

SCANNED

MACFARLANE AUSLEY FERGUSON & McMULLEN

ATTORNEYS AND COUNSELORS AT LAW

227 SOUTH CALHOUN STREET
P.O. BOX 391 (ZIP 32302)
TALLAHASSEE, FLORIDA 32301
(904) 224-9115 FAX (904) 222-7560

111 MADISON STREET, SUITE 2300
P.O. BOX 1531 (ZIP 33601)
TAMPA, FLORIDA 33602
(813) 273-4200 FAX (813) 273-4396

September 13, 1994

400 CLEVELAND STREET
P. O. BOX 1669 (ZIP 34617)
CLEARWATER, FLORIDA 34615
(813) 441-8966 FAX (813) 442-8470

HAND DELIVERED

IN REPLY REFER TO:

Tallahassee

Ms. Blanca S. Bayo, Director
Division of Records and Reporting
Florida Public Service Commission
101 East Gaines Street
Tallahassee, Florida 32301

DECLASSIFIED

Re: Fuel and Purchased Power Cost Recovery Clause
and Generating Performance Incentive Factor
FPSC Docket No. 940001-EI

990001

REQUEST FOR SPECIFIED CONFIDENTIAL TREATMENT


Dear Ms. Bayo:

We submit herewith Tampa Electric Company's 423 Forms for the month of July 1994 and request specified confidential treatment of Forms 423-1(a), 423-2, 423-2(a), 423-2(b) and 423-2(c). Our request is made pursuant to Section 366.093, Fla. Stat., for the reasons detailed in the document entitled "Tampa Electric Company's Request for Specified Confidential Treatment", which document was filed under separate cover (copy enclosed). The sensitive information contained in these forms has been highlighted in yellow.

Please acknowledge receipt and filing of the above by stamping the duplicate copy of this letter and returning same to this writer.

Thank you for your assistance in connection with this matter.

Sincerely,


James D. Beasley

JDB/pp
encls.

cc: All Parties of Record (w/o enc.)

DOCUMENT NUMBER-DATE
09446 SEP 13 1994
FPSC-RECORDS/REPORTING

MONTHLY REPORT OF COST AND QUALITY OF FUEL OIL FOR ELECTRIC PLANTS
DETAIL OF INVOICE AND TRANSPORTATION CHARGES

1. Reporting Month: July Year: 1994

2. Reporting Company: Tampa Electric Company

3. Name, Title & Telephone Number of Contact Person Concerning Data
Submitted on this Form: Jeffrey Chronister, Supervisor, Regulatory Accounting
(813) - 228 - 1609

4. Signature of Official Submitting Report: 
L. L. Lefler, Vice Pres. & Controller

5. Date Completed: September 15, 1994

Line No. (a)	Plant Name (b)	Supplier Name (c)	Delivery Location (d)	Delivery Date (e)	Type Oil (f)	Volume (Bbls) (g)	Invoice Price (\$/Bbl) (h)	Invoice Amount \$ (i)	Discount \$ (j)	Net Amount \$ (k)	Net Price (\$/Bbl) (l)	Quality Adjust. (\$/Bbl) (m)	Effective Purchase Price (\$/Bbl) (n)	Transport to Terminal (\$/Bbl) (o)	Add'l Transport Charges (\$/Bbl) (p)	Other Charges (\$/Bbl) (q)	Delivered Price (\$/Bbl) (r)
1.	Gannon	Coastal Fuels	Gannon	07-01-94	F02	4,298.87	\$23.5247	101,129.82	\$0.0000	101,129.82	\$23.5247	\$0.0000	\$23.5247	\$0.0000	\$0.0000	\$0.0000	\$23.5247
2.	Gannon	Coastal Fuels	Gannon	07-06-94	F02	1,056.08	\$23.5713	24,893.16	\$0.0000	24,893.16	\$23.5713	\$0.0000	\$23.5713	\$0.0000	\$0.0000	\$0.0000	\$23.5713
3.	Gannon	Coastal Fuels	Gannon	07-08-94	F02	169.76	\$23.3821	3,969.34	\$0.0000	3,969.34	\$23.3821	\$0.0000	\$23.3821	\$0.0000	\$0.0000	\$0.0000	\$23.3821
4.	Gannon	Coastal Fuels	Gannon	07-28-94	F02	171.90	\$24.1170	4,145.71	\$0.0000	4,145.71	\$24.1170	\$0.0000	\$24.1170	\$0.0000	\$0.0000	\$0.0000	\$24.1170
5.	Big Bend	Coastal Fuels	Big Bend	07-01-94	F02	10,330.72	\$23.6549	244,372.63	\$0.0000	244,372.63	\$23.6549	\$0.0000	\$23.6549	\$0.0000	\$0.0000	\$0.0000	\$23.6549
6.	Phillips	Coastal Fuels	Phillips	07-18-94	F02	348.90	\$24.3220	8,485.95	\$0.0000	8,485.95	\$24.3220	\$0.0000	\$24.3220	\$0.0000	\$0.0000	\$0.0000	\$24.3220
7.	Phillips	Coastal Fuels	Phillips	07-19-94	F02	176.78	\$24.3220	4,299.64	\$0.0000	4,299.64	\$24.3220	\$0.0000	\$24.3220	\$0.0000	\$0.0000	\$0.0000	\$24.3220
8.	Phillips	Coastal Fuels	Phillips	07-01-94	F06	1,564.44	\$17.8100	27,862.66	\$0.0000	27,862.66	\$17.8100	\$0.0000	\$17.8100	\$0.0000	\$0.0000	\$0.0000	\$17.8100
9.	Phillips	Coastal Fuels	Phillips	07-03-94	F06	319.86	\$18.0100	5,760.67	\$0.0000	5,760.67	\$18.0100	\$0.0000	\$18.0100	\$0.0000	\$0.0000	\$0.0000	\$18.0100
10.	Phillips	Coastal Fuels	Phillips	07-05-94	F06	1,389.81	\$18.0100	25,030.47	\$0.0000	25,030.47	\$18.0100	\$0.0000	\$18.0100	\$0.0000	\$0.0000	\$0.0000	\$18.0100
11.	Phillips	Coastal Fuels	Phillips	07-06-94	F06	2,017.24	\$18.0100	36,330.50	\$0.0000	36,330.50	\$18.0100	\$0.0000	\$18.0100	\$0.0000	\$0.0000	\$0.0000	\$18.0100
12.	Phillips	Coastal Fuels	Phillips	07-09-94	F06	155.02	\$18.0100	2,791.91	\$0.0000	2,791.91	\$18.0100	\$0.0000	\$18.0100	\$0.0000	\$0.0000	\$0.0000	\$18.0100
13.	Phillips	Coastal Fuels	Phillips	07-09-94	F06	451.08	\$18.0100	8,123.95	\$0.0000	8,123.95	\$18.0100	\$0.0000	\$18.0100	\$0.0000	\$0.0000	\$0.0000	\$18.0100
14.	Phillips	Coastal Fuels	Phillips	07-12-94	F06	1,812.17	\$18.4300	33,398.31	\$0.0000	33,398.31	\$18.4300	\$0.0000	\$18.4300	\$0.0000	\$0.0000	\$0.0000	\$18.4300
15.	Phillips	Coastal Fuels	Phillips	07-15-94	F06	150.44	\$18.4300	2,772.61	\$0.0000	2,772.61	\$18.4300	\$0.0000	\$18.4300	\$0.0000	\$0.0000	\$0.0000	\$18.4300
16.	Phillips	Coastal Fuels	Phillips	07-16-94	F06	624.65	\$18.4300	11,512.30	\$0.0000	11,512.30	\$18.4300	\$0.0000	\$18.4300	\$0.0000	\$0.0000	\$0.0000	\$18.4300
17.	Phillips	Coastal Fuels	Phillips	07-17-94	F06	150.44	\$18.7800	2,825.26	\$0.0000	2,825.26	\$18.7800	\$0.0000	\$18.7800	\$0.0000	\$0.0000	\$0.0000	\$18.7800
18.	Phillips	Coastal Fuels	Phillips	07-23-94	F06	306.14	\$18.8815	5,780.39	\$0.0000	5,780.39	\$18.8815	\$0.0000	\$18.8815	\$0.0000	\$0.0000	\$0.0000	\$18.8815
19.	Phillips	Coastal Fuels	Phillips	07-25-94	F06	300.61	\$18.8800	5,675.53	\$0.0000	5,675.53	\$18.8800	\$0.0000	\$18.8800	\$0.0000	\$0.0000	\$0.0000	\$18.8800
20.	Phillips	Coastal Fuels	Phillips	07-26-94	F06	306.54	\$18.9800	5,818.14	\$0.0000	5,818.14	\$18.9800	\$0.0000	\$18.9800	\$0.0000	\$0.0000	\$0.0000	\$18.9800
21.	Phillips	Coastal Fuels	Phillips	07-27-94	F06	313.00	\$18.9800	5,940.74	\$0.0000	5,940.74	\$18.9800	\$0.0000	\$18.9800	\$0.0000	\$0.0000	\$0.0000	\$18.9800
22.	Phillips	Coastal Fuels	Phillips	07-28-94	F06	148.43	\$18.9800	2,817.20	\$0.0000	2,817.20	\$18.9800	\$0.0000	\$18.9800	\$0.0000	\$0.0000	\$0.0000	\$18.9800
23.	Phillips	Coastal Fuels	Phillips	07-28-94	F06	157.71	\$18.9800	2,993.34	\$0.0000	2,993.34	\$18.9800	\$0.0000	\$18.9800	\$0.0000	\$0.0000	\$0.0000	\$18.9800

MONTHLY REPORT OF COST AND QUALITY OF FUEL OIL FOR ELECTRIC PLANTS
REPORT OF ADJUSTMENTS TO PREVIOUS OIL DELIVERIES

1. Reporting Month: July Year: 1994
2. Reporting Company: Tampa Electric Company

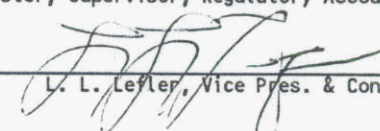
3. Name, Title & Telephone Number of Contact Person Concerning Data
Submitted on this Form: Jeffrey Chronister, Supervisor, Regulatory Accounting
(813) - 228 - 1609

4. Signature of Official Submitting Report: 
L. L. Lefler, Vice Pres. & Controller

5. Date Completed: September 15, 1994

Line No. (a)	Month Reported (b)	Form Plant Name (c)	Supplier (d)	Original Line Number (e)	Old Volume (Bbls) (f)	Form No. (g)	Column Designator & Title (h)	Old Value (i)	New Value (j)	New Delivered Price (k)	Reason for Revision (l)
1.	July, 1993	Gannon	Coastal Fuels	1.	4,060.65	423-1(a)	Column (m), Quality Adj.	\$0.0000	\$0.1687	\$23.4266	3RD Qtr BTU Adj.
2.	July, 1993	Gannon	Coastal Fuels	3.	4,219.54	423-1(a)	Column (m), Quality Adj.	\$0.0000	\$0.1687	\$24.1406	3RD Qtr BTU Adj.
3.	August, 1993	Big Bend	Coastal Fuels	1.	10,137.58	423-1(a)	Column (m), Quality Adj.	\$0.0000	\$0.1687	\$23.0172	3RD Qtr BTU Adj.
4.	September, 1993	Gannon	Coastal Fuels	1.	3,969.15	423-1(a)	Column (m), Quality Adj.	\$0.0000	\$0.1687	\$25.0436	3RD Qtr BTU Adj.
5.	September, 1993	Big Bend	Coastal Fuels	4.	6,303.76	423-1(a)	Column (m), Quality Adj.	\$0.0000	\$0.1687	\$24.1932	3RD Qtr BTU Adj.
6.	September, 1993	Big Bend	Coastal Fuels	5.	10,232.43	423-1(a)	Column (m), Quality Adj.	\$0.0000	\$0.1687	\$24.0672	3RD Qtr BTU Adj.
7.	October, 1993	Big Bend	Coastal Fuels	3.	10,164.43	423-1(a)	Column (m), Quality Adj.	\$0.0000	\$0.1693	\$25.0968	4TH Qtr BTU Adj.
8.	October, 1993	Gannon	Coastal Fuels	1.	3,894.50	423-1(a)	Column (m), Quality Adj.	\$0.0000	\$0.1693	\$26.1572	4TH Qtr BTU Adj.
9.	November, 1993	Gannon	Coastal Fuels	2.	4,240.50	423-1(a)	Column (m), Quality Adj.	\$0.0000	\$0.1693	\$24.4142	4TH Qtr BTU Adj.
10.	December, 1993	Gannon	Coastal Fuels	2.	3,649.03	423-1(a)	Column (m), Quality Adj.	\$0.0000	\$0.1693	\$20.2038	4TH Qtr BTU Adj.
11.	December, 1993	Gannon	Coastal Fuels	4.	4,017.26	423-1(a)	Column (m), Quality Adj.	\$0.0000	\$0.1693	\$20.3617	4TH Qtr BTU Adj.
12.	January, 1994	Gannon	Coastal Fuels	2.	3,755.49	423-1(a)	Column (m), Quality Adj.	\$0.0000	\$0.1556	\$22.7101	1ST Qtr BTU Adj.
13.	February, 1994	Gannon	Coastal Fuels	2.	3,588.11	423-1(a)	Column (m), Quality Adj.	\$0.0000	\$0.1556	\$24.2053	1ST Qtr BTU Adj.
14.	March, 1994	Big Bend	Coastal Fuels	3.	10,365.45	423-1(a)	Column (m), Quality Adj.	\$0.0000	\$0.1556	\$22.4665	1ST Qtr BTU Adj.
15.	March, 1994	Gannon	Coastal Fuels	1.	3,800.97	423-1(a)	Column (m), Quality Adj.	\$0.0000	\$0.1556	\$22.3152	1ST Qtr BTU Adj.

MONTHLY REPORT OF COST AND QUALITY OF FUEL OIL FOR ELECTRIC PLANTS
REPORT OF ADJUSTMENTS TO PREVIOUS OIL DELIVERIES

1. Reporting Month: July Year: 1994
2. Reporting Company: Tampa Electric Company
4. Name, Title & Telephone Number of Contact Person Concerning Data
Submitted on this Form: Jeffrey Chronister, Supervisor, Regulatory Accounting
(813) - 228 - 1609
5. Signature of Official Submitting Form: 
L. L. Lefler, Vice Pres. & Controller
6. Date Completed: September 15, 1994

Line No. (a)	Month Reported (b)	Form Plant Name (c)	Supplier (d)	Original Line Number (e)	Old Volume (Bbls) (f)	Form No. (g)	Column Designator & Title (h)	Old Value (i)	New Value (j)	New Delivered Price (k)	Reason for Revision (l)
1.	April, 1994	Gannon	Coastal Fuels	1.	4,126.95	423-1(a)	Column (m), Quality Adj.	\$0.0000	\$0.1576	\$21.9603	2ND Qtr BTU Adj.
2.	May, 1994	Gannon	Coastal Fuels	1.	4,081.02	423-1(a)	Column (m), Quality Adj.	\$0.0000	\$0.1576	\$22.5063	2ND Qtr BTU Adj.
3.	June, 1994	Gannon	Coastal Fuels	2.	3,649.17	423-1(a)	Column (m), Quality Adj.	\$0.0000	\$0.1576	\$23.3043	2ND Qtr BTU Adj.
4.	June, 1994	Big Bend	Coastal Fuels	3.	10,495.27	423-1(a)	Column (m), Quality Adj.	\$0.0000	\$0.1576	\$22.3215	2ND Qtr BTU Adj.
5.											
6.											
7.											
8.											
9.											
10.											
11.											
12.											
13.											
14.											
15.											

MONTHLY REPORT OF COST AND QUALITY OF COAL FOR ELECTRIC PLANTS
ORIGIN, TONNAGE, DELIVERED PRICE AND AS RECEIVED QUALITY

1. Reporting Month: July Year: 1994

2. Reporting Company: Tampa Electric Company

3. Plant Name: Electro-Coal Transfer Facility - Big Bend Station (1)

4. Name, Title & Telephone Number of Contact Person Concerning Data
Submitted on this Form: Jeffrey Chronister, Supervisor, Regulatory Accounting
(813) - 228 - 1609

5. Signature of Official Submitting Form: 
L. L. Leffler, Vice Pres. & Controller


6. Date Completed: September 15, 1994

Line No. (a)	Supplier Name (b)	Mine Location (c)	Purchase Type (d)	Transport Mode (e)	Tons (f)	Effective Purchase Price (\$/Ton) (g)	Total Transport Charges (\$/Ton) (h)	Delivered Price Transfer Facility (\$/Ton) (i)	As Received Coal Quality			
									Sulfur Content % (j)	BTU Content (BTU/lb) (k)	Ash Content % (l)	Moisture Content % (m)
1.	Peabody Development	9, KY, 225, 233	LTC	RB	59,551.00	\$35.355	\$13.670	\$49.025	3.06	12,731	8.87	6.91
2.	Zeigler Coal	10, IL, 145, 157	LTC	RB	88,984.30	\$43.113	\$0.000	\$43.113	3.08	11,023	9.60	12.64
3.	Mapco	9, KY, 233	LTC	RB	45,595.52	\$30.980	\$13.730	\$44.710	2.80	12,631	7.63	7.69
4.	Consolidation Coal	9, KY, 225	LTC	RB	105,110.60	\$36.956	\$9.220	\$46.176	2.81	12,033	5.76	11.02
5.	Peabody Development	10, IL, 165	LTC	RB	17,518.30	\$35.355	\$13.650	\$49.005	1.82	12,344	8.50	8.34
6.	Consolidation Coal	3, W. VA., 061	LTC	RB	20,366.00	\$40.389	\$10.620	\$51.009	2.64	13,353	7.74	4.30
7.	Pyramid	9, KY, 101	S	RB	20,663.20	\$19.950	\$3.930	\$23.880	2.79	11,589	9.35	11.02
8.	Zeigler Coal	10, IL, 145, 157	S	RB	39,779.70	\$19.590	\$4.060	\$23.650	3.10	11,051	9.75	12.51
9.	Sugar Camp	10, IL, 059	S	RB	4,812.00	\$25.730	\$2.970	\$28.700	2.68	12,744	8.85	6.66
10.	Basin Resources	17, CO, 071	S	R&B	100,158.17	\$25.480	\$14.400	\$39.880	0.47	12,952	10.07	6.06
11.	Basin Resources	17, CO, 071	S	R&B	13,015.00	\$25.330	\$14.400	\$39.730	0.46	12,948	10.55	5.55
12.	Unionvale	2, PA, 059	S	RB	21,938.80	\$34.500	\$0.000	\$34.500	2.18	13,375	7.27	4.92
13.	Unionvale	3, W. VA, 049	S	RB	1,501.24	\$34.500	\$0.000	\$34.500	2.97	13,037	8.69	5.08

(1) As Electro-Coal Transfer Facility is a central storage site for coal prior to its delivery to the power plant, the coal from suppliers noted on this schedule is usually delivered to Big Bend Station but could ultimately be delivered to Gannon Station.

FPSC Form 423-2(a)

MONTHLY REPORT OF COST AND QUALITY OF COAL FOR ELECTRIC PLANTS
DETAILED PURCHASED COAL INVOICE INFORMATION

- | | |
|--|---|
| <p>1. Reporting Month: July Year: 1994</p> <p>2. Reporting Company: Tampa Electric Company</p> <p>3. Plant Name: Electro-Coal Transfer Facility - Big Bend Station (1)</p> | <p>4. Name, Title & Telephone Number of Contact Person Concerning Data
Submitted on this Form: Jeffrey Chronister, Supervisor, Regulatory Accounting
(813) - 228 - 1609</p> <p>5. Signature of Official Submitting Form: 
L. L. Lefler, Vice Pres. & Controller</p> <p>6. Date Completed: September 15, 1994</p> |
|--|---|

Line No. (a)	Supplier Name (b)	Mine Location (c)	Purchase Type (d)	Tons (e)	F.O.B. (2) Mine Price (\$/Ton) (f)	Shorthaul & Loading Charges (\$/Ton) (g)	Original Invoice Price (\$/Ton) (h)	Retro-active Price Adjustments (\$/Ton) (i)	Base Price (\$/Ton) (j)	Quality Adjustments (\$/Ton) (k)	Effective Purchase Price (\$/Ton) (l)
1.	Peabody Development	9,KY,225,233	LTC	59,551.00	N/A	\$0.00	\$35.355	\$0.000	\$35.355	\$0.000	\$35.355
2.	Zeigler Coal	10,IL,145,157	LTC	88,984.30	N/A	\$0.00	\$43.113	\$0.000	\$43.113	\$0.000	\$43.113
3.	Mapco	9,KY,233	LTC	45,595.52	N/A	\$0.00	\$30.980	\$0.000	\$30.980	\$0.000	\$30.980
4.	Consolidation Coal	9,KY,225	LTC	105,110.60	N/A	\$0.00	\$36.956	\$0.000	\$36.956	\$0.000	\$36.956
5.	Peabody Development	10,IL,165	LTC	17,518.30	N/A	\$0.00	\$35.355	\$0.000	\$35.355	\$0.000	\$35.355
6.	Consolidation Coal	3,W.VA.,061	LTC	20,366.00	N/A	\$0.00	\$40.389	\$0.000	\$40.389	\$0.000	\$40.389
7.	Pyramid	9,KY,101	S	20,663.20	N/A	\$0.00	\$19.950	\$0.000	\$19.950	\$0.000	\$19.950
8.	Zeigler Coal	10,IL,145,157	S	39,779.70	N/A	\$0.00	\$19.590	\$0.000	\$19.590	\$0.000	\$19.590
9.	Sugar Camp	10,IL,059	S	4,812.00	N/A	\$0.00	\$25.730	\$0.000	\$25.730	\$0.000	\$25.730
10.	Basin Resources	17,CO,071	S	100,158.17	N/A	\$0.00	\$25.480	\$0.000	\$25.480	\$0.000	\$25.480
11.	Basin Resources	17,CO,071	S	13,015.00	N/A	\$0.00	\$25.330	\$0.000	\$25.330	\$0.000	\$25.330
12.	Unionvale	2,PA,059	S	21,938.80	N/A	\$0.00	\$34.500	\$0.000	\$34.500	\$0.000	\$34.500
13.	Unionvale	3,W.VA,049	S	1,501.24	N/A	\$0.00	\$34.500	\$0.000	\$34.500	\$0.000	\$34.500

(1) As Electro-Coal Transfer Facility is a central storage site for coal prior to its delivery to the power plant, the coal from suppliers noted on this schedule is usually delivered to Big Bend Station but could ultimately be delivered to Gannon Station.

(2) Tampa Electric purchases coal F.O.B. shipping point or F.O.B. destination.

FPSC FORM 423-2(a) (2/87)


MONTHLY REPORT OF COST AND QUALITY OF COAL FOR ELECTRIC PLANTS
DETAIL OF TRANSPORTATION CHARGES

1. Reporting Month: July Year: 1994

2. Reporting Company: Tampa Electric Company

3. Plant Name: Electro-Coal Transfer Facility - Big Bend Station (1)

4. Name, Title & Telephone Number of Contact Person Concerning Data
Submitted on this Form: Jeffrey Chronister, Supervisor, Regulatory Accounting
(813) - 228 - 1609

5. Signature of Official Submitting Form: 
V. L. Zefler, Vice Pres. & Controller

6. Date Completed: September 15, 1994

Line No. (a)	Supplier Name (b)	Mine Location (c)	Shipping Point (d)	Transport Mode (e)	Tons (f)	(2) Effective Purchase Price (\$/Ton) (g)	Add'l Shorthaul & Loading Charges (\$/Ton) (h)	Rail Charges			Waterborne Charges				Total Transportation Charges (\$/Ton) (p)	Delivered Price Transfer Facility (\$/Ton) (q)
								Rail Rate (\$/Ton) (i)	Other Rail Charges (\$/Ton) (j)	River Barge Rate (\$/Ton) (k)	Trans-loading Rate (\$/Ton) (l)	Ocean Barge Rate (\$/Ton) (m)	Other Water Charges (\$/Ton) (n)	Other Related Charges (\$/Ton) (o)		
1.	Peabody Development	9,KY,225,233	Union & Webster Cnty, KY	RB	59,551.00	\$35.355	\$0.000	\$0.000	\$0.000	\$13.670	\$0.000	\$0.000	\$0.000	\$0.000	\$13.670	\$49.025
2.	Zeigler Coal	10,IL,145,157	Randolph & Perry Cnty, IL	RB	88,984.30	\$43.113	\$0.000	\$0.000	\$0.000	\$0.000	\$0.000	\$0.000	\$0.000	\$0.000	\$0.000	\$43.113
3.	Mapco	9,KY,233	Webster Cnty, KY	RB	45,595.52	\$30.980	\$0.000	\$0.000	\$0.000	\$13.730	\$0.000	\$0.000	\$0.000	\$0.000	\$13.730	\$44.710
4.	Consolidation Coal	9,KY,225	Union Cnty, KY	RB	105,110.60	\$36.956	\$0.000	\$0.000	\$0.000	\$9.220	\$0.000	\$0.000	\$0.000	\$0.000	\$9.220	\$46.176
5.	Peabody Development	10,IL,165	Saline Cnty, IL	RB	17,518.30	\$35.355	\$0.000	\$0.000	\$0.000	\$13.650	\$0.000	\$0.000	\$0.000	\$0.000	\$13.650	\$49.005
6.	Consolidation Coal	3,W.VA.,061	Monongalia Cnty, W.Va.	RB	20,366.00	\$40.389	\$0.000	\$0.000	\$0.000	\$10.620	\$0.000	\$0.000	\$0.000	\$0.000	\$10.620	\$51.009
7.	Pyramid	9,KY,101	Henderson Cnty, KY	RB	20,663.20	\$19.950	\$0.000	\$0.000	\$0.000	\$3.930	\$0.000	\$0.000	\$0.000	\$0.000	\$3.930	\$23.880
8.	Zeigler Coal	10,IL,145,157	Randolph & Perry Cnty, IL	RB	39,779.70	\$19.590	\$0.000	\$0.000	\$0.000	\$4.060	\$0.000	\$0.000	\$0.000	\$0.000	\$4.060	\$23.650
9.	Sugar Camp	10,IL,059	Gallatin Cnty, IL	RB	4,812.00	\$25.730	\$0.000	\$0.000	\$0.000	\$2.970	\$0.000	\$0.000	\$0.000	\$0.000	\$2.970	\$28.700
10.	Basin Resources	17,CO,071	Las Animas Cnty, CO.	R&B	100,158.17	\$25.480	\$0.000	\$11.530	\$0.000	\$2.870	\$0.000	\$0.000	\$0.000	\$0.000	\$14.400	\$39.880
11.	Basin Resources	17,CO,071	Las Animas Cnty, CO.	R&B	13,015.00	\$25.330	\$0.000	\$11.530	\$0.000	\$2.870	\$0.000	\$0.000	\$0.000	\$0.000	\$14.400	\$39.730
12.	Unionvale	2,PA,059	Greene Cnty, PA.	RB	21,938.80	\$34.500	\$0.000	\$0.000	\$0.000	\$0.000	\$0.000	\$0.000	\$0.000	\$0.000	\$0.000	\$34.500
13.	Unionvale	3,W.VA,049	Marion Cnty, W. VA.	RB	1,501.24	\$34.500	\$0.000	\$0.000	\$0.000	\$0.000	\$0.000	\$0.000	\$0.000	\$0.000	\$0.000	\$34.500


(1) As Electro-Coal Transfer Facility is a central storage site for coal prior to its delivery to the power plant, the coal from suppliers noted on this schedule is usually delivered to Big Bend Station but could ultimately be delivered to Gannon Station.

(2) Tampa Electric purchases coal F.O.B. shipping point or F.O.B. destination.

MONTHLY REPORT OF COST AND QUALITY OF COAL FOR ELECTRIC PLANTS
ORIGIN, TONNAGE, DELIVERED PRICE AND AS RECEIVED QUALITY

1. Reporting Month: July Year: 1994
 2. Reporting Company: Tampa Electric Company
 3. Plant Name: Electro-Coal Transfer Facility - Gannon Station (1)

4. Name, Title & Telephone Number of Contact Person Concerning Data
 Submitted on this Form: Jeffrey Chronister, Supervisor, Regulatory Accounting
 (813) - 228 - 1609

5. Signature of Official Submitting Form: 
 L. L. Lefler, Vice Pres. & Controller

6. Date Completed: September 15, 1994

Line No. (a)	Supplier Name (b)	Mine Location (c)	Purchase Type (d)	Transport Mode (e)	Tons (f)	Effective Purchase Price (\$/Ton) (g)	Total Transport Charges (\$/Ton) (h)	Delivered Price Transfer Facility (\$/Ton) (i)	As Received Coal Quality			
									Sulfur Content % (j)	BTU Content (BTU/lb) (k)	Ash Content % (l)	Moisture Content % (m)
1.	Gatliff Coal	9,KY,235	LTC	R&B	57,270.00	\$40.295	\$20.515	\$60.810	1.18	12,696	6.61	7.65
2.	Gatliff Coal	8,TN,013	LTC	R&B	19,206.00	\$40.295	\$11.600	\$51.895	1.18	12,696	6.61	7.65

(1) As Electro-Coal Transfer Facility is a central storage site for coal prior to its delivery to the power plant, the coal from suppliers noted on this schedule is usually delivered to Gannon Station but could ultimately be delivered to Big Bend Station.

FPSC Form 423-2(a)


MONTHLY REPORT OF COST AND QUALITY OF COAL FOR ELECTRIC PLANTS
DETAILED PURCHASED COAL INVOICE INFORMATION

1. Reporting Month: July Year: 1994

2. Reporting Company: Tampa Electric Company

3. Plant Name: Electro-Coal Transfer Facility - Gannon Station (1)

4. Name, Title & Telephone Number of Contact Person Concerning Data
Submitted on this Form: Jeffrey Chronister, Supervisor, Regulatory Accounting
(813) - 228 - 1609

5. Signature of Official Submitting Form: 
L. L. Lefler, Vice Pres. & Controller

6. Date Completed: September 15, 1994

Line No. (a)	Supplier Name (b)	Mine Location (c)	Purchase Type (d)	Tons (e)	F.O.B.(2) Mine Price (\$/Ton) (f)	Shorthaul & Loading Charges (\$/Ton) (g)	Original Invoice Price (\$/Ton) (h)	Retro-active Price Adjustments (\$/Ton) (i)	Base Price (\$/Ton) (j)	Quality Adjust-ments (\$/Ton) (k)	Effective Purchase Price (\$/Ton) (l)
1.	Gatliff Coal	9,KY,235	LTC	57,270.00	N/A	\$0.000	\$40.295	\$0.000	\$40.295	\$0.000	\$40.295
2.	Gatliff Coal	8,TN,013	LTC	19,206.00	N/A	\$0.000	\$40.295	\$0.000	\$40.295	\$0.000	\$40.295

(1) As Electro-Coal Transfer Facility is a central storage site for coal prior to its delivery to the power plant, the coal from suppliers noted on this schedule is usually delivered to Gannon Station but could ultimately be delivered to Big Bend Station.

(2) Tampa Electric purchases coal F.O.B. shipping point or F.O.B. destination.

MONTHLY REPORT OF COST AND QUALITY OF COAL FOR ELECTRIC PLANTS
DETAIL OF TRANSPORTATION CHARGES

1. Reporting Month: July Year: 1994

2. Reporting Company: Tampa Electric Company

3. Plant Name: Electro-Coal Transfer Facility - Gannon Station (1)

4. Name, Title & Telephone Number of Contact Person Concerning Data
Submitted on this Form: Jeffrey Chronister, Supervisor, Regulatory Accounting
(813) - 228 - 1609

5. Signature of Official Submitting Form: 
L. L. Lefler, Vice Pres. & Controller

6. Date Completed: September 15, 1994

Line No. (a)	Supplier Name (b)	Mine Location (c)	Shipping Point (d)	Transport Mode (e)	Tons (f)	(2) Effective Purchase Price (\$/Ton) (g)	Add'l Shorthaul & Loading Charges (\$/Ton) (h)	Rail Charges			Waterborne Charges				Total Transportation Charges (\$/Ton) (p)	Delivered Price Transfer Facility (\$/Ton) (q)
								Rail Rate (\$/Ton) (i)	Other Rail Charges (\$/Ton) (j)	River Barge Rate (\$/Ton) (k)	Trans-loading Rate (\$/Ton) (l)	Ocean Barge Rate (\$/Ton) (m)	Other Water Charges (\$/Ton) (n)	Other Related Charges (\$/Ton) (o)		
1.	Gatliff Coal	9,KY,235	Union & Webster Cnty, KY	R&B	57,270.00	\$40.295	\$0.000	\$7.709	\$0.000	\$12.806	\$0.000	\$0.000	\$0.000	\$0.000	\$20.515	\$60.810
2.	Gatliff Coal	8,TN,013	Campbell Cnty, TN	R&B	19,206.00	\$40.295	\$0.000	\$8.110	\$0.000	\$3.490	\$0.000	\$0.000	\$0.000	\$0.000	\$11.600	\$51.895


(1) As Electro-Coal Transfer Facility is a central storage site for coal prior to its delivery to the power plant, the coal from suppliers noted on this schedule is usually delivered to Gannon Station but could ultimately be delivered to Big Bend Station.

(2) Tampa Electric purchases coal F.O.B. shipping point or F.O.B. destination.

MONTHLY REPORT OF COST AND QUALITY OF COAL FOR ELECTRIC PLANTS
ORIGIN, TONNAGE, DELIVERED PRICE AND AS RECEIVED QUALITY

1. Reporting Month: July Year: 1994
 2. Reporting Company: Tampa Electric Company
 3. Plant Name: Big Bend Station

4. Name, Title & Telephone Number of Contact Person Concerning Data
 Submitted on this Form: Jeffrey Chronister, Supervisor, Regulatory Accounting
 (813) - 228 - 1609

5. Signature of Official Submitting Form: 
 L. L. Lefler, Vice Pres. & Controller


6. Date Completed: September 15, 1994

Line No. (a)	Supplier Name (b)	Mine Location (c)	Purchase Type (d)	Transport Mode (e)	Tons (f)	Effective Purchase Price (\$/Ton) (g)	Total Transport Charges (\$/Ton) (h)	FOB Plant Price (\$/Ton) (i)	As Received Coal Quality			
									Sulfur Content % (j)	BTU Content (BTU/lb) (k)	Ash Content % (l)	Moisture Content % (m)
1.	Transfer Facility	N/A	N/A	OB	334,548.00	\$36.708	\$8.685	\$45.393	2.50	11,756	8.08	11.09

MONTHLY REPORT OF COST AND QUALITY OF COAL FOR ELECTRIC PLANTS
DETAILED PURCHASED COAL INVOICE INFORMATION

1. Reporting Month: July Year: 1994
 2. Reporting Company: Tampa Electric Company
 3. Plant Name: Big Bend Station

4. Name, Title & Telephone Number of Contact Person Concerning Data
 Submitted on this Form: Jeffrey Chronister, Supervisor, Regulatory Accounting
 (813) - 228 - 1609

5. Signature of Official Submitting Form: 
 L. L. Lefler, Vice Pres. & Controller


6. Date Completed: September 15, 1994

Line No. (a)	Supplier Name (b)	Mine Location (c)	Purchase Type (d)	Tons (e)	F.O.B. Mine Price (\$/Ton) (f)	Shorthaul & Loading Charges (\$/Ton) (g)	Original Invoice Price (\$/Ton) (h)	Retro-active Price Adjustments (\$/Ton) (i)	Base Price (\$/Ton) (j)	Quality Adjustments (\$/Ton) (k)	Effective Purchase Price (\$/Ton) (l)
1.	Transfer Facility	N/A	N/A	334,548.00	N/A	\$0.000	\$36.708	\$0.000	\$36.708	\$0.000	\$36.708

MONTHLY REPORT OF COST AND QUALITY OF COAL FOR ELECTRIC PLANTS
DETAIL OF TRANSPORTATION CHARGES

- 1. Reporting Month: July Year: 1994
- 2. Reporting Company: Tampa Electric Company
- 3. Plant Name: Big Bend Station

4. Name, Title & Telephone Number of Contact Person Concerning Data
Submitted on this Form: Jeffrey Chronister, Supervisor, Regulatory Accounting
(813) - 228 - 1609

5. Signature of Official Submitting Form: 
L. L. Lefler, Vice Pres. & Controller

6. Date Completed: September 15, 1994

Line No. (a)	Supplier Name (b)	Mine Location (c)	Shipping Point (d)	Trans- port Mode (e)	Tons (f)	Effective Purchase Price (\$/Ton) (g)	Add'l Shorthaul & Loading Charges (\$/Ton) (h)	Rail Charges		Waterborne Charges				Total Transportation Charges (\$/Ton) (p)	FOB Plant Price (\$/Ton) (q)	
								Rail Rate (\$/Ton) (i)	Other Rail Charges (\$/Ton) (j)	River Barge Rate (\$/Ton) (k)	Trans- loading Rate (\$/Ton) (l)	Ocean Barge Rate (\$/Ton) (m)	Other Water Charges (\$/Ton) (n)			Other Related Charges (\$/Ton) (o)
1.	Transfer Facility	N/A	Davant, La.	OB	334,548.00	\$36.708	\$0.000	\$0.000	\$0.000	\$0.000	\$0.000	\$0.000	\$0.000	\$0.000	\$8.685	\$45.393


FPSC Form 423-2

MONTHLY REPORT OF COST AND QUALITY OF COAL FOR ELECTRIC PLANTS
ORIGIN, TONNAGE, DELIVERED PRICE AND AS RECEIVED QUALITY

- 1. Reporting Month: July Year: 1994
- 2. Reporting Company: Tampa Electric Company
- 3. Plant Name: Gannon Station

4. Name, Title & Telephone Number of Contact Person Concerning Data
Submitted on this Form: Jeffrey Chronister, Supervisor, Regulatory Accounting
(813) - 228 - 1609

5. Signature of Official Submitting Form:



L. L. Lefler, Vice Pres. & Controller

6. Date Completed: September 15, 1994

Line No. (a)	Supplier Name (b)	Mine Location (c)	Purchase Type (d)	Transport Mode (e)	Tons (f)	Effective Purchase Price (\$/Ton) (g)	Total Transport Charges (\$/Ton) (h)	FOB Plant Price (\$/Ton) (i)	As Received Coal Quality			
									Sulfur Content % (j)	BTU Content (BTU/lb) (k)	Ash Content % (l)	Moisture Content % (m)
1.	Transfer Facility	N/A	N/A	OB	142,028.00	\$47.889	\$8.699	\$56.588	1.22	11,979	7.04	10.90
2.	Gatliff Coal	8,KY,235	LTC	UR	93,555.00	\$40.295	\$17.145	\$57.440	1.17	12,673	6.36	8.16

MONTHLY REPORT OF COST AND QUALITY OF COAL FOR ELECTRIC PLANTS
DETAILED PURCHASED COAL INVOICE INFORMATION

1. Reporting Month: July Year: 1994
 2. Reporting Company: Tampa Electric Company
 3. Plant Name: Gannon Station

4. Name, Title & Telephone Number of Contact Person Concerning Data
 Submitted on this Form: Jeffrey Chronister, Supervisor, Regulatory Accounting
 (813) - 228 - 1609

5. Signature of Official Submitting Form: 
 L. L. Lefler, Vice Pres. & Controller


6. Date Completed: September 15, 1994

Line No. (a)	Supplier Name (b)	Mine Location (c)	Purchase Type (d)	Tons (e)	F.O.B. Mine Price (\$/Ton) (f)	Shorthaul & Loading Charges (\$/Ton) (g)	Original Invoice Price (\$/Ton) (h)	Retro-active Price Adjustments (\$/Ton) (i)	Base Price (\$/Ton) (j)	Quality Adjust-ments (\$/Ton) (k)	Effective Purchase Price (\$/Ton) (l)
1.	Transfer Facility	N/A	N/A	142,028.00	N/A	\$0.000	\$47.889	\$0.000	\$47.889	\$0.000	\$47.889
2.	Gatliff Coal	8,KY,235	LTC	93,555.00	N/A	\$0.000	\$40.295	\$0.000	\$40.295	\$0.000	\$40.295

MONTHLY REPORT OF COST AND QUALITY OF COAL FOR ELECTRIC PLANTS
DETAIL OF TRANSPORTATION CHARGES

- 1. Reporting Month: July Year: 1994
- 2. Reporting Company: Tampa Electric Company
- 3. Plant Name: Gannon Station

4. Name, Title & Telephone Number of Contact Person Concerning Data
Submitted on this Form: Jeffrey Chronister, Supervisor, Regulatory Accounting
(813) - 228 - 1609

5. Signature of Official Submitting Form: 
L. L. Lefler, Vice Pres. & Controller

6. Date Completed: September 15, 1994

Line No. (a)	Supplier Name (b)	Mine Location (c)	Shipping Point (d)	Transport Mode (e)	Tons (f)	Effective Purchase Price (\$/Ton) (g)	Add'l Shorthaul & Loading Charges (\$/Ton) (h)	Rail Charges		Waterborne Charges				Total Transportation Charges (\$/Ton) (p)	FOB Plant Price (\$/Ton) (q)	
								Rail Rate (\$/Ton) (i)	Other Rail Charges (\$/Ton) (j)	River Barge Rate (\$/Ton) (k)	Trans-loading Rate (\$/Ton) (l)	Ocean Barge Rate (\$/Ton) (m)	Other Water Charges (\$/Ton) (n)			Other Related Charges (\$/Ton) (o)
1.	Transfer Facility	N/A	Davant, La.	OB	142,028.00	\$47.889	\$0.000	\$8.699	\$0.000	\$0.000	\$0.000	\$0.000	\$0.000	\$0.000	\$8.699	\$56.588
2.	Gatliff Coal	8,KY,235	Whitley Cnty, KY	UR	93,555.00	\$40.295	\$0.000	\$17.145	\$0.000	\$0.000	\$0.000	\$0.000	\$0.000	\$0.000	\$17.145	\$57.440

MONTHLY REPORT OF COST AND QUALITY OF COAL FOR ELECTRIC PLANTS
REPORT OF ADJUSTMENTS TO PREVIOUS COAL DELIVERED

1. Reporting Month: July Year: 1994
2. Reporting Company: Tampa Electric Company

3. Name, Title & Telephone Number of Contact Person Concerning Data
Submitted on this Form: Jeffrey Chronister, Supervisor, Regulatory Accounting
(813) - 228 - 1609

4. Signature of Official Submitting Form: 
L. L. Lefter, Vice Pres. & Controller

5. Date Completed: September 15, 1994

Line No. (a)	Month Reported (b)	Form Plant Name (c)	Intended Generating Plant (d)	Supplier (e)	Original Line Number (f)	Old Volume Tons (g)	Form No. (h)	Column Designator & Title (i)	Old Value (j)	New Value (k)	Delivered Price Transfer Facility (\$/Ton) (l)	Reason for Revision (m)
1.	January, 1992	Transfer Facility	Big Bend	Mapco	4.	37,976.60	423-2(a)	Col. (K), Quality Adj.	\$0.000	(\$0.006)	\$41.954	Quality Adj.
2.	February, 1992	Transfer Facility	Big Bend	Mapco	4.	45,088.32	423-2(a)	Col. (K), Quality Adj.	\$0.000	(\$0.006)	\$41.954	Quality Adj.
3.	March, 1992	Transfer Facility	Big Bend	Mapco	4.	37,301.56	423-2(a)	Col. (K), Quality Adj.	\$0.000	(\$0.006)	\$41.954	Quality Adj.
4.	April, 1992	Transfer Facility	Big Bend	Mapco	4.	45,377.19	423-2(a)	Col. (K), Quality Adj.	\$0.000	(\$0.006)	\$41.834	Quality Adj.
5.	May, 1992	Transfer Facility	Big Bend	Mapco	4.	37,916.19	423-2(a)	Col. (K), Quality Adj.	\$0.000	(\$0.006)	\$41.834	Quality Adj.
6.	June, 1992	Transfer Facility	Big Bend	Mapco	3.	22,637.64	423-2(a)	Col. (K), Quality Adj.	\$0.000	(\$0.006)	\$41.834	Quality Adj.
7.	July, 1992	Transfer Facility	Big Bend	Mapco	3.	29,997.53	423-2(a)	Col. (K), Quality Adj.	\$0.000	(\$0.006)	\$42.054	Quality Adj.
8.	August, 1992	Transfer Facility	Big Bend	Mapco	3.	44,909.10	423-2(a)	Col. (K), Quality Adj.	\$0.000	(\$0.006)	\$42.054	Quality Adj.
9.	September, 1992	Transfer Facility	Big Bend	Mapco	3.	38,268.46	423-2(a)	Col. (K), Quality Adj.	\$0.000	(\$0.006)	\$42.054	Quality Adj.
10.	October, 1992	Transfer Facility	Big Bend	Mapco	3.	37,819.35	423-2(a)	Col. (K), Quality Adj.	\$0.000	(\$0.006)	\$42.404	Quality Adj.
11.	November, 1992	Transfer Facility	Big Bend	Mapco	3.	37,184.33	423-2(a)	Col. (K), Quality Adj.	\$0.000	(\$0.006)	\$42.404	Quality Adj.
12.	December, 1992	Transfer Facility	Big Bend	Mapco	3.	37,351.78	423-2(a)	Col. (K), Quality Adj.	\$0.000	(\$0.006)	\$41.254	Quality Adj.
13.	January, 1993	Transfer Facility	Big Bend	Mapco	3.	38,133.93	423-2(a)	Col. (K), Quality Adj.	\$0.000	(\$0.006)	\$42.824	Quality Adj.
14.	February, 1993	Transfer Facility	Big Bend	Mapco	3.	37,821.29	423-2(a)	Col. (K), Quality Adj.	\$0.000	(\$0.006)	\$42.804	Quality Adj.
15.	March, 1993	Transfer Facility	Big Bend	Mapco	3.	30,203.92	423-2(a)	Col. (K), Quality Adj.	\$0.000	(\$0.006)	\$42.804	Quality Adj.

MONTHLY REPORT OF COST AND QUALITY OF COAL FOR ELECTRIC PLANTS
REPORT OF ADJUSTMENTS TO PREVIOUS COAL DELIVERED

1. Reporting Month: July Year: 1994
2. Reporting Company: Tampa Electric Company

3. Name, Title & Telephone Number of Contact Person Concerning Data
Submitted on this Form: Jeffrey Chronister, Supervisor, Regulatory Accounting
(813) - 228 - 1609

4. Signature of Official Submitting Form: 
L. L. Lefler, Vice Pres. & Controller

5. Date Completed: September 15, 1994


Line No. (a)	Month Reported (b)	Form Plant Name (c)	Intended Generating Plant (d)	Supplier (e)	Original Line Number (f)	Old Volume Tons (g)	Form No. (h)	Column Designator & Title (i)	Old Value (j)	New Value (k)	Delivered Price Facility (\$/Ton) (l)	Reason for Revision (m)
1.	April, 1993	Transfer Facility	Big Bend	Mapco	3.	29,951.61	423-2(a)	Col. (K), Quality Adj.	\$0.000	(\$0.006)	\$42.984	Quality Adj.
2.	May, 1993	Transfer Facility	Big Bend	Mapco	3.	37,678.79	423-2(a)	Col. (K), Quality Adj.	\$0.000	(\$0.006)	\$42.984	Quality Adj.
3.	June, 1993	Transfer Facility	Big Bend	Mapco	3.	33,730.99	423-2(a)	Col. (K), Quality Adj.	\$0.000	(\$0.006)	\$42.984	Quality Adj.
4.	July, 1993	Transfer Facility	Big Bend	Mapco	3.	26,953.23	423-2(a)	Col. (K), Quality Adj.	\$0.000	(\$0.006)	\$43.174	Quality Adj.
5.	August, 1993	Transfer Facility	Big Bend	Mapco	5.	53,628.66	423-2(a)	Col. (K), Quality Adj.	\$0.000	(\$0.006)	\$43.174	Quality Adj.
6.	September, 1993	Transfer Facility	Big Bend	Mapco	4.	37,624.67	423-2(a)	Col. (K), Quality Adj.	\$0.000	(\$0.006)	\$43.174	Quality Adj.
7.	October, 1993	Transfer Facility	Big Bend	Mapco	6.	53,206.07	423-2(a)	Col. (K), Quality Adj.	\$0.000	(\$0.006)	\$43.364	Quality Adj.
8.	November, 1993	Transfer Facility	Big Bend	Mapco	3.	22,478.40	423-2(a)	Col. (K), Quality Adj.	\$0.000	(\$0.006)	\$43.364	Quality Adj.
9.	December, 1993	Transfer Facility	Big Bend	Mapco	3.	37,147.24	423-2(a)	Col. (K), Quality Adj.	\$0.000	(\$0.006)	\$43.364	Quality Adj.
10.	January, 1994	Transfer Facility	Big Bend	Mapco	3.	30,294.36	423-2(a)	Col. (K), Quality Adj.	\$0.000	(\$0.006)	\$44.674	Quality Adj.
11.	February, 1994	Transfer Facility	Big Bend	Mapco	3.	45,236.20	423-2(a)	Col. (K), Quality Adj.	\$0.000	(\$0.006)	\$44.674	Quality Adj.
12.	March, 1994	Transfer Facility	Big Bend	Mapco	3.	45,326.95	423-2(a)	Col. (K), Quality Adj.	\$0.000	(\$0.006)	\$44.674	Quality Adj.
13.	April, 1994	Transfer Facility	Big Bend	Pyramid	9.	20,605.50	423-2(a)	Col. (k), Quality Adj.	\$0.000	\$0.695	\$24.565	Quality Adj.
14.	April, 1994	Transfer Facility	Big Bend	Zeigler	2.	85,612.40	423-2(a)	Col. (i), Retro Price Adj.	\$0.000	\$0.331	\$42.953	Retroactive Price Adj
15.	May, 1994	Transfer Facility	Big Bend	Zeigler	2.	88,313.10	423-2(a)	Col. (i), Retro Price Adj.	\$0.000	\$0.331	\$42.953	Retroactive Price Adj

MONTHLY REPORT OF COST AND QUALITY OF COAL FOR ELECTRIC PLANTS
REPORT OF ADJUSTMENTS TO PREVIOUS COAL DELIVERED

1. Reporting Month: July Year: 1994
2. Reporting Company: Tampa Electric Company

3. Name, Title & Telephone Number of Contact Person Concerning Data
Submitted on this Form: Jeffrey Chronister, Supervisor, Regulatory Accounting
(813) - 228 - 1609

4. Signature of Official Submitting Form:



L. L. Lefler, Vice Pres. & Controller

5. Date Completed: September 15, 1994

Line No. (a)	Month Reported (b)	Form Plant Name (c)	Intended Generating Plant (d)	Supplier (e)	Original Line Number (f)	Old Volume Tons (g)	Form No. (h)	Column Designator & Title (i)	Old Value (j)	New Value (k)	Delivered Price Transfer Facility (\$/Ton) (l)	Reason for Revision (m)
1.	June, 1994	Transfer Facility	Big Bend	Zeigler	2.	96,853.50	423-2(a)	Col. (i), Retro Price Adj.	\$0.000	\$0.331	\$42.953	Retroactive Price Adj.
2.	January, 1994	Transfer Facility	Big Bend	Peabody Development	1.	16,957.10	423-2(a)	Col. (i), Retro Price Adj.	(\$1.516)	\$0.000	\$51.918	Retroactive Price Adj.
3.	February, 1994	Transfer Facility	Big Bend	Peabody Development	1.	16,710.00	423-2(a)	Col. (i), Retro Price Adj.	\$0.000	\$1.516	\$52.488	Retroactive Price Adj.
4.	March, 1994	Transfer Facility	Big Bend	Peabody Development	1.	16,945.00	423-2(a)	Col. (i), Retro Price Adj.	\$0.000	\$1.516	\$52.488	Retroactive Price Adj.
5.	April, 1994	Transfer Facility	Big Bend	Peabody Development	8.	17,026.20	423-2(a)	Col. (i), Retro Price Adj.	\$0.000	\$1.516	\$48.955	Retroactive Price Adj.
6.	May, 1994	Transfer Facility	Big Bend	Peabody Development	8.	21,933.40	423-2(a)	Col. (i), Retro Price Adj.	\$0.000	\$1.516	\$48.955	Retroactive Price Adj.
7.	June, 1994	Transfer Facility	Big Bend	Peabody Development	8.	12,339.20	423-2(a)	Col. (i), Retro Price Adj.	\$0.000	\$1.516	\$48.955	Retroactive Price Adj.
8.	January, 1994	Gannon	Gannon	Gatliff Coal	2.	51,887.00	423-2(b)	Col. (i), Rail Rate	\$17.814	\$19.028	\$59.975	Transportation Cost Adj.
9.	February, 1994	Gannon	Gannon	Gatliff Coal	1.	77,849.00	423-2(b)	Col. (i), Rail Rate	\$18.013	\$17.255	\$58.202	Transportation Cost Adj.
10.	March, 1994	Gannon	Gannon	Gatliff Coal	1.	99,575.00	423-2(b)	Col. (i), Rail Rate	\$16.701	\$16.728	\$57.675	Transportation Cost Adj.
11.	April, 1994	Gannon	Gannon	Gatliff Coal	2.	69,211.00	423-2(b)	Col. (i), Rail Rate	\$17.533	\$18.299	\$58.594	Transportation Cost Adj.
12.	May, 1994	Gannon	Gannon	Gatliff Coal	2.	106,495.00	423-2(b)	Col. (i), Rail Rate	\$17.268	\$17.613	\$57.908	Transportation Cost Adj.
13.	June, 1994	Gannon	Gannon	Gatliff Coal	2.	77,278.00	423-2(b)	Col. (i), Rail Rate	\$17.165	\$17.147	\$57.442	Transportation Cost Adj.
14.												
15.												