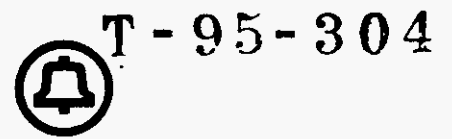


(duplexed)



Southern Bell

A. M. Lombardo
Vice President - Regulatory Relations

Suite 400
150 S. Monroe Street
Tallahassee, Florida 32301-1556
904 224-7798
FAX 904 224-5073



May 15, 1995

Mr. Walter D'Haeseleer
Director, Division of Communications
Florida Public Service Commission
101 East Gaines Street
Tallahassee, Florida 32301

Dear Mr. D'Haeseleer:

Pursuant to Florida Statute 364.05, we are filing herewith revisions to our General Subscriber Service Tariff. A list of the affected pages is contained in Attachment A.

The purpose of these revisions is to satisfy the outstanding revenue reduction commitment in accordance with the Stipulation and Agreement between the Office of Public Counsel and Southern Bell Telephone and Telegraph Company, and with the

Implementation Agreement between Southern Bell and all other parties to Dockets 900960-TL, 910163-TL, 910727-TL, and 920260-TL, by introducing Extended Calling Service on routes with a demonstrated demand or community of interest.

Additional information is included in the following attachments:

- Attachment A - List of Revised Tariff Pages
- Attachment B - Executive Summary
- Attachment C - Revenue Information

The estimated annual revenue effect as a result of this filing is (\$42.9 million).

- ACK _____
- AFA _____
- APP _____
- CAF _____
- CMU _____
- CTR _____
- EAG _____
- LEG _____
- LIN _____
- OPC _____
- ROH _____
- SEC 1
- WAS _____
- OTH _____

DOCUMENT NUMBER-DATE

05384 JUN-95

FPSC-RECORDS/REPORTING

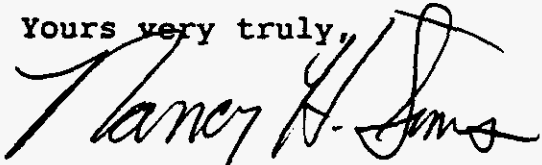
0057

D'Haeseleer
May 15, 1995
Page 2

Acknowledgment, date of receipt and authority number of this filing are requested. A duplicate letter of transmittal is attached for this purpose.

Your consideration and approval will be appreciated.

Yours very truly,



Assistant Vice President - Regulatory Relations

Attachments

cc: Parties of Record

EXECUTIVE SUMMARY

Introduction

These tariff revisions are being filed in accordance with the "Stipulation and Agreement" dated January 5, 1994, and the "Implementation Agreement" dated January 12, 1994.

With these reductions, Southern Bell will more than fulfill the requirements specified in Paragraph 5, Section C of the "Stipulation and Agreement" as modified in Paragraph 1, Section B of the "Implementation Agreement" to reduce its revenues by approximately \$25 million.

The purpose of this filing is to introduce Extended Calling Service on the following intracompany routes: 1) routes with optional extended area services, 2) routes with a demonstrated community of interest and 3) routes where Local Calling Plus is offered. By introducing ECS on these routes and routes to intermediate locations, Southern Bell can standardize statewide the expanded local service that we offer to our customers. Routes which terminate in exchanges served by other local exchange companies are not affected by this filing.

Description of Present Tariff

The tariff currently contains several offerings which have been developed over time to respond to customers' desires for economical calling to locations outside the standard local calling area. These offerings satisfy to varying degrees the calling needs which arise due to economic development which creates a growing community of interest for customers. However, the number of different offerings currently available creates confusion for customers as they become more mobile within the community of interest and within the state.

Description of the Proposed Tariff

The proposed tariff will establish ECS as the standard offering for expanded local calling. By converting many of the existing services and routes to ECS, customers will better understand the services available to them throughout the state. The tariff specifies implementation dates of 60 and 120 days after receiving final approval from the Commission to allow adequate time for customer notification and network modifications. With the exception of the EOEAS residence premium option, the following services will be discontinued on routes where ECS is implemented: Basic Optional Extended Area Service (BOEAS), Enhanced Optional Extended Area Service (EOEAS), Optional Calling Service (OCs/Toll-Pac), and Local Calling Plus (LCP).

Service Description

Extended Calling Service is an enhancement of local exchange service. As such, local dialing arrangements apply to all ECS additional exchanges, i.e. seven-digit dialing to ECS exchanges in the same area code and ten-digit dialing to ECS exchanges in another area code. Residential customers are billed a per message charge of \$.25 regardless of call duration. Business customers are billed a per minute charge of \$.10 for the initial minute and \$.06 for each additional minute per call. The service applies automatically to all Southern Bell local exchange customers. Billing for calls to the traditional local calling area are not affected by ECS.

Market Information

This service will provide benefits to a broad cross-section of Southern Bell customers who currently or potentially would place toll calls to the ECS exchanges. As communities of interest expand throughout the state an increasing number of customers will benefit from the service. Conversely, the lower rates for ECS calls should facilitate economic development in many areas of the state.

Revenue Information

The estimated annual revenue reduction associated with introducing ECS on the additional routes proposed in this filing is approximately \$42.9 million. A breakdown of this revenue effect is shown in Attachment C.

Conclusion

Because this service will satisfy the needs of a broad base of Southern Bell customers and because the revenue impact exceeds the commitment made in the "Stipulation and Agreement" and the "Implementation Agreement" in Dockets 900960-TL, 910163-TL, 910727-TL, and 920260-TL this filing can be very beneficial to residence and business customers alike.

REVENUE INFORMATION

<u>Originating Exchange</u>	<u>Terminating Exchange</u>	<u>Monthly MTS/OCP/LCP Revenue</u>	<u>Monthly ECS Revenue</u>	<u>Services Displaced</u>
Phase 1				
Belle Glade	West Palm Beach	\$35,746	\$18,897	MTS, EOEAS
Big Pine	Homestead	\$775	\$333	MTS
Big Pine	Islamorada	\$508	\$315	MTS
Big Pine	Key Largo	\$1,783	\$880	MTS
Big Pine	Key West	\$16,783	\$7,208	MTS, EOEAS
Big Pine	Miami	\$5,794	\$2,853	MTS
Big Pine	North Key Largo	\$18	\$14	MTS
Big Pine	Perrine	\$1,196	\$454	MTS
Boca Raton	Boynton Beach	\$85,004	\$65,419	LCP
Boca Raton	Fort Lauderdale	\$417,043	\$269,178	MTS, EOEAS
Boca Raton	Hollywood	\$128,424	\$64,929	MTS
Boca Raton	Miami	\$243,795	\$137,309	MTS
Boca Raton	North Dade	\$81,190	\$39,315	MTS
Boca Raton	West Palm Beach	\$378,613	\$217,168	MTS, BOEAS
Boynton Beach	Boca Raton	\$57,856	\$44,526	LCP
Coral Springs	Delray Beach	\$36,607	\$16,145	MTS
Coral Springs	Hollywood	\$95,590	\$49,815	MTS
Coral Springs	Homestead	\$2,453	\$1,228	MTS
Coral Springs	Miami	\$115,912	\$63,567	MTS
Coral Springs	North Dade	\$40,000	\$18,959	MTS
Coral Springs	Perrine	\$10,187	\$5,017	MTS
Deerfield Beach	Hollywood	\$59,134	\$41,678	MTS
Deerfield Beach	Homestead	\$3,731	\$854	MTS
Deerfield Beach	Miami	\$82,779	\$46,345	MTS
Deerfield Beach	North Dade	\$27,878	\$11,905	MTS
Deerfield Beach	Perrine	\$6,598	\$2,563	MTS
Delray Beach	Coral Springs	\$33,631	\$14,106	MTS
Delray Beach	Fort Lauderdale	\$112,292	\$60,991	MTS
Delray Beach	Pompano Beach	\$89,453	\$42,566	MTS
Delray Beach	West Palm Beach	\$198,480	\$117,420	MTS, EOEAS
Fort Lauderdale	Boca Raton	\$416,792	\$236,767	MTS, BOEAS
Fort Lauderdale	Delray Beach	\$110,620	\$52,923	MTS
Fort Lauderdale	Homestead	\$28,480	\$10,504	MTS
Fort Lauderdale	Perrine	\$91,821	\$41,096	MTS
Fort Pierce	Jensen Beach	\$17,781	\$10,317	MTS, BOEAS
Fort Pierce	Vero Beach	\$61,688	\$40,820	MTS, EOEAS
Hobe Sound	West Palm Beach	\$21,067	\$12,685	MTS, EOEAS
Hollywood	Boca Raton	\$91,847	\$45,340	MTS
Hollywood	Coral Springs	\$74,698	\$35,802	MTS
Hollywood	Deerfield Beach	\$49,869	\$27,093	MTS
Hollywood	Homestead	\$13,102	\$5,180	MTS
Hollywood	Perrine	\$45,974	\$21,227	MTS
Hollywood	Pompano Beach	\$195,387	\$101,470	MTS
Homestead	Big Pine	\$878	\$371	MTS
Homestead	Coral Springs	\$2,747	\$1,261	MTS

REVENUE INFORMATION

<u>Originating Exchange</u>	<u>Terminating Exchange</u>	<u>Monthly MTS/OCP/LCP Revenue</u>	<u>Monthly ECS Revenue</u>	<u>Services Displaced</u>
Homestead	Deerfield Beach	\$1,733	\$791	MTS
Homestead	Fort Lauderdale	\$24,088	\$11,404	MTS
Homestead	Hollywood	\$11,188	\$4,593	MTS
Homestead	Islamorada	\$1,373	\$894	MTS
Homestead	Key Largo	\$13,746	\$8,153	MTS
Homestead	Key West	\$3,585	\$1,561	MTS
Homestead	Marathon	\$1,697	\$869	MTS
Homestead	North Dade	\$27,987	\$13,784	MTS
Homestead	North Key Largo	\$1,884	\$1,387	MTS
Homestead	Pompano Beach	\$6,628	\$3,098	MTS
Homestead	Sugarloaf Key	\$330	\$189	MTS
Islamorada	Big Pine	\$532	\$289	MTS
Islamorada	Homestead	\$1,282	\$800	MTS
Islamorada	Key West	\$1,813	\$1,037	MTS
Islamorada	Miami	\$9,452	\$5,539	MTS
Islamorada	North Key Largo	\$360	\$196	MTS
Islamorada	Perrine	\$1,728	\$897	MTS
Islamorada	Sugarloaf Key	\$344	\$178	MTS
Jensen Beach	Fort Pierce	\$17,881	\$10,277	MTS, BOEAS
Jensen Beach	Jupiter	\$5,746	\$3,196	MTS
Jensen Beach	West Palm Beach	\$19,101	\$10,880	MTS
Jupiter	Jensen Beach	\$6,320	\$3,264	MTS
Jupiter	Port St. Lucie	\$17,700	\$8,108	MTS
Jupiter	Stuart	\$45,102	\$23,741	MTS
Key Largo	Big Pine	\$1,488	\$792	MTS
Key Largo	Homestead	\$9,891	\$5,944	MTS, EOEAS
Key Largo	Key West	\$6,465	\$3,460	MTS
Key Largo	Marathon	\$7,336	\$4,342	MTS
Key Largo	Miami	\$31,130	\$19,286	MTS, EOEAS
Key Largo	Perrine	\$8,749	\$4,930	MTS, EOEAS
Key Largo	Sugarloaf Key	\$760	\$406	MTS
Key West	Big Pine	\$19,220	\$8,074	MTS
Key West	Homestead	\$3,281	\$1,588	MTS
Key West	Islamorada	\$1,608	\$1,041	MTS
Key West	Key Largo	\$6,270	\$3,261	MTS
Key West	Marathon	\$10,326	\$6,061	MTS
Key West	Miami	\$48,756	\$24,566	MTS
Key West	North Key Largo	\$110	\$61	MTS
Key West	Perrine	\$4,613	\$2,111	MTS
Marathon	Homestead	\$1,779	\$936	MTS
Marathon	Key Largo	\$7,133	\$4,069	MTS
Marathon	Key West	\$11,995	\$7,034	MTS
Marathon	Miami	\$18,084	\$9,722	MTS
Marathon	North Key Largo	\$142	\$96	MTS
Marathon	Perrine	\$2,185	\$1,187	MTS
Marathon	Sugarloaf Key	\$1,910	\$1,152	MTS
Miami	Big Pine	\$5,176	\$2,215	MTS

REVENUE INFORMATION

<u>Originating Exchange</u>	<u>Terminating Exchange</u>	<u>Monthly MTS/OCP/LCP Revenue</u>	<u>Monthly ECS Revenue</u>	<u>Services Displaced</u>
Miami	Boca Raton	\$206,006	\$100,561	MTS
Miami	Coral Springs	\$103,018	\$47,081	MTS
Miami	Deerfield Beach	\$65,959	\$36,431	MTS
Miami	Islamorada	\$9,086	\$4,648	MTS
Miami	Key Largo	\$41,744	\$22,760	MTS
Miami	Key West	\$37,538	\$17,972	MTS
Miami	Marathon	\$14,298	\$6,669	MTS
Miami	North Key Largo	\$4,590	\$2,437	MTS
Miami	Pompano Beach	\$247,344	\$119,631	MTS
Miami	Sugarloaf Key	\$3,381	\$1,713	MTS
North Dade	Boca Raton	\$73,679	\$33,573	MTS
North Dade	Coral Springs	\$39,415	\$16,160	MTS
North Dade	Deerfield Beach	\$27,009	\$12,075	MTS
North Dade	Homestead	\$22,386	\$11,198	MTS
North Dade	Pompano Beach	\$95,120	\$45,549	MTS
North Key Largo	Big Pine	\$27	\$16	MTS
North Key Largo	Homestead	\$2,610	\$1,922	MTS, EOEAS
North Key Largo	Islamorada	\$597	\$306	MTS
North Key Largo	Key West	\$222	\$125	MTS
North Key Largo	Marathon	\$244	\$152	MTS
North Key Largo	Miami	\$4,895	\$2,839	MTS, EOEAS
North Key Largo	Perrine	\$1,612	\$960	MTS
North Key Largo	Sugarloaf Key	\$21	\$11	MTS
Pahokee	West Palm Beach	\$10,046	\$6,134	MTS, EOEAS
Perrine	Big Pine	\$913	\$367	MTS
Perrine	Coral Springs	\$10,458	\$4,484	MTS
Perrine	Deerfield Beach	\$5,333	\$2,685	MTS
Perrine	Fort Lauderdale	\$93,370	\$42,653	MTS
Perrine	Hollywood	\$45,771	\$17,913	MTS
Perrine	Islamorada	\$1,629	\$881	MTS
Perrine	Key Largo	\$11,141	\$6,145	MTS
Perrine	Key West	\$4,247	\$1,817	MTS
Perrine	Marathon	\$2,345	\$1,094	MTS
Perrine	North Key Largo	\$1,257	\$727	MTS
Perrine	Pompano Beach	\$26,926	\$9,582	MTS
Perrine	Sugarloaf Key	\$552	\$207	MTS
Pompano Beach	Delray Beach	\$95,426	\$45,149	MTS
Pompano Beach	Hollywood	\$259,088	\$134,924	MTS
Pompano Beach	Homestead	\$7,013	\$3,408	MTS
Pompano Beach	Miami	\$269,435	\$152,003	MTS
Pompano Beach	North Dade	\$99,167	\$48,697	MTS
Pompano Beach	Perrine	\$20,459	\$9,873	MTS
Port St. Lucie	Jupiter	\$17,450	\$8,589	MTS
Port St. Lucie	West Palm Beach	\$72,457	\$35,931	MTS
Stuart	Jupiter	\$40,773	\$22,455	MTS
Stuart	West Palm Beach	\$83,798	\$48,622	MTS, EOEAS
Sugarloaf Key	Homestead	\$356	\$168	MTS

REVENUE INFORMATION

<u>Originating Exchange</u>	<u>Terminating Exchange</u>	<u>Monthly MTS/OCP/LCP Revenue</u>	<u>Monthly ECS Revenue</u>	<u>Services Displaced</u>
Sugarloaf Key	Islamorada	\$351	\$176	MTS
Sugarloaf Key	Key Largo	\$609	\$335	MTS
Sugarloaf Key	Marathon	\$2,262	\$1,443	MTS
Sugarloaf Key	Miami	\$3,481	\$1,698	MTS
Sugarloaf Key	North Key Largo	\$15	\$10	MTS
Sugarloaf Key	Perrine	\$503	\$218	MTS
Vero Beach	Fort Pierce	\$67,392	\$42,784	MTS, EOEAS
West Palm Beach	Belle Glade	\$48,763	\$23,219	MTS
West Palm Beach	Boca Raton	\$322,739	\$180,064	MTS, BOEAS
West Palm Beach	Delray Beach	\$226,919	\$127,865	MTS, BOEAS
West Palm Beach	Hobe Sound	\$26,663	\$13,015	MTS
West Palm Beach	Jensen Beach	\$24,797	\$9,121	MTS
West Palm Beach	Pahokee	\$19,367	\$6,688	MTS
West Palm Beach	Port St. Lucie	\$76,664	\$32,231	MTS
West Palm Beach	Stuart	\$95,263	\$48,160	MTS

ANNUAL REVENUE EFFECT FOR PHASE 1 ROUTES: (\$38,614,535)

Phase 2

Archer	Cedar Key	\$95	\$57	MTS
Archer	Chiefland	\$602	\$270	MTS
Bronson	Cedar Key	\$190	\$146	LCP
Bronson	Newberry	\$1,283	\$652	MTS
Bunnell	Daytona Beach	\$10,607	\$7,136	MTS, EOEAS
Bunnell	Pierson	\$723	\$373	MTS
Cedar Key	Archer	\$102	\$57	MTS
Cedar Key	Bronson	\$885	\$681	LCP
Cedar Key	Chiefland	*	*	LCP
Cedar Key	Gainesville	\$2,107	\$1,139	MTS
Chiefland	Archer	\$495	\$230	MTS
Chiefland	Cedar Key	\$599	\$461	LCP
Chiefland	Gainesville	\$9,734	\$5,530	MTS
Chiefland	Old Town	\$3,662	\$1,828	MTS
Chipley	Panama City	\$7,842	\$3,965	MTS
Chipley	Youngstown-Fountain	\$503	\$210	MTS
Daytona Beach	Bunnell	\$26,291	\$14,760	MTS, BOEAS
Daytona Beach	Deland	\$88,859	\$68,386	LCP
Daytona Beach	DeLeon Springs	*	*	LCP
Daytona Beach	Flagler Beach	\$16,628	\$9,253	MTS, BOEAS
Daytona Beach	New Smyrna Beach	**	**	LCP
Daytona Beach	Oak Hill	**	**	LCP
Daytona Beach	Palm Coast	\$38,165	\$20,970	MTS, BOEAS
Daytona Beach	Pierson	**	**	LCP
DeBary	Orlando	\$42,258	\$22,944	MTS
Deland	Daytona Beach	\$48,133	\$37,043	LCP
Deland	New Smyrna Beach	*	*	LCP

REVENUE INFORMATION

<u>Originating Exchange</u>	<u>Terminating Exchange</u>	<u>Monthly MTS/OCP/LCP Revenue</u>	<u>Monthly ECS Revenue</u>	<u>Services Displaced</u>
Deland	Oak Hill	*	*	LCP
DeLeon Springs	Daytona Beach	\$1,249	\$961	LCP
DeLeon Springs	New Smyrna Beach	*	*	LCP
DeLeon Springs	Oak Hill	*	*	LCP
Eau Gallie	Titusville	\$21,328	\$11,764	MTS, BOEAS
Fernandina Beach	Fort George	\$782	\$259	MTS
Fernandina Beach	Jacksonville	\$44,028	\$26,351	MTS, EOEAS
Flagler Beach	Daytona Beach	\$9,151	\$6,124	MTS, EOEAS
Flagler Beach	Pierson	\$113	\$44	MTS
Fort George	Fernandina Beach	\$721	\$394	MTS
Fort George	Jacksonville Beach	\$506	\$283	MTS, EOEAS
Gainesville	Cedar Key	\$1,671	\$772	MTS
Gainesville	Chiefland	\$7,750	\$3,910	MTS
Gainesville	Keystone Heights	\$14,942	\$11,500	LCP
Green Cove Springs	Palatka	\$5,313	\$2,616	MTS
Holley-Navarre	Milton	\$4,329	\$2,428	MTS, EOEAS
Holley-Navarre	Pace	\$2,193	\$958	MTS, BOEAS
Jacksonville	Fernandina Beach	\$54,994	\$29,958	MTS
Jacksonville	Palatka	\$31,392	\$13,276	MTS
Jacksonville	St. Augustine	\$112,866	\$58,770	MTS
Jacksonville Beach	Fort George	\$682	\$353	MTS, OCS
Jacksonville Beach	St. Augustine	\$9,677	\$5,013	MTS, EOEAS
Julington	Palatka	\$608	\$261	MTS
Keystone Heights	Gainesville	\$3,495	\$2,690	LCP
Lynn Haven	Sunny Hills	\$27	\$21	LCP
Lynn Haven	Vernon	\$1,135	\$418	MTS
Melbourne	Titusville	\$23,103	\$10,972	MTS, BOEAS
Milton	Holley-Navarre	\$4,822	\$2,345	MTS, OCS
New Smyrna Beach	Daytona Beach	\$31,637	\$24,347	LCP
New Smyrna Beach	Deland	*	*	LCP
New Smyrna Beach	DeLeon Springs	*	*	LCP
New Smyrna Beach	Pierson	*	*	LCP
Newberry	Bronson	\$1,153	\$530	MTS
Newberry	Trenton	\$781	\$601	LCP
Oak Hill	Daytona Beach	\$725	\$558	LCP
Oak Hill	Deland	*	*	LCP
Oak Hill	DeLeon Springs	*	*	LCP
Oak Hill	Pierson	*	*	LCP
Old Town	Chiefland	\$4,480	\$2,894	MTS
Orange Park	Palatka	\$4,420	\$1,958	MTS
Orlando	DeBary	\$38,138	\$15,859	MTS
Pace	Holley-Navarre	\$2,081	\$891	MTS
Palatka	Green Cove Springs	\$4,132	\$2,090	MTS
Palatka	Jacksonville	\$33,357	\$16,330	MTS
Palatka	Julington	\$392	\$155	MTS
Palatka	Orange Park	\$4,906	\$2,402	MTS
Palm Coast	Daytona Beach	\$31,610	\$19,069	MTS, EOEAS

REVENUE INFORMATION

<u>Originating Exchange</u>	<u>Terminating Exchange</u>	<u>Monthly MTS/OCP/LCP Revenue</u>	<u>Monthly ECS Revenue</u>	<u>Services Displaced</u>
Panama City	Chipley	\$7,685	\$3,175	MTS
Panama City	Sunny Hills	\$1,546	\$1,190	LCP
Panama City	Vernon	\$4,001	\$1,557	MTS
Panama City Beach	Sunny Hills	\$831	\$364	MTS
Pierson	Bunnell	\$930	\$436	MTS
Pierson	Daytona Beach	\$1,470	\$1,131	LCP
Pierson	Flagler Beach	\$146	\$60	MTS
Pierson	New Smyrna Beach	#	#	LCP
Pierson	Oak Hill	#	#	LCP
Ponte Vedra Beach	St. Augustine	\$3,929	\$3,024	LCP
St. Augustine	Jacksonville	\$91,823	\$51,877	MTS, EOEAS
St. Augustine	Jacksonville Beach	\$5,982	\$3,221	MTS, EOEAS
St. Augustine	Ponte Vedra Beach	\$3,392	\$2,611	LCP
Sunny Hills	Lynn Haven	\$594	\$457	LCP
Sunny Hills	Panama City	*	*	LCP
Sunny Hills	Panama City Beach	\$756	\$402	MTS, EOEAS
Sunny Hills	Youngstown-Fountain	##	##	LCP
Titusville	Eau Gallie	\$18,589	\$9,226	MTS, BOEAS
Titusville	Melbourne	\$23,121	\$11,536	MTS, BOEAS
Trenton	Newberry	\$1,388	\$1,068	LCP
Vernon	Lynn Haven	\$950	\$430	MTS
Vernon	Panama City	\$3,874	\$2,231	MTS
Youngstown-Fountain	Chipley	\$803	\$350	MTS
Youngstown-Fountain	Sunny Hills	\$41	\$31	LCP

ANNUAL REVENUE EFFECT FOR PHASE 2 ROUTES: (\$5,584,060)

ANNUAL REVENUE EFFECT FOR PHASES 1 AND 2 (\$44,198,594)

ANNUAL REVENUE EFFECT DUE TO LOSS
OF TOLL VOLUME DISCOUNT \$1,331,532

NET ANNUAL REVENUE EFFECT (\$42,867,062)

Notes:

- * Revenue included on preceding line.
- ** Revenue included on the line for Daytona Beach to DeLeon Springs.
- # Revenue included on the line for Pierson to Daytona Beach.
- ## Revenue included on the line for Sunny Hills to Lynn Haven.

BELLSOUTH
TELECOMMUNICATIONS, INC.
FLORIDA
ISSUED: February 1, 1994 5/15/95
BY: Joseph P. Lacher, President - FL
Miami, Florida

GENERAL SUBSCRIBER SERVICE TARIFF

~~Florida~~
~~Fourteenth Revised Page 1~~
Cancels ~~Thirteenth Revised Page 1~~
~~Florida~~
EFFECTIVE: February 17, 1994
October 1, 1995

A3. BASIC LOCAL EXCHANGE SERVICE

CONTENTS

A3.1	General	1	
A3.2	Statewide Rate Groups	1	
A3.2.1	Rate Group Descriptions	1	
A3.2.2	(DELETED)	2	
A3.2.3	Reserved for Future Use	2	
A3.2.4	Maps of Exchange Service Areas and Base Rate Areas	5	
A3.2.5	Regrouping Procedures	6	
A3.3	Local Calling Areas	6	
A3.3.1	Flat Rate Service and Message Rate Service Local Calling Areas	6	
A3.4	Flat Rate Service	10	
A3.4.1	General	10	
A3.4.2	Monthly Rates	10	
A3.5	Message Rate Service	28	
A3.5.1	General	28	
A3.5.2	Monthly Rates and Message Charges	29	
A3.6	Rotary Service	34	
A3.6.1	General	34	
A3.6.2	Rates	34	
A3.7	Optional Extended ^{Local} Area Service	35	(c)
A3.7.1	Basic Optional Extended Area Service	35	
A3.7.2	Enhanced Optional Extended Area Service	39.1	
A3.7.3	Extended Calling Service	39.23	(M)
A3.8	Local Exceptions	<u>39.23</u>	(T)
A3.8.1	Cantonment	40	
A3.8.2	Reserved for Future Use	40	
A3.8.3	Cocoa	40	
A3.8.4	Cocoa Beach	42	
A3.8.5	Coral Springs	43	
A3.8.6	Deerfield Beach	43	

• d/b/a SOUTHERN BELL TELEPHONE AND TELEGRAPH COMPANY

BELLSOUTH
TELECOMMUNICATIONS, INC.[®]
FLORIDA
ISSUED: December 8, 1994 *5/15/95*
BY: Joseph P. Lacher, President - FL
Miami, Florida

GENERAL SUBSCRIBER SERVICE TARIFF

Eight
Thirty ~~Seventh~~ Revised Page 2.1
Cancels Thirty ~~Sixth~~ Revised Page 2.1
Seventh
EFFECTIVE: ~~January 23, 1995~~
October 1, 1995

A3. BASIC LOCAL EXCHANGE SERVICE

CONTENTS

A3.8 Local Exceptions (Cont'd)

A3.8.37	Reserved for Future Use	83.2.7
A3.8.38	Reserved for Future Use	83.2.8
A3.8.39	Reserved for Future Use	83.2.9
A3.8.40	Reserved for Future Use	83.2.10
A3.8.41	Reserved for Future Use	83.2.10
A3.8.42	Reserved for Future Use	83.2.10
A3.8.43	Reserved for Future Use	83.2.11
A3.8.44	Reserved for Future Use	83.2.12
A3.8.45	Reserved for Future Use	83.2.12
A3.8.46	Reserved for Future Use	83.2.13
A3.8.47	Milton	83.2.13
A3.8.48	Jacksonville Beach <i>Reserved for future Use</i>	83.2.14
A3.8.49	Extended Calling Service (FL) Leesdale, Geneva, Green Cove Springs, Hollywood, Jullington, Miami, North Dade, Orlando, Sanford, St. Augustine	83.2.15 <i>(T)</i>
A3.8.50	Local Calling Plus (Archer, Baldwin, Boca Raton, Boynton Beach, Bronson, Brooksville, Cedar Key, Chiefland, Chipley, Daytona Beach, Deland, Deleon Springs, Dunnellon, Gainesville, Graceville, Jacksonville, Keystone Heights, Lake City, Lynn Haven, Maxville, Newberry, New Smyrna Beach, Oak Hill, Orlando, Palatka, Panama City, Pierson, Ponte Vedra Beach, Sanford, Sunny Hills, St. Augustine, Trenton, Vernon, Youngstown-Fountain)	83.2.15.0.1
A3.8.51	Reserved for Future Use	83.2.18
A3.8.52	Reserved for Future Use	83.2.18.0.1
A3.8.53	Sanford - MarketReach [®] Plan (Experimental)	83.2.18.4
A3.8.54	Reserved for Future Use	83.2.18.8
A3.8.55	Reserved for Future Use	83.2.22.1
A3.8.56	Interstate Subscriber Line Charge Waiver and Matching Program (Lifeline Assistance Program)	83.2.26

[®] Service Mark of BellSouth Corporation
[®] d/b/a SOUTHERN BELL TELEPHONE AND TELEGRAPH COMPANY

October 1, 1995

A3. BASIC LOCAL EXCHANGE SERVICE

A3.1 General

- A. Basic local exchange service as offered in this Tariff, is comprised of exchange access lines defined as follows:

Exchange Access Line - The serving central office line equipment and all the Company plant facilities up to and including the Company-provided Standard Network Interface. These facilities are Company-provided and maintained and provide access to and from the telecommunications network for message toll service and for local calling appropriate to the tariffed use offering selected by the customer.

- B. Exchange access lines are subject to the nonrecurring charges specified in Section A4 of this Tariff. calling

- C. Rates for basic local exchange service are applied on the basis of statewide groupings according to the total number of exchange access lines and PBX trunks in the flat-rate or message-rate local service area. (T)

- D. Exchange Service Areas for each exchange are identified on maps filed as a supplement to this Tariff. (T)

- E. The rates for service and equipment not specifically shown in this section are presented in other sections of this Tariff.

- F. Pursuant to passage of the Telecommunications Access System Act of 1991 by the Florida Legislature during the 1991 session, a monthly surcharge shall be imposed on all local exchange telecommunications company subscribers on an individual access line basis, except that such surcharge shall not be imposed upon more than 25 basic telecommunications access lines per account bill rendered. The Commission shall determine the amount of the surcharge; however, in no case shall the amount exceed 25 cents per line per month. The surcharge shall appear on the initial bill to the subscriber and itemized at least once annually.

A3.2 Statewide Rate Groups

excluding the Extended Calling Service exchanges

A3.2.1 Rate Group Descriptions

The statewide rate schedules in this Tariff section are applicable to exchange access lines. The groupings are based on exchange access lines and PBX trunks in the flat-rate or message-rate local service areas specified in A3.3.1 and do not include exchange access lines in the expanded local calling area of any other service in this Tariff (e.g. Local Calling Plus and/or Expanded Calling Service). calling

Group	Total Exchange Access Lines and PBX Trunks-Upper Limits
1	2,000
2	7,000
3	22,000
4	55,000
5	120,000
6	195,000
7	280,000
8	375,000
9	450,000
10	550,000
11	700,000
12	Unlimited

excluding

Extended Calling Service
additional exchanges or

* d/b/a SOUTHERN BELL TELEPHONE AND TELEGRAPH COMPANY

BELLSOUTH
TELECOMMUNICATIONS, INC.*
FLORIDA
ISSUED: May 15, 1995
BY: Joseph P. Lacher, President - FL
Miami, Florida

GENERAL SUBSCRIBER SERVICE TARIFF

Thirteenth Revised Page 6
Cancels Twelfth Revised Page 6

EFFECTIVE: October 1, 1995

A3. BASIC LOCAL EXCHANGE SERVICE

A3.2 Statewide Rate Groups (Cont'd)

A3.2.5 Regrouping Procedures

- A. Whenever the number of exchange access lines, PBX trunks and network access registers in the local calling area of an exchange excluding the Extended Calling Service (ECS) additional exchanges increases or decreases to the extent that such exchange would fall into a different rate group, a revised tariff sheet shall be filed for authority to reclassify the exchange to its appropriate group. Such excess or deficit will be considered to have been established, for reclassification purposes, as follows:
 - 1. When the number of exchange access lines, PBX trunks and network access registers in the local calling area of the exchange excluding the ECS additional exchanges falls into a different rate group from that currently authorized; or
 - 2. When the local calling area of an exchange is revised as a result of a change of extended area service as approved by the Commission and the number of exchange access lines, PBX trunks and network access registers in the revised local calling area excluding the ECS additional exchanges falls into a different rate group than that in which the exchange is currently classified.
 - 3. The effective date of the proposed rate change shall be the effective date of the next directory for the affected exchange or sixty days after the date of filing the tariff whichever is later.

The rate groups in which an exchange falls shall be determined by the peak number of access lines in the exchange's local calling area excluding the ECS additional exchanges since the effective date of the preceding directory.

A3.3 Local Calling Areas

A3.3.1 Flat Rate Service and Message Rate Service Local Calling Areas

The rates specified in A3.4.2.B. or A3.5.2 entitle subscribers to access all exchange access lines bearing the central office designations of the exchange or additional exchanges as shown below. The local calling area of the exchange in the left hand column also includes the exchanges listed in the two right hand columns. These exchanges may be accessed on a flat rate or *usage* rate basis.

Exchange	<u>Extended Area Service Additional Exchanges</u>	<u>Extended Calling Service¹ Additional Exchanges</u>	(C)
Archer ²	Bronson, Gainesville, Micanopy, Newberry	<u>Cedar Key³, Chiefland³, Williston⁴</u>	(C)
Baldwin ²	Jacksonville, Maxville	<u>MacClenny⁴, Sanderson⁴</u>	(C)
Belle Glade	Pahokee	<u>West Palm Beach⁵</u>	(C)
Big Pine	Marathon, Sugarloaf Key	<u>Homestead⁵, Islamorada⁵, Key Largo⁵, Key West⁵, Miami⁵, North Key Largo⁵, Perrine⁵</u>	(C)
Boca Raton ²	Coral Springs, Deerfield Beach, Delray Beach, Pompano Beach	<u>Boynton Beach⁵, Fort Lauderdale⁵, Hollywood⁵, Miami⁵, North Dade⁵, West Palm Beach⁵</u>	(C)
Boynton Beach ²	Delray Beach, West Palm Beach	<u>Boca Raton⁵</u>	(C)

- Note 1: See A3.7.3 for Extended Calling Service regulations and rates. (M)
- Note 2: See A3.8.50 for Local Calling Plus (LCP) regulations and rates. (N)
- Note 3: Effective 120 days after the order in Docket 920260-TL becomes final. (T)
- Note 4: LCP regulations and rates apply to this terminating exchange indefinitely. (N)
- Note 5: Effective 60 days after the order in Docket 920260-TL becomes final. (N)

* d/b/a SOUTHERN BELL TELEPHONE AND TELEGRAPH COMPANY

BELLSOUTH
TELECOMMUNICATIONS, INC.*
FLORIDA
ISSUED: May 15, 1995
BY: Joseph P. Lacher, President - FL
Miami, Florida

GENERAL SUBSCRIBER SERVICE TARIFF

Seventh Revised Page 6.1
Cancels Sixth Revised Page 6.1

EFFECTIVE: October 1, 1995

A3. BASIC LOCAL EXCHANGE SERVICE

A3.3 Local Calling Areas (Cont'd)

Exchange	Extended Area Service Additional Exchanges	Extended Calling Service ¹ Additional Exchanges	(C)
Bronson ²	Archer, Chiefland, Williston	Cedar Key ³ , Newberry ³	(C)(M)
Brooksville ²	Weekiwachee Springs	Dade City ⁴ , San Antonio ⁴ , Trilacoochee ⁴	(C)(M)
Bunnell	Flagler Beach, Palm Coast	Daytona Beach ³ , Pierson ³	(C)(M)
Cantonment (Including Clear Springs and Gateswood, Alabama)	Century, Gulf Breeze, Molino, Pensacola, Walnut Hill		(T)(M)
Cedar Key ²		Archer ³ , Bronson ³ , Chiefland ³ , Gainesville ³	(C)
Century	Brewton, Alabama, Cantonment, Flomaton, Alabama, Molino, Pensacola, Walnut Hill		(T)
Chiefland ²	Bronson, Trenton	Archer ³ , Cedar Key ³ , Gainesville ³ , Old Town ³	(C)
Chipley ²	Graceville, Sunny Hills, Vernon	Bonifay ⁴ , Cottondale ⁴ , Panama City ³ , Youngstown-Fountain ³	(C)
Cocoa	Cocoa Beach, Eau Gallie, Melbourne, Titusville		
Cocoa Beach	Cocoa, Eau Gallie, Melbourne, Titusville		
Coral Springs	Boca Raton, Deerfield Beach, Fort Lauderdale, Pompano Beach	Delray Beach ⁵ , Hollywood ⁵ , Homestead ⁵ , Miami ⁵ , North Dade ⁵ , Perrine ⁵	(C)
Cross City	Oldtown		
Daytona Beach ²		Bunnell ³ , Deland ³ , DeLeon Springs ³ , Flagler Beach ³ , New Smyrna Beach ³ , Oak Hill ³ , Palm Coast ³ , Pierson ³	(C)(M)
DeBary	Deland, Orange City, Sanford	Oriando ³	(C)(M)
Deerfield Beach	Boca Raton, Coral Springs, Delray Beach, Fort Lauderdale, Pompano Beach	Hollywood ⁵ , Homestead ⁵ , Miami ⁵ , North Dade ⁵ , Perrine ⁵	(C)(M)

Note 1: See A3.7.3 for Extended Calling Service regulations and rates. (M)

Note 2: See A3.8.50 for Local Calling Plus (LCP) regulations and rates. (N)

Note 3: Effective 120 days after the order in Docket 920260-TL becomes final. (T)

Note 4: LCP regulations and rates apply to this terminating exchange indefinitely. (N)

Note 5: Effective 60 days after the order in Docket 920260-TL becomes final. (N)

BELLSOUTH
TELECOMMUNICATIONS, INC.[®]
FLORIDA
ISSUED: May 15, 1995
BY: Joseph P. Lacher, President - FL
Miami, Florida

GENERAL SUBSCRIBER SERVICE TARIFF

Eighteenth Revised Page 7
Cancels Seventeenth Revised Page 7

EFFECTIVE: October 1, 1995

A3. BASIC LOCAL EXCHANGE SERVICE

A3.3 Local Calling Areas (Cont'd)

A3.3.1 Flat Rate Service and Message Rate Service Local Calling Areas (Cont'd)

Exchange	<u>Extended Area Service</u> <u>Additional Exchanges</u>	<u>Extended Calling Service</u> ¹ <u>Additional Exchanges</u>	(C)
Deland ²	DeBary, DeLeon Springs, Orange City, Pierson	<u>Daytona Beach</u> ³ , <u>New Smyrna Beach</u> ³ , <u>Oak Hill</u> ³	(C)(M)
DeLeon Springs ²	Deland, Orange City, Pierson	<u>Daytona Beach</u> ³ , <u>New Smyrna Beach</u> ³ , <u>Oak Hill</u> ³	(C)(M)
Delray Beach	Boca Raton, Boynton Beach, Deerfield Beach	<u>Coral Springs</u> ⁴ , <u>Fort Lauderdale</u> ⁴ , <u>Pompano Beach</u> ⁴ , <u>West Palm Beach</u> ⁴	(C)(M)
Dunnellon ²	Bellevue, Forest, Ocala, Oklawaha, Salt Springs, Silver Springs Shores, Yankeetown	<u>Beverly Hills</u> ⁵	(C)
East Orange	Apopka, Lake Buena Vista, Monteverde, Orlando, Oviedo, Reedy Creek, Windermere, Winter Garden, Winter Park		
Eau Gallie	Cocoa, Cocoa Beach, Melbourne	<u>Titusville</u> ³	(C)
Fernandina Beach	Yulee	<u>Fort George</u> ³ , <u>Jacksonville</u> ³	(C)
Flagler Beach	Bunnell, Palm Coast	<u>Daytona Beach</u> ³ , <u>Pierson</u> ³	(C)
Ft. George	Jacksonville	<u>Fernandina Beach</u> ³ , <u>Jacksonville Beach</u> ³	(C)
Ft. Lauderdale ¹	Coral Springs, Deerfield Beach, Hollywood, Pompano Beach	<u>Boca Raton</u> ⁴ , <u>Delray Beach</u> ⁴ , <u>Homestead</u> ⁴ , <u>Miami, North Dade, Perrine</u> ⁴	(C)
Ft. Pierce	Port St. Lucie	<u>Jensen Beach</u> ⁴ , <u>Vero Beach</u> ⁴	(C)
Gainesville ²	Alachua, Archer, Brooker, Hawthorne, High Springs, Lake Butler, Melrose, Micanopy, Newberry, Waldo	<u>Cedar Key</u> ³ , <u>Chiefland</u> ³ , <u>Keystone Heights</u> ³ , <u>Williston</u> ³	(C)
Geneva ¹	Oviedo, Sanford, Winter Park	<u>Oriando</u>	(C)
Graceville ²	Chipley	<u>Alford</u> ⁵ , <u>Bonifay</u> ⁵ , <u>Cottondale</u> ⁵ , <u>Grand Ridge</u> ⁵ , <u>Greenwood</u> ⁵ , <u>Malone</u> ⁵ , <u>Marianna</u> ⁵ , <u>Reynolds Hill</u> ⁵ , <u>Sneads</u> ⁵ , <u>Westville</u> ⁵	(C)
Green Cove Springs ¹		<u>Palatka</u> ³ , <u>St. Augustine</u>	(C)
Gulf Breeze	Cantonment, Holley-Navarre, Pace, Pensacola		(T)
Havana	Chattahoochee, Greensboro, Gretna, Quincy, Tallahassee		(T)

- Note 1: See A3.7.3 for Extended Calling Service regulations and rates. (T)
- Note 2: See A3.8.50 for Local Calling Plus (LCP) regulations and rates. (T)
- Note 3: Effective 120 days after the order in Docket 920260-TL becomes final. (N)
- Note 4: Effective 60 days after the order in Docket 920260-TL becomes final. (N)
- Note 5: LCP regulations and rates apply to this terminating exchange indefinitely. (N)

BELLSOUTH TELECOMMUNICATIONS, INC.[#] FLORIDA ISSUED: May 15, 1995 BY: Joseph P. Lacher, President - FL Miami, Florida

GENERAL SUBSCRIBER SERVICE TARIFF

Ninth Revised Page 7.1 Cancels Eighth Revised Page 7.1

EFFECTIVE: October 1, 1995

A3. BASIC LOCAL EXCHANGE SERVICE

A3.3 Local Calling Areas (Cont'd)

A3.3.1 Flat Rate Service and Message Rate Service Local Calling Areas (Cont'd)

Table with columns: Exchange, Extended Area Service Additional Exchanges, Extended Calling Service Additional Exchanges, and a classification code (C), (M), or (C)(M). Rows include Hawthorne, Hobe Sound, Holley-Navarre, Hollywood, Homestead, Islamorada, Jacksonville, Jacksonville Beach, Jay, Jensen Beach, and Julington.

Note 1: See A3.7.3 for Extended Calling Service regulations and rates.

Note 2: Effective 60 days after the order in Docket 920260-TL becomes final.

Note 3: See A3.8.50 for Local Calling Plus (LCP) Regulations and Rates.

Note 4: Effective 120 days after the order in Docket 920260-TL becomes final.

Note 5: LCP regulations and rates apply to this terminating exchange indefinitely.

BELLSOUTH
TELECOMMUNICATIONS, INC.*
FLORIDA
ISSUED: May 15, 1995
BY: Joseph P. Lacher, President - FL
Miami, Florida

GENERAL SUBSCRIBER SERVICE TARIFF

EFFECTIVE: October 1, 1995

A3. BASIC LOCAL EXCHANGE SERVICE

A3.3 Local Calling Areas (Cont'd)

A3.3.1 Flat Rate Service and Message Rate Service Local Calling Areas (Cont'd)

<u>Exchange</u>	<u>Extended Area Service Additional Exchanges</u>	<u>Extended Calling Service¹ Additional Exchanges</u>	
<u>Newberry²</u>	<u>Alachua, Archer, Gainesville, High Springs</u>	<u>Bronson³, Trenton³</u>	(C)
<u>New Smyrna Beach²</u>	<u>Oak Hill</u>	<u>Daytona Beach³, Deland³, DeLeon Springs³, Pierson³</u>	(C)
<u>North Dade¹</u>	<u>Hollywood, Miami, Perrine</u>	<u>Boca Raton⁴, Coral Springs⁴, Deerfield Beach⁴, Fort Lauderdale, Homestead⁴, Pompano Beach⁴</u>	(C)
<u>North Key Largo</u>	<u>Key Largo</u>	<u>Big Pine⁴, Homestead⁴, Islamorada⁴, Key West⁴, Marathon⁴, Miami⁴, Perrine⁴, Sugarloaf Key⁴</u>	(C)
<u>Oak Hill²</u>	<u>New Smyrna Beach</u>	<u>Daytona Beach³, Deland³, DeLeon Springs³, Pierson³</u>	(C)
<u>Old Town</u>	<u>Cross City</u>	<u>Chiefland³</u>	(C)
<u>Orange Park</u>	<u>Jacksonville, Julington, Maxville, Middleburg</u>	<u>Palatka³</u>	(C)
<u>Orlando^{1,2}</u>	<u>Apopka, Clermont, East Orange, Lake Buena Vista, Monteverde, Oviedo, Reedy Creek, Windermere, Winter Garden, Winter Park</u>	<u>DeBary³, Geneva, Kissimmee³, Sanford, St. Cloud³, West Kissimmee³</u>	(C)
<u>Oviedo</u>	<u>East Orange, Geneva, Orlando, Sanford, Winter Park</u>		(F)
<u>Pace</u>	<u>Gulf Breeze, Jay, Milton, Munson, Pensacola</u>	<u>Holley-Navarre³</u>	(C)
<u>Pahokee</u>	<u>Belle Glade</u>	<u>West Palm Beach³</u>	(C)
<u>Palatka²</u>	<u>Florahome, Hastings Interlachen, Pomona Park, Welaka</u>	<u>Crescent City³, Green Cove Springs³, Jacksonville³, Julington³, Orange Park³</u>	(C)
<u>Palm Coast</u>	<u>Bunnell, Flagler Beach</u>	<u>Daytona Beach³</u>	(C)
<u>Panama City²</u>	<u>Lynn Haven, Panama City Beach, Tyndall Air Force Base, Youngstown-Fountain</u>	<u>Chipley³, Sunny Hills³, Vernon³</u>	(C)
<u>Panama City Beach</u>	<u>Lynn Haven, Panama City</u>	<u>Sunny Hills³</u>	(C)

- Note 1: See A3.7.3 for Extended Calling Service regulations and rates. (F)
- Note 2: See A3.8.50 for Local Calling Plus LCP) regulations and rates. (F)
- Note 3: Effective 120 days after the order in Docket 920260-TL becomes final. (N)
- Note 4: Effective 60 days after the order in Docket 920260-TL becomes final. (N)
- Note 5: LCP regulations and rates apply to this terminating exchange indefinitely. (N)

BELLSOUTH
TELECOMMUNICATIONS, INC. #
FLORIDA
ISSUED: May 15, 1995
BY: Joseph P. Lacher, President - FL
Miami, Florida

GENERAL SUBSCRIBER SERVICE TARIFF

Twenty First Revised Page 9
Cancels Twentieth Revised Page 9

EFFECTIVE: October 1, 1995

A3. BASIC LOCAL EXCHANGE SERVICE

A3.3 Local Calling Areas (Cont'd)

A3.3.1 Flat Rate Service and Message Rate Service Local Calling Areas (Con'td)

Exchange	Extended Area Service Additional Exchanges	Extended Calling Service ¹ Additional Exchanges	
Pensacola	Cantonment, Century, Gulf Breeze, Holley-Navarre, Jay, Milton, Molino, Munson, Pace, Walnut Hill		(C)
Perrine	Homestead, Miami, North Dade	Big Pine ² , Coral Springs ² , Deerfield Beach ² , Fort Lauderdale ⁴ , Hollywood ² , Islamorada ⁴ , Key Largo ² , Key West ² , Marathon ² , North Key Largo ² , Pompano Beach ² , Sugarloaf Key ²	(C)
Pierson ³	Crescent City, Deland, DeLeon Springs	Bunnell ⁴ , Daytona Beach ⁴ , Flagler Beach ⁴ , New Smyrna Beach ⁴ , Oak Hill ⁴	(C)
Pomona Park Pompano Beach	Palatka, Welaka, Crescent City Boca Raton, Coral Springs, Deerfield Beach, Fort Lauderdale	Delray Beach ² , Hollywood ² , Homestead ² , Miami ² , North Dade ² , Perrine ²	(C)
Ponte Vedra Beach ³	Jacksonville, Jacksonville Beach	St. Augustine ⁴	(C)
Port St. Lucie	Fort Pierce, Hobe Sound, Jensen Beach, Stuart	Jupiter ² , West Palm Beach ²	(C)
St. Augustine ^{1,3}	Hastings	Green Cove Springs, Jacksonville ⁴ , Jacksonville Beach ⁴ , Julington, Ponte Vedra Beach ⁴	(C)
Sanford ^{1,3}	DeBary, Geneva, Oviedo, Winter Park	Orange City ³ , Orlando	(C)
Sebastian	Melbourne, Vero Beach		
Stuart	Hobe Sound, Indiantown, Jensen Beach, Port St. Lucie	Jupiter ² , West Palm Beach ²	(C)
Sugarloaf Key	Big Pine, Key West	Homestead ² , Islamorada ² , Key Largo ² , Marathon ⁴ , Miami ² , North Key Largo ⁴ , Perrine ²	(C)
Sunny Hills ³	Chipley, Vernon	Lynn Haven ⁴ , Panama City ⁴ , Panama City Beach ⁴ , Youngstown-Fountain ⁴	(C)
Titusville	Cocoa, Cocoa Beach	Eau Gallie ⁴ , Melbourne ⁴	(C)

- Note 1: See A3.7.3 for *Extended Calling Service* regulations and rates.
- Note 2: Effective 60 days after the order in Docket 920260-TL becomes final.
- Note 3: See A3.8.50 for *Local Calling Plus(LCP)* regulations and rates.
- Note 4: Effective 120 days after the order in Docket 920260-TL becomes final.
- Note 5: LCP regulations and rates apply to this terminating exchange indefinitely.

BELLSOUTH
TELECOMMUNICATIONS, INC.*
FLORIDA
ISSUED: May 15, 1995
BY: Joseph P. Lacher, President - FL
Miami, Florida

GENERAL SUBSCRIBER SERVICE TARIFF

Seventh Revised Page 10
Cancels Sixth Revised Page 10

EFFECTIVE: October 1, 1995

A3. BASIC LOCAL EXCHANGE SERVICE

A3.3 Local Calling Areas (Cont'd)

A3.3.1 Flat Rate Service and Message Rate Service Local Calling Areas (Cont'd)

Exchange	Extended Area Service Additional Exchanges	Extended Calling Service ¹ Additional Exchanges	(M)
Vernon ²	Chipley, Sunny Hills	Bonifay ⁴ , Lynn Haven ³ , Panama City ³ , Westville ⁴	(C)(M)
Vero Beach	Sebastian	Fort Pierce ⁵	(C)(M)
Weekiwachee Springs	Brooksville		(M)
Welaka	Crescent City, Palatka, Pomona Park		(T)(M)
West Palm Beach	Boynton Beach, Jupiter	Belle Glade ⁵ , Boca Raton ⁵ , Delray Beach ⁵ , Hobe Sound ⁵ , Jensen Beach ⁵ , Pahokee ⁵ , Port St. Lucie ⁵ , Stuart ⁵	(C)(M)
Yankeetown	Crystal River, Dunnellon		(T)(M)
Youngstown-Fountain ²	Lynn Haven, Panama City	Chipley ³ , Sunny Hills ³	(C)(M)
Yulee	Fernandina Beach, Jacksonville		(M)

A3.4 Flat Rate Service

A3.4.1 General

A. Monthly exchange rates shown in A3.4.2 are applicable in each exchange for classes of basic local exchange service offered.

A3.4.2 Monthly Rates

A. The rates specified herein entitle subscribers to an unlimited number of messages to all exchange access lines bearing the designation of central offices within the serving exchange and extended area service additional exchanges or portions of exchanges as shown in A3.3.1 of this Tariff. (T)

B. Residence and Business Exchange Access Line Rates

1. Flat Rate Service

a. Residence Service

(1) Rate Groups 1-6

	1	2	Group 3	4	5	6	USOC
(a) Individual service	\$7.30	\$7.70	\$8.10	\$8.40	\$8.80	\$9.15	1FR++

(2) Rate Groups 7 - 12

	7	8	Group 9	10	11	12	USOC
(a) Individual service	\$9.50	\$9.80	\$10.05	\$10.30	\$10.45	\$10.65	1FR++

- Note 1: See A3.7.3 for Extended Calling Service regulations and rates. (T)(M)
- Note 2: See A3.8.50 for Local Calling Plus (LCP) regulations and rates. (T)(M)
- Note 3: Effective 120 days after the order in Docket 920260-TL becomes final. (N)
- Note 4: LCP regulations and rates apply to this terminating exchange indefinitely. (N)
- Note 5: Effective 60 days after the order in Docket 920260-TL becomes final. (N)

CMU



Southern Bell

Suite 400
150 S. Monroe Street
Tallahassee, Florida 32301-1556
904 224-7798
FAX 904 224-5073



A. M. Lombardo
Vice President - Regulatory Relations

May 23, 1995

Mr. Walter D'Haeseleer
Director, Division of Communications
Florida Public Service Commission
101 East Gaines Street
Tallahassee, Florida 32301

Re: Extended Calling Service Tariff

Dear Mr. D'Haeseleer:

In connection with our tariff filing of May 15, 1995, we are enclosing Attachment A, which was inadvertently left out of the filing, a corrected Attachment C, and the following replacement tariff pages:

Section A3 9th Revised Page 7.1
 Original Page 8.1


Corrected legislative format tariff pages:

9th Revised Page 7.1
Original Page 8.1
21st Revised Page 9

Acknowledgement, date of receipt and authority number of this filing are requested. A duplicate letter of transmittal is attached for this purpose.

Your consideration and approval will be appreciated.

Yours very truly,


Vice President
Regulatory Relations

Attachments

cc: Parties of Record

General Subscriber Service Tariff

- Section A3 - Contents - Fifteenth Revised Page 1
- Contents - Thirty Eighth Revised Page 2.1
 - Fifth Revised Page 1
 - Thirteenth Revised Page 6
 - Seventh Revised Page 6.1
 - Eighteenth Revised Page 7
 - Ninth Revised Page 7.1
 - Twenty Third Revised Page 8
 - Original Page 8.1
 - Twenty First Revised Page 9
 - Seventh Revised Page 10
 - Ninth Revised Page 28
 - Ninth Revised Page 29
 - Second Revised Page 29.1
 - Thirty Fifth Revised Page 30
 - Twenty Eighth Revised Page 30.1
 - Thirty Seventh Revised Page 31
 - Thirty Eighth Revised Page 31.1
 - Sixth Revised Page 35
 - Tenth Revised Page 36
 - Seventh Revised Page 36.1
 - Seventh Revised Page 36.2
 - Twelfth Revised Page 37
 - Eighth Revised Page 37.1
 - Seventh Revised Page 39.1
 - First Revised Page 39.1.1
 - Sixth Revised Page 39.2
 - Fourth Revised Page 39.4
 - Fourth Revised Page 39.5
 - Sixth Revised Page 39.6
 - Eighth Revised Page 39.7
 - Fourth Revised Page 39.8
 - Second Revised Page 39.9
 - Second Revised Page 39.10
 - First Revised Page 39.11
 - First Revised Page 39.12
 - Seventh Revised Page 39.13
 - Third Revised Page 39.13.1
 - Third Revised Page 39.14
 - Fourth Revised Page 39.15
 - Fifth Revised Page 39.16
 - Third Revised Page 39.17
 - Second Revised Page 39.18
 - Fifth Revised Page 39.19
 - Third Revised Page 39.20
 - Fourth Revised Page 39.21
 - Fifth Revised Page 39.22
 - Fourth Revised Page 39.23
 - Sixth Revised Page 40
 - Second Revised Page 44
 - Ninth Revised Page 47

REVENUE INFORMATION

<u>Originating Exchange</u>	<u>Terminating Exchange</u>	<u>Monthly MTS/OCP/LCP Revenue</u>	<u>Monthly ECS Revenue</u>	<u>Services Displaced</u>
Phase 1				
Belle Glade	West Palm Beach	\$35,746	\$18,897	MTS, EOEAS
Big Pine	Homestead	\$775	\$333	MTS
Big Pine	Islamorada	\$508	\$315	MTS
Big Pine	Key Largo	\$1,783	\$880	MTS
Big Pine	Key West	\$16,783	\$7,208	MTS, EOEAS
Big Pine	Miami	\$5,794	\$2,853	MTS
Big Pine	North Key Largo	\$18	\$14	MTS
Big Pine	Perrine	\$1,196	\$454	MTS
Boca Raton	Boynton Beach	\$85,004	\$65,419	LCP
Boca Raton	Fort Lauderdale	\$417,043	\$269,178	MTS, EOEAS
Boca Raton	Hollywood	\$128,424	\$64,929	MTS
Boca Raton	Miami	\$243,795	\$137,309	MTS
Boca Raton	North Dade	\$81,190	\$39,315	MTS
Boca Raton	West Palm Beach	\$378,613	\$217,168	MTS, BOEAS
Boynton Beach	Boca Raton	\$57,856	\$44,526	LCP
Coral Springs	Delray Beach	\$36,607	\$16,145	MTS
Coral Springs	Hollywood	\$95,590	\$49,815	MTS
Coral Springs	Homestead	\$2,453	\$1,228	MTS
Coral Springs	Miami	\$115,912	\$63,567	MTS
Coral Springs	North Dade	\$40,000	\$18,959	MTS
Coral Springs	Perrine	\$10,187	\$5,017	MTS
Deerfield Beach	Hollywood	\$59,134	\$41,678	MTS
Deerfield Beach	Homestead	\$3,731	\$854	MTS
Deerfield Beach	Miami	\$82,779	\$46,345	MTS
Deerfield Beach	North Dade	\$27,878	\$11,905	MTS
Deerfield Beach	Perrine	\$6,598	\$2,563	MTS
Delray Beach	Coral Springs	\$33,631	\$14,106	MTS
Delray Beach	Fort Lauderdale	\$112,292	\$60,991	MTS
Delray Beach	Pompano Beach	\$89,453	\$42,566	MTS
Delray Beach	West Palm Beach	\$198,480	\$117,420	MTS, EOEAS
Fort Lauderdale	Boca Raton	\$416,792	\$236,767	MTS, BOEAS
Fort Lauderdale	Delray Beach	\$110,620	\$52,923	MTS
Fort Lauderdale	Homestead	\$28,480	\$10,504	MTS
Fort Lauderdale	Perrine	\$91,821	\$41,096	MTS
Fort Pierce	Jensen Beach	\$17,781	\$10,317	MTS, BOEAS
Fort Pierce	Vero Beach	\$61,688	\$40,820	MTS, EOEAS
Hobe Sound	West Palm Beach	\$21,067	\$12,685	MTS, EOEAS
Hollywood	Boca Raton	\$91,847	\$45,340	MTS
Hollywood	Coral Springs	\$74,698	\$35,802	MTS
Hollywood	Deerfield Beach	\$49,869	\$27,093	MTS
Hollywood	Homestead	\$13,102	\$5,180	MTS
Hollywood	Perrine	\$45,974	\$21,227	MTS
Hollywood	Pompano Beach	\$195,387	\$101,470	MTS
Homestead	Big Pine	\$878	\$371	MTS
Homestead	Coral Springs	\$2,747	\$1,261	MTS

- Fifth Revised Page 51
- Second Revised Page 64
- Ninth Revised Page 67
- Second Revised Page 72
- Fourth Revised Page 76.1
- Ninth Revised Page 81
- Eleventh Revised Page 83
- Sixth Revised Page 83.1
- Seventh Revised Page 83.2.13
- Third Revised Page 83.2.14
- Twenty Seventh Revised Page 83.2.15
- First Revised Page 83.2.15.0.0.1
- First Revised Page 83.2.15.0.1
- Third Revised Page 83.2.15.1

REVENUE INFORMATION

<u>Originating Exchange</u>	<u>Terminating Exchange</u>	<u>Monthly MTS/OCP/LCP Revenue</u>	<u>Monthly ECS Revenue</u>	<u>Services Displaced</u>
Homestead	Deerfield Beach	\$1,733	\$791	MTS
Homestead	Fort Lauderdale	\$24,088	\$11,404	MTS
Homestead	Hollywood	\$11,188	\$4,593	MTS
Homestead	Islamorada	\$1,373	\$894	MTS
Homestead	Key Largo	\$13,746	\$8,153	MTS
Homestead	Key West	\$3,585	\$1,561	MTS
Homestead	Marathon	\$1,697	\$869	MTS
Homestead	North Dade	\$27,987	\$13,784	MTS
Homestead	North Key Largo	\$1,884	\$1,387	MTS
Homestead	Pompano Beach	\$6,628	\$3,098	MTS
Homestead	Sugarloaf Key	\$330	\$189	MTS
Islamorada	Big Pine	\$532	\$289	MTS
Islamorada	Homestead	\$1,282	\$800	MTS
Islamorada	Key West	\$1,813	\$1,037	MTS
Islamorada	Miami	\$9,452	\$5,539	MTS
Islamorada	North Key Largo	\$360	\$196	MTS
Islamorada	Perrine	\$1,728	\$897	MTS
Islamorada	Sugarloaf Key	\$344	\$178	MTS
Jensen Beach	Fort Pierce	\$17,881	\$10,277	MTS, BOEAS
Jensen Beach	Jupiter	\$5,746	\$3,196	MTS
Jensen Beach	West Palm Beach	\$19,101	\$10,880	MTS
Jupiter	Jensen Beach	\$6,320	\$3,264	MTS
Jupiter	Port St. Lucie	\$17,700	\$8,108	MTS
Jupiter	Stuart	\$45,102	\$23,741	MTS
Key Largo	Big Pine	\$1,488	\$792	MTS
Key Largo	Homestead	\$9,891	\$5,944	MTS, EOEAS
Key Largo	Key West	\$6,465	\$3,460	MTS
Key Largo	Marathon	\$7,336	\$4,342	MTS
Key Largo	Miami	\$31,130	\$19,286	MTS, EOEAS
Key Largo	Perrine	\$8,749	\$4,930	MTS, EOEAS
Key Largo	Sugarloaf Key	\$760	\$406	MTS
Key West	Big Pine	\$19,220	\$8,074	MTS
Key West	Homestead	\$3,281	\$1,588	MTS
Key West	Islamorada	\$1,608	\$1,041	MTS
Key West	Key Largo	\$6,270	\$3,261	MTS
Key West	Marathon	\$10,326	\$6,061	MTS
Key West	Miami	\$48,756	\$24,566	MTS
Key West	North Key Largo	\$110	\$61	MTS
Key West	Perrine	\$4,613	\$2,111	MTS
Marathon	Homestead	\$1,779	\$936	MTS
Marathon	Key Largo	\$7,133	\$4,069	MTS
Marathon	Key West	\$11,995	\$7,034	MTS
Marathon	Miami	\$18,084	\$9,722	MTS
Marathon	North Key Largo	\$142	\$96	MTS
Marathon	Perrine	\$2,185	\$1,187	MTS
Marathon	Sugarloaf Key	\$1,910	\$1,152	MTS
Miami	Big Pine	\$5,176	\$2,215	MTS

REVENUE INFORMATION

<u>Originating Exchange</u>	<u>Terminating Exchange</u>	<u>Monthly MTS/OCP/LCP Revenue</u>	<u>Monthly ECS Revenue</u>	<u>Services Displaced</u>
Miami	Boca Raton	\$206,006	\$100,561	MTS
Miami	Coral Springs	\$103,018	\$47,081	MTS
Miami	Deerfield Beach	\$65,959	\$36,431	MTS
Miami	Islamorada	\$9,086	\$4,648	MTS
Miami	Key Largo	\$41,744	\$22,760	MTS
Miami	Key West	\$37,538	\$17,972	MTS
Miami	Marathon	\$14,298	\$6,669	MTS
Miami	North Key Largo	\$4,590	\$2,437	MTS
Miami	Pompano Beach	\$247,344	\$119,631	MTS
Miami	Sugarloaf Key	\$3,381	\$1,713	MTS
North Dade	Boca Raton	\$73,679	\$33,573	MTS
North Dade	Coral Springs	\$39,415	\$16,160	MTS
North Dade	Deerfield Beach	\$27,009	\$12,075	MTS
North Dade	Homestead	\$22,386	\$11,198	MTS
North Dade	Pompano Beach	\$95,120	\$45,549	MTS
North Key Largo	Big Pine	\$27	\$16	MTS
North Key Largo	Homestead	\$2,610	\$1,922	MTS, EOEAS
North Key Largo	Islamorada	\$597	\$306	MTS
North Key Largo	Key West	\$222	\$125	MTS
North Key Largo	Marathon	\$244	\$152	MTS
North Key Largo	Miami	\$4,895	\$2,839	MTS, EOEAS
North Key Largo	Perrine	\$1,612	\$960	MTS
North Key Largo	Sugarloaf Key	\$21	\$11	MTS
Pahokee	West Palm Beach	\$10,046	\$6,134	MTS, EOEAS
Perrine	Big Pine	\$913	\$367	MTS
Perrine	Coral Springs	\$10,458	\$4,484	MTS
Perrine	Deerfield Beach	\$5,333	\$2,685	MTS
Perrine	Fort Lauderdale	\$93,370	\$42,653	MTS
Perrine	Hollywood	\$45,771	\$17,913	MTS
Perrine	Islamorada	\$1,629	\$881	MTS
Perrine	Key Largo	\$11,141	\$6,145	MTS
Perrine	Key West	\$4,247	\$1,817	MTS
Perrine	Marathon	\$2,345	\$1,094	MTS
Perrine	North Key Largo	\$1,257	\$727	MTS
Perrine	Pompano Beach	\$26,926	\$9,582	MTS
Perrine	Sugarloaf Key	\$552	\$207	MTS
Pompano Beach	Delray Beach	\$95,426	\$45,149	MTS
Pompano Beach	Hollywood	\$259,088	\$134,924	MTS
Pompano Beach	Homestead	\$7,013	\$3,408	MTS
Pompano Beach	Miami	\$269,435	\$152,003	MTS
Pompano Beach	North Dade	\$99,167	\$48,697	MTS
Pompano Beach	Perrine	\$20,459	\$9,873	MTS
Port St. Lucie	Jupiter	\$17,450	\$8,589	MTS
Port St. Lucie	West Palm Beach	\$72,457	\$35,931	MTS
Stuart	Jupiter	\$40,773	\$22,455	MTS
Stuart	West Palm Beach	\$83,798	\$48,622	MTS, EOEAS
Sugarloaf Key	Homestead	\$356	\$168	MTS

REVENUE INFORMATION

<u>Originating Exchange</u>	<u>Terminating Exchange</u>	<u>Monthly MTS/OCP/LCP Revenue</u>	<u>Monthly ECS Revenue</u>	<u>Services Displaced</u>
Sugarloaf Key	Islamorada	\$351	\$176	MTS
Sugarloaf Key	Key Largo	\$609	\$335	MTS
Sugarloaf Key	Marathon	\$2,262	\$1,443	MTS
Sugarloaf Key	Miami	\$3,481	\$1,698	MTS
Sugarloaf Key	North Key Largo	\$15	\$10	MTS
Sugarloaf Key	Perrine	\$503	\$218	MTS
Vero Beach	Fort Pierce	\$67,392	\$42,784	MTS, EOEAS
West Palm Beach	Belle Glade	\$48,763	\$23,219	MTS
West Palm Beach	Boca Raton	\$322,739	\$180,064	MTS, BOEAS
West Palm Beach	Delray Beach	\$226,919	\$127,865	MTS, BOEAS
West Palm Beach	Hobe Sound	\$26,663	\$13,015	MTS
West Palm Beach	Jensen Beach	\$24,797	\$9,121	MTS
West Palm Beach	Pahokee	\$19,367	\$6,688	MTS
West Palm Beach	Port St. Lucie	\$76,664	\$32,231	MTS
West Palm Beach	Stuart	\$95,263	\$48,160	MTS

ANNUAL REVENUE EFFECT FOR PHASE 1 ROUTES: (\$39,712,967)

Phase 2

Archer	Cedar Key	\$95	\$57	MTS
Archer	Chiefland	\$602	\$270	MTS
Bronson	Cedar Key	\$190	\$146	LCP
Bronson	Newberry	\$1,283	\$652	MTS
Bunnell	Daytona Beach	\$10,607	\$7,136	MTS, EOEAS
Bunnell	Pierson	\$723	\$373	MTS
Cedar Key	Archer	\$102	\$57	MTS
Cedar Key	Bronson	\$885	\$681	LCP
Cedar Key	Chiefland	*	*	LCP
Cedar Key	Gainesville	\$2,107	\$1,139	MTS
Chiefland	Archer	\$495	\$230	MTS
Chiefland	Cedar Key	\$599	\$461	LCP
Chiefland	Gainesville	\$9,734	\$5,530	MTS
Chiefland	Old Town	\$3,662	\$1,828	MTS
Chipley	Panama City	\$7,842	\$3,965	MTS
Chipley	Youngstown-Fountain	\$503	\$210	MTS
Daytona Beach	Bunnell	\$26,291	\$14,760	MTS, BOEAS
Daytona Beach	Deland	\$88,859	\$68,386	LCP
Daytona Beach	DeLeon Springs	*	*	LCP
Daytona Beach	Flagler Beach	\$16,628	\$9,253	MTS, BOEAS
Daytona Beach	New Smyrna Beach	**	**	LCP
Daytona Beach	Oak Hill	**	**	LCP
Daytona Beach	Palm Coast	\$38,165	\$20,970	MTS, BOEAS
Daytona Beach	Pierson	**	**	LCP
DeBary	Orlando	\$42,258	\$22,944	MTS
Deland	Daytona Beach	\$48,133	\$37,043	LCP
Deland	New Smyrna Beach	*	*	LCP

REVENUE INFORMATION

<u>Originating Exchange</u>	<u>Terminating Exchange</u>	<u>Monthly MTS/OCP/LCP Revenue</u>	<u>Monthly ECS Revenue</u>	<u>Services Displaced</u>
Deland	Oak Hill	*	*	LCP
DeLeon Springs	Daytona Beach	\$1,249	\$961	LCP
DeLeon Springs	New Smyrna Beach	*	*	LCP
DeLeon Springs	Oak Hill	*	*	LCP
Eau Gallie	Titusville	\$21,328	\$11,764	MTS, BOEAS
Fernandina Beach	Fort George	\$782	\$259	MTS
Fernandina Beach	Jacksonville	\$44,028	\$26,351	MTS, EOEAS
Flagler Beach	Daytona Beach	\$9,151	\$6,124	MTS, EOEAS
Flagler Beach	Pierson	\$113	\$44	MTS
Fort George	Fernandina Beach	\$721	\$394	MTS
Fort George	Jacksonville Beach	\$506	\$283	MTS, BOEAS
Gainesville	Cedar Key	\$1,671	\$772	MTS
Gainesville	Chiefland	\$7,750	\$3,910	MTS
Gainesville	Keystone Heights	\$14,942	\$11,500	LCP
Green Cove Springs	Palatka	\$5,313	\$2,616	MTS
Holley-Navarre	Milton	\$4,329	\$2,428	MTS, EOEAS
Holley-Navarre	Pace	\$2,193	\$958	MTS, BOEAS
Jacksonville	Fernandina Beach	\$54,994	\$29,958	MTS
Jacksonville	Palatka	\$31,392	\$13,276	MTS
Jacksonville	St. Augustine	\$112,866	\$58,770	MTS
Jacksonville Beach	Fort George	\$682	\$353	MTS, OCS
Jacksonville Beach	St. Augustine	\$9,677	\$5,013	MTS, EOEAS
Julington	Palatka	\$608	\$261	MTS
Keystone Heights	Gainesville	\$3,495	\$2,690	LCP
Lynn Haven	Sunny Hills	\$27	\$21	LCP
Lynn Haven	Vernon	\$1,135	\$418	MTS
Melbourne	Titusville	\$23,103	\$10,972	MTS, BOEAS
Milton	Holley-Navarre	\$4,822	\$2,345	MTS, OCS
New Smyrna Beach	Daytona Beach	\$31,637	\$24,347	LCP
New Smyrna Beach	Deland	*	*	LCP
New Smyrna Beach	DeLeon Springs	*	*	LCP
New Smyrna Beach	Pierson	*	*	LCP
Newberry	Bronson	\$1,153	\$530	MTS
Newberry	Trenton	\$781	\$601	LCP
Oak Hill	Daytona Beach	\$725	\$558	LCP
Oak Hill	Deland	*	*	LCP
Oak Hill	DeLeon Springs	*	*	LCP
Oak Hill	Pierson	*	*	LCP
Old Town	Chiefland	\$4,480	\$2,894	MTS
Orange Park	Palatka	\$4,420	\$1,958	MTS
Orlando	DeBary	\$38,138	\$15,859	MTS
Pace	Holley-Navarre	\$2,081	\$891	MTS
Palatka	Green Cove Springs	\$4,132	\$2,090	MTS
Palatka	Jacksonville	\$33,357	\$16,330	MTS
Palatka	Julington	\$392	\$155	MTS
Palatka	Orange Park	\$4,906	\$2,402	MTS
Palm Coast	Daytona Beach	\$31,610	\$19,069	MTS, EOEAS

REVENUE INFORMATION

<u>Originating Exchange</u>	<u>Terminating Exchange</u>	<u>Monthly MTS/OCP/LCP Revenue</u>	<u>Monthly ECS Revenue</u>	<u>Services Displaced</u>
Panama City	Chipley	\$7,685	\$3,175	MTS
Panama City	Sunny Hills	\$1,546	\$1,190	LCP
Panama City	Vernon	\$4,001	\$1,557	MTS
Panama City Beach	Sunny Hills	\$831	\$364	MTS
Pierson	Bunnell	\$930	\$436	MTS
Pierson	Daytona Beach	\$1,470	\$1,131	LCP
Pierson	Flagler Beach	\$146	\$60	MTS
Pierson	New Smyrna Beach	#	#	LCP
Pierson	Oak Hill	#	#	LCP
Ponte Vedra Beach	St. Augustine	\$3,929	\$3,024	LCP
St. Augustine	Jacksonville	\$91,823	\$51,877	MTS, EOEAS
St. Augustine	Jacksonville Beach	\$5,982	\$3,221	MTS, EOEAS
St. Augustine	Ponte Vedra Beach	\$3,392	\$2,611	LCP
Sunny Hills	Lynn Haven	\$594	\$457	LCP
Sunny Hills	Panama City	*	*	LCP
Sunny Hills	Panama City Beach	\$756	\$402	MTS, EOEAS
Sunny Hills	Youngstown-Fountain	##	##	LCP
Titusville	Eau Gallie	\$18,589	\$9,226	MTS, BOEAS
Titusville	Melbourne	\$23,121	\$11,536	MTS, BOEAS
Trenton	Newberry	\$1,388	\$1,068	LCP
Vernon	Lynn Haven	\$950	\$430	MTS
Vernon	Panama City	\$3,874	\$2,231	MTS
Youngstown-Fountain	Chipley	\$803	\$350	MTS
Youngstown-Fountain	Sunny Hills	\$41	\$31	LCP

ANNUAL REVENUE EFFECT FOR PHASE 2 ROUTES: (\$4,988,512)

ANNUAL REVENUE EFFECT FOR PHASES 1 AND 2 (\$44,701,479)

ANNUAL REVENUE EFFECT DUE TO LOSS OF TOLL VOLUME DISCOUNT \$1,331,532

NET ANNUAL REVENUE EFFECT (\$43,369,947)

Notes:

- * Revenue included on preceding line.
- ** Revenue included on the line for Daytona Beach to DeLeon Springs.
- # Revenue included on the line for Pierson to Daytona Beach.
- ## Revenue included on the line for Sunny Hills to Lynn Haven.