

ORIGINAL

RECEIVED

APR 27 10 34 AM '99

ADMINISTRATION
MAIL ROOM

**Florida
Power**
CORPORATION

JAMES A. MCGEE
SENIOR COUNSEL

April 26, 1999

Ms. Blanco S. Bayo, Director
Division of Records and Reporting
Florida Public Service Commission
2540 Shumard Oak Blvd.
Tallahassee, Florida 32399-0850

Re: Docket No. 990001-EI

Dear Ms. Bayo:

Enclosed for filing are ten (10) copies of Florida Power Corporation's FPSC 423 Forms for the month of February 1999. Forms 423-1A, 423-2, 423-2A, 423-2B, and 423-2C contained in this filing have been edited to delete certain confidential information. Florida Power's Request for Specified Confidential Treatment, which includes an unedited copy of the 423 Forms, has been submitted for filing this date under separate cover.

Please acknowledge your receipt and filing of the above on the enclosed copy of this letter and return same to me.

- AFA Vandever
- APP _____
- CAF _____
- CMU _____
- GTR _____
- EAG Bohannon
- LEG 1
- MAS 3
- OPC _____
- RRR _____
- SEC 1
- WAW _____
- OTH G. Corvetti

JAM:ddh
Enclosures

Very truly yours,

James A. McGee

RECEIVED & FILED

FPSC-BUREAU OF RECORDS

cc: Parties of record (w/o enclosure)

DOCUMENT NUMBER-DATE

05363 APR 27 99

FPSC FORM 423-1

MONTHLY REPORT OF COST AND QUALITY OF FUEL OIL FOR ELECTRIC PLANTS
ORIGIN, VOLUME, DELIVERED PRICE AND AS RECEIVED QUALITY

1. REPORTING MONTH: Feb-99

2. REPORTING COMPANY: FLORIDA POWER CORPORATION

3. NAME, TITLE & TELEPHONE NUMBER OF CONTACT PERSON CONCERNING DATA
SUBMITTED ON THIS FORM: MANNY PEREZ, ACCOUNTANT, (727) 820-5302

4. SIGNATURE OF OFFICIAL SUBMITTING REPORT: 
JOHN SCARDINO, JR., CONTROLLER

5. DATE COMPLETED: 04/11/99

LINE NO. (a)	PLANT NAME (b)	SUPPLIER NAME (c)	SHIPPING POINT (d)	PURCHASE TYPE (e)	DELIVERY LOCATION (f)	DELIVERY DATE (g)	TYPE OIL (h)	SULFUR CONTENT (%) (i)	BTU CONTENT (Btu/gal) (j)	VOLUME (Bbls) (k)	DELIVERED PRICE (\$/Bbl) (l)
1	ANCLOTE	BP OIL COMPANY	TAMPA, FL	MTC	FOB PLANT	02/99	F02	0.49	138,800	1,067	\$15.9140
2	AVON PARK PEAKERS	NO DELIVERIES									
3	BARTOW	KOCH REFINING COMPANY	HOUSTON, TX	S	FOB PLANT	02/99	F06	2.13	152,541	161,931	\$7.5850
4	BARTOW NORTH FUEL TERMINAL	COASTAL FUELS MARKETING	HOUSTON, TX	S	FOB TERMINAL	02/99	F06	2.38	153,838	119,550	\$7.9700
5	BARTOW NORTH FUEL TERMINAL	RIO ENERGY INTERNATIONAL INC	HOUSTON, TX	MTC	FOB TERMINAL	02/99	F06	2.38	155,611	118,615	\$9.0405
6	BARTOW PEAKERS	NO DELIVERIES									
7	BARTOW FUEL TERMINAL-UNIT 1	NO DELIVERIES									
8	BARTOW SOUTH FUEL TERMINAL	FOUR WAY OIL COMPANY	CAIRO, GA	S	FOB TERMINAL	02/99	F06	0.28	140,729	3,357	\$9.6554
9	BARTOW SOUTH FUEL TERMINAL	HOWCO ENVIRONMENTAL SERVICES	ST. PETERSBURG, FL	S	FOB TERMINAL	02/99	F06	0.47	138,000	148	\$10.4730
10	BARTOW SOUTH FUEL TERMINAL	INTERNATIONAL PETROLEUM CO.	PLANT CITY, FL	S	FOB TERMINAL	02/99	F06	0.50	142,857	2,072	\$7.9771
11	BARTOW SOUTH FUEL TERMINAL	MAGNUM ENVIRONMENTAL SERVICES	TAMPA, FL	S	FOB TERMINAL	02/99	F06	0.43	142,591	5,345	\$8.8581
12	BARTOW SOUTH FUEL TERMINAL	OILS UNLIMITED INC.	SANFORD, FL	S	FOB TERMINAL	02/99	F06	0.36	144,856	1,316	\$9.4588
13	BARTOW SOUTH FUEL TERMINAL	PETROTECH SOUTHEAST INC.	OCOOE, FL	S	FOB TERMINAL	02/99	F06	0.25	142,857	2,325	\$8.9323
14	BARTOW SOUTH FUEL TERMINAL	PETROLEUM MANAGEMENT INC.	DAVIE, FL	S	FOB TERMINAL	02/99	F06	0.29	142,857	474	\$9.2548
15	BARTOW SOUTH FUEL TERMINAL	GLENORE LTD.	HOUSTON, TX	S	FOB TERMINAL	02/99	F06	1.49	155,790	79,741	\$10.7700
16	BARTOW SOUTH FUEL TERMINAL	RIO ENERGY INTERNATIONAL INC	HOUSTON, TX	MTC	FOB TERMINAL	02/99	F06	1.47	154,800	707,916	\$9.8054
17	BAYBORO PEAKERS	NO DELIVERIES									
18	CRYSTAL RIVER NORTH	BP OIL COMPANY	TAMPA, FL	MTC	FOB PLANT	02/99	F02	0.49	138,800	5,157	\$16.2582

ORIGINAL

**MONTHLY REPORT OF COST AND QUALITY OF COAL FOR ELECTRIC PLANTS
ORIGIN, TONNAGE, DELIVERED PRICE AND AS RECEIVED QUALITY**

1. Report for: Mo. February 1999

2. Reporting Company: Florida Power Corporation


3. Plant Name: Crystal River 1 & 2

4. Name, Title and Telephone Number of Contact

Person Concerning Data Submitted on this Form

Delmar J. Clark Jr., Senior Financial Analyst - Regulatory
(727) 824-6616

5. Signature of Official Submitting Report


Delmar J. Clark Jr., Senior Financial Analyst - Regulatory

6. Date Completed: April 15, 1999

Line No.	Supplier Name	Mine Location	Purchase Type	Transportation Mode	Tons	Effective Purchase Price (\$/Ton)	Total Transportation Cost (\$/Ton)	F.O.B. Plant Price (\$/Ton)	As Received Coal Quality			
									Percent Sulfur (%)	Btu Content (Btu/lb)	Percent Ash (%)	Percent Moisture (%)
(a)	(b)	(c)	(d)	(e)	(f)	(g)	(h)	(i)	(j)	(k)	(l)	(m)
1	Consol, Inc.	08 , Ky , 119	STC	UR	29,473			\$42.87	0.90	12,475	9.09	6.78
2	Consol, Inc.	08 , Ky , 133	STC	UR	18,978			\$42.87	1.22	13,120	6.63	6.46
3	Consol, Inc.	08 , Ky , 119	MTC	UR	18,913			\$41.87	0.89	12,519	9.09	7.15
4	Consol, Inc.	08 , Ky , 133	MTC	UR	18,855			\$41.87	1.09	12,849	7.57	6.77
5	Arch Coal Sales, Inc.	08 , Ky , 195	S	UR	8,134			\$42.64	1.06	12,564	11.26	5.36
6	Quaker Coal Company, Inc.	08 , Ky , 195	STC	UR	9,386			\$41.62	0.96	12,605	10.66	5.39
7	Quaker Coal Company, Inc.	08 , Ky , 195	STC	UR	28,392			\$41.44	1.10	12,880	8.11	7.09
8	Quaker Coal Company, Inc.	08 , Ky , 195	S	UR	9,379			\$41.87	0.99	12,617	10.34	5.97
9	Peabody Coal Trade, Inc.	08 , KY , 195	S	UR	9,146			\$42.27	0.53	12,977	7.58	7.72

MONTHLY REPORT OF COST AND QUALITY OF COAL FOR ELECTRIC PLANTS
ORIGIN, TONNAGE, DELIVERED PRICE AND AS RECEIVED QUALITY

1. Report for: Mo. February 1999

2. Reporting Company: Florida Power Corporation

3. Plant Name: Crystal River 1 & 2

4. Name, Title and Telephone Number of Contact
Person Concerning Data Submitted on this Form
Delmar J. Clark Jr., Senior Financial Analyst - Regulatory
(727) 824-6616

5. Signature of Official Submitting Report


Delmar J. Clark Jr., Senior Financial Analyst - Regulatory

6. Date Completed: April 15, 1999

Line No.	Supplier Name	Mine Location	Purchase Type	Tons	F.O.B. Mine Price (\$/Ton)	Short Haul & Loading Charges (\$/Ton)	Original Invoice Price (\$/Ton)	Retro-active Price Increases (\$/Ton)	Base Price (\$/Ton)	Quality Adjustments (\$/Ton)	Effective Purchase Price (\$/Ton)
(a)	(b)	(c)	(d)	(e)	(f)	(g)	(h)	(i)	(j)	(k)	(l)
1	Consol, Inc.	08 , Ky , 119	STC	29,473		\$0.00		\$0.00			
2	Consol, Inc.	08 , Ky , 133	STC	18,978		\$0.00		\$0.00			
3	Consol, Inc.	08 , Ky , 119	MTC	18,913		\$0.00		\$0.00			
4	Consol, Inc.	08 , Ky , 133	MTC	18,855		\$0.00		\$0.00			
5	Arch Coal Sales, Inc.	08 , Ky , 195	S	8,134		\$0.00		\$0.00			
6	Quaker Coal Company, Inc.	08 , Ky , 195	STC	9,386		\$0.00		\$0.00			
7	Quaker Coal Company, Inc.	08 , Ky , 195	STC	28,392		\$0.00		\$0.00			
8	Quaker Coal Company, Inc.	08 , Ky , 195	S	9,379		\$0.00		\$0.00			
9	Peabody Coal Trade, Inc.	08 , KY , 195	S	9,146		\$0.00		\$0.00			

**MONTHLY REPORT OF COST AND QUALITY OF COAL FOR ELECTRIC PLANTS
ORIGIN, TONNAGE, DELIVERED PRICE AND AS RECEIVED QUALITY**


1. Report for: Mo. February 1999

2. Reporting Company: Florida Power Corporation

3. Plant Name: Crystal River 1 & 2

4. Name, Title and Telephone Number of Contact
Person Concerning Data Submitted on this Form
Delmar J. Clark Jr., Senior Financial Analyst - Regulatory
(727) 824-6616

5. Signature of Official Submitting Report


Delmar J. Clark Jr., Senior Financial Analyst - Regulatory

6. Date Completed: April 15, 1999

Line No.	Supplier Name	Mine Location	Shipping Point	Transportation Mode	Tons	Effective Purchase Price (\$/Ton)	Additional Shorthaul & Loading Charges (\$/Ton)	Rail Rate (\$/Ton)	Other Rail Charges (\$/Ton)	River Barge Rate (\$/Ton)	Trans-loading Rate (\$/Ton)	Ocean Barge Rate (\$/Ton)	Other Water Charges (\$/Ton)	Other Related Charges (\$/Ton)	Transportation Charges (\$/Ton)	F.O.B. Plant Price (\$/Ton)
(a)	(b)	(c)	(d)	(e)	(f)	(g)	(h)	(i)	(j)	(k)	(l)	(m)	(n)	(o)	(p)	(q)
1	Consol, Inc.	08 , Ky , 119	Knott, Ky	UR	29,473		N/A			N/A	N/A	N/A	\$0.00	\$0.00		\$42.87
2	Consol, Inc.	08 , Ky , 133	Letcher, Ky	UR	18,978		N/A			N/A	N/A	N/A	\$0.00	\$0.00		\$42.87
3	Consol, Inc.	08 , Ky , 119	Knott, Ky	UR	18,913		N/A			N/A	N/A	N/A	\$0.00	\$0.00		\$41.87
4	Consol, Inc.	08 , Ky , 133	Letcher, Ky	UR	18,855		N/A			N/A	N/A	N/A	\$0.00	\$0.00		\$41.87
5	Arch Coal Sales, Inc.	08 , Ky , 195	Pike, Ky	UR	8,134		N/A			N/A	N/A	N/A	\$0.00	\$0.00		\$42.64
6	Quaker Coal Company, Inc.	08 , Ky , 195	Pike, Ky	UR	9,386		N/A			N/A	N/A	N/A	\$0.00	\$0.00		\$41.62
7	Quaker Coal Company, Inc.	08 , Ky , 195	Pike, Ky	UR	28,392		N/A			N/A	N/A	N/A	\$0.00	\$0.00		\$41.44
8	Quaker Coal Company, Inc.	08 , Ky , 195	Pike, Ky	UR	9,379		N/A			N/A	N/A	N/A	\$0.00	\$0.00		\$41.87
9	Peabody Coal Trade, Inc.	08 , KY , 195	Pike, Ky	UR	9,146		N/A			N/A	N/A	N/A	\$0.00	\$0.00		\$42.27

**MONTHLY REPORT OF COST AND QUALITY OF COAL FOR ELECTRIC PLANTS
ORIGIN, TONNAGE, DELIVERED PRICE AND AS RECEIVED QUALITY**

1. Report for: Mo. February 1999


2. Reporting Company: Florida Power Corporation

3. Plant Name: Crystal River 4 & 5

4. Name, Title and Telephone Number of Contact
Person Concerning Data Submitted on this Form

Delmar J. Clark Jr., Senior Financial Analyst - Regulatory
(727) 824-6616

5. Signature of Official Submitting Report


Delmar J. Clark Jr., Senior Financial Analyst - Regulatory

6. Date Completed: April 15, 1999

Line No.	Supplier Name	Mine Location	Purchase Type	Transportation Mode	Tons	Effective Purchase Price (\$/Ton)	Total Transportation Cost (\$/Ton)	F.O.B. Plant Price (\$/Ton)	As Received Coal Quality			
									Percent Sulfur (%)	Btu Content (Btu/lb)	Percent Ash (%)	Percent Moisture (%)
(a)	(b)	(c)	(d)	(e)	(f)	(g)	(h)	(i)	(j)	(k)	(l)	(m)
1	Powell Mountain Coal Company	08 , Va , 105	LTC	UR	66,788			\$51.51	0.71	12,459	9.77	6.61
2	Franklin Coal Sales	08 , Ky , 195	LTC	UR	18,543			\$43.84	0.70	12,546	10.59	6.49
3	Quaker Coal Company, Inc.	08 , Ky , 195	MTC	UR	29,114			\$42.84	0.69	12,939	8.01	6.75
4	Transfer Facility	N/A	LTC	OB	183,612			\$50.44	0.70	12,524	9.62	6.83

**MONTHLY REPORT OF COST AND QUALITY OF COAL FOR ELECTRIC PLANTS
ORIGIN, TONNAGE, DELIVERED PRICE AND AS RECEIVED QUALITY**

1. Report for: Mo. February 1999

2. Reporting Company: Florida Power Corporation

3. Plant Name: Crystal River 4 & 5

4. Name, Title and Telephone Number of Contact
Person Concerning Data Submitted on this Form
Delmar J. Clark Jr., Senior Financial Analyst - Regulatory
(727) 824-6616

5. Signature of Official Submitting Report


Delmar J. Clark Jr., Senior Financial Analyst - Regulatory

6. Date Completed: April 15, 1999

Line No.	Supplier Name	Mine Location	Purchase Type	Tons	F.O.B. Mine Price (\$/Ton)	Short Haul & Loading Charges (\$/Ton)	Original Invoice Price (\$/Ton)	Retro-active Price Increases (\$/Ton)	Base Price (\$/Ton)	Quality Adjustments (\$/Ton)	Effective Purchase Price (\$/Ton)
(a)	(b)	(c)	(d)	(e)	(f)	(g)	(h)	(i)	(j)	(k)	(l)
1	Powell Mountain Coal Company	08 , Va , 105	LTC	66,788		\$0.00		\$0.00			
2	Franklin Coal Sales	08 , Ky , 195	LTC	18,543		\$0.00		\$0.00			
3	Quaker Coal Company, Inc.	08 , Ky , 195	MTC	29,114		\$0.00		\$0.00			
4	Transfer Facility	N/A	LTC	183,612		\$0.00		N/A			

MONTHLY REPORT OF COST AND QUALITY OF COAL FOR ELECTRIC PLANTS
ORIGIN, TONNAGE, DELIVERED PRICE AND AS RECEIVED QUALITY

1. Report for: Mo. February 1999

2. Reporting Company: Florida Power Corporation

3. Plant Name: Crystal River 4 & 5

4. Name, Title and Telephone Number of Contact
Person Concerning Data Submitted on this Form
Delmar J. Clark Jr., Senior Financial Analyst - Regulatory
(727) 824-6616

5. Signature of Official Submitting Report


Delmar J. Clark Jr., Senior Financial Analyst - Regulatory

6. Date Completed: April 15, 1999

Line No.	Supplier Name	Mine Location	Shipping Point	Transportation Mode	Tons	Effective Purchase Price (\$/Ton)	Additional Shorthaul & Loading Charges (\$/Ton)	Rail Rate (\$/Ton)	Other Rail Charges (\$/Ton)	River Barge Rate (\$/Ton)	Trans-loading Rate (\$/Ton)	Ocean Barge Rate (\$/Ton)	Other Water Charges (\$/Ton)	Other Related Charges (\$/Ton)	Transportation Charges (\$/Ton)	F.O.B. Plant Price (\$/Ton)
(a)	(b)	(c)	(d)	(e)	(f)	(g)	(h)	(i)	(j)	(k)	(l)	(m)	(n)	(o)	(p)	(q)
1	Powell Mountain Coal Company	08 , Va , 105	Lee, Va	UR	66,788		N/A			N/A	N/A	N/A	\$0.00	\$0.00		\$51.51
2	Franklin Coal Sales	08 , Ky , 195	Pike, Ky	UR	18,543		N/A			N/A	N/A	N/A	\$0.00	\$0.00		\$43.84
3	Quaker Coal Company, Inc.	08 , Ky , 195	Pike, Ky	UR	29,114		N/A			N/A	N/A	N/A	\$0.00	\$0.00		\$42.84
4	Transfer Facility	N/A	Plaquemines Parrish, La	OB	183,612		N/A			N/A	N/A	N/A	\$0.00	\$0.00		\$50.44

**MONTHLY REPORT OF COST AND QUALITY OF COAL FOR ELECTRIC PLANTS
ORIGIN, TONNAGE, DELIVERED PRICE AND AS RECEIVED QUALITY**

1. Report for: Mo. February 1999

2. Reporting Company: Florida Power Corporation

3. Plant Name: Transfer Facility - IMT

4. Name, Title and Telephone Number of Contact

Person Concerning Data Submitted on this Form

Delmar J. Clark Jr., Senior Financial Analyst - Regulatory
(727) 824-6616

5. Signature of Official Submitting Report

Delmar J. Clark Jr., Senior Financial Analyst - Regulatory

6. Date Completed: April 15, 1999

Line No.	Supplier Name	Mine Location	Purchase Type	Transportation Mode	Tons	Effective Purchase Price (\$/Ton)	Total Transportation Cost (\$/Ton)	F.O.B. Plant Price (\$/Ton)	As Received Coal Quality			
									Percent Sulfur (%)	Btu Content (Btu/lb)	Percent Ash (%)	Percent Moisture (%)
(a)	(b)	(c)	(d)	(e)	(f)	(g)	(h)	(i)	(j)	(k)	(l)	(m)
1	A. T. Massey Coal Co.	08 , Wv , 5	LTC	TR&B	74,063			\$42.10	0.73	12,664	10.02	5.77
2	Pen Coal Company	08 , Ky , 71	LTC	B	14,887			\$44.64	0.66	12,287	9.95	7.45
3	Pen Coal Company	08 , Wv , 99	LTC	B	32,720			\$44.64	0.66	12,287	9.95	7.45
4	Kentucky May Coal Company	08 , Ky , 119	S	B	18,497			\$42.10	0.72	12,433	9.61	7.04
5	Kentucky Coal Terminal	08 , Ky , 119	S	B	1,706			\$41.20	0.73	12,220	9.61	8.90
6	Diamond May Coal Company	08 , Ky , 119	S	B	27,062			\$39.45	0.71	12,844	7.76	6.45
7	Emerald International Corporation	50 , Maricaibo Venezuela	S	GB	60,794			\$48.20	0.73	12,843	6.23	7.46

**MONTHLY REPORT OF COST AND QUALITY OF COAL FOR ELECTRIC PLANTS
ORIGIN, TONNAGE, DELIVERED PRICE AND AS RECEIVED QUALITY**

1. Report for: Mo. February 1999

2. Reporting Company: Florida Power Corporation

3. Plant Name: Transfer Facility - IMT

4. Name, Title and Telephone Number of Contact
Person Concerning Data Submitted on this Form
Delmar J. Clark Jr., Senior Financial Analyst - Regulatory
(727) 824-6616

5. Signature of Official Submitting Report


Delmar J. Clark Jr., Senior Financial Analyst - Regulatory

6. Date Completed: April 15, 1999

Line No.	Supplier Name	Mine Location	Purchase Type	Tons	F.O.B. Mine Price (\$/Ton)	Short Haul & Loading Charges (\$/Ton)	Original Invoice Price (\$/Ton)	Retro-active Price Increases (\$/Ton)	Base Price (\$/Ton)	Quality Adjustments (\$/Ton)	Effective Purchase Price (\$/Ton)
(a)	(b)	(c)	(d)	(e)	(f)	(g)	(h)	(i)	(j)	(k)	(l)
1	A. T. Massey Coal Co.	08 , Wv , 5	LTC	74,063		\$0.00		\$0.00			
2	Pen Coal Company	08 , Ky , 71	LTC	14,887		\$0.00		\$0.00			
3	Pen Coal Company	08 , Wv , 99	LTC	32,720		\$0.00		\$0.00			
4	Kentucky May Coal Company	08 , Ky , 119	S	18,497		\$0.00		\$0.00			
5	Kentucky Coal Terminal	08 , Ky , 119	S	1,706		\$0.00		\$0.00			
6	Diamond May Coal Company	08 , Ky , 119	S	27,062		\$0.00		\$0.00			
7	Emerald International Corporation	50 , Maricaoibo Venezuela	S	60,794		\$0.00		\$0.00			

