

# AUSLEY & MCMULLEN

ATTORNEYS AND COUNSELORS AT LAW

227 SOUTH CALHOUN STREET  
P.O. BOX 391 (ZIP 32302)  
TALLAHASSEE, FLORIDA 32301  
(850) 224-9115 FAX (850) 222-7560

RECEIVED-FPSC

99 MAY 14 PM 4:25

RECORDS AND  
REPORTING

May 14, 1999

HAND DELIVERED

Ms. Blanca S. Bayo, Director  
Division of Records and Reporting  
Florida Public Service Commission  
2540 Shumard Oak Boulevard  
Tallahassee, Florida 32399-0850

Re: Fuel and Purchased Power Cost Recovery Clause  
and Generating Performance Incentive Factor;  
FPSC Docket No. 990001-EI

Dear Ms. Bayo:

Enclosed for filing in the above-styled docket are the original and ten (10) copies of Tampa Electric Company's Forms 423-1, 423-1(a), 423-1(b), 423-2, 423-2(a), 423-2(b) and 423-2(c) for the month of March 1999. Portions of Forms 423-1(a), 423-2, 423-2(a) and 423-2(b) have been whited out to delete certain confidential proprietary business information which is the subject of a separate request for specified confidential treatment being simultaneously filed herewith.

Please acknowledge receipt and filing of the above by stamping the duplicate copy of this letter and returning same to this writer.

ACK

AFA *Handwritten*

APP \_\_\_\_\_

CAF \_\_\_\_\_

CMU \_\_\_\_\_

CTR \_\_\_\_\_

EAG *Bohman*

LEG 1

LIN 3 JDB/pp  
Enclosures

OPC \_\_\_\_\_

RCH cc: All Parties of Record (w/o encls.)

SEC 1

WAS \_\_\_\_\_

QTH \_\_\_\_\_

Thank you for your assistance in connection with this matter.

Sincerely,

*James D. Beasley*  
James D. Beasley

DOCUMENT NUMBER-DATE

06161 MAY 14 99

FPSC-RECORDS/REPORTING

MONTHLY REPORT OF COST AND QUALITY OF FUEL OIL FOR ELECTRIC PLANTS  
ORIGIN, VOLUME, DELIVERED PRICE AND AS RECEIVED QUALITY

1. Reporting Month: March Year: 1999  
2. Reporting Company: Tampa Electric Company

3. Name, Title & Telephone Number of Contact Person Concerning Data  
Submitted on this Form: Jeffrey Chronister, Director Financial Reporting  
(813) - 228 - 1609

4. Signature of Official Submitting Report:   
Phil L. Barringer, Assistant Controller

6. Date Completed: May 14, 1999

DOCUMENT NUMBER - DATE  
06161 MAY 14 99  
FPSC-RECORDS/REPORTING

Line No. (a)	Plant Name (b)	Supplier Name (c)	Shipping Point (d)	Purchase Type (e)	Delivery Location (f)	Delivery Date (g)	Type Oil (h)	Sulfur Content % (i)	BTU Content (BTU/Gal) (j)	Volume (Bbls) (k)	Delivered Price (\$/Bbl) (l)
1.	Gannon	Central	Tampa	MTC	Gannon	03/04/99	F02	*	*	739.74	\$15.3479
2.	Gannon	Central	Tampa	MTC	Gannon	03/05/99	F02	*	*	617.83	\$15.3481
3.	Gannon	Central	Tampa	MTC	Gannon	03/12/99	F02	*	*	177.19	\$15.9094
4.	Gannon	Central	Tampa	MTC	Gannon	03/17/99	F02	*	*	510.52	\$17.5727
5.	Gannon	Central	Tampa	MTC	Gannon	03/18/99	F02	*	*	843.83	\$17.5726
6.	Gannon	Central	Tampa	MTC	Gannon	03/19/99	F02	*	*	342.81	\$17.5725
7.	Gannon	Central	Tampa	MTC	Gannon	03/22/99	F02	*	*	120.23	\$18.3186
8.	Gannon	Central	Tampa	MTC	Gannon	03/25/99	F02	*	*	555.90	\$18.3211
9.	Gannon	Central	Tampa	MTC	Gannon	03/26/99	F02	*	*	519.00	\$18.3209
10.	Gannon	Central	Tampa	MTC	Gannon	03/29/99	F02	*	*	177.02	\$19.3401
11.	Gannon	Central	Tampa	MTC	Gannon	03/30/99	F02	*	*	176.62	\$19.3395
12.	Gannon	Central	Tampa	MTC	Gannon	03/31/99	F02	*	*	96.39	\$19.3235
13.	Big Bend	Central	Tampa	MTC	Big Bend	03/12/99	F02	*	*	176.90	\$15.9098
14.	Big Bend	Central	Tampa	MTC	Big Bend	03/17/99	F02	*	*	709.10	\$17.5724
15.	Big Bend	Central	Tampa	MTC	Big Bend	03/25/99	F02	*	*	176.86	\$18.3206
16.	Big Bend	Central	Tampa	MTC	Big Bend	03/29/99	F02	*	*	1,060.95	\$19.3397
17.	Big Bend	Central	Tampa	MTC	Big Bend	03/30/99	F02	*	*	707.71	\$19.3398
18.	Big Bend	Central	Tampa	MTC	Big Bend	03/31/99	F02	*	*	489.23	\$19.3390
19.	Polk	Coastal	Tampa	MTC	Polk	03/17/99	F02	*	*	893.61	\$19.9675
20.	Polk	Coastal	Tampa	MTC	Polk	03/18/99	F02	*	*	1,244.58	\$19.9673
21.	Polk	Coastal	Tampa	MTC	Polk	03/19/99	F02	*	*	1,085.84	\$20.3875
22.	Polk	Coastal	Tampa	MTC	Polk	03/20/99	F02	*	*	716.19	\$20.3873
23.	Polk	Coastal	Tampa	MTC	Polk	03/22/99	F02	*	*	355.64	\$21.1224
24.	Polk	Coastal	Tampa	MTC	Polk	03/23/99	F02	*	*	181.80	\$20.4921
25.	Polk	Coastal	Tampa	MTC	Polk	03/31/99	F02	*	*	720.80	\$21.8573

\* No analysis Taken

MONTHLY REPORT OF COST AND QUALITY OF FUEL OIL FOR ELECTRIC PLANTS  
ORIGIN, VOLUME, DELIVERED PRICE AND AS RECEIVED QUALITY

1. Reporting Month: March Year: 1999

2. Reporting Company: Tampa Electric Company

3. Name, Title & Telephone Number of Contact Person Concerning Data  
Submitted on this Form: Jeffrey Chronister, Director Financial Reporting  
(813) - 228 - 1609

4. Signature of Official Submitting Report: 

Phil L. Barringer, Assistant Controller

6. Date Completed: May 14, 1999

Line No. (a)	Plant Name (b)	Supplier Name (c)	Shipping Point (d)	Purchase Type (e)	Delivery Location (f)	Delivery Date (g)	Type Oil (h)	Sulfur Content % (i)	BTU Content (BTU/Gal) (j)	Volume (Bbls) (k)	Delivered Price (\$/Bbl) (l)
26.	Phillips	Central	Tampa	MTC	Phillips	03/15/99	F02	*	*	177.29	\$18.5700
27.	Phillips	Central	Tampa	MTC	Phillips	03/16/99	F02	*	*	177.05	\$18.5701
28.	Phillips	Coastal	Tampa	MTC	Phillips	03/29/99	F06	*	*	304.19	\$16.5600
29.	Phillips	Coastal	Tampa	MTC	Phillips	03/30/99	F06	*	*	298.46	\$16.5600
30.	Phillips	Coastal	Tampa	MTC	Phillips	03/31/99	F06	*	*	296.62	\$16.5605

\* No analysis taken.  
FPSC FORM 423-1 (2/87)

MONTHLY REPORT OF COST AND QUALITY OF FUEL OIL FOR ELECTRIC PLANTS  
 DETAIL OF INVOICE AND TRANSPORTATION CHARGES

1. Reporting Month: March Year: 1999

2. Reporting Company: Tampa Electric Company

3. Name, Title & Telephone Number of Contact Person Concerning Data  
 Submitted on this Form: Jeffrey Chronister, Director Financial Reporting  
 (813) - 228 - 1609

4. Signature of Official Submitting Report:

  
 Phil L. Barringer, Assistant Controller

6. Date Completed: May 14, 1999

Line No. (a)	Plant Name (b)	Supplier Name (c)	Delivery Location (d)	Delivery Date (e)	Type (f)	Volume (Bbls) (g)	Invoice Price (\$/Bbl) (h)	Invoice Amount \$ (i)	Discount \$ (j)	Net Amount \$ (k)	Net Price (\$/Bbl) (l)	Quality Adjust. (\$/Bbl) (m)	Effective Purchase Price (\$/Bbl) (n)	Transport to Terminal (\$/Bbl) (o)	Add'l Transport Charges (\$/Bbl) (p)	Other Charges (\$/Bbl) (q)	Delivered Price (\$/Bbl) (r)
1.	Gannon	Central	Gannon	03/04/99	F02	739.74									\$0.0000	\$0.0000	\$15.3479
2.	Gannon	Central	Gannon	03/05/99	F02	617.83									\$0.0000	\$0.0000	\$15.3481
3.	Gannon	Central	Gannon	03/12/99	F02	177.19									\$0.0000	\$0.0000	\$15.9094
4.	Gannon	Central	Gannon	03/17/99	F02	510.52									\$0.0000	\$0.0000	\$17.5727
5.	Gannon	Central	Gannon	03/18/99	F02	843.83									\$0.0000	\$0.0000	\$17.5726
6.	Gannon	Central	Gannon	03/19/99	F02	342.81									\$0.0000	\$0.0000	\$17.5725
7.	Gannon	Central	Gannon	03/22/99	F02	120.23									\$0.0000	\$0.0000	\$18.3186
8.	Gannon	Central	Gannon	03/25/99	F02	555.90									\$0.0000	\$0.0000	\$18.3211
9.	Gannon	Central	Gannon	03/26/99	F02	519.00									\$0.0000	\$0.0000	\$18.3209
10.	Gannon	Central	Gannon	03/29/99	F02	177.02									\$0.0000	\$0.0000	\$19.3401
11.	Gannon	Central	Gannon	03/30/99	F02	176.62									\$0.0000	\$0.0000	\$19.3395
12.	Gannon	Central	Gannon	03/31/99	F02	96.39									\$0.0000	\$0.0000	\$19.3235
13.	Big Bend	Central	Big Bend	03/12/99	F02	176.90									\$0.0000	\$0.0000	\$15.9098
14.	Big Bend	Central	Big Bend	03/17/99	F02	709.10									\$0.0000	\$0.0000	\$17.5724
15.	Big Bend	Central	Big Bend	03/25/99	F02	176.86									\$0.0000	\$0.0000	\$18.3206
16.	Big Bend	Central	Big Bend	03/29/99	F02	1,060.95									\$0.0000	\$0.0000	\$19.3397
17.	Big Bend	Central	Big Bend	03/30/99	F02	707.71									\$0.0000	\$0.0000	\$19.3398
18.	Big Bend	Central	Big Bend	03/31/99	F02	489.23									\$0.0000	\$0.0000	\$19.3390
19.	Polk	Coastal	Polk	03/17/99	F02	893.61									\$0.0000	\$0.0000	\$19.9675
20.	Polk	Coastal	Polk	03/18/99	F02	1,244.58									\$0.0000	\$0.0000	\$19.9673
21.	Polk	Coastal	Polk	03/19/99	F02	1,085.84									\$0.0000	\$0.0000	\$20.3875
22.	Polk	Coastal	Polk	03/20/99	F02	716.19									\$0.0000	\$0.0000	\$20.3873
23.	Polk	Coastal	Polk	03/22/99	F02	355.64									\$0.0000	\$0.0000	\$21.1224
24.	Polk	Coastal	Polk	03/23/99	F02	181.80									\$0.0000	\$0.0000	\$20.4921
25.	Polk	Coastal	Polk	03/31/99	F02	720.80									\$0.0000	\$0.0000	\$21.8573



MONTHLY REPORT OF COST AND QUALITY OF FUEL OIL FOR ELECTRIC PLANTS  
 DETAIL OF INVOICE AND TRANSPORTATION CHARGES

1. Reporting Month: March Year: 1999

2. Reporting Company: Tampa Electric Company

3. Name, Title & Telephone Number of Contact Person Concerning Data  
 Submitted on this Form: Jeffrey Chronister, Director Financial Reporting  
 (813) - 228 - 1609

4. Signature of Official Submitting Report:   
 Phil L. Barringer, Assistant Controller

6. Date Completed: May 14, 1999

Line No. (a)	Plant Name (b)	Supplier Name (c)	Delivery Location (d)	Delivery Date (e)	Type (f)	Volume (Bbls) (g)	Invoice Price (\$/Bbl) (h)	Invoice Amount \$ (i)	Discount \$ (j)	Net Amount \$ (k)	Net Price (\$/Bbl) (l)	Quality Adjust. (\$/Bbl) (m)	Effective Purchase Price (\$/Bbl) (n)	Transport to Terminal (\$/Bbl) (o)	Add'l Transport Charges (\$/Bbl) (p)	Other Charges (\$/Bbl) (q)	Delivered Price (\$/Bbl) (r)
26.	Phillips	Central	Tampa	MTC	Phillips	03/15/99									\$0.0000	\$0.0000	\$18.5700
27.	Phillips	Central	Tampa	MTC	Phillips	03/16/99									\$0.0000	\$0.0000	\$18.5701
28.	Phillips	Coastal	Tampa	MTC	Phillips	03/29/99									\$0.0000	\$0.0000	\$16.5600
29.	Phillips	Coastal	Tampa	MTC	Phillips	03/30/99									\$0.0000	\$0.0000	\$16.5600
30.	Phillips	Coastal	Tampa	MTC	Phillips	03/31/99									\$0.0000	\$0.0000	\$16.5605

MONTHLY REPORT OF COST AND QUALITY OF FUEL OIL FOR ELECTRIC PLANTS  
 REPORT OF ADJUSTMENTS TO PREVIOUS OIL DELIVERIES

1. Reporting Month: March Year: 1999

2. Reporting Company: Tampa Electric Company

3. Name, Title & Telephone Number of Contact Person Concerning Data  
 Submitted on this Form: Jeffrey Chronister, Director Financial Reporting  
 (813) - 228 - 1609

4. Signature of Official Submitting Report:   
 Phil L. Barringer, Assistant Controller

6. Date Completed: May 14, 1999

Line No. (a)	Month Reported (b)	Form Plant Name (c)	Supplier (d)	Original Line Number (e)	Old Volume (Bbls) (f)	Form No. (g)	Column Designator & Title (h)	Old Value (i)	New Value (j)	New Delivered Price (k)	Reason for Revision (l)
1.	NONE										
2.											
3.											
4.											
5.											
6.											
7.											
8.											
9.											
10.											
11.											
12.											
14.											
15.											

MONTHLY REPORT OF COST AND QUALITY OF COAL FOR ELECTRIC PLANTS  
ORIGIN, TONNAGE, DELIVERED PRICE AND AS RECEIVED QUALITY

1. Reporting Month: March Year: 1999

2. Reporting Company: Tampa Electric Company

3. Plant Name: Electro-Coal Transfer Facility - Big Bend Station (1)

4. Name, Title & Telephone Number of Contact Person Concerning Data  
Submitted on this Form: Jeffrey Chronister, Director Financial Reporting  
(813) - 228 - 1609

5. Signature of Official Submitting Form:   
Phil L. Barringer, Assistant Controller

6. Date Completed: May 14, 1999

Line No. (a)	Supplier Name (b)	Mine Location (c)	Purchase Type (d)	Transport Mode (e)	Tons (f)	Effective Purchase Price (\$/Ton) (g)	Total Transport Charges (\$/Ton) (h)	Delivered Price Transfer Facility (\$/Ton) (i)	As Received Coal Quality			
									Sulfur Content % (j)	BTU Content (BTU/lb) (k)	Ash Content % (l)	Moisture Content % (m)
1.	Zeigler Coal	10,IL,145,157	LTC	RB	91,517.00			\$44.189	3.10	11,022	9.50	12.72
2.	Peabody Development	10,IL,165	LTC	RB	42,794.00			\$36.750	1.77	12,485	7.12	8.87
3.	Peabody Development	9,KY,225	LTC	RB	51,252.00			\$27.580	2.92	11,539	9.21	11.39
4.	Peabody Development	9,KY,101	LTC	RB	23,701.80			\$28.870	2.50	11,135	8.12	14.37
5.	American Coal	10,IL,165	LTC	RB	76,878.00			\$31.680	0.97	12,137	6.22	11.55
6.	Peabody Development	N/A	S	RB	23,303.00			\$32.380	1.04	12,129	6.60	11.19

(1) As Electro-Coal Transfer Facility is a central storage site for coal prior to its delivery to the power plant, the coal from suppliers noted on this schedule is usually delivered to Big Bend Station but could ultimately be delivered to Gannon Station or Polk Station.

MONTHLY REPORT OF COST AND QUALITY OF COAL FOR ELECTRIC PLANTS  
 DETAILED PURCHASED COAL INVOICE INFORMATION

1. Reporting Month: March Year: 1999

2. Reporting Company: Tampa Electric Company

3. Plant Name: Electro-Coal Transfer Facility - Big Bend Station (1)

4. Name, Title & Telephone Number of Contact Person Concerning Data  
 Submitted on this Form: Jeffrey Chronister, Director Financial Reporting  
 (813) - 228 - 1609

5. Signature of Official Submitting Form:

  
 Phil L. Barringer, Assistant Controller

6. Date Completed: May 14, 1999

Line No.	Supplier Name	Mine Location	Purchase Type	Tons	F.O.B. (2) Mine Price (\$/Ton)	Shorthaul & Loading Charges (\$/Ton)	Original Invoice Price (\$/Ton)	Retro-active Price Adjustments (\$/Ton)	Base Price (\$/Ton)	Quality Adjustments (\$/Ton)	Effective Purchase Price (\$/Ton)
(a)	(b)	(c)	(d)	(e)	(f)	(g)	(h)	(i)	(j)	(k)	(l)
1.	Zeigler Coal	10,IL,145,157	LTC	91,517.00	N/A	\$0.00		\$0.000		\$0.000	
2.	Peabody Development	10,IL,165	LTC	42,794.00	N/A	\$0.00		\$0.000		\$0.000	
3.	Peabody Development	9,KY,225	LTC	51,252.00	N/A	\$0.00		\$0.000		\$0.000	
4.	Peabody Development	9,KY,101	LTC	23,701.80	N/A	\$0.00		\$0.000		\$0.000	
5.	American Coal	10,IL,165	LTC	76,878.00	N/A	\$0.00		\$0.000		\$0.000	
6.	Peabody Development	N/A	S	23,303.00	N/A	\$0.00		\$0.000		\$0.000	

(1) As Electro-Coal Transfer Facility is a central storage site for coal prior to its delivery to the power plant, the coal from suppliers noted on this schedule is usually delivered to Big Bend Station but could ultimately be delivered to Gannon Station or Polk station.

(2) Tampa Electric purchases coal F.O.B. shipping point or F.O.B. destination.

MONTHLY REPORT OF COST AND QUALITY OF COAL FOR ELECTRIC PLANTS  
 DETAIL OF TRANSPORTATION CHARGES

1. Reporting Month: March Year: 1999  
 2. Reporting Company: Tampa Electric Company  
 3. Plant Name: Electro-Coal Transfer Facility - Big Bend Station (1)

4. Name, Title & Telephone Number of Contact Person Concerning Data  
 Submitted on this Form: Jeffrey Chronister, Director Financial Reporting  
 (813) - 228 - 1609

5. Signature of Official Submitting Form:   
 Phil L. Barringer, Assistant Controller

6. Date Completed: May 14, 1999


Line No. (a)	Supplier Name (b)	Mine Location (c)	Shipping Point (d)	Transport Mode (e)	Tons (f)	(2) Effective Purchase Price (\$/Ton) (g)	Add'l Shorthaul & Loading Charges (\$/Ton) (h)	Rail Charges		Waterborne Charges					Total Transportation Charges (\$/Ton) (p)	Delivered Price Transfer Facility (\$/Ton) (q)	
								Rail Rate (\$/Ton) (i)	Other Rail Charges (\$/Ton) (j)	River Barge Rate (\$/Ton) (k)	Trans-loading Rate (\$/Ton) (l)	Ocean Barge Rate (\$/Ton) (m)	Other Water Charges (\$/Ton) (n)	Other Related Charges (\$/Ton) (o)			
1.	Zeigler Coal	10,IL,145,157	Randolph & Perry Cnty, IL	RB	91,517.00		\$0.000		\$0.000								\$44.189
2.	Peabody Development	10,IL,165	Saline Cnty, IL	RB	42,794.00		\$0.000		\$0.000								\$36.750
3.	Peabody Development	9,KY,225	Union Cnty, Ky	RB	51,252.00		\$0.000		\$0.000								\$27.580
4.	Peabody Development	9,KY,101	Henderson Cnty, Ky	RB	23,701.80		\$0.000		\$0.000								\$28.870
5.	American Coal	10,IL,165	Saline Cnty, IL	RB	76,878.00		\$0.000		\$0.000								\$31.680
6.	Peabody Development	N/A	N/A	RB	23,303.00		\$0.000		\$0.000								\$32.380

(1) As Electro-Coal Transfer Facility is a central storage site for coal prior to its delivery to the power plant, the coal from suppliers noted on this schedule is usually delivered to Big Bend Station but could ultimately be delivered to Gannon Station or Polk station.

(2) Tampa Electric purchases coal F.O.B. shipping point or F.O.B. destination.

MONTHLY REPORT OF COST AND QUALITY OF COAL FOR ELECTRIC PLANTS  
 ORIGIN, TONNAGE, DELIVERED PRICE AND AS RECEIVED QUALITY

1. Reporting Month: March Year: 1999  
 2. Reporting Company: Tampa Electric Company  
 3. Plant Name: Electro-Coal Transfer Facility - Gannon Station (1)

4. Name, Title & Telephone Number of Contact Person Concerning Data  
 Submitted on this Form: Jeffrey Chronister, Director Financial Reporting  
 (813) - 228 - 1609  
 5. Signature of Official Submitting Form:   
 Phil L. Barringer, Assistant Controller  
 6. Date Completed: May 14, 1999

Line No. (a)	Supplier Name (b)	Mine Location (c)	Purchase Type (d)	Transport Mode (e)	Tons (f)	Effective Purchase Price (\$/Ton) (g)	Total Transport Charges (\$/Ton) (h)	Delivered Price Transfer Facility (\$/Ton) (i)	As Received Coal Quality			
									Sulfur Content % (j)	BTU Content (BTU/lb) (k)	Ash Content % (l)	Moisture Content % (m)
1.	Sugar Camp	10,IL,059	LTC	RB	77,557.50			\$32.081	2.47	12697	8.37	7.41
2.	Jader Fuel Co	10,IL,165	LTC	RB	53,499.60			\$31.030	3.14	12894	9.54	5.28
3.	Peabody Development	19,WY,05	S	R&B	43,484.53			\$21.930	0.19	8779	4.51	27.51
4.	American Coal	10,IL,165	LTC	RB	25,468.00			\$31.680	0.97	12137	6.22	11.55
5.	Sugar Camp	10,IL,059	S	RB	17,125.60			\$30.240	3.09	12605	10.46	5.57


(1) As Electro-Coal Transfer Facility is a central storage site for coal prior to its delivery to the power plant, the coal from suppliers noted on this schedule is usually delivered to Gannon Station but could ultimately be delivered to Big Bend Station or Polk Station.

MONTHLY REPORT OF COST AND QUALITY OF COAL FOR ELECTRIC PLANTS  
 DETAILED PURCHASED COAL INVOICE INFORMATION

1. Reporting Month: March Year: 1999
2. Reporting Company: Tampa Electric Company
3. Plant Name: Electro-Coal Transfer Facility - Gannon Station (1)

4. Name, Title & Telephone Number of Contact Person Concerning Data  
 Submitted on this Form: Jeffrey Chronister, Director Financial Reporting  
 (813) - 228 - 1609

5. Signature of Official Submitting Form:

  
 Phil L. Barringer, Assistant Controller

6. Date Completed: May 14, 1999


Line No. (a)	Supplier Name (b)	Mine Location (c)	Purchase Type (d)	Tons (e)	F.O.B.(2) Mine Price (\$/Ton) (f)	Shorthaul & Loading Charges (\$/Ton) (g)	Original Invoice Price (\$/Ton) (h)	Retro-active Price Adjustments (\$/Ton) (i)	Base Price (\$/Ton) (j)	Quality Adjustments (\$/Ton) (k)	Effective Purchase Price (\$/Ton) (l)
1.	Sugar Camp	10,IL,059	LTC	77,557.50	N/A	\$0.000		(\$0.159)		\$0.000	
2.	Jader Fuel Co	10,IL,165	LTC	53,499.60	N/A	\$0.000		(\$0.150)		\$0.000	
3.	Peabody Development	19,WY,05	S	43,484.53	N/A	\$0.000		\$0.000		\$0.000	
4.	American Coal	10,IL,165	LTC	25,468.00	N/A	\$0.000		\$0.000		\$0.000	
5.	Sugar Camp	10,IL,059	S	17,125.60	N/A	\$0.000		\$0.000		\$0.000	

(1) As Electro-Coal Transfer Facility is a central storage site for coal prior to its delivery to the power plant, the coal from suppliers noted on this schedule is usually delivered to Gannon Station but could ultimately be delivered to Big Bend Station or Polk Station.

(2) Tampa Electric purchases coal F.O.B. shipping point or F.O.B. destination.

MONTHLY REPORT OF COST AND QUALITY OF COAL FOR ELECTRIC PLANTS  
 DETAIL OF TRANSPORTATION CHARGES

1. Reporting Month: March Year: 1999  
 2. Reporting Company: Tampa Electric Company  
 3. Plant Name: Electro-Coal Transfer Facility - Gannon Station (1)

4. Name, Title & Telephone Number of Contact Person Concerning Data  
 Submitted on this Form: Jeffrey Chronister, Director Financial Reporting  
 (813) - 228 - 1609  
 5. Signature of Official Submitting Form:   
 Phil L. Barringer, Assistant Controller  
 6. Date Completed: May 14, 1999

Line No. (a)	Supplier Name (b)	Mine Location (c)	Shipping Point (d)	Transport Mode (e)	Tons (f)	Rail Charges				Waterborne Charges				Total Transportation Charges (p)	Delivered Price Transfer Facility (q)
						(2) Effective Purchase Price (\$/Ton) (g)	Add'l Shorthaul & Loading Charges (\$/Ton) (h)	Rail Rate (\$/Ton) (i)	Other Rail Charges (\$/Ton) (j)	River Barge Rate (\$/Ton) (k)	Trans-loading Rate (\$/Ton) (l)	Ocean Barge Rate (\$/Ton) (m)	Other Water Charges (\$/Ton) (n)		
1.	Sugar Camp	10,IL,059	Gallatin Cnty, IL	RB	77,557.50		\$0.000		\$0.000						\$32.081
2.	Jader Fuel Co	10,IL,165	Saline Cnty, IL	RB	53,499.60		\$0.000		\$0.000						\$31.030
3.	Peabody Development	19,WY,05	Campbell Cnty, Wy	R&B	43,484.53		\$0.000		\$0.000						\$21.930
4.	American Coal	10,IL,165	Saline Cnty, IL	RB	25,468.00		\$0.000		\$0.000						\$31.680
5.	Sugar Camp	10,IL,059	Gallatin Cnty, IL	RB	17,125.60		\$0.000		\$0.000						\$30.240

(1) As Electro-Coal Transfer Facility is a central storage site for coal prior to its delivery to the power plant, the coal from suppliers noted on this schedule is usually delivered to Gannon Station but could ultimately be delivered to Big Bend Station or Polk Station.  
 (2) Tampa Electric purchases coal F.O.B. shipping point or F.O.B. destination.



MONTHLY REPORT OF COST AND QUALITY OF COAL FOR ELECTRIC PLANTS  
ORIGIN, TONNAGE, DELIVERED PRICE AND AS RECEIVED QUALITY

1. Reporting Month: March Year: 1999  
 2. Reporting Company: Tampa Electric Company  
 3. Plant Name: Electro-Coal Transfer Facility - Polk Station (1)

4. Name, Title & Telephone Number of Contact Person Concerning Data  
 Submitted on this Form: Jeffrey Chronister, Director Financial Reporting  
 (813) 228 - 1609

5. Signature of Official Submitting Form:   
 Phil L. Barringer, Assistant Controller

6. Date Completed: May 14, 1999

Line No. (a)	Supplier Name (b)	Mine Location (c)	Purchase Type (d)	Transport Mode (e)	Tons (f)	Effective Purchase Price (\$/Ton) (g)	Total Transport Charges (\$/Ton) (h)	Delivered Price Transfer Facility (\$/Ton) (i)	As Received Coal Quality			
									Sulfur Content % (j)	BTU Content (BTU/lb) (k)	Ash Content % (l)	Moisture Content % (m)
1.	Consolidation Coal	9,KY,225	S	RB	80,569.10			\$30.250	2.84	11,851	6.80	11.63

(1) As Electro-Coal Transfer Facility is a central storage site for coal prior to its delivery to the power plant, the coal from suppliers noted on this schedule is usually delivered to Polk Station but could ultimately be delivered to Big Bend Station or Gannon Station.

MONTHLY REPORT OF COST AND QUALITY OF COAL FOR ELECTRIC PLANTS  
 DETAILED PURCHASED COAL INVOICE INFORMATION

1. Reporting Month: March Year: 1999

2. Reporting Company: Tampa Electric Company

3. Plant Name: Electro-Coal Transfer Facility - Polk Station (1)

4. Name, Title & Telephone Number of Contact Person Concerning Data  
 Submitted on this Form: Jeffrey Chronister, Manager Financial Reporting  
 (813) - 228 - 1609

5. Signature of Official Submitting Form:



Phil L. Barringer, Assistant Controller

6. Date Completed: May 14, 1999

No. (a)	Line Supplier Name (b)	Mine Location (c)	Purchase Type (d)	Tons (e)	F.O.B.(2) Mine Price (\$/Ton) (f)	Shorthaul & Loading Charges (\$/Ton) (g)	Original Invoice Price (\$/Ton) (h)	Retro-	Base Price (\$/Ton) (j)	Quality Adjust- ments (\$/Ton) (k)	Effective Purchase Price (\$/Ton) (l)
								active Price Adjustments (\$/Ton) (i)			
1.	Consolidation Coal	9,KY,225	S	80,569.10	N/A	\$0.000		\$0.000		\$0.000	

(1) As Electro-Coal Transfer Facility is a central storage site for coal prior to its delivery to the power plant, the coal from suppliers noted on this schedule is usually delivered to Polk Station but could ultimately be delivered to Big Bend Station or Gannon Station.

MONTHLY REPORT OF COST AND QUALITY OF COAL FOR ELECTRIC PLANTS  
 DETAIL OF TRANSPORTATION CHARGES

- 1. Reporting Month: March Year: 1999
- 2. Reporting Company: Tampa Electric Company
- 3. Plant Name: Electro-Coal Transfer Facility - Polk Station (1)

4. Name, Title & Telephone Number of Contact Person Concerning Data  
 Submitted on this Form: Jeffrey Chronister, Director Financial Reporting  
 (813) 228 - 1609

5. Signature of Official Submitting Form: 

Phil L. Barringer, Assistant Controller

6. Date Completed: May 14, 1999

Line No. (a)	Supplier Name (b)	Mine Location (c)	Shipping Point (d)	Transport Mode (e)	Tons (f)	(2) Effective Purchase Price (\$/Ton) (g)	Add'l Shorthaul & Loading Charges (\$/Ton) (h)	Rail Charges		Waterborne Charges					Total Transportation Charges (\$/Ton) (p)	Delivered Price Transfer Facility (\$/Ton) (q)
								Rail Rate (\$/Ton) (i)	Other Rail Charges (\$/Ton) (j)	River Barge Rate (\$/Ton) (k)	Trans-loading Rate (\$/Ton) (l)	Ocean Barge Rate (\$/Ton) (m)	Other Water Charges (\$/Ton) (n)	Other Related Charges (\$/Ton) (o)		
1.	Consolidation Coal	9,KY,225	Union Cnty, KY	RB	80,569.10		\$0.000	\$0.000								\$30.250

(1) As Electro-Coal Transfer Facility is a central storage site for coal prior to its delivery to the power plant, the coal from suppliers noted on this schedule is usually delivered to Polk Station but could ultimately be delivered to Big Bend Station or Gannon Station.

MONTHLY REPORT OF COST AND QUALITY OF COAL FOR ELECTRIC PLANTS  
ORIGIN, TONNAGE, DELIVERED PRICE AND AS RECEIVED QUALITY

1. Reporting Month: March Year: 1999

2. Reporting Company: Tampa Electric Company

3. Plant Name: Big Bend Station

4. Name, Title & Telephone Number of Contact Person Concerning Data  
Submitted on this Form: Jeffrey Chronister, Director Financial Reporting  
(813) - 228 - 1609

5. Signature of Official Submitting Form: \_\_\_\_\_



Phil L. Barringer, Assistant Controller

6. Date Completed: May 14, 1999

Line No. (a)	Supplier Name (b)	Mine Location (c)	Purchase Type (d)	Transport Mode (e)	Tons (f)	Effective Purchase Price (\$/Ton) (g)	Total Transport Charges (\$/Ton) (h)	FOB Plant Price (\$/Ton) (i)	Sulfur Content % (j)	BTU Content (BTU/lb) (k)	Ash Content % (l)	Moisture Content % (m)
1.	Transfer Facility	N/A	N/A	OB	226,252.00			\$43.992	2.21	11,694	7.76	11.58

MONTHLY REPORT OF COST AND QUALITY OF COAL FOR ELECTRIC PLANTS  
 DETAILED PURCHASED COAL INVOICE INFORMATION

1. Reporting Month: March Year: 1999

2. Reporting Company: Tampa Electric Company

3. Plant Name: Big Bend Station

4. Name, Title & Telephone Number of Contact Person Concerning Data  
 Submitted on this Form: Jeffrey Chronister, Director Financial Reporting  
 (813) - 228 - 1609

5. Signature of Official Submitting Form: \_\_\_\_\_

  
 Phil L. Barringer, Assistant Controller

6. Date Completed: May 14, 1999

Line No. (a)	Supplier Name (b)	Mine Location (c)	Purchase Type (d)	Tons (e)	F.O.B. Mine Price (\$/Ton) (f)	Shorthaul & Loading Charges (\$/Ton) (g)	Original Invoice Price (\$/Ton) (h)	active Price Adjustments (\$/Ton) (i)	Base Price (\$/Ton) (j)	Quality Adjustments (\$/Ton) (k)	Effective Purchase Price (\$/Ton) (l)
1.	Transfer Facility	N/A	N/A	226,252.00	N/A	\$0.000		\$0.000		\$0.000	

MONTHLY REPORT OF COST AND QUALITY OF COAL FOR ELECTRIC PLANTS  
 DETAIL OF TRANSPORTATION CHARGES

1. Reporting Month: March Year: 1999

2. Reporting Company: Tampa Electric Company

3. Plant Name: Big Bend Station

4. Name, Title & Telephone Number of Contact Person Concerning Data  
 Submitted on this Form: Jeffrey Chronister, Director Financial Reporting  
 (813) - 228 - 1609

5. Signature of Official Submitting Form: \_\_\_\_\_



Phil L. Barringer, Assistant Controller

6. Date Completed: May 14, 1999

Line No. (a)	Supplier Name (b)	Mine Location (c)	Shipping Point (d)	Transport Mode (e)	Tons (f)	Effective Purchase Price (\$/Ton) (g)	Add'l Shorthaul & Loading Charges (\$/Ton) (h)	-----							Total Transportation Charges (\$/Ton) (p)	FOB Plant Price (\$/Ton) (q)	
								Rail Rate (\$/Ton) (i)	Other Rail Charges (\$/Ton) (j)	River Barge Rate (\$/Ton) (k)	Trans-loading Rate (\$/Ton) (l)	Ocean Barge Rate (\$/Ton) (m)	Other Water Charges (\$/Ton) (n)	Other Related Charges (\$/Ton) (o)			
1.	Transfer Facility	N/A	Davant, La.	OB	226,252.00		\$0.000		\$0.000								\$43.992


MONTHLY REPORT OF COST AND QUALITY OF COAL FOR ELECTRIC PLANTS  
ORIGIN, TONNAGE, DELIVERED PRICE AND AS RECEIVED QUALITY

1. Reporting Month: March Year: 1999

2. Reporting Company: Tampa Electric Company

3. Plant Name: Gannon Station

4. Name, Title & Telephone Number of Contact Person Concerning Data  
Submitted on this Form: Jeffrey Chronister, Director Financial Reporting  
(813) - 228 - 1609

5. Signature of Official Submitting Form:   
Phil L. Barringer, Assistant Controller

6. Date Completed: May 14, 1999

Line No. (a)	Supplier Name (b)	Mine Location (c)	Purchase Type (d)	Transport Mode (e)	Tons (f)	Effective Purchase Price (\$/Ton) (g)	Total Transport Charges (\$/Ton) (h)	FOB Plant Price (\$/Ton) (i)	As Received Coal Quality			
									Sulfur Content % (j)	BTU Content (BTU/lb) (k)	Ash Content % (l)	Moisture Content % (m)
1.	Transfer Facility	N/A	N/A	OB	186,394.00			\$36.760	0.90	10,502	6.64	19.13
2.	Gatliff Coal	8,KY,195	LTC	UR	19,276.00			\$63.720	1.30	12,939	8.30	5.95
3.	Gatliff Coal	8,KY,235	LTC	UR	20,095.00			\$63.720	1.24	12,345	9.04	8.57

MONTHLY REPORT OF COST AND QUALITY OF COAL FOR ELECTRIC PLANTS  
 DETAILED PURCHASED COAL INVOICE INFORMATION

- 1. Reporting Month: March Year: 1999
- 2. Reporting Company: Tampa Electric Company
- 3. Plant Name: Gannon Station

4. Name, Title & Telephone Number of Contact Person Concerning Data  
 Submitted on this Form: Jeffrey Chronister, Director Financial Reporting  
 (813) - 228 - 1609

5. Signature of Official Submitting Form:

  
 Phil L. Barringer, Assistant Controller

6. Date Completed: May 14, 1999

Line No. (a)	Supplier Name (b)	Mine Location (c)	Purchase Type (d)	Tons (e)	F.O.B. Mine Price (\$/Ton) (f)	Shorthaul & Loading Charges (\$/Ton) (g)	Original Invoice Price (\$/Ton) (h)	Retro-active Price Adjustments (\$/Ton) (i)	Base Price (\$/Ton) (j)	Quality Adjustments (\$/Ton) (k)	Effective Purchase Price (\$/Ton) (l)
1.	Transfer Facility	N/A	N/A	186,394.00	N/A	\$0.000		\$0.000		\$0.000	
2.	Gatliff Coal	8,KY,195	LTC	19,276.00	N/A	\$0.000		\$0.000		\$0.000	
3.	Gatliff Coal	8,KY,235	LTC	20,095.00	N/A	\$0.000		\$0.000		\$0.000	



MONTHLY REPORT OF COST AND QUALITY OF COAL FOR ELECTRIC PLANTS  
 DETAIL OF TRANSPORTATION CHARGES

1. Reporting Month: March Year: 1999

2. Reporting Company: Tampa Electric Company

3. Plant Name: Gannon Station

4. Name, Title & Telephone Number of Contact Person Concerning Data  
 Submitted on this Form: Jeffrey Chronister, Director Financial Reporting  
 (813) - 228 - 1609

5. Signature of Official Submitting Form: \_\_\_\_\_



Phil L. Barringer, Assistant Controller

6. Date Completed: May 14, 1999

Line No. (a)	Supplier Name (b)	Mine Location (c)	Shipping Point (d)	Transport Mode (e)	Tons (f)	Rail Charges		Waterborne Charges					Total Transportation Charges (p)	FOB Plant Price (q)	
						Effective Purchase Price (\$/Ton) (g)	Add'l Shorthaul & Loading Charges (\$/Ton) (h)	Rail Rate (\$/Ton) (i)	Other Rail Charges (\$/Ton) (j)	River Barge Rate (\$/Ton) (k)	Trans-loading Rate (\$/Ton) (l)	Ocean Barge Rate (\$/Ton) (m)			Other Water Charges (\$/Ton) (n)
1.	Transfer Facility	N/A	Davant, La.	OB	186,394.00		\$0.000	\$0.000							\$36.760
2.	Gatliff Coal	8,KY,195	Pike Cnty, KY	UR	19,276.00		\$0.000	\$0.000							\$63.720
3.	Gatliff Coal	8,KY,235	Whitley Cnty, KY	UR	20,095.00		\$0.000	\$0.000							\$63.720

MONTHLY REPORT OF COST AND QUALITY OF COAL FOR ELECTRIC PLANTS  
ORIGIN, TONNAGE, DELIVERED PRICE AND AS RECEIVED QUALITY

- 1. Reporting Month: March Year: 1999
- 2. Reporting Company: Tampa Electric Company
- 3. Plant Name: Polk Station

4. Name, Title & Telephone Number of Contact Person Concerning Data  
Submitted on this Form: Jeffrey Chronister, Director Financial Reporting  
(813) 228 - 1609

5. Signature of Official Submitting Form:   
Phil L. Barringer, Assistant Controller

6. Date Completed: May 14, 1999

Line No. (a)	Supplier Name (b)	Mine Location (c)	Purchase Type (d)	Transport Mode (e)	Tons (f)	Effective Purchase Price (\$/Ton) (g)	Total Transport Charges (\$/Ton) (h)	FOB Plant Price (\$/Ton) (i)	As Received Coal Quality			
									Sulfur Content % (j)	BTU Content (BTU/lb) (k)	Ash Content % (l)	Moisture Content % (m)
1.	Transfer facility	N/A	N/A	OB	59,464.00			42.615	2.06	11,410	5.68	13.77

MONTHLY REPORT OF COST AND QUALITY OF COAL FOR ELECTRIC PLANTS  
 DETAILED PURCHASED COAL INVOICE INFORMATION

- 1. Reporting Month: March Year: 1999
- 2. Reporting Company: Tampa Electric Company
- 3. Plant Name: Polk Station

4. Name, Title & Telephone Number of Contact Person Concerning Data  
 Submitted on this Form: Jeffrey Chronister, Director Financial Reporting  
 (813) 228 - 1609

5. Signature of Official Submitting Form: \_\_\_\_\_



Phil L. Barringer, Assistant Controller

6. Date Completed: May 14, 1999

Line No. (a)	Supplier Name (b)	Mine Location (c)	Purchase Type (d)	Tons (e)	F.O.B. Mine Price (\$/Ton) (f)	Shorthaul & Loading Charges (\$/Ton) (g)	Original Invoice Price (\$/Ton) (h)	Retro-active Price Adjustments (\$/Ton) (i)	Base Price (\$/Ton) (j)	Quality Adjustments (\$/Ton) (k)	Effective Purchase Price (\$/Ton) (l)
1.	Transfer facility	N/A	N/A	59,464.00	N/A	0.000		0.000		0.000	

MONTHLY REPORT OF COST AND QUALITY OF COAL FOR ELECTRIC PLANTS  
 DETAIL OF TRANSPORTATION CHARGES

- 1. Reporting Month: March Year: 1999
- 2. Reporting Company: Tampa Electric Company
- 3. Plant Name: Polk Station

4. Name, Title & Telephone Number of Contact Person Concerning Data  
 Submitted on this Form: Jeffrey Chronister, Director Financial Reporting  
 (813) 228 - 1609

5. Signature of Official Submitting Form:

  
 Phil L. Barringer, Assistant Controller

6. Date Completed: May 14, 1999

Line No. (a)	Supplier Name (b)	Mine Location (c)	Shipping Point (d)	Transport Mode (e)	Tons (f)	Effective Purchase Price (\$/Ton) (g)	Add'l Shorthaul & Loading Charges (\$/Ton) (h)	Rail Charges		Waterborne Charges				Total Transportation Charges (\$/Ton) (p)	FOB Plant Price (\$/Ton) (q)
								Rail Rate (\$/Ton) (i)	Other Rail Charges (\$/Ton) (j)	River Barge Rate (\$/Ton) (k)	Trans-loading Rate (\$/Ton) (l)	Ocean Barge Rate (\$/Ton) (m)	Other Water Charges (\$/Ton) (n)		
1.	Transfer facility	N/A	Davant, La.	OB	59,464.00		\$0.000		\$0.000						\$42.615

