



May 28, 1999

ORIGINAL

VIA HAND DELIVERY

Ms. Blanca S. Bayò
Director
Division of Records and Reporting
Florida Public Service Commission
2540 Shumard Oak Boulevard, Room 110
Tallahassee, FL 32399-0850

990693-EI

**Re: Florida Power & Light Company's Request
for Confidential Classification of
Annual Status Report for 1998 Filed
Pursuant to FAC 25-6.0436(9)**

Dear Ms. Bayò:

I enclose and hand you herewith for filing in the above-referenced matter, the original and two (2) copies of Florida Power & Light Company's ("FPL") Request for Confidential Classification. The original includes Exhibits A, B, C, and D. The two copies include only Exhibits B, C, and D.

Exhibit A contains the confidential information that is the subject of FPL's Request for Confidential Classification. Exhibit A is submitted for filing in a separate, sealed folder or carton marked "ATTACHMENT A - CONFIDENTIAL." Exhibit B is an edited version of Exhibit A, in which the information FPL asserts is confidential has been blocked out. Exhibit C contains FPL's justification for its request for confidential classification. Exhibit D contains an affidavit in support of FPL's Request for Confidential Classification. Also included herewith is a computer diskette containing FPL's Request and Exhibit C in Word Perfect 6/7/8 for Windows.

Pursuant to Rule 25-22.006(3)(d), FPL requests confidential treatment of the documents in Exhibit A pending disposition of FPL's Request for Confidential Classification.

Request + B, C, D
DOCUMENT NUMBER-DATE
06678 MAY 28 88
FPSC-RECORDS/REPORTING


Confidential
DOCUMENT NUMBER-DATE
06679 MAY 28 88
FPSC-RECORDS/REPORTING

Ms. Blanca S. Bayò
Director of Records and Reporting
Florida Public Service Commission
May 28, 1999
Page 2

Please do not hesitate to contact me should you or your Staff have any questions regarding this filing.

Thanking you for your attention to this matter, I remain,

Sincerely,



R. Wade Litchfield

RWL/lj
Enclosures

**BEFORE THE
FLORIDA PUBLIC SERVICE COMMISSION**

ORIGINAL

In the Matter of Florida Power & Light)	Docket No. _____
Company's Request for Confidential)	
Classification of Certain Information)	FILED: May 28, 1999
Provided in Connection with its Annual)	
Status Report for the year ended 1998)	

**REQUEST FOR CONFIDENTIAL CLASSIFICATION
OF CERTAIN INFORMATION PROVIDED
PURSUANT TO FAC 25-6.0436(9)**

NOW, BEFORE THIS COMMISSION, through undersigned counsel, comes Florida Power & Light Company ("FPL") and, pursuant to section 25-22.006 of the Florida Administrative Code and section 366.093 of the Florida Statutes, hereby requests confidential classification of certain information provided to the Florida Public Service Commission ("FPSC" or "Commission") in connection with FPL's Annual Status Report for the year ended 1998, submitted pursuant to Section 25-6.0436(9) of the Florida Administrative Code .

In support of its Request, FPL states as follows:

1. Petitioner's principal business address is as follows:

Florida Power & Light Company
P.O. Box 029100
Miami, Florida 33102-9100

DOCUMENT NUMBER-DATE
06678 MAY 28 99
FPSC-RECORDS/REPORTING

Orders, notices, or other pleadings related to this request should be served on:

William G. Walker, III
Vice President
Florida Power & Light Company
215 South Monroe Street, Ste. 810
Tallahassee, FL 32301-1859
Telephone: (850) 224-7595
Telecopier: (850) 224-7197

R. Wade Litchfield
Senior Attorney
Florida Power & Light Company
700 Universe Boulevard
Juno Beach, Florida 33408-0420
Telephone: (561) 691-7101
Telecopier: (561) 691-7103

2. Pursuant to Section 25-6.0436(9) of the Florida Administrative Code, FPL is required to submit its Annual Status Report for the year ended 1998 (the "Report"). FPL considers certain information within the Report to be proprietary confidential business information within the meaning of section 366.093 of the Florida Statutes. Therefore, FPL submits the Report in its entirety as Exhibit A to this Request and hereby requests confidential classification for the information identified in Exhibit C as confidential and highlighted in Exhibit A.

3. The following exhibits are included herewith and made a part hereof:
- a. Exhibit A consists of all documents for which FPL seeks confidential treatment, whether in whole or in part. All information in Exhibit A that FPL asserts is entitled to confidential treatment has been highlighted. Exhibit A is submitted separately in a sealed folder or carton marked "CONFIDENTIAL."
 - b. Exhibit B is an edited version of Exhibit A. All information that FPL asserts is entitled to confidential treatment has been blocked out in Exhibit B.
 - c. Exhibit C is a table containing a line-by-line and page-by-page identification of the information for which confidential treatment is sought, and, with regard to each document or portions thereof,

references to the specific statutory basis or bases for the claim of confidentiality and to the affidavits in support of the requested classification. Exhibit C is sometimes referred to hereinafter as the "Justification Table."

d. Exhibit D is the affidavit of Donald L. Babka.

4. FPL seeks confidential protection for the information highlighted in Exhibit A.

The statutory bases for FPL's assertion of confidentiality with regard to each document or portion thereof are set forth in the Justification Table under the column titled "FLORIDA STATUTE 366.093(3)." The letters (a) through (f) refer to subsections of section 366.093(3), as applicable. Support for FPL's Request for Confidential Classification of the referenced material is provided through the affidavit of Donald L. Babka, included herewith as Exhibit D.

5. FPL submits that the information highlighted in Exhibit A is proprietary confidential business information within the meaning of section 366.093(3). As Mr. Babka's affidavit indicates, the highlighted information consists of detailed cost data by individual plants and by plant accounts, as well as individual plant refurbishment history. Such information would be valuable to competitors of FPL in identifying key facts or elements of or pertaining to FPL's business plans or strategies. In addition, such information, when considered with other cost data for which confidential treatment is being sought or which may be publicly available, would provide competitors an unfair advantage in assessing or projecting FPL's costs or cost structure.


6. Pursuant to section 366.093, such materials are entitled to confidential treatment and are exempt from the disclosure provisions of the public records law. Thus, once the

Commission determines that the information in question is proprietary confidential business information, the Commission is not required to engage in any further analysis or review such as weighing the harm of disclosure against the public interest in access to the information.

7. Upon a finding by the Commission that the material in Exhibit A for which FPL seeks confidential treatment is "proprietary confidential business information", pursuant to section 366.093(4) such materials should not be declassified for a period of at least eighteen (18) months and should be returned to FPL as soon as the information is no longer necessary for the Commission to conduct its business.

WHEREFORE, for the above and foregoing reasons, as more fully set forth in the supporting materials and affidavits included herewith, Florida Power & Light Company respectfully requests that its Request for Confidential Classification be granted.

Respectfully submitted,



A handwritten signature in black ink, appearing to read "R. Wade Litchfield", is written over a horizontal line.

R. Wade Litchfield
Senior Attorney
700 Universe Boulevard
Juno Beach, FL 33408-0420
(561) 691-7101

Authorized House Counsel for
Florida Power & Light Company

**BEFORE THE
FLORIDA PUBLIC SERVICE COMMISSION**

**In the Matter of Florida Power & Light)
Company's Request for Confidential)
Classification of Certain Information)
Provided in Connection with its Annual)
Status Report for the year ended 1998)**

FILED: May 28, 1999

Exhibit B

REDACTED DOCUMENTS

FLORIDA POWER & LIGHT COMPANY
Schedule I - Plant in Service As Of 12/31/98

PI&L Account	Account Description	Beginning Balance (a)	Additions (b)	Retirements (c)	Transfers (d)	End Of Year Balance (e)=(a)+(b)-(c)+(d)	Exclusions (f)	End Of Year (Adjusted) (g)=(e)-(f)	Approved Depr Rate
Cape Canaveral Common									
311.0	Structures & Improvements	\$16,963,498.19							
312.0	Boiler Plant Equipment	808,303.17							
314.0	Turbogenerator Units	258,247.86							4.9%
315.0	Accessory Electric Equipment	404,893.56							8.5%
316.0	Miscellaneous Power Plant Equipment	436,898.78							3.8%
	Subtotal Depreciable	\$12,868,437.56							5.1%
316.3	Misc. Power Plant Equip. - 3-Year Amort	\$348,160.25							5.2%
316.5	Misc. Power Plant Equip. - 5-Year Amort	478,008.13							
316.7	Misc. Power Plant Equip. - 7-Year Amort	599,594.05							3 Yr Amort
	Subtotal Amortizable	\$1,424,362.43							5 Yr Amort
	Total Cape Canaveral Common	\$14,062,800.01							7 Yr Amort
Cape Canaveral Unit 1									
311.0	Structures & Improvements	\$1,304,526.24							
312.0	Boiler Plant Equipment	\$3,182,034.86							
314.0	Turbogenerator Units	18,547,335.29							2.9%
315.0	Accessory Electric Equipment	3,857,265.46							8.8%
316.0	Miscellaneous Power Plant Equipment	416,777.06							8.6%
	Subtotal Depreciable	\$77,347,938.90							8.9%
316.3	Misc. Power Plant Equip. - 3-Year Amort	\$0.00							3.8%
316.5	Misc. Power Plant Equip. - 5-Year Amort	0.00							
316.7	Misc. Power Plant Equip. - 7-Year Amort	0.00							3 Yr Amort
	Subtotal Amortizable	\$0.00							5 Yr Amort
	Total Cape Canaveral Unit 1	\$77,347,938.90							7 Yr Amort
Cape Canaveral Unit 2									
311.0	Structures & Improvements	\$1,558,258.80							
312.0	Boiler Plant Equipment	48,223,872.15							
314.0	Turbogenerator Units	10,926,482.78							3.0%
315.0	Accessory Electric Equipment	4,870,485.43							8.3%
316.0	Miscellaneous Power Plant Equipment	458,051.83							3.3%
	Subtotal Depreciable	\$64,034,920.99							4.8%
316.3	Misc. Power Plant Equip. - 3-Year Amort	\$0.00							3.6%
316.5	Misc. Power Plant Equip. - 5-Year Amort	0.00							
316.7	Misc. Power Plant Equip. - 7-Year Amort	0.00							3 Yr Amort
	Subtotal Amortizable	\$0.00							5 Yr Amort
	Total Cape Canaveral Unit 2	\$64,034,920.99							7 Yr Amort
Cape Canaveral Site									
311.0	Structures & Improvements	\$13,825,281.23							
312.0	Boiler Plant Equipment	100,912,010.18							
314.0	Turbogenerator Units	28,772,065.93							
315.0	Accessory Electric Equipment	9,132,414.48							
316.0	Miscellaneous Power Plant Equipment	1,309,525.87							
	Subtotal Depreciable	\$154,051,297.77							
316.3	Misc. Power Plant Equip. - 3-Year Amort	\$348,160.25							
316.5	Misc. Power Plant Equip. - 5-Year Amort	478,008.13							
316.7	Misc. Power Plant Equip. - 7-Year Amort	599,594.05							
	Subtotal Amortizable	\$1,424,362.43							
	Total Cape Canaveral Site	\$155,475,659.90							

FLORIDA POWER & LIGHT COMPANY
Schedule I - Plant In Service As Of 12/31/98

Plant Account	Account Description	Beginning Balance (a)	Additions (b)	Retirements (c)	Transfers (d)	End Of Year Balance (e)=(a)+(b)-(c)+(d)	Exclusions (f)	End Of Year (Adjusted) (g)=(e)-(f)	Approved Depr Rate
Cutler Common									
311.0	Structures & Improvements	\$6,212,173.48							5.2%
312.0	Boiler Plant Equipment	668,352.86							4.5%
314.0	Turbogenerator Units	1,192,545.54							7.0%
315.0	Accessory Electric Equipment	894,257.25							8.5%
316.0	Miscellaneous Power Plant Equipment	608,924.30							6.8%
	Subtotal Depreciable	\$8,576,253.43							
316.3	Misc. Power Plant Equip. - 3-Year Amort	\$75,092.78							3 Yr Amort
316.5	Misc. Power Plant Equip. - 5-Year Amort	234,703.42							5 Yr Amort
316.7	Misc. Power Plant Equip. - 7-Year Amort	189,322.73							7 Yr Amort
	Subtotal Amortizable	\$499,118.93							
	Total Cutler Common	\$10,075,372.36							
Cutler Unit 5									
311.0	Structures & Improvements	\$423,704.99							3.5%
312.0	Boiler Plant Equipment	5,343,343.22							5.0%
314.0	Turbogenerator Units	5,256,053.81							5.1%
315.0	Accessory Electric Equipment	2,290,441.27							5.7%
316.0	Miscellaneous Power Plant Equipment	139,458.74							6.1%
	Subtotal Depreciable	\$13,453,002.83							
316.3	Misc. Power Plant Equip. - 3-Year Amort	\$0.00							3 Yr Amort
316.5	Misc. Power Plant Equip. - 5-Year Amort	0.00							5 Yr Amort
316.7	Misc. Power Plant Equip. - 7-Year Amort	0.00							7 Yr Amort
	Subtotal Amortizable	\$0.00							
	Total Cutler Unit 5	\$13,453,002.83							
Cutler Unit 6									
311.0	Structures & Improvements	\$406,158.80							2.7%
312.0	Boiler Plant Equipment	10,421,500.51							5.1%
314.0	Turbogenerator Units	8,183,988.19							4.3%
315.0	Accessory Electric Equipment	3,035,800.24							5.4%
316.0	Miscellaneous Power Plant Equipment	151,794.53							5.7%
	Subtotal Depreciable	\$22,199,240.27							
316.3	Misc. Power Plant Equip. - 3-Year Amort	\$0.00							3 Yr Amort
316.5	Misc. Power Plant Equip. - 5-Year Amort	0.00							5 Yr Amort
316.7	Misc. Power Plant Equip. - 7-Year Amort	0.00							7 Yr Amort
	Subtotal Amortizable	\$0.00							
	Total Cutler Unit 6	\$22,199,240.27							
Cutler Site									
311.0	Structures & Improvements	\$7,042,035.27							
312.0	Boiler Plant Equipment	16,433,196.59							
314.0	Turbogenerator Units	14,832,587.34							
315.0	Accessory Electric Equipment	6,220,498.78							
316.0	Miscellaneous Power Plant Equipment	900,178.57							
	Subtotal Depreciable	\$45,228,496.55							
316.3	Misc. Power Plant Equip. - 3-Year Amort	\$75,092.78							
316.5	Misc. Power Plant Equip. - 5-Year Amort	234,703.42							
316.7	Misc. Power Plant Equip. - 7-Year Amort	189,322.73							
	Subtotal Amortizable	\$499,118.93							
	Total Cutler Site	\$45,727,615.48							

FLORIDA POWER & LIGHT COMPANY
Schedule I - Plant In Service As Of 12/31/98

Plant Account	Account Description	Beginning Balance (a)	Additions (b)	Retirements (c)	Transfers (d)	End Of Year Balance (e)=(a)+(b)-(c)+(d)	Exclusions (f)	End Of Year (Adjusted) (g)=(e)-(f)	Approved Depr Rate
Ft Myers Common (Remaining)									
311.0	Structures & Improvements	\$13,293,267.60							3.1%
312.0	Boiler Plant Equipment	786,373.13							
314.0	Turbogenerator Units	88,453.58							3.4%
315.0	Accessory Electric Equipment	748,077.89							4.8%
316.0	Miscellaneous Power Plant Equipment	886,411.83							5.9%
	Subtotal Depreciable	\$15,560,563.83							
316.3	Misc. Power Plant Equip. - 3-Year Amort	\$155,800.86							3 Yr Amort
316.5	Misc. Power Plant Equip. - 5-Year Amort	397,875.84							5 Yr Amort
316.7	Misc. Power Plant Equip. - 7-Year Amort	302,678.13							7 Yr Amort
	Subtotal Amortizable	\$856,154.43							
	Total Ft Myers Common (Remaining)	\$16,436,738.26							
Ft Myers Unit 1 (Remaining)									
311.0	Structures & Improvements	\$893,946.40							1.7%
312.0	Boiler Plant Equipment	9,434,408.38							2.3%
314.0	Turbogenerator Units	6,336,053.03							2.5%
315.0	Accessory Electric Equipment	1,557,476.38							3.8%
316.0	Miscellaneous Power Plant Equipment	221,476.37							
	Subtotal Depreciable	\$18,243,364.56							
316.3	Misc. Power Plant Equip. - 3-Year Amort	\$0.00							3 Yr Amort
316.5	Misc. Power Plant Equip. - 5-Year Amort	0.00							5 Yr Amort
316.7	Misc. Power Plant Equip. - 7-Year Amort	0.00							7 Yr Amort
	Subtotal Amortizable	\$0.00							
	Total Ft Myers Unit 1 (Remaining)	\$18,243,364.56							
Ft Myers Unit 2 (Remaining)									
311.0	Structures & Improvements	\$1,744,328.51							2.1%
312.0	Boiler Plant Equipment	25,051,740.73							3.8%
314.0	Turbogenerator Units	16,461,753.14							3.5%
315.0	Accessory Electric Equipment	3,069,245.58							3.3%
316.0	Miscellaneous Power Plant Equipment	250,879.87							3.3%
	Subtotal Depreciable	\$46,807,947.83							
316.3	Misc. Power Plant Equip. - 3-Year Amort	\$0.00							3 Yr Amort
316.5	Misc. Power Plant Equip. - 5-Year Amort	0.00							5 Yr Amort
316.7	Misc. Power Plant Equip. - 7-Year Amort	0.00							7 Yr Amort
	Subtotal Amortizable	\$0.00							
	Total Ft Myers Unit 2 (Remaining)	\$46,807,947.83							
Ft Myers Site (Remaining)									
311.0	Structures & Improvements	\$15,731,542.51							
312.0	Boiler Plant Equipment	35,252,523.24							
314.0	Turbogenerator Units	22,916,259.75							
315.0	Accessory Electric Equipment	5,372,802.65							
316.0	Miscellaneous Power Plant Equipment	1,158,788.07							
	Subtotal Depreciable	\$80,431,896.22							
316.3	Misc. Power Plant Equip. - 3-Year Amort	\$155,800.86							
316.5	Misc. Power Plant Equip. - 5-Year Amort	397,875.84							
316.7	Misc. Power Plant Equip. - 7-Year Amort	302,678.13							
	Subtotal Amortizable	\$856,154.43							
	Total Ft Myers Site (Remaining)	\$81,288,050.65							

FLORIDA POWER & LIGHT COMPANY
Schedule I - Plant In Service As Of 12/31/98

Plant Account	Account Description	Beginning Balance (a)	Additions (b)	Retirements (c)	Transfers (d)	End Of Year Balance (e)=(a)+(b)-(c)+(d)	Exclusions (f)	End Of Year (Adjusted) (g)=(e)-(f)	Approved Depr Rate
Ft Myers Common (Retiring)									
311.0	Structures & Improvements	\$0.00							3.5 Yr Recovery
312.0	Boiler Plant Equipment	0.00							3.5 Yr Recovery
314.0	Turbogenerator Units	0.00							3.5 Yr Recovery
315.0	Accessory Electric Equipment	0.00							3.5 Yr Recovery
316.0	Miscellaneous Power Plant Equipment	0.00							3.5 Yr Recovery
	Subtotal Depreciable	\$0.00							
316.3	Misc. Power Plant Equip. - 3-Year Amort	\$0.00							3 Yr Amort
316.5	Misc. Power Plant Equip. - 5-Year Amort	0.00							5 Yr Amort
316.7	Misc. Power Plant Equip. - 7-Year Amort	0.00							7 Yr Amort
	Subtotal Amortizable	\$0.00							
	Total Ft Myers Common (Retiring)	\$0.00							
Ft Myers Unit 1 (Retiring)									
311.0	Structures & Improvements	\$0.00							3.5 Yr Recovery
312.0	Boiler Plant Equipment	0.00							3.5 Yr Recovery
314.0	Turbogenerator Units	0.00							3.5 Yr Recovery
315.0	Accessory Electric Equipment	0.00							3.5 Yr Recovery
316.0	Miscellaneous Power Plant Equipment	0.00							3.5 Yr Recovery
	Subtotal Depreciable	\$0.00							
316.3	Misc. Power Plant Equip. - 3-Year Amort	\$0.00							3 Yr Amort
316.5	Misc. Power Plant Equip. - 5-Year Amort	0.00							5 Yr Amort
316.7	Misc. Power Plant Equip. - 7-Year Amort	0.00							7 Yr Amort
	Subtotal Amortizable	\$0.00							
	Total Ft Myers Unit 1 (Retiring)	\$0.00							
Ft Myers Unit 2 (Retiring)									
311.0	Structures & Improvements	\$0.00							3.5 Yr Recovery
312.0	Boiler Plant Equipment	0.00							3.5 Yr Recovery
314.0	Turbogenerator Units	0.00							3.5 Yr Recovery
315.0	Accessory Electric Equipment	0.00							3.5 Yr Recovery
316.0	Miscellaneous Power Plant Equipment	0.00							3.5 Yr Recovery
	Subtotal Depreciable	\$0.00							
316.3	Misc. Power Plant Equip. - 3-Year Amort	\$0.00							3 Yr Amort
316.5	Misc. Power Plant Equip. - 5-Year Amort	0.00							5 Yr Amort
316.7	Misc. Power Plant Equip. - 7-Year Amort	0.00							7 Yr Amort
	Subtotal Amortizable	\$0.00							
	Total Ft Myers Unit 2 (Retiring)	\$0.00							
Ft Myers Site (Retiring)									
311.0	Structures & Improvements	\$0.00							
312.0	Boiler Plant Equipment	0.00							
314.0	Turbogenerator Units	0.00							
315.0	Accessory Electric Equipment	0.00							
316.0	Miscellaneous Power Plant Equipment	0.00							
	Subtotal Depreciable	\$0.00							
316.3	Misc. Power Plant Equip. - 3-Year Amort	\$0.00							
316.5	Misc. Power Plant Equip. - 5-Year Amort	0.00							
316.7	Misc. Power Plant Equip. - 7-Year Amort	0.00							
	Subtotal Amortizable	\$0.00							
	Total Ft Myers Site (Retiring)	\$0.00							

FLORIDA POWER & LIGHT COMPANY
Schedule I - Plant In Service As Of 12/31/98

Plant Account	Account Description	Beginning Balance (a)	Additions (b)	Retirements (c)	Transfers (d)	End Of Year Balance (e)=(a)+(b)-(c)+(d)	Exclusions (f)	End Of Year (Adjusted) (g)=(e)-(f)	Approved Dept Rate
Manatee Common									
311.0	Structures & Improvements	\$61,295,011.53							3.5%
312.0	Boiler Plant Equipment	1,694,165.48							4.8%
314.0	Turbogenerator Units	8,434,471.51							3.7%
315.0	Accessory Electric Equipment	8,764,876.95							4.2%
316.0	Miscellaneous Power Plant Equipment	1,916,191.12							4.4%
	Subtotal Depreciable	\$102,104,716.59							
316.3	Misc. Power Plant Equip. - 3-Year Amort	\$167,480.24							3 Yr Amort
316.5	Misc. Power Plant Equip. - 5-Year Amort	516,326.86							5 Yr Amort
316.7	Misc. Power Plant Equip. - 7-Year Amort	491,660.37							7 Yr Amort
	Subtotal Amortizable	\$1,175,467.47							
	Total Manatee Common	\$103,282,184.06							
Manatee Unit 1									
311.0	Structures & Improvements	\$6,594,446.52							2.9%
312.0	Boiler Plant Equipment	83,839,915.00							4.0%
314.0	Turbogenerator Units	49,992,628.97							4.5%
315.0	Accessory Electric Equipment	6,036,061.00							4.3%
316.0	Miscellaneous Power Plant Equipment	2,712,482.56							3.8%
	Subtotal Depreciable	\$148,975,536.05							
316.3	Misc. Power Plant Equip. - 3-Year Amort	\$0.00							3 Yr Amort
316.5	Misc. Power Plant Equip. - 5-Year Amort	0.00							5 Yr Amort
316.7	Misc. Power Plant Equip. - 7-Year Amort	0.00							7 Yr Amort
	Subtotal Amortizable	\$0.00							
	Total Manatee Unit 1	\$148,975,536.05							
Manatee Unit 2									
311.0	Structures & Improvements	\$4,806,161.86							3.0%
312.0	Boiler Plant Equipment	74,156,626.55							4.2%
314.0	Turbogenerator Units	48,022,905.77							4.8%
315.0	Accessory Electric Equipment	3,849,005.27							4.4%
316.0	Miscellaneous Power Plant Equipment	1,941,823.39							3.5%
	Subtotal Depreciable	\$132,776,542.84							
316.3	Misc. Power Plant Equip. - 3-Year Amort	\$0.00							3 Yr Amort
316.5	Misc. Power Plant Equip. - 5-Year Amort	0.00							5 Yr Amort
316.7	Misc. Power Plant Equip. - 7-Year Amort	0.00							7 Yr Amort
	Subtotal Amortizable	\$0.00							
	Total Manatee Unit 2	\$132,776,542.84							
Manatee Site									
311.0	Structures & Improvements	\$92,665,641.91							
312.0	Boiler Plant Equipment	159,490,707.03							
314.0	Turbogenerator Units	106,450,006.25							
315.0	Accessory Electric Equipment	18,649,963.22							
316.0	Miscellaneous Power Plant Equipment	6,570,477.07							
	Subtotal Depreciable	\$383,826,795.48							
316.3	Misc. Power Plant Equip. - 3-Year Amort	\$167,460.24							
316.5	Misc. Power Plant Equip. - 5-Year Amort	516,326.86							
316.7	Misc. Power Plant Equip. - 7-Year Amort	491,660.37							
	Subtotal Amortizable	\$1,175,447.47							
	Total Manatee Site	\$385,034,242.95							

FLORIDA POWER & LIGHT COMPANY
Schedule I - Plant in Service As Of 12/31/98

Plant Account	Account Description	Beginning Balance (a)	Additions (b)	Retirements (c)	Transfers (d)	End Of Year Balance (e)=(a)+(b)-(c)+(d)	Exclusions (f)	End Of Year (Adjusted) (g)=(e)-(f)	Approved Depr Rate
Martin Common									
311.0	Structures & Improvements	\$220,752,456.83							3.8%
312.0	Boiler Plant Equipment	3,781,224.48							4.8%
314.0	Turbogenerator Units	24,934,892.95							4.8%
315.0	Accessory Electric Equipment	6,367,290.93							4.5%
316.0	Miscellaneous Power Plant Equipment	2,396,996.81							4.4%
	Subtotal Depreciable	\$258,232,862.10							
316.3	Misc. Power Plant Equip. - 3-Year Amort	\$376,048.83							3 Yr Amort
316.5	Misc. Power Plant Equip. - 5-Year Amort	534,776.17							5 Yr Amort
316.7	Misc. Power Plant Equip. - 7-Year Amort	1,972,178.49							7 Yr Amort
	Subtotal Amortizable	\$2,842,903.29							
	Total Martin Common	\$261,116,765.39							
Martin Pipeline									
311.0	Structures & Improvements	\$0.00							11.1%
312.0	Boiler Plant Equipment	370,941.56							
314.0	Turbogenerator Units	0.00							
315.0	Accessory Electric Equipment	0.00							
316.0	Miscellaneous Power Plant Equipment	0.00							
	Subtotal Depreciable	\$370,941.56							
316.3	Misc. Power Plant Equip. - 3-Year Amort	\$0.00							3 Yr Amort
316.5	Misc. Power Plant Equip. - 5-Year Amort	0.00							5 Yr Amort
316.7	Misc. Power Plant Equip. - 7-Year Amort	0.00							7 Yr Amort
	Subtotal Amortizable	\$0.00							
	Total Martin Pipeline	\$370,941.56							
Martin Unit 1									
311.0	Structures & Improvements	\$14,858,613.01							3.3%
312.0	Boiler Plant Equipment	132,259,776.86							4.8%
314.0	Turbogenerator Units	69,735,099.05							4.4%
315.0	Accessory Electric Equipment	16,297,559.96							4.5%
316.0	Miscellaneous Power Plant Equipment	2,441,687.56							4.1%
	Subtotal Depreciable	\$235,592,736.44							
316.3	Misc. Power Plant Equip. - 3-Year Amort	\$0.00							3 Yr Amort
316.5	Misc. Power Plant Equip. - 5-Year Amort	0.00							5 Yr Amort
316.7	Misc. Power Plant Equip. - 7-Year Amort	40,829.93							7 Yr Amort
	Subtotal Amortizable	\$40,829.93							
	Total Martin Unit 1	\$235,633,566.37							
Martin Unit 2									
311.0	Structures & Improvements	\$10,761,900.24							3.3%
312.0	Boiler Plant Equipment	133,244,359.20							4.8%
314.0	Turbogenerator Units	60,793,513.67							4.3%
315.0	Accessory Electric Equipment	12,166,824.14							4.4%
316.0	Miscellaneous Power Plant Equipment	2,060,390.70							4.1%
	Subtotal Depreciable	\$219,048,787.95							
316.3	Misc. Power Plant Equip. - 3-Year Amort	\$0.00							3 Yr Amort
316.5	Misc. Power Plant Equip. - 5-Year Amort	0.00							5 Yr Amort
316.7	Misc. Power Plant Equip. - 7-Year Amort	4,320.56							7 Yr Amort
	Subtotal Amortizable	\$4,320.56							
	Total Martin Unit 2	\$219,053,108.51							
Martin Site									
311.0	Structures & Improvements	\$246,372,970.18							
312.0	Boiler Plant Equipment	269,656,302.10							
314.0	Turbogenerator Units	155,463,505.97							
315.0	Accessory Electric Equipment	34,833,475.03							
316.0	Miscellaneous Power Plant Equipment	6,919,075.07							
	Subtotal Depreciable	\$713,245,328.06							
316.3	Misc. Power Plant Equip. - 3-Year Amort	\$376,948.83							
316.5	Misc. Power Plant Equip. - 5-Year Amort	534,776.17							
316.7	Misc. Power Plant Equip. - 7-Year Amort	2,017,328.96							
	Subtotal Amortizable	\$2,931,053.78							
	Total Martin Site	\$716,176,381.83							

FLORIDA POWER & LIGHT COMPANY
Schedule I - Plant In Service As Of 12/31/98

Plant Account	Account Description	Beginning Balance (a)	Additions (b)	Retirements (c)	Transfers (d)	End Of Year Balance (e)=(a)+(b)-(c)+(d)	Exclusions (f)	End Of Year (Adjusted) (g)=(e)-(f)	Approved Depr Rate
Pt. Everglades Common									
311.0	Structures & Improvements	\$19,219,835.50							5.8%
312.0	Boiler Plant Equipment	1,080,163.59							7.7%
314.0	Turbogenerator Units	2,738,931.33							6.4%
315.0	Accessory Electric Equipment	4,084,332.14							7.6%
316.0	Miscellaneous Power Plant Equipment	1,690,713.25							6.3%
	Subtotal Depreciable	\$28,793,975.81							
316.3	Misc. Power Plant Equip. - 3-Year Amort	\$384,488.38							3 Yr Amort
316.5	Misc. Power Plant Equip. - 5-Year Amort	682,076.73							5 Yr Amort
316.7	Misc. Power Plant Equip. - 7-Year Amort	797,719.87							7 Yr Amort
	Subtotal Amortizable	\$1,864,284.98							
	Total Pt. Everglades Common	\$30,658,260.79							
Pt. Everglades Unit 1									
311.0	Structures & Improvements	\$1,468,984.35							3.1%
312.0	Boiler Plant Equipment	16,808,762.84							8.1%
314.0	Turbogenerator Units	11,172,968.28							4.3%
315.0	Accessory Electric Equipment	1,919,878.84							3.7%
316.0	Miscellaneous Power Plant Equipment	148,715.00							3.3%
	Subtotal Depreciable	\$31,519,109.11							
316.3	Misc. Power Plant Equip. - 3-Year Amort	\$0.00							3 Yr Amort
316.5	Misc. Power Plant Equip. - 5-Year Amort	0.00							5 Yr Amort
316.7	Misc. Power Plant Equip. - 7-Year Amort	0.00							7 Yr Amort
	Subtotal Amortizable	\$0.00							
	Total Pt. Everglades Unit 1	\$31,519,109.11							
Pt. Everglades Unit 2									
311.0	Structures & Improvements	\$1,162,344.35							3.5%
312.0	Boiler Plant Equipment	17,366,199.83							6.5%
314.0	Turbogenerator Units	10,429,483.16							4.7%
315.0	Accessory Electric Equipment	1,310,251.30							4.2%
316.0	Miscellaneous Power Plant Equipment	201,044.25							3.9%
	Subtotal Depreciable	\$30,469,322.89							
316.3	Misc. Power Plant Equip. - 3-Year Amort	\$0.00							3 Yr Amort
316.5	Misc. Power Plant Equip. - 5-Year Amort	0.00							5 Yr Amort
316.7	Misc. Power Plant Equip. - 7-Year Amort	0.00							7 Yr Amort
	Subtotal Amortizable	\$0.00							
	Total Pt. Everglades Unit 2	\$30,469,322.89							
Pt. Everglades Unit 3									
311.0	Structures & Improvements	\$587,684.67							5.7%
312.0	Boiler Plant Equipment	48,699,008.55							7.8%
314.0	Turbogenerator Units	12,588,371.88							4.8%
315.0	Accessory Electric Equipment	9,091,887.70							6.8%
316.0	Miscellaneous Power Plant Equipment	423,353.38							5.2%
	Subtotal Depreciable	\$71,390,106.28							
316.3	Misc. Power Plant Equip. - 3-Year Amort	\$0.00							3 Yr Amort
316.5	Misc. Power Plant Equip. - 5-Year Amort	0.00							5 Yr Amort
316.7	Misc. Power Plant Equip. - 7-Year Amort	0.00							7 Yr Amort
	Subtotal Amortizable	\$0.00							
	Total Pt. Everglades Unit 3	\$71,390,106.28							
Pt. Everglades Unit 4									
311.0	Structures & Improvements	\$548,592.28							5.8%
312.0	Boiler Plant Equipment	59,874,492.56							8.4%
314.0	Turbogenerator Units	11,623,717.95							3.7%
315.0	Accessory Electric Equipment	9,926,936.72							6.7%
316.0	Miscellaneous Power Plant Equipment	104,640.37							5.0%
	Subtotal Depreciable	\$82,078,379.88							
316.3	Misc. Power Plant Equip. - 3-Year Amort	\$0.00							3 Yr Amort
316.5	Misc. Power Plant Equip. - 5-Year Amort	0.00							5 Yr Amort
316.7	Misc. Power Plant Equip. - 7-Year Amort	0.00							7 Yr Amort
	Subtotal Amortizable	\$0.00							
	Total Pt. Everglades Unit 4	\$82,078,379.88							

FLORIDA POWER & LIGHT COMPANY
Schedule I - Plant in Service As Of 12/31/98

Plant Account	Account Description	Beginning Balance (a)	Additions (b)	Retirements (c)	Transfers (d)	End Of Year Balance (e)=(a)+(b)-(c)+(d)	Exclusions (f)	End Of Year (Adjusted) (g)=(e)-(f)	Approved Depr Rate
Pt. Everglades Site									
311.0	Structures & Improvements	\$22,987,441.15							
312.0	Boiler Plant Equipment	143,828,827.47							
314.0	Turbogenerator Units	48,553,472.80							
315.0	Accessory Electric Equipment	26,312,898.50							
316.0	Miscellaneous Power Plant Equipment	2,568,466.25							
	Subtotal Depreciable	\$244,250,893.97							
316.3	Misc. Power Plant Equip. - 3-Year Amort	\$384,488.38							
316.5	Misc. Power Plant Equip. - 5-Year Amort	882,078.73							
316.7	Misc. Power Plant Equip. - 7-Year Amort	797,719.87							
	Subtotal Amortizable	\$1,964,286.98							
	Total Pt. Everglades Site	\$246,115,178.95							
Riviera Common									
311.0	Structures & Improvements	\$8,851,988.95							5.2%
312.0	Boiler Plant Equipment	654,863.21							8.9%
314.0	Turbogenerator Units	1,538,038.89							6.7%
315.0	Accessory Electric Equipment	873,440.77							7.5%
316.0	Miscellaneous Power Plant Equipment	1,147,711.14							6.5%
	Subtotal Depreciable	\$12,865,842.96							
316.3	Misc. Power Plant Equip. - 3-Year Amort	\$149,841.79							3 Yr Amort
316.5	Misc. Power Plant Equip. - 5-Year Amort	325,874.41							5 Yr Amort
316.7	Misc. Power Plant Equip. - 7-Year Amort	481,802.38							7 Yr Amort
	Subtotal Amortizable	\$957,118.58							
	Total Riviera Common	\$13,822,961.52							
Riviera Unit 3									
311.0	Structures & Improvements	\$180,122.09							2.8%
312.0	Boiler Plant Equipment	28,344,832.88							8.9%
314.0	Turbogenerator Units	12,852,903.85							6.5%
315.0	Accessory Electric Equipment	2,323,301.12							7.4%
316.0	Miscellaneous Power Plant Equipment	104,831.07							8.2%
	Subtotal Depreciable	\$41,805,790.81							
316.3	Misc. Power Plant Equip. - 3-Year Amort	\$0.00							3 Yr Amort
316.5	Misc. Power Plant Equip. - 5-Year Amort	0.00							5 Yr Amort
316.7	Misc. Power Plant Equip. - 7-Year Amort	13,587.89							7 Yr Amort
	Subtotal Amortizable	\$13,587.89							
	Total Riviera Unit 3	\$41,819,358.50							
Riviera Unit 4									
311.0	Structures & Improvements	\$112,709.27							2.8%
312.0	Boiler Plant Equipment	20,300,808.64							7.9%
314.0	Turbogenerator Units	12,497,659.22							6.0%
315.0	Accessory Electric Equipment	2,182,498.00							7.5%
316.0	Miscellaneous Power Plant Equipment	83,824.95							7.9%
	Subtotal Depreciable	\$35,157,500.08							
316.3	Misc. Power Plant Equip. - 3-Year Amort	\$0.00							3 Yr Amort
316.5	Misc. Power Plant Equip. - 5-Year Amort	0.00							5 Yr Amort
316.7	Misc. Power Plant Equip. - 7-Year Amort	0.00							7 Yr Amort
	Subtotal Amortizable	\$0.00							
	Total Riviera Unit 4	\$35,157,500.08							
Riviera Site									
311.0	Structures & Improvements	\$8,844,820.31							
312.0	Boiler Plant Equipment	47,300,104.73							
314.0	Turbogenerator Units	26,888,801.76							
315.0	Accessory Electric Equipment	5,379,239.89							
316.0	Miscellaneous Power Plant Equipment	1,316,367.16							
	Subtotal Depreciable	\$89,629,133.85							
316.3	Misc. Power Plant Equip. - 3-Year Amort	\$149,841.79							
316.5	Misc. Power Plant Equip. - 5-Year Amort	325,874.41							
316.7	Misc. Power Plant Equip. - 7-Year Amort	495,170.05							
	Subtotal Amortizable	\$970,886.25							
	Total Riviera Site	\$90,599,820.10							

FLORIDA POWER & LIGHT COMPANY
Schedule I - Plant In Service As Of 12/31/98

Plant Account	Account Description	Beginning Balance (a)	Additions (b)	Retirements (c)	Transfers (d)	End of Year Balance (e)=(a)+(b)-(c)+(d)	Exclusions (f)	End Of Year (Adjusted) (g)=(e)-(f)	Approved Depr Rate
Sanford Common (Remaining)									
311.0	Structures & Improvements	\$26,431,260.38							2.8%
312.0	Boiler Plant Equipment	509,652.55							3.5%
314.0	Turbogenerator Units	1,723,234.81							2.3%
315.0	Accessory Electric Equipment	616,973.08							2.2%
316.0	Miscellaneous Power Plant Equipment	536,292.12							4.9%
	Subtotal Depreciable	\$29,817,412.74							
316.3	Misc. Power Plant Equip. - 3-Year Amort	\$407,185.09							3 Yr Amort
316.5	Misc. Power Plant Equip. - 5-Year Amort	704,722.20							5 Yr Amort
316.7	Misc. Power Plant Equip. - 7-Year Amort	520,905.90							7 Yr Amort
	Subtotal Amortizable	\$1,632,813.19							
	Total Sanford Common (Remaining)	\$31,450,225.93							
Sanford Unit 3 (Remaining)									
311.0	Structures & Improvements	\$1,199,908.71							2.4%
312.0	Boiler Plant Equipment	9,080,167.67							2.4%
314.0	Turbogenerator Units	5,640,249.56							2.3%
315.0	Accessory Electric Equipment	1,506,468.77							3.0%
316.0	Miscellaneous Power Plant Equipment	325,961.11							2.4%
	Subtotal Depreciable	\$17,732,755.82							
316.3	Misc. Power Plant Equip. - 3-Year Amort	\$0.00							3 Yr Amort
316.5	Misc. Power Plant Equip. - 5-Year Amort	0.00							5 Yr Amort
316.7	Misc. Power Plant Equip. - 7-Year Amort	0.00							7 Yr Amort
	Subtotal Amortizable	\$0.00							
	Total Sanford Unit 3 (Remaining)	\$17,732,755.82							
Sanford Unit 4 (Remaining)									
311.0	Structures & Improvements	\$2,864,755.13							2.0%
312.0	Boiler Plant Equipment	30,417,120.46							2.6%
314.0	Turbogenerator Units	14,367,793.51							2.9%
315.0	Accessory Electric Equipment	4,188,033.75							2.4%
316.0	Miscellaneous Power Plant Equipment	1,185,587.48							4.8%
	Subtotal Depreciable	\$53,043,290.33							
316.3	Misc. Power Plant Equip. - 3-Year Amort	\$0.00							3 Yr Amort
316.5	Misc. Power Plant Equip. - 5-Year Amort	0.00							5 Yr Amort
316.7	Misc. Power Plant Equip. - 7-Year Amort	0.00							7 Yr Amort
	Subtotal Amortizable	\$0.00							
	Total Sanford Unit 4 (Remaining)	\$53,043,290.33							
Sanford Unit 5									
311.0	Structures & Improvements	\$2,434,865.32							2.7%
312.0	Boiler Plant Equipment	29,138,881.91							4.2%
314.0	Turbogenerator Units	16,157,510.83							3.5%
315.0	Accessory Electric Equipment	3,454,894.30							2.8%
316.0	Miscellaneous Power Plant Equipment	1,064,304.48							3.4%
	Subtotal Depreciable	\$52,250,056.84							
316.3	Misc. Power Plant Equip. - 3-Year Amort	\$0.00							3 Yr Amort
316.5	Misc. Power Plant Equip. - 5-Year Amort	0.00							5 Yr Amort
316.7	Misc. Power Plant Equip. - 7-Year Amort	0.00							7 Yr Amort
	Subtotal Amortizable	\$0.00							
	Total Sanford Unit 5	\$52,250,056.84							
Sanford Site (Remaining)									
311.0	Structures & Improvements	\$32,930,589.54							
312.0	Boiler Plant Equipment	69,125,822.59							
314.0	Turbogenerator Units	37,908,788.51							
315.0	Accessory Electric Equipment	9,766,369.90							
316.0	Miscellaneous Power Plant Equipment	3,112,145.19							
	Subtotal Depreciable	\$152,843,515.73							
316.3	Misc. Power Plant Equip. - 3-Year Amort	\$407,185.09							
316.5	Misc. Power Plant Equip. - 5-Year Amort	704,722.20							
316.7	Misc. Power Plant Equip. - 7-Year Amort	520,905.90							
	Subtotal Amortizable	\$1,632,813.19							
	Total Sanford Site (Remaining)	\$154,476,328.92							

FLORIDA POWER & LIGHT COMPANY
Schedule I - Plant in Service As Of 12/31/98

Plant Account	Account Description	Beginning Balance (a)	Additions (b)	Retirements (c)	Transfers (d)	End of Year Balance (e)=(a)+(b)-(c)+(d)	Exclusions (f)	End Of Year (Adjusted) (g)=(e)-(f)	Approved Depr Rate
Sanford Common (Retiring)									
311.0	Structures & Improvements	\$0.00							5.5 Yr Recovery
312.0	Boiler Plant Equipment	0.00							5.5 Yr Recovery
314.0	Turbogenerator Units	0.00							5.5 Yr Recovery
315.0	Accessory Electric Equipment	0.00							5.5 Yr Recovery
316.0	Miscellaneous Power Plant Equipment	0.00							5.5 Yr Recovery
	Subtotal Depreciable	\$0.00							
316.3	Misc. Power Plant Equip. - 3-Year Amort	\$0.00							3 Yr Amort
316.5	Misc. Power Plant Equip. - 5-Year Amort	0.00							5 Yr Amort
316.7	Misc. Power Plant Equip. - 7-Year Amort	0.00							7 Yr Amort
	Subtotal Amortizable	\$0.00							
	Total Sanford Common (Retiring)	\$0.00							
Sanford Unit 3 (Retiring)									
311.0	Structures & Improvements	\$0.00							5.5 Yr Recovery
312.0	Boiler Plant Equipment	0.00							5.5 Yr Recovery
314.0	Turbogenerator Units	0.00							5.5 Yr Recovery
315.0	Accessory Electric Equipment	0.00							5.5 Yr Recovery
316.0	Miscellaneous Power Plant Equipment	0.00							5.5 Yr Recovery
	Subtotal Depreciable	\$0.00							
316.3	Misc. Power Plant Equip. - 3-Year Amort	\$0.00							3 Yr Amort
316.5	Misc. Power Plant Equip. - 5-Year Amort	0.00							5 Yr Amort
316.7	Misc. Power Plant Equip. - 7-Year Amort	0.00							7 Yr Amort
	Subtotal Amortizable	\$0.00							
	Total Sanford Unit 3 (Retiring)	\$0.00							
Sanford Unit 4 (Retiring)									
311.0	Structures & Improvements	\$0.00							5.5 Yr Recovery
312.0	Boiler Plant Equipment	0.00							5.5 Yr Recovery
314.0	Turbogenerator Units	0.00							5.5 Yr Recovery
315.0	Accessory Electric Equipment	0.00							5.5 Yr Recovery
316.0	Miscellaneous Power Plant Equipment	0.00							5.5 Yr Recovery
	Subtotal Depreciable	\$0.00							
316.3	Misc. Power Plant Equip. - 3-Year Amort	\$0.00							3 Yr Amort
316.5	Misc. Power Plant Equip. - 5-Year Amort	0.00							5 Yr Amort
316.7	Misc. Power Plant Equip. - 7-Year Amort	0.00							7 Yr Amort
	Subtotal Amortizable	\$0.00							
	Total Sanford Unit 4 (Retiring)	\$0.00							
Sanford Site (Retiring)									
311.0	Structures & Improvements	\$0.00							
312.0	Boiler Plant Equipment	0.00							
314.0	Turbogenerator Units	0.00							
315.0	Accessory Electric Equipment	0.00							
316.0	Miscellaneous Power Plant Equipment	0.00							
	Subtotal Depreciable	\$0.00							
316.3	Misc. Power Plant Equip. - 3-Year Amort	\$0.00							
316.5	Misc. Power Plant Equip. - 5-Year Amort	0.00							
316.7	Misc. Power Plant Equip. - 7-Year Amort	0.00							
	Subtotal Amortizable	\$0.00							
	Total Sanford Site (Retiring)	\$0.00							

FLORIDA POWER & LIGHT COMPANY
Schedule I - Plant In Service As Of 12/31/98

Plant Account	Account Description	Beginning Balance	Additions	Retirements	Transfers	End Of Year Balance	Exclusions	End Of Year (Adjusted)	Approved Depr Rate
		(a)	(b)	(c)	(d)	(e)=(a)+(b)-(c)+(d)	(f)	(g)=(e)-(f)	
Scherer Coal Cars									
311.0	Structures & Improvements	\$0.00							
312.0	Boiler Plant Equipment	26,998,933.11							7.8%
314.0	Turbogenerator Units	0.00							
315.0	Accessory Electric Equipment	0.00							
316.0	Miscellaneous Power Plant Equipment	0.00							
	Subtotal Depreciable	\$26,998,933.11							
316.3	Misc. Power Plant Equipt. - 3-Year Amort	\$0.00							3 Yr Amort
316.5	Misc. Power Plant Equipt. - 5-Year Amort	0.00							5 Yr Amort
316.7	Misc. Power Plant Equipt. - 7-Year Amort	0.00							7 Yr Amort
	Subtotal Amortizable	\$0.00							
	Total Scherer Coal Cars	\$26,998,933.11							
Scherer Common (Site)									
311.0	Structures & Improvements	\$33,854,141.06							3.8%
312.0	Boiler Plant Equipment	19,499,842.29							5.3%
314.0	Turbogenerator Units	3,937,918.24							3.0%
315.0	Accessory Electric Equipment	1,193,808.20							4.2%
316.0	Miscellaneous Power Plant Equipment	2,845,809.70							6.2%
	Subtotal Depreciable	\$61,331,317.49							
316.3	Misc. Power Plant Equipt. - 3-Year Amort	\$0.00							3 Yr Amort
316.5	Misc. Power Plant Equipt. - 5-Year Amort	638,935.99							5 Yr Amort
316.7	Misc. Power Plant Equipt. - 7-Year Amort	8,671,483.99							7 Yr Amort
	Subtotal Amortizable	\$9,310,419.98							
	Total Scherer Common (Site)	\$70,641,737.47							
Scherer Common 3 & 4									
311.0	Structures & Improvements	\$2,876,280.10							4.3%
312.0	Boiler Plant Equipment	14,516,940.32							3.0%
314.0	Turbogenerator Units	326,995.22							4.5%
315.0	Accessory Electric Equipment	248,514.80							4.2%
316.0	Miscellaneous Power Plant Equipment	0.00							
	Subtotal Depreciable	\$17,970,730.44							
316.3	Misc. Power Plant Equipt. - 3-Year Amort	\$0.00							3 Yr Amort
316.5	Misc. Power Plant Equipt. - 5-Year Amort	0.00							5 Yr Amort
316.7	Misc. Power Plant Equipt. - 7-Year Amort	0.00							7 Yr Amort
	Subtotal Amortizable	\$0.00							
	Total Scherer Common 3 & 4	\$17,970,730.44							
Scherer Unit 4									
311.0	Structures & Improvements	\$61,453,246.75							3.0%
312.0	Boiler Plant Equipment	254,459,905.18							4.5%
314.0	Turbogenerator Units	112,523,308.08							4.0%
315.0	Accessory Electric Equipment	21,834,724.95							4.7%
316.0	Miscellaneous Power Plant Equipment	3,395,371.13							4.7%
	Subtotal Depreciable	\$453,666,555.98							
316.3	Misc. Power Plant Equipt. - 3-Year Amort	\$0.00							3 Yr Amort
316.5	Misc. Power Plant Equipt. - 5-Year Amort	2,606.22							5 Yr Amort
316.7	Misc. Power Plant Equipt. - 7-Year Amort	1,021,029.12							7 Yr Amort
	Subtotal Amortizable	\$1,023,635.34							
	Total Scherer Unit 4	\$454,690,191.32							
Scherer Site									
311.0	Structures & Improvements	\$98,185,667.91							
312.0	Boiler Plant Equipment	315,477,620.86							
314.0	Turbogenerator Units	116,788,221.54							
315.0	Accessory Electric Equipment	23,275,045.86							
316.0	Miscellaneous Power Plant Equipment	6,240,980.83							
	Subtotal Depreciable	\$559,967,537.02							
316.3	Misc. Power Plant Equipt. - 3-Year Amort	\$0.00							
316.5	Misc. Power Plant Equipt. - 5-Year Amort	641,542.21							
316.7	Misc. Power Plant Equipt. - 7-Year Amort	9,892,513.11							
	Subtotal Amortizable	\$10,534,055.32							
	Total Scherer Site	\$570,501,592.34							

FLORIDA POWER & LIGHT COMPANY
Schedule I - Plant In Service As Of 12/31/98

Plant Account	Account Description	Beginning Balance	Additions	Retirements	Transfers	End Of Year Balance	Exclusions	End Of Year (Adjusted)	Approved Depr Rate
		(a)	(b)	(c)	(d)	(e)=(a)+(b)-(c)+(d)	(f)	(g)=(e)-(f)	
SJRPP Coal & Lime Eq.									
311.0	Structures & Improvements	\$3,786,627.14							3.1%
312.0	Boiler Plant Equipment	31,414,366.10							3.9%
314.0	Turbogenerator Units	0.00							
315.0	Accessory Electric Equipment	3,846,741.39							4.3%
316.0	Miscellaneous Power Plant Equipment	302,789.31							4.3%
	Subtotal Depreciable	\$39,150,523.94							
316.3	Misc. Power Plant Equip. - 3-Year Amort	\$0.00							3 Yr Amort
316.5	Misc. Power Plant Equip. - 5-Year Amort	0.00							5 Yr Amort
316.7	Misc. Power Plant Equip. - 7-Year Amort	0.00							7 Yr Amort
	Subtotal Amortizable	\$0.00							
	Total SJRPP Coal & Lime Eq.	\$39,150,523.94							
SJRPP Coal Cars									
311.0	Structures & Improvements	\$0.00							
312.0	Boiler Plant Equipment	2,842,146.07							9.1%
314.0	Turbogenerator Units	0.00							
315.0	Accessory Electric Equipment	0.00							
316.0	Miscellaneous Power Plant Equipment	0.00							
	Subtotal Depreciable	\$2,842,146.07							
316.3	Misc. Power Plant Equip. - 3-Year Amort	\$0.00							3 Yr Amort
316.5	Misc. Power Plant Equip. - 5-Year Amort	0.00							5 Yr Amort
316.7	Misc. Power Plant Equip. - 7-Year Amort	0.00							7 Yr Amort
	Subtotal Amortizable	\$0.00							
	Total SJRPP Coal Cars	\$2,842,146.07							
SJRPP Common									
311.0	Structures & Improvements	\$30,399,093.22							3.4%
312.0	Boiler Plant Equipment	2,938,728.80							3.7%
314.0	Turbogenerator Units	2,443,149.33							3.3%
315.0	Accessory Electric Equipment	5,818,358.10							4.2%
316.0	Miscellaneous Power Plant Equipment	1,438,117.19							6.1%
	Subtotal Depreciable	\$42,835,446.54							
316.3	Misc. Power Plant Equip. - 3-Year Amort	\$18,934.38							3 Yr Amort
316.5	Misc. Power Plant Equip. - 5-Year Amort	214,007.08							5 Yr Amort
316.7	Misc. Power Plant Equip. - 7-Year Amort	618,833.01							7 Yr Amort
	Subtotal Amortizable	\$849,774.47							
	Total SJRPP Common	\$43,685,221.11							
SJRPP Gypsum & Ash									
311.0	Structures & Improvements	\$2,051,978.70							3.3%
312.0	Boiler Plant Equipment	16,791,677.83							4.9%
314.0	Turbogenerator Units	0.00							
315.0	Accessory Electric Equipment	53,006.59							4.1%
316.0	Miscellaneous Power Plant Equipment	111,288.85							3.8%
	Subtotal Depreciable	\$19,007,951.97							
316.3	Misc. Power Plant Equip. - 3-Year Amort	\$0.00							3 Yr Amort
316.5	Misc. Power Plant Equip. - 5-Year Amort	0.00							5 Yr Amort
316.7	Misc. Power Plant Equip. - 7-Year Amort	0.00							7 Yr Amort
	Subtotal Amortizable	\$0.00							
	Total SJRPP Gypsum & Ash	\$19,007,951.97							
SJRPP Unit 1									
311.0	Structures & Improvements	\$9,001,827.09							3.2%
312.0	Boiler Plant Equipment	70,883,772.58							4.1%
314.0	Turbogenerator Units	24,053,708.18							3.9%
315.0	Accessory Electric Equipment	11,301,793.72							4.5%
316.0	Miscellaneous Power Plant Equipment	2,144,964.03							4.2%
	Subtotal Depreciable	\$117,485,865.60							
316.3	Misc. Power Plant Equip. - 3-Year Amort	\$0.00							3 Yr Amort
316.5	Misc. Power Plant Equip. - 5-Year Amort	0.00							5 Yr Amort
316.7	Misc. Power Plant Equip. - 7-Year Amort	0.00							7 Yr Amort
	Subtotal Amortizable	\$0.00							
	Total SJRPP Unit 1	\$117,485,865.60							

FLORIDA POWER & LIGHT COMPANY
Schedule I - Plant In Service As Of 12/31/98

Plant Account	Account Description	Beginning Balance (a)	Additions (b)	Retirements (c)	Transfers (d)	End Of Year Balance (e)=(a)+(b)-(c)+(d)	Exclusions (f)	End Of Year (Adjusted) (g)=(e)-(f)	Approved Depr Rate
SJRPP Unit 2									
311.0	Structures & Improvements	\$7,360,536.48							3.4%
312.0	Boiler Plant Equipment	64,143,437.26							4.2%
314.0	Turbogenerator Units	21,870,275.65							4.0%
315.0	Accessory Electric Equipment	9,593,980.17							4.4%
316.0	Miscellaneous Power Plant Equipment	1,644,061.78							4.3%
	Subtotal Depreciable	\$104,612,271.34							
316.3	Misc. Power Plant Equip. - 3-Year Amort	\$0.00							3 Yr Amort
316.5	Misc. Power Plant Equip. - 5-Year Amort	0.00							5 Yr Amort
316.7	Misc. Power Plant Equip. - 7-Year Amort	0.00							7 Yr Amort
	Subtotal Amortizable	\$0.00							
	Total SJRPP Unit 2	\$104,612,271.34							
SJRPP Site									
311.0	Structures & Improvements	\$52,599,862.63							
312.0	Boiler Plant Equipment	169,114,128.64							
314.0	Turbogenerator Units	48,367,133.16							
315.0	Accessory Electric Equipment	30,211,659.97							
316.0	Miscellaneous Power Plant Equipment	5,641,221.18							
	Subtotal Depreciable	\$325,934,205.56							
316.3	Misc. Power Plant Equip. - 3-Year Amort	\$18,934.38							
316.5	Misc. Power Plant Equip. - 5-Year Amort	214,907.08							
316.7	Misc. Power Plant Equip. - 7-Year Amort	618,833.01							
	Subtotal Amortizable	\$849,774.47							
	Total SJRPP Site	\$326,763,980.03							
Turkey Point Common									
311.0	Structures & Improvements	\$6,632,947.49							4.3%
312.0	Boiler Plant Equipment	2,001,249.70							6.9%
314.0	Turbogenerator Units	1,399,305.74							4.1%
315.0	Accessory Electric Equipment	3,198,094.40							4.9%
316.0	Miscellaneous Power Plant Equipment	607,865.81							5.4%
	Subtotal Depreciable	\$15,807,463.14							
316.3	Misc. Power Plant Equip. - 3-Year Amort	\$150,632.92							3 Yr Amort
316.5	Misc. Power Plant Equip. - 5-Year Amort	484,361.17							5 Yr Amort
316.7	Misc. Power Plant Equip. - 7-Year Amort	534,566.47							7 Yr Amort
	Subtotal Amortizable	\$1,169,800.58							
	Total Turkey Point Common	\$16,977,263.70							
Turkey Point Unit 1									
311.0	Structures & Improvements	\$1,841,609.39							4.3%
312.0	Boiler Plant Equipment	53,883,125.01							8.8%
314.0	Turbogenerator Units	17,029,943.62							5.3%
315.0	Accessory Electric Equipment	4,390,574.62							5.1%
316.0	Miscellaneous Power Plant Equipment	412,991.48							2.9%
	Subtotal Depreciable	\$77,558,244.12							
316.3	Misc. Power Plant Equip. - 3-Year Amort	\$0.00							3 Yr Amort
316.5	Misc. Power Plant Equip. - 5-Year Amort	0.00							5 Yr Amort
316.7	Misc. Power Plant Equip. - 7-Year Amort	0.00							7 Yr Amort
	Subtotal Amortizable	\$0.00							
	Total Turkey Point Unit 1	\$77,558,244.12							
Turkey Point Unit 2									
311.0	Structures & Improvements	\$1,974,440.05							5.2%
312.0	Boiler Plant Equipment	30,684,787.87							6.7%
314.0	Turbogenerator Units	16,212,890.27							5.5%
315.0	Accessory Electric Equipment	3,570,866.15							4.6%
316.0	Miscellaneous Power Plant Equipment	371,003.85							2.9%
	Subtotal Depreciable	\$52,813,988.19							
316.3	Misc. Power Plant Equip. - 3-Year Amort	\$0.00							3 Yr Amort
316.5	Misc. Power Plant Equip. - 5-Year Amort	0.00							5 Yr Amort
316.7	Misc. Power Plant Equip. - 7-Year Amort	0.00							7 Yr Amort
	Subtotal Amortizable	\$0.00							
	Total Turkey Point Unit 2	\$52,813,988.19							

FLORIDA POWER & LIGHT COMPANY
Schedule I - Plant In Service As Of 12/31/98

Plant Account	Account Description	Beginning Balance (a)	Additions (b)	Retirements (c)	Transfers (d)	End of Year Balance (e)=(a)+(b)-(c)+(d)	Exclusions (f)	End Of Year (Adjusted) (g)=(e)-(f)	Approved Depr Rate
Turkey Point Site									
311.0	Structures & Improvements	\$12,448,996.93							
312.0	Boiler Plant Equipment	66,569,162.58							
314.0	Turbogenerator Units	34,642,139.83							
315.0	Accessory Electric Equipment	11,127,535.17							
316.0	Miscellaneous Power Plant Equipment	1,391,861.14							
	Subtotal Depreciable	\$146,179,695.45							
316.3	Misc. Power Plant Equip. - 3-Year Amort	\$150,832.92							
316.5	Misc. Power Plant Equip. - 5-Year Amort	484,381.17							
316.7	Misc. Power Plant Equip. - 7-Year Amort	534,586.47							
	Subtotal Amortizable	\$1,169,800.56							
	Total Turkey Point Site	\$147,349,496.01							
STEAM PRODUCTION									
311.0	Structures & Improvements	\$603,764,849.57							
312.0	Boiler Plant Equipment	1,432,260,006.03							
314.0	Turbogenerator Units	642,182,782.14							
315.0	Accessory Electric Equipment	180,282,091.41							
316.0	Miscellaneous Power Plant Equipment	37,129,066.18							
	Subtotal Depreciable	\$2,895,618,795.33							
316.3	Misc. Power Plant Equip. - 3-Year Amort	\$2,236,545.12							
316.5	Misc. Power Plant Equip. - 5-Year Amort	5,214,894.02							
316.7	Misc. Power Plant Equip. - 7-Year Amort	16,258,312.67							
	Subtotal Amortizable	\$23,709,551.81							
	TOTAL STEAM PRODUCTION	\$2,919,328,347.14							

FLORIDA POWER & LIGHT COMPANY
Schedule I - Plant In Service As Of 12/31/98

Plant Account	Account Description	Beginning Balance (a)	Additions (b)	Retirements (c)	Transfers (d)	End Of Year Balance (e)=(a)+(b)-(c)+(d)	Exclusions (f)	End Of Year (Adjusted) (g)=(e)-(f)	Approved Dep'r Rate
St. Lucie Common									
321.0	Structures & Improvements	\$313,770,995.27							3.2%
322.0	Reactor Plant Equipment	40,757,748.45							5.0%
323.0	Turbogenerator Units	21,420,790.38							6.3%
324.0	Accessory Electric Equipment	29,435,863.74							3.3%
325.0	Miscellaneous Power Plant Equipment	23,393,187.42							5.3%
	Subtotal Depreciable	\$428,778,583.26							
325.3	Misc. Power Plant Equip. - 3-Year Amort	\$441,980.25							3 Yr Amort
325.5	Misc. Power Plant Equip. - 5-Year Amort	4,134,730.35							5 Yr Amort
325.7	Misc. Power Plant Equip. - 7-Year Amort	19,874,238.11							7 Yr Amort
	Subtotal Amortizable	\$24,450,948.71							
	Total St. Lucie Common	\$453,229,531.97							
St. Lucie Unit 1									
321.0	Structures & Improvements	\$132,979,365.57							3.0%
322.0	Reactor Plant Equipment	353,014,515.86							4.7%
323.0	Turbogenerator Units	103,343,912.42							5.9%
324.0	Accessory Electric Equipment	67,565,799.15							3.2%
325.0	Miscellaneous Power Plant Equipment	10,509,553.28							3.5%
	Subtotal Depreciable	\$667,413,146.08							
325.3	Misc. Power Plant Equip. - 3-Year Amort	\$0.00							3 Yr Amort
325.5	Misc. Power Plant Equip. - 5-Year Amort	0.00							5 Yr Amort
325.7	Misc. Power Plant Equip. - 7-Year Amort	34,587.30							7 Yr Amort
	Subtotal Amortizable	\$34,587.30							
	Total St. Lucie Unit 1	\$667,447,733.38							
St. Lucie Unit 1 Steam Generators									
321.0	Structures & Improvements	\$0.00							
322.0	Reactor Plant Equipment	19,179,904.00							
323.0	Turbogenerator Units	0.00							
324.0	Accessory Electric Equipment	0.00							
325.0	Miscellaneous Power Plant Equipment	0.00							
	Subtotal Depreciable	\$19,179,904.00							
325.3	Misc. Power Plant Equip. - 3-Year Amort	\$0.00							3 Yr Amort
325.5	Misc. Power Plant Equip. - 5-Year Amort	0.00							5 Yr Amort
325.7	Misc. Power Plant Equip. - 7-Year Amort	0.00							7 Yr Amort
	Subtotal Amortizable	\$0.00							
	Total St. Lucie Unit 1 Steam Generators	\$19,179,904.00							
St. Lucie Unit 2									
321.0	Structures & Improvements	\$242,315,165.86							3.5%
322.0	Reactor Plant Equipment	608,397,582.95							3.9%
323.0	Turbogenerator Units	142,909,932.54							4.2%
324.0	Accessory Electric Equipment	158,308,637.27							2.8%
325.0	Miscellaneous Power Plant Equipment	21,257,040.02							3.1%
	Subtotal Depreciable	\$1,173,168,258.64							
325.3	Misc. Power Plant Equip. - 3-Year Amort	\$0.00							3 Yr Amort
325.5	Misc. Power Plant Equip. - 5-Year Amort	0.00							5 Yr Amort
325.7	Misc. Power Plant Equip. - 7-Year Amort	222,332.84							7 Yr Amort
	Subtotal Amortizable	\$222,332.84							
	Total St. Lucie Unit 2	\$1,173,410,591.48							
St. Lucie Site									
321.0	Structures & Improvements	\$689,065,528.70							
322.0	Reactor Plant Equipment	1,021,349,749.06							
323.0	Turbogenerator Units	267,674,635.34							
324.0	Accessory Electric Equipment	255,310,200.18							
325.0	Miscellaneous Power Plant Equipment	55,159,780.72							
	Subtotal Depreciable	\$2,288,559,873.98							
325.3	Misc. Power Plant Equip. - 3-Year Amort	\$441,980.25							
325.5	Misc. Power Plant Equip. - 5-Year Amort	4,134,730.35							
325.7	Misc. Power Plant Equip. - 7-Year Amort	20,131,138.25							
	Subtotal Amortizable	\$24,707,848.85							
	Total St. Lucie Site	\$2,313,267,722.83							

FLORIDA POWER & LIGHT COMPANY
Schedule I - Plant In Service As Of 12/31/98

Plant Account	Account Description	Beginning Balance	Additions	Retirements	Transfers	End of Year Balance	Exclusions	End Of Year (Adjusted)	Approved Depr Rate
		(a)	(b)	(c)	(d)	(e)	(f)	(g)	(h)
Turkey Point Common									
321.0	Structures & Improvements	\$218,713,167.77							5.1%
322.0	Reactor Plant Equipment	42,398,750.34							6.8%
323.0	Turbogenerator Units	5,548,022.35							5.0%
324.0	Accessory Electric Equipment	42,360,986.53							4.4%
325.0	Miscellaneous Power Plant Equipment	22,271,943.65							5.3%
	Subtotal Depreciable	\$329,292,870.64							
325.3	Misc. Power Plant Equip. - 3-Year Amort	\$1,026,821.67							5 Yr Amort
325.5	Misc. Power Plant Equip. - 5-Year Amort	1,461,605.31							7 Yr Amort
325.7	Misc. Power Plant Equip. - 7-Year Amort	13,863,669.36							
	Subtotal Amortizable	\$16,352,116.34							
	Total Turkey Point Common	\$345,644,986.98							
Turkey Point Unit 3									
321.0	Structures & Improvements	\$37,410,930.33							4.1%
322.0	Reactor Plant Equipment	181,904,546.38							5.8%
323.0	Turbogenerator Units	74,168,317.24							5.9%
324.0	Accessory Electric Equipment	97,498,081.61							4.3%
325.0	Miscellaneous Power Plant Equipment	3,019,327.39							4.3%
	Subtotal Depreciable	\$394,058,902.95							
325.3	Misc. Power Plant Equip. - 3-Year Amort	\$0.00							5 Yr Amort
325.5	Misc. Power Plant Equip. - 5-Year Amort	0.00							7 Yr Amort
325.7	Misc. Power Plant Equip. - 7-Year Amort	0.00							
	Subtotal Amortizable	\$0.00							
	Total Turkey Point Unit 3	\$394,058,902.95							
Turkey Point Unit 4									
321.0	Structures & Improvements	\$59,708,050.32							4.5%
322.0	Reactor Plant Equipment	172,827,264.43							5.8%
323.0	Turbogenerator Units	95,452,502.66							6.0%
324.0	Accessory Electric Equipment	140,977,102.68							4.5%
325.0	Miscellaneous Power Plant Equipment	3,682,394.03							5.4%
	Subtotal Depreciable	\$472,847,314.12							
325.3	Misc. Power Plant Equip. - 3-Year Amort	\$0.00							5 Yr Amort
325.5	Misc. Power Plant Equip. - 5-Year Amort	0.00							7 Yr Amort
325.7	Misc. Power Plant Equip. - 7-Year Amort	0.00							
	Subtotal Amortizable	\$0.00							
	Total Turkey Point Unit 4	\$472,847,314.12							
Turkey Point Site									
321.0	Structures & Improvements	\$313,831,848.42							
322.0	Reactor Plant Equipment	397,190,561.15							
323.0	Turbogenerator Units	175,168,842.25							
324.0	Accessory Electric Equipment	280,834,170.82							
325.0	Miscellaneous Power Plant Equipment	29,173,665.07							
	Subtotal Depreciable	\$1,196,199,087.71							
325.3	Misc. Power Plant Equip. - 3-Year Amort	\$1,026,821.67							
325.5	Misc. Power Plant Equip. - 5-Year Amort	1,461,605.31							
325.7	Misc. Power Plant Equip. - 7-Year Amort	13,863,669.36							
	Subtotal Amortizable	\$16,352,116.34							
	Total Turkey Point Site	\$1,212,551,204.05							
NUCLEAR PRODUCTION									
321.0	Structures & Improvements	\$1,002,897,375.12							
322.0	Reactor Plant Equipment	1,418,540,310.21							
323.0	Turbogenerator Units	442,843,477.59							
324.0	Accessory Electric Equipment	536,144,370.98							
325.0	Miscellaneous Power Plant Equipment	84,333,425.79							
	Subtotal Depreciable	\$3,484,758,959.69							
325.3	Misc. Power Plant Equip. - 3-Year Amort	\$1,468,801.92							
325.5	Misc. Power Plant Equip. - 5-Year Amort	5,596,335.86							
325.7	Misc. Power Plant Equip. - 7-Year Amort	33,694,827.61							
	Subtotal Amortizable	\$41,059,965.19							
	TOTAL NUCLEAR PRODUCTION	\$3,525,818,924.88							

FLORIDA POWER & LIGHT COMPANY
Schedule I - Plant In Service As Of 12/31/98

Plant Account	Account Description	Beginning Balance (a)	Additions (b)	Retirements (c)	Transfers (d)	End of Year Balance (e)=(a)+(b)-(c)+(d)	Exclusions (f)	End Of Year (Adjusted) (g)=(e)-(f)	Approved Depr Rate
Fl Myers GTs									
341.0	Structures & Improvements	\$3,648,581.33							0.8%
342.0	Fuel Holders, Products, and Accessories	2,814,284.30							1.2%
343.0	Prime Movers	31,018,251.12							1.0%
344.0	Generators	16,818,250.77							1.3%
345.0	Accessory Electric Equipment	3,786,523.14							1.6%
346.0	Miscellaneous Power Plant Equipment	86,753.14							2.8%
	Subtotal Depreciable	\$58,168,823.80							
346.3	Misc. Power Plant Equip. - 3-Year Amort	\$0.00							3 Yr Amort
346.5	Misc. Power Plant Equip. - 5-Year Amort	25,639.48							5 Yr Amort
346.7	Misc. Power Plant Equip. - 7-Year Amort	27,501.48							7 Yr Amort
	Subtotal Amortizable	\$53,140.94							
	Total Fl Myers GTs	\$58,221,764.74							
Lauderdale GTs									
341.0	Structures & Improvements	\$5,857,506.48							4.6%
342.0	Fuel Holders, Products, and Accessories	1,074,648.12							0.7%
343.0	Prime Movers	51,120,597.29							1.3%
344.0	Generators	18,247,579.32							0.4%
345.0	Accessory Electric Equipment	4,512,301.17							1.5%
346.0	Miscellaneous Power Plant Equipment	251,215.51							0.8%
	Subtotal Depreciable	\$81,063,845.89							
346.3	Misc. Power Plant Equip. - 3-Year Amort	\$0.00							3 Yr Amort
346.5	Misc. Power Plant Equip. - 5-Year Amort	8,745.00							5 Yr Amort
346.7	Misc. Power Plant Equip. - 7-Year Amort	9,835.64							7 Yr Amort
	Subtotal Amortizable	\$18,380.64							
	Total Lauderdale GTs	\$81,082,226.53							
Pt. Everglades GTs									
341.0	Structures & Improvements	\$3,808,667.62							1.1%
342.0	Fuel Holders, Products, and Accessories	6,840,069.03							1.4%
343.0	Prime Movers	19,882,803.50							0.5%
344.0	Generators	11,045,184.76							0.3%
345.0	Accessory Electric Equipment	3,285,178.07							2.5%
346.0	Miscellaneous Power Plant Equipment	100,621.44							81.7%
	Subtotal Depreciable	\$44,342,322.42							
346.3	Misc. Power Plant Equip. - 3-Year Amort	\$0.00							3 Yr Amort
346.5	Misc. Power Plant Equip. - 5-Year Amort	3,882.64							5 Yr Amort
346.7	Misc. Power Plant Equip. - 7-Year Amort	293,557.87							7 Yr Amort
	Subtotal Amortizable	\$297,420.51							
	Total Pt. Everglades GTs	\$44,609,742.93							
OTHER PRODUCTION (GAS TURBINES)									
341.0	Structures & Improvements	\$13,114,755.43							
342.0	Fuel Holders, Products, and Accessories	10,528,979.45							
343.0	Prime Movers	101,819,451.91							
344.0	Generators	46,106,014.85							
345.0	Accessory Electric Equipment	11,564,000.38							
346.0	Miscellaneous Power Plant Equipment	438,590.09							
	Subtotal Depreciable	\$183,574,792.11							
346.3	Misc. Power Plant Equip. - 3-Year Amort	\$0.00							
346.5	Misc. Power Plant Equip. - 5-Year Amort	38,247.10							
346.7	Misc. Power Plant Equip. - 7-Year Amort	300,694.99							
	Subtotal Amortizable	\$338,942.09							
	SUBTOTAL OTHER PRODUCTION (GAS TURBINES)	\$183,913,734.20							

FLORIDA POWER & LIGHT COMPANY
Schedule I - Plant In Service As Of 12/31/98

Plant Account	Account Description	Beginning Balance (a)	Additions (b)	Retirements (c)	Transfers (d)	End Of Year Balance (e)=(a)+(b)-(c)+(d)	Exclusions (f)	End Of Year (Adjusted) (g)=(e)-(f)	Approved Depr Rate
Lauderdale Common									
341.0	Structures & Improvements	\$71,592,868.98							5.3%
342.0	Fuel Holders, Products, and Accessories	6,445,854.44							4.3%
343.0	Prime Movers	24,526,896.09							15.5%
344.0	Generators	313,512.06							4.3%
345.0	Accessory Electric Equipment	11,573,973.71							4.2%
346.0	Miscellaneous Power Plant Equipment	1,286,864.40							6.0%
	Subtotal Depreciable	\$115,739,569.68							
346.3	Misc. Power Plant Equip. - 3-Year Amort	\$152,332.60							3 Yr Amort
346.5	Misc. Power Plant Equip. - 5-Year Amort	447,120.29							5 Yr Amort
346.7	Misc. Power Plant Equip. - 7-Year Amort	1,998,897.68							7 Yr Amort
	Subtotal Amortizable	\$2,598,350.57							
	Total Lauderdale Common	\$118,337,920.25							
Lauderdale Unit 3									
341.0	Structures & Improvements	\$4,654,678.99							2.0%
342.0	Fuel Holders, Products, and Accessories	647,062.59							4.6%
343.0	Prime Movers	148,972,547.74							8.5%
344.0	Generators	24,501,759.71							4.1%
345.0	Accessory Electric Equipment	26,597,888.18							4.3%
346.0	Miscellaneous Power Plant Equipment	2,192,007.17							6.4%
	Subtotal Depreciable	\$205,645,744.38							
346.3	Misc. Power Plant Equip. - 3-Year Amort	\$0.00							3 Yr Amort
346.5	Misc. Power Plant Equip. - 5-Year Amort	0.00							5 Yr Amort
346.7	Misc. Power Plant Equip. - 7-Year Amort	0.00							7 Yr Amort
	Subtotal Amortizable	\$0.00							
	Total Lauderdale Unit 3	\$205,645,744.38							
Lauderdale Unit 4									
341.0	Structures & Improvements	\$2,887,726.82							3.3%
342.0	Fuel Holders, Products, and Accessories	646,907.91							4.9%
343.0	Prime Movers	144,868,686.49							8.6%
344.0	Generators	24,886,360.18							3.9%
345.0	Accessory Electric Equipment	22,249,732.40							4.2%
346.0	Miscellaneous Power Plant Equipment	1,732,514.78							7.0%
	Subtotal Depreciable	\$197,171,928.58							
346.3	Misc. Power Plant Equip. - 3-Year Amort	\$0.00							3 Yr Amort
346.5	Misc. Power Plant Equip. - 5-Year Amort	0.00							5 Yr Amort
346.7	Misc. Power Plant Equip. - 7-Year Amort	0.00							7 Yr Amort
	Subtotal Amortizable	\$0.00							
	Total Lauderdale Unit 4	\$197,171,928.58							
Lauderdale Site									
341.0	Structures & Improvements	\$78,135,274.79							
342.0	Fuel Holders, Products, and Accessories	7,739,624.94							
343.0	Prime Movers	316,167,930.32							
344.0	Generators	49,861,631.95							
345.0	Accessory Electric Equipment	60,421,394.29							
346.0	Miscellaneous Power Plant Equipment	5,211,386.35							
	Subtotal Depreciable	\$518,557,242.64							
346.3	Misc. Power Plant Equip. - 3-Year Amort	\$152,332.60							
346.5	Misc. Power Plant Equip. - 5-Year Amort	447,120.29							
346.7	Misc. Power Plant Equip. - 7-Year Amort	1,998,897.68							
	Subtotal Amortizable	\$2,598,350.57							
	Total Lauderdale Site	\$521,155,593.21							

FLORIDA POWER & LIGHT COMPANY
Schedule I - Plant In Service As Of 12/31/98

Plant Account	Account Description	Beginning Balance (a)	Additions (b)	Retirements (c)	Transfers (d)	End of Year Balance (e)=(a)+(b)-(c)+(d)	Exclusions (f)	End Of Year (Adjusted) (g)=(e)-(f)	Approved Depr Rate
Martin Common									
341.0	Structures & Improvements	\$40,062,842.40							4.4%
342.0	Fuel Holders, Products, and Accessories	3,512,615.79							4.1%
343.0	Prime Movers	34,619,981.93							10.0%
344.0	Generators	0.00							
345.0	Accessory Electric Equipment	4,676,011.41							3.6%
346.0	Miscellaneous Power Plant Equipment	4,079,523.22							7.5%
	Subtotal Depreciable	\$88,950,974.75							
346.3	Misc. Power Plant Equip. - 3-Year Amort	\$13,268.02							3 Yr Amort
346.5	Misc. Power Plant Equip. - 5-Year Amort	1,310,665.48							5 Yr Amort
346.7	Misc. Power Plant Equip. - 7-Year Amort	3,110,618.51							7 Yr Amort
	Subtotal Amortizable	\$4,434,552.01							
	Total Martin Common	\$91,385,526.76							
Martin Pipeline									
341.0	Structures & Improvements	\$0.00							
342.0	Fuel Holders, Products, and Accessories	13,292,865.62							9.0%
343.0	Prime Movers	0.00							
344.0	Generators	0.00							
345.0	Accessory Electric Equipment	0.00							
346.0	Miscellaneous Power Plant Equipment	0.00							
	Subtotal Depreciable	\$13,292,865.62							
346.3	Misc. Power Plant Equip. - 3-Year Amort	\$0.00							3 Yr Amort
346.5	Misc. Power Plant Equip. - 5-Year Amort	0.00							5 Yr Amort
346.7	Misc. Power Plant Equip. - 7-Year Amort	0.00							7 Yr Amort
	Subtotal Amortizable	\$0.00							
	Total Martin Pipeline	\$13,292,865.62							
Martin Unit 3									
341.0	Structures & Improvements	\$1,947,930.61							3.3%
342.0	Fuel Holders, Products, and Accessories	887,253.07							4.9%
343.0	Prime Movers	149,522,434.74							5.7%
344.0	Generators	24,476,950.46							4.0%
345.0	Accessory Electric Equipment	19,069,741.60							7.0%
346.0	Miscellaneous Power Plant Equipment	531,739.16							6.6%
	Subtotal Depreciable	\$196,416,049.66							
346.3	Misc. Power Plant Equip. - 3-Year Amort	\$7.61							3 Yr Amort
346.5	Misc. Power Plant Equip. - 5-Year Amort	0.00							5 Yr Amort
346.7	Misc. Power Plant Equip. - 7-Year Amort	0.00							7 Yr Amort
	Subtotal Amortizable	\$7.61							
	Total Martin Unit 3	\$196,416,057.27							
Martin Unit 4									
341.0	Structures & Improvements	\$1,878,926.84							3.4%
342.0	Fuel Holders, Products, and Accessories	653,293.06							4.7%
343.0	Prime Movers	144,937,528.26							5.5%
344.0	Generators	29,263,815.45							4.0%
345.0	Accessory Electric Equipment	15,199,687.44							7.1%
346.0	Miscellaneous Power Plant Equipment	475,679.10							6.7%
	Subtotal Depreciable	\$192,407,130.15							
346.3	Misc. Power Plant Equip. - 3-Year Amort	\$0.00							3 Yr Amort
346.5	Misc. Power Plant Equip. - 5-Year Amort	0.00							5 Yr Amort
346.7	Misc. Power Plant Equip. - 7-Year Amort	0.00							7 Yr Amort
	Subtotal Amortizable	\$0.00							
	Total Martin Unit 4	\$192,407,130.15							
Martin Site									
341.0	Structures & Improvements	\$43,887,609.85							
342.0	Fuel Holders, Products, and Accessories	18,326,047.54							
343.0	Prime Movers	329,079,944.93							
344.0	Generators	53,740,765.91							
345.0	Accessory Electric Equipment	38,845,440.45							
346.0	Miscellaneous Power Plant Equipment	5,087,141.50							
	Subtotal Depreciable	\$489,067,040.18							
346.3	Misc. Power Plant Equip. - 3-Year Amort	\$13,275.63							
346.5	Misc. Power Plant Equip. - 5-Year Amort	1,310,665.48							
346.7	Misc. Power Plant Equip. - 7-Year Amort	3,110,618.51							
	Subtotal Amortizable	\$4,434,559.62							
	Total Martin Site	\$493,501,599.80							

FLORIDA POWER & LIGHT COMPANY
Schedule I - Plant In Service As Of 12/31/98

Plant Account	Account Description	Beginning Balance (a)	Additions (b)	Retirements	Transfers	End Of Year Balance (a)+(b)-(c)+(d)	Exclusions (f)	End Of Year (Adjusted) (d)-(e)-(f)	Approved Depr Rate
Putnam Common									
341.0	Structures & Improvements	\$11,058,741.59							4.2%
342.0	Fuel Holders, Products, and Accessories	7,088,831.38							4.0%
343.0	Prime Movers	10,715,804.14							5.8%
344.0	Generators	36,486.78							1.7%
345.0	Accessory Electric Equipment	1,441,913.78							4.9%
346.0	Miscellaneous Power Plant Equipment	1,080,038.02							4.0%
	Subtotal Depreciable	\$31,421,815.67							
346.3	Misc. Power Plant Equip. - 3-Year Amort	\$270,714.79							3 Yr Amort
346.5	Misc. Power Plant Equip. - 5-Year Amort	300,898.73							5 Yr Amort
346.7	Misc. Power Plant Equip. - 7-Year Amort	241,884.02							7 Yr Amort
	Subtotal Amortizable	\$813,097.54							
	Total Putnam Common	\$32,234,713.21							
Putnam Unit 1									
341.0	Structures & Improvements	\$34,824.02							2.7%
342.0	Fuel Holders, Products, and Accessories	81,741.54							6.8%
343.0	Prime Movers	49,096,883.89							6.0%
344.0	Generators	5,382,576.27							2.7%
345.0	Accessory Electric Equipment	6,682,852.99							10.4%
346.0	Miscellaneous Power Plant Equipment	373,019.11							3.0%
	Subtotal Depreciable	\$61,631,497.82							
346.3	Misc. Power Plant Equip. - 3-Year Amort	\$0.00							3 Yr Amort
346.5	Misc. Power Plant Equip. - 5-Year Amort	0.00							5 Yr Amort
346.7	Misc. Power Plant Equip. - 7-Year Amort	0.00							7 Yr Amort
	Subtotal Amortizable	\$0.00							
	Total Putnam Unit 1	\$61,631,497.82							
Putnam Unit 2									
341.0	Structures & Improvements	\$34,824.02							2.8%
342.0	Fuel Holders, Products, and Accessories	81,884.78							5.2%
343.0	Prime Movers	49,430,890.87							6.3%
344.0	Generators	5,382,575.54							2.8%
345.0	Accessory Electric Equipment	8,805,887.82							4.0%
346.0	Miscellaneous Power Plant Equipment	358,907.31							3.8%
	Subtotal Depreciable	\$62,074,350.34							
346.3	Misc. Power Plant Equip. - 3-Year Amort	\$0.00							3 Yr Amort
346.5	Misc. Power Plant Equip. - 5-Year Amort	0.00							5 Yr Amort
346.7	Misc. Power Plant Equip. - 7-Year Amort	0.00							7 Yr Amort
	Subtotal Amortizable	\$0.00							
	Total Putnam Unit 2	\$62,074,350.34							
Putnam Site									
341.0	Structures & Improvements	\$11,127,989.83							
342.0	Fuel Holders, Products, and Accessories	7,212,057.70							
343.0	Prime Movers	109,243,378.70							
344.0	Generators	10,801,838.57							
345.0	Accessory Electric Equipment	14,930,434.59							
346.0	Miscellaneous Power Plant Equipment	1,811,984.44							
	Subtotal Depreciable	\$155,127,483.83							
346.3	Misc. Power Plant Equip. - 3-Year Amort	\$270,714.79							
346.5	Misc. Power Plant Equip. - 5-Year Amort	300,898.73							
346.7	Misc. Power Plant Equip. - 7-Year Amort	241,884.02							
	Subtotal Amortizable	\$813,097.54							
	Total Putnam Site	\$155,940,581.17							
OTHER PRODUCTION (COMBINED CYCLE)									
341.0	Structures & Improvements	\$134,150,984.27							
342.0	Fuel Holders, Products, and Accessories	33,277,730.18							
343.0	Prime Movers	754,491,253.95							
344.0	Generators	114,424,036.43							
345.0	Accessory Electric Equipment	114,297,289.33							
346.0	Miscellaneous Power Plant Equipment	12,110,492.29							
	Subtotal Depreciable	\$1,162,751,746.45							
346.3	Misc. Power Plant Equip. - 3-Year Amort	\$436,323.02							
346.5	Misc. Power Plant Equip. - 5-Year Amort	2,058,484.50							
346.7	Misc. Power Plant Equip. - 7-Year Amort	5,351,200.21							
	Subtotal Amortizable	\$7,846,007.73							
	SUBTOTAL OTHER PRODUCTION (COMBINED CYCLE)	\$1,170,597,754.18							

FLORIDA POWER & LIGHT COMPANY
Schedule I - Plant In Service As Of 12/31/98

Plant Account	Account Description	Beginning Balance (e)	Additions (c)	Retirements (d)	Transfers (f)	End Of Year Balance (g)=(e)+(c)-(d)+(f)	Exclusions (i)	End Of Year (Adjusted) (h)=(g)-(i)	Approved Depr Rate
OTHER PRODUCTION (ALL)									
341.0	Structures & Improvements	\$147,265,719.70							
342.0	Fuel Holders, Products, and Accessories	43,806,709.83							
343.0	Prime Movers	858,310,705.86							
344.0	Generators	160,533,051.28							
345.0	Accessory Electric Equipment	125,861,269.71							
346.0	Miscellaneous Power Plant Equipment	12,549,082.35							
	Subtotal Depreciable	\$1,346,326,538.56							
346.3	Misc. Power Plant Equip. - 3-Year Amort	\$438,323.02							
346.5	Misc. Power Plant Equip. - 5-Year Amort	2,098,731.80							
346.7	Misc. Power Plant Equip. - 7-Year Amort	5,651,895.20							
	Subtotal Amortizable	\$8,188,950.02							
	TOTAL OTHER PRODUCTION (ALL)	\$1,354,511,488.58							
PRODUCTION PLANT									
	Subtotal Depreciable	\$7,726,704,293.58							
	Subtotal Amortizable	72,954,466.82							
	TOTAL PRODUCTION PLANT	\$7,799,658,760.40							
TRANSMISSION PLANT									
350.2	Easements	\$131,194,555.83							2.2%
352.0	Structures & Improvements	41,500,587.85							2.2%
353.0	Station Equipment	751,868,016.87							2.2%
354.0	Towers & Fixtures	272,287,102.97							2.6%
355.0	Poles & Fixtures	344,423,046.26							3.5%
356.0	Overhead Conductors & Devices	412,048,887.90							3.4%
357.0	Underground Conduit	30,757,378.89							1.8%
358.0	Underground Conductors & Devices	36,860,609.95							2.0%
359.0	Roads & Trails	71,214,624.27							2.1%
	TOTAL TRANSMISSION PLANT	\$2,091,954,811.39							
DISTRIBUTION PLANT									
361.0	Structures & Improvements	\$65,457,686.76							2.2%
362.0	Station Equipment	700,226,650.17							2.9%
362.9	Station Equipment - LMS	17,357,589.82							5 Yr Recovery
364.0	Poles, Towers & Fixtures	470,121,919.83							4.6%
365.0	Overhead Conductors & Devices	728,301,784.31							4.6%
366.6	Underground Conduit, Duct System	442,998,339.46							2.1%
366.7	Underground Conduit, Direct Buried	23,398,252.01							2.7%
367.6	UG Conductors & Devices, Duct System	574,891,067.91							2.9%
367.7	UG Conductors & Devices, Direct Buried	328,257,089.55							2.8%
367.8	UG Conduct & Dev, Cable Inject- 8yr	13,802,490.23							8 Yr Recovery
367.9	UG Conduct & Dev, Cable Inject-10yr	9,223,594.87							10 Yr Recovery
368.0	Line Transformers	1,063,806,079.83							4.0%
369.1	Services, Overhead	108,520,935.54							4.2%
369.7	Services, Underground	333,669,507.62							3.1%
370.0	Meters	314,754,737.15							3.1%
371.0	Installations On Customer Premises	47,855,495.08							6.7%
371.2	Residential Load Management (LMS)	81,735,748.30							5 Yr Recovery
371.3	Commercial Load Mgmt (Non-ECCR)	237,914.37							5 Yr Recovery
373.0	Street Lighting & Signal Systems	219,852,527.24							6.6%
	TOTAL DISTRIBUTION PLANT	\$5,544,269,359.85							
GENERAL PLANT: DEPRECIABLE									
390.0	Structures & Improvements - FPL	\$147,085,805.21							2.8%
390.0	Structures & Improvements - LRIC	177,225,552.31							2.5%
391.6	Computer Equipment - LMS	127,890.91							5 Yr Recovery
391.7	CILC Computer Equipment - LMS	0.00							5 Yr Recovery
391.8	Computer Equipment - ECCR	1,408,884.27							5 Yr Recovery
392.0	Aircraft - Fixed Wing (Non-Jet)	0.00							
392.0	Aircraft, Rotary Wing	2,108,319.88							2.2%
392.0	Aircraft, Fixed Wing (Jet)	19,883,894.50							4.8%
392.1	Transportation - Automobiles	1,487,910.16							8.1%
392.2	Transportation - Light Trucks	20,423,001.51							9.7%
392.3	Transportation - Heavy Trucks	145,369,163.82							6.8%
392.4	Transportation - Tractor-Trailers	1,125,012.12							10.1%
392.9	Transportation - Trailers	11,586,100.82							2.6%
395.6	Test Equipment - LMS	436,313.51							5 Yr Recovery
395.8	Measurement Equipment - ECCR	2,559,131.52							5 Yr Recovery
396.1	Power Operated Equip - Transportation	5,814,841.24							3.4%
396.8	Power Operated Equipment - Other	187,335.85							11.8%
397.4	Communications Equip - ECCR	753,256.46							5 Yr Recovery
397.6	Communications Equipment - LMS	0.00							5 Yr Recovery
397.8	Communications Equipment - Fiber Optics	54,377,393.81							3.8%
398.6	Miscellaneous Equipment - LMS	0.00							5 Yr Recovery
	SUBTOTAL GENERAL PLANT: DEPRECIABLE	\$592,020,909.06							

FLORIDA POWER & LIGHT COMPANY
Schedule I - Plant In Service As Of 12/31/98

Plant Account	Account Description	Beginning Balance (a)	Additions (b)	Retirements (c)	Transfers (d)	End of Year Balance (e)=(a)+(b)-(c)+(d)	Exclusions (f)	End Of Year (Adjusted) (g)=(e)-(f)	Approved Depr Rate
GENERAL PLANT - AMORTIZABLE									
390.1	Leaseholds	\$3,454,061.85							Various
391.1	Office Furniture	13,254,630.48							7 Yr Amort
391.2	Office Accessories	3,369,197.70							5 Yr Amort
391.3	Office Equipment	1,178,633.97							7 Yr Amort
391.4	Duplicating & Mailing Equipment	6,382,795.03							7 Yr Amort
391.5	EDP Equipment	93,874,084.22							5 Yr Amort
391.9	PC Equipment	23,296,488.51							3 Yr Amort
392.7	Transportation Equipment - Marine Equip.	35,050.16							5 Yr Amort
392.8	Transportation Equipment - Other	25,867.47							5 Yr Amort
393.1	Stores Equipment - Handling Equip.	9,552,511.39							7 Yr Amort
393.2	Stores Equipment - Storage Equip.	1,143,963.79							7 Yr Amort
393.3	Stores Equipment - Portable Handling	554,736.12							7 Yr Amort
394.1	Shop Equipment - Fixed/Stationary	10,985,952.24							7 Yr Amort
394.2	Shop Equipment - Portable Handling	9,615,323.39							7 Yr Amort
395.1	Lab Equipment - Fixed/Stationary	21,096,691.07							7 Yr Amort
395.2	Lab Equipment - Portable	12,469,032.36							7 Yr Amort
397.1	Communications Equipment - Other	39,067,028.64							7 Yr Amort
397.3	Communications Equipment - Official	26,384,405.56							7 Yr Amort
398.0	Miscellaneous Equipment	7,670,834.05							7 Yr Amort
SUBTOTAL GENERAL PLANT - AMORTIZABLE		\$283,413,088.00							
GENERAL PLANT TOTALS									
390.0	Structures & Improvements	\$327,765,419.37							
391.0	Office Furniture & Equipment	142,895,705.09							
392.0	Transportation	202,104,319.82							
393.0	Stores Equipment	11,251,211.30							
394.0	Shop, Tools & Garage Equipment	20,801,275.63							
395.0	Laboratory Equipment	36,561,168.46							
396.0	Power Operated Equipment	6,002,176.89							
397.0	Communications Equipment	120,582,088.47							
398.0	Miscellaneous Equipment	7,670,834.05							
TOTAL GENERAL PLANT TOTALS		\$875,433,967.06							
TOTAL EXCLUDING PRODUCTION PLANT									
Subtotal Depreciable		\$8,228,245,110.32							
Subtotal Amortizable		263,413,088.00							
TOTAL EXCLUDING PRODUCTION PLANT		\$8,511,658,198.32							
TOTAL INCLUDING PRODUCTION PLANT									
Subtotal Depreciable		\$15,954,949,403.90							
Subtotal Amortizable		358,387,554.82							
TOTAL INCLUDING PRODUCTION PLANT		\$16,311,316,958.72							

- NOTES :**
- (1) Accelerated Oil Backout
 - (2) Load Management System and/or ECCR
 - (3) Accelerated Oil Backout and Load Management System and/or ECCR

GENERAL NOTES :
 --- Annual Status Report excludes investment in Intangible Plant, Other Tangible Plant, and Land & Land Rights (except Transmission easements).

FLORIDA POWER & LIGHT COMPANY
Schedule II - Accumulated Provision For Depreciation/Amortization As Of 12/31/98

Plant Account	Account Description	Beginning Balance	Accruals	Retirements	Cost of Removal	Salvage	Other Recoveries	Transfers	End of Year Balance	Exclusions	End of Year (Adjusted)
		(a)	(b)	(c)	(d)	(e)	(f)	(g)	(h) = (a) + (b) - (c) - (d) - (e) - (f) + (g)	(i)	(j) = (h) - (i)
Cape Canaveral Common											
311.0	Structures & Improvements	\$5,397,873.11									
312.0	Boiler Plant Equipment	(69,705.27)									
314.0	Turbogenerator Units	188,748.38									
315.0	Accessory Electric Equipment	285,839.88									
316.0	Miscellaneous Power Plant Equipment	189,488.50									
	Subtotal Depreciable	\$5,949,240.40									
316.3	Misc. Power Plant Equip. - 3-Year Amort	\$118,776.89									
316.5	Misc. Power Plant Equip. - 5-Year Amort	239,400.97									
316.7	Misc. Power Plant Equip. - 7-Year Amort	368,066.78									
	Subtotal Amortizable	\$726,244.44									
	Total Cape Canaveral Common	\$6,675,484.84									
Cape Canaveral Unit 1											
311.0	Structures & Improvements	\$1,040,904.52									
312.0	Boiler Plant Equipment	19,008,521.27									
314.0	Turbogenerator Units	11,182,565.04									
315.0	Accessory Electric Equipment	1,909,394.56									
316.0	Miscellaneous Power Plant Equipment	297,298.75									
	Subtotal Depreciable	\$33,438,684.14									
316.3	Misc. Power Plant Equip. - 3-Year Amort	\$0.00									
316.5	Misc. Power Plant Equip. - 5-Year Amort	0.00									
316.7	Misc. Power Plant Equip. - 7-Year Amort	0.00									
	Subtotal Amortizable	\$0.00									
	Total Cape Canaveral Unit 1	\$33,438,684.14									
Cape Canaveral Unit 2											
311.0	Structures & Improvements	\$1,108,586.82									
312.0	Boiler Plant Equipment	24,987,922.08									
314.0	Turbogenerator Units	9,016,742.74									
315.0	Accessory Electric Equipment	2,841,861.67									
316.0	Miscellaneous Power Plant Equipment	411,989.71									
	Subtotal Depreciable	\$38,147,082.90									
316.3	Misc. Power Plant Equip. - 3-Year Amort	\$0.00									
316.5	Misc. Power Plant Equip. - 5-Year Amort	0.00									
316.7	Misc. Power Plant Equip. - 7-Year Amort	0.00									
	Subtotal Amortizable	\$0.00									
	Total Cape Canaveral Unit 2	\$38,147,082.90									
Cape Canaveral Site											
311.0	Structures & Improvements	\$7,547,364.45									
312.0	Boiler Plant Equipment	43,906,738.08									
314.0	Turbogenerator Units	20,386,054.16									
315.0	Accessory Electric Equipment	4,817,095.81									
316.0	Miscellaneous Power Plant Equipment	877,754.96									
	Subtotal Depreciable	\$77,535,007.44									
316.3	Misc. Power Plant Equip. - 3-Year Amort	\$118,776.89									
316.5	Misc. Power Plant Equip. - 5-Year Amort	239,400.97									
316.7	Misc. Power Plant Equip. - 7-Year Amort	368,066.78									
	Subtotal Amortizable	\$726,244.44									
	Total Cape Canaveral Site	\$78,261,251.88									

FLORIDA POWER & LIGHT COMPANY
Schedule II - Accumulated Provision For Depreciation/Amortization As Of 12/31/98

PLANT Account	Account Description	Beginning Balance	Accruals	Retirements	Cost of Removal	Salvage	Other Recoveries	Transfers	End of Year Balance	Exclusions	End Of Year (Adjusted)
		(a)	(b)	(c)	(d)	(e)	(f)	(g)	(h) = a+b-c-d+e+f+g	(i)	(j) = (h)-(i)
Cutter Common											
311.0	Structures & Improvements	\$4,801,527.83									
312.0	Boiler Plant Equipment	583,783.89									
314.0	Turbogenerator Units	627,228.86									
315.0	Accessory Electric Equipment	261,028.06									
316.0	Miscellaneous Power Plant Equipment	392,970.53									
	Subtotal Depreciable	\$6,466,540.87									
316.3	Misc. Power Plant Equip. - 3-Year Amort	\$12,515.47									
316.5	Misc. Power Plant Equip. - 5-Year Amort	144,771.40									
316.7	Misc. Power Plant Equip. - 7-Year Amort	162,732.95									
	Subtotal Amortizable	\$320,019.82									
	Total Cutter Common	\$6,786,560.69									
Cutter Unit 5											
311.0	Structures & Improvements	\$317,725.86									
312.0	Boiler Plant Equipment	4,298,887.37									
314.0	Turbogenerator Units	3,956,861.27									
315.0	Accessory Electric Equipment	1,473,442.84									
316.0	Miscellaneous Power Plant Equipment	69,724.57									
	Subtotal Depreciable	\$10,115,651.91									
316.3	Misc. Power Plant Equip. - 3-Year Amort	\$0.00									
316.5	Misc. Power Plant Equip. - 5-Year Amort	0.00									
316.7	Misc. Power Plant Equip. - 7-Year Amort	0.00									
	Subtotal Amortizable	\$0.00									
	Total Cutter Unit 5	\$10,115,651.91									
Cutter Unit 6											
311.0	Structures & Improvements	\$434,548.63									
312.0	Boiler Plant Equipment	8,358,776.58									
314.0	Turbogenerator Units	7,567,930.40									
315.0	Accessory Electric Equipment	2,013,391.20									
316.0	Miscellaneous Power Plant Equipment	71,788.01									
	Subtotal Depreciable	\$18,446,444.82									
316.3	Misc. Power Plant Equip. - 3-Year Amort	\$0.00									
316.5	Misc. Power Plant Equip. - 5-Year Amort	0.00									
316.7	Misc. Power Plant Equip. - 7-Year Amort	0.00									
	Subtotal Amortizable	\$0.00									
	Total Cutter Unit 6	\$18,446,444.82									
Cutter Site											
311.0	Structures & Improvements	\$5,363,802.42									
312.0	Boiler Plant Equipment	13,241,457.84									
314.0	Turbogenerator Units	12,152,021.33									
315.0	Accessory Electric Equipment	3,747,883.10									
316.0	Miscellaneous Power Plant Equipment	533,493.11									
	Subtotal Depreciable	\$35,028,637.80									
316.3	Misc. Power Plant Equip. - 3-Year Amort	\$12,515.47									
316.5	Misc. Power Plant Equip. - 5-Year Amort	144,771.40									
316.7	Misc. Power Plant Equip. - 7-Year Amort	162,732.95									
	Subtotal Amortizable	\$320,019.82									
	Total Cutter Site	\$35,348,657.42									

FLORIDA POWER & LIGHT COMPANY
Schedule II - Accumulated Provision For Depreciation/Amortization As Of 12/31/98

PLANT Account	Account Description	Beginning Balance	Accruals	Retirements	Cost of Removal	Salvage	Other Recoveries	Transfers	End of Year Balance	Exclusions	End of Year (Adjusted)
		(a)	(b)	(c)	(d)	(e)	(f)	(g)	(h) = (a) + (b) - (c) - (d) - (e) - (f) + (g)	(i)	(j) = (h) - (i)
Myers Common (Remaining)											
311.0	Structures & Improvements	\$7,874,889.72									
312.0	Boiler Plant Equipment	(312,724.25)									
314.0	Turbogenerator Units	4,593.05									
315.0	Accessory Electric Equipment	340,493.05									
316.0	Miscellaneous Power Plant Equipment	554,347.48									
	Subtotal Depreciable	\$8,461,599.03									
316.3	Misc. Power Plant Equip. - 3-Year Amort	\$27,314.03									
316.5	Misc. Power Plant Equip. - 5-Year Amort	229,603.88									
316.7	Misc. Power Plant Equip. - 7-Year Amort	183,852.02									
	Subtotal Amortizable	\$440,769.73									
	Total Ft Myers Common (Remaining)	\$8,902,368.76									
Myers Unit 1 (Remaining)											
311.0	Structures & Improvements	\$820,043.52									
312.0	Boiler Plant Equipment	8,952,616.31									
314.0	Turbogenerator Units	6,107,115.44									
315.0	Accessory Electric Equipment	1,082,957.86									
316.0	Miscellaneous Power Plant Equipment	197,206.99									
	Subtotal Depreciable	\$16,959,939.92									
316.3	Misc. Power Plant Equip. - 3-Year Amort	\$0.00									
316.5	Misc. Power Plant Equip. - 5-Year Amort	0.00									
316.7	Misc. Power Plant Equip. - 7-Year Amort	0.00									
	Subtotal Amortizable	\$0.00									
	Total Ft Myers Unit 1 (Remaining)	\$16,959,939.92									
Myers Unit 2 (Remaining)											
311.0	Structures & Improvements	\$926,117.18									
312.0	Boiler Plant Equipment	14,620,802.27									
314.0	Turbogenerator Units	11,200,814.84									
315.0	Accessory Electric Equipment	1,886,454.48									
316.0	Miscellaneous Power Plant Equipment	177,586.87									
	Subtotal Depreciable	\$28,791,375.64									
316.3	Misc. Power Plant Equip. - 3-Year Amort	\$0.00									
316.5	Misc. Power Plant Equip. - 5-Year Amort	0.00									
316.7	Misc. Power Plant Equip. - 7-Year Amort	0.00									
	Subtotal Amortizable	\$0.00									
	Total Ft Myers Unit 2 (Remaining)	\$28,791,375.64									
Myers Site (Remaining)											
311.0	Structures & Improvements	\$9,421,050.42									
312.0	Boiler Plant Equipment	23,280,494.33									
314.0	Turbogenerator Units	17,312,323.33									
315.0	Accessory Electric Equipment	3,269,905.19									
316.0	Miscellaneous Power Plant Equipment	929,141.32									
	Subtotal Depreciable	\$54,212,914.59									
316.3	Misc. Power Plant Equip. - 3-Year Amort	\$27,314.03									
316.5	Misc. Power Plant Equip. - 5-Year Amort	229,603.88									
316.7	Misc. Power Plant Equip. - 7-Year Amort	183,852.02									
	Subtotal Amortizable	\$440,769.73									
	Total Ft Myers Site (Remaining)	\$54,653,684.32									

FLORIDA POWER & LIGHT COMPANY
Schedule II - Accumulated Provision For Depreciation/Amortization As Of 12/31/98

Plant Account	Account Description	Beginning Balance	Accruals	Retirements	Cost or Removal	Salvage	Other Recoveries	Transfers	End of Year Balance	Exclusions	End Of Year (Adjusted)
		(A)	(B)	(C)	(D)	(E)	(F)	(G)	(H) = (A) + (B) - (C) - (D) - (E) - (F) - (G)	(I)	(J) = (H) - (I)
Myers Common (Retiring)											
311.0	Structures & Improvements	\$0.00									
312.0	Boiler Plant Equipment	0.00									
314.0	Turbogenerator Units	0.00									
315.0	Accessory Electric Equipment	0.00									
316.0	Miscellaneous Power Plant Equipment	0.00									
	Subtotal Depreciable	\$0.00									
316.3	Misc. Power Plant Equip. - 3-Year Amort	\$0.00									
316.5	Misc. Power Plant Equip. - 5-Year Amort	0.00									
316.7	Misc. Power Plant Equip. - 7-Year Amort	0.00									
	Subtotal Amortizable	\$0.00									
	Total Ft Myers Common (Retiring)	\$0.00									
Myers Unit 1 (Retiring)											
311.0	Structures & Improvements	\$0.00									
312.0	Boiler Plant Equipment	0.00									
314.0	Turbogenerator Units	0.00									
315.0	Accessory Electric Equipment	0.00									
316.0	Miscellaneous Power Plant Equipment	0.00									
	Subtotal Depreciable	\$0.00									
316.3	Misc. Power Plant Equip. - 3-Year Amort	\$0.00									
316.5	Misc. Power Plant Equip. - 5-Year Amort	0.00									
316.7	Misc. Power Plant Equip. - 7-Year Amort	0.00									
	Subtotal Amortizable	\$0.00									
	Total Ft Myers Unit 1 (Retiring)	\$0.00									
Myers Unit 2 (Retiring)											
311.0	Structures & Improvements	\$0.00									
312.0	Boiler Plant Equipment	0.00									
314.0	Turbogenerator Units	0.00									
315.0	Accessory Electric Equipment	0.00									
316.0	Miscellaneous Power Plant Equipment	0.00									
	Subtotal Depreciable	\$0.00									
316.3	Misc. Power Plant Equip. - 3-Year Amort	\$0.00									
316.5	Misc. Power Plant Equip. - 5-Year Amort	0.00									
316.7	Misc. Power Plant Equip. - 7-Year Amort	0.00									
	Subtotal Amortizable	\$0.00									
	Total Ft Myers Unit 2 (Retiring)	\$0.00									
Myers Site (Retiring)											
311.0	Structures & Improvements	\$0.00									
312.0	Boiler Plant Equipment	0.00									
314.0	Turbogenerator Units	0.00									
315.0	Accessory Electric Equipment	0.00									
316.0	Miscellaneous Power Plant Equipment	0.00									
	Subtotal Depreciable	\$0.00									
316.3	Misc. Power Plant Equip. - 3-Year Amort	\$0.00									
316.5	Misc. Power Plant Equip. - 5-Year Amort	0.00									
316.7	Misc. Power Plant Equip. - 7-Year Amort	0.00									
	Subtotal Amortizable	\$0.00									
	Total Ft Myers Site (Retiring)	\$0.00									

FLORIDA POWER & LIGHT COMPANY
Schedule II - Accumulated Provision For Depreciation/Amortization As Of 12/31/98

Plant Account	Account Description	Beginning Balance	Accruals	Retirements	Cost of Removal	Salvage	Other Recoveries	Transfers	End of Year Balance	Exclusions	End of Year (Adjusted)
		(a)	(b)	(c)	(d)	(e)	(f)	(g)	(h) = a + b - c - d + e + f + g	(i)	(j) = (h) - (i)
Manatee Common											
311.0	Structures & Improvements	\$43,835,306.97									
312.0	Boiler Plant Equipment	508,444.32									
314.0	Turbogenerator Units	4,838,876.59									
315.0	Accessory Electric Equipment	5,815,710.93									
316.0	Miscellaneous Power Plant Equipment	1,265,557.55									
	Subtotal Depreciable	\$58,064,956.36									
316.3	Misc. Power Plant Equip. - 3-Year Amort	\$33,871.43									
316.5	Misc. Power Plant Equip. - 5-Year Amort	314,829.90									
316.7	Misc. Power Plant Equip. - 7-Year Amort	329,727.88									
	Subtotal Amortizable	\$678,229.21									
	Total Manatee Common	\$56,743,185.57									
Manatee Unit 1											
311.0	Structures & Improvements	\$4,220,979.32									
312.0	Boiler Plant Equipment	61,364,410.00									
314.0	Turbogenerator Units	30,165,021.55									
315.0	Accessory Electric Equipment	3,852,138.71									
316.0	Miscellaneous Power Plant Equipment	1,739,300.77									
	Subtotal Depreciable	\$101,341,850.55									
316.3	Misc. Power Plant Equip. - 3-Year Amort	\$0.00									
316.5	Misc. Power Plant Equip. - 5-Year Amort	0.00									
316.7	Misc. Power Plant Equip. - 7-Year Amort	2,398.85									
	Subtotal Amortizable	\$2,398.85									
	Total Manatee Unit 1	\$101,344,249.40									
Manatee Unit 2											
311.0	Structures & Improvements	\$2,959,427.28									
312.0	Boiler Plant Equipment	52,844,332.87									
314.0	Turbogenerator Units	26,244,468.07									
315.0	Accessory Electric Equipment	2,355,002.06									
316.0	Miscellaneous Power Plant Equipment	1,196,083.71									
	Subtotal Depreciable	\$85,369,314.39									
316.3	Misc. Power Plant Equip. - 3-Year Amort	\$0.00									
316.5	Misc. Power Plant Equip. - 5-Year Amort	0.00									
316.7	Misc. Power Plant Equip. - 7-Year Amort	2,441.38									
	Subtotal Amortizable	\$2,441.38									
	Total Manatee Unit 2	\$85,371,755.77									
Manatee Site											
311.0	Structures & Improvements	\$51,016,773.77									
312.0	Boiler Plant Equipment	114,818,186.89									
314.0	Turbogenerator Units	61,248,306.21									
315.0	Accessory Electric Equipment	11,822,852.30									
316.0	Miscellaneous Power Plant Equipment	4,170,942.03									
	Subtotal Depreciable	\$242,776,121.30									
316.3	Misc. Power Plant Equip. - 3-Year Amort	\$33,871.43									
316.5	Misc. Power Plant Equip. - 5-Year Amort	314,829.90									
316.7	Misc. Power Plant Equip. - 7-Year Amort	334,566.11									
	Subtotal Amortizable	\$683,067.44									
	Total Manatee Site	\$243,459,188.74									

FLORIDA POWER & LIGHT COMPANY
Schedule II - Accumulated Provision For Depreciation/Amortization As Of 12/31/98

Plant Account	Account Description	Beginning Balance	ACCRUALS	RETIREMENTS	COST OF REMOVAL	Salvage	Other Recoveries	Transfers	END OF YEAR Balance	Exclusions	END OF YEAR (Adjusted)
		(a)	(b)	(c)	(d)	(e)	(f)	(g)	(h) = a+b-c-d+e+f+g	(i)	(j) = (h)-(i)
Martin Common											
311.0	Structures & Improvements	\$113,746,207.00									
312.0	Boiler Plant Equipment	668,068.45									
314.0	Turbogenerator Units	5,825,504.73									
315.0	Accessory Electric Equipment	3,740,321.93									
316.0	Miscellaneous Power Plant Equipment	1,647,336.12									
	Subtotal Depreciable	\$125,997,461.23									
316.3	Misc. Power Plant Equip. - 3-Year Amort	\$77,249.78									
316.5	Misc. Power Plant Equip. - 5-Year Amort	295,705.06									
316.7	Misc. Power Plant Equip. - 7-Year Amort	1,273,226.53									
	Subtotal Amortizable	\$1,646,181.37									
	Total Martin Common	\$127,642,642.60									
Martin Pipeline											
311.0	Structures & Improvements	\$0.00									
312.0	Boiler Plant Equipment	165,247.38									
314.0	Turbogenerator Units	0.00									
315.0	Accessory Electric Equipment	0.00									
316.0	Miscellaneous Power Plant Equipment	0.00									
	Subtotal Depreciable	\$165,247.38									
316.3	Misc. Power Plant Equip. - 3-Year Amort	\$0.00									
316.5	Misc. Power Plant Equip. - 5-Year Amort	0.00									
316.7	Misc. Power Plant Equip. - 7-Year Amort	0.00									
	Subtotal Amortizable	\$0.00									
	Total Martin Pipeline	\$165,247.38									
Martin Unit 1											
311.0	Structures & Improvements	\$8,305,786.07									
312.0	Boiler Plant Equipment	80,951,154.47									
314.0	Turbogenerator Units	17,031,162.81									
315.0	Accessory Electric Equipment	4,363,665.46									
316.0	Miscellaneous Power Plant Equipment	1,368,960.64									
	Subtotal Depreciable	\$116,020,749.67									
316.3	Misc. Power Plant Equip. - 3-Year Amort	\$0.00									
316.5	Misc. Power Plant Equip. - 5-Year Amort	0.00									
316.7	Misc. Power Plant Equip. - 7-Year Amort	37,533.24									
	Subtotal Amortizable	\$37,533.24									
	Total Martin Unit 1	\$116,058,282.91									
Martin Unit 2											
311.0	Structures & Improvements	\$5,441,598.73									
312.0	Boiler Plant Equipment	78,250,620.67									
314.0	Turbogenerator Units	26,081,916.40									
315.0	Accessory Electric Equipment	6,150,417.25									
316.0	Miscellaneous Power Plant Equipment	964,169.38									
	Subtotal Depreciable	\$119,908,715.83									
316.3	Misc. Power Plant Equip. - 3-Year Amort	\$1.62									
316.5	Misc. Power Plant Equip. - 5-Year Amort	623.85									
316.7	Misc. Power Plant Equip. - 7-Year Amort	(672.81)									
	Subtotal Amortizable	(\$47.34)									
	Total Martin Unit 2	\$119,908,668.49									
Martin Site											
311.0	Structures & Improvements	\$127,483,591.80									
312.0	Boiler Plant Equipment	161,065,111.37									
314.0	Turbogenerator Units	61,038,577.94									
315.0	Accessory Electric Equipment	16,294,424.86									
316.0	Miscellaneous Power Plant Equipment	4,290,468.34									
	Subtotal Depreciable	\$362,092,174.11									
316.3	Misc. Power Plant Equip. - 3-Year Amort	\$77,251.40									
316.5	Misc. Power Plant Equip. - 5-Year Amort	296,328.91									
316.7	Misc. Power Plant Equip. - 7-Year Amort	1,309,066.96									
	Subtotal Amortizable	\$1,682,647.27									
	Total Martin Site	\$363,774,841.38									

FLORIDA POWER & LIGHT COMPANY
Schedule II - Accumulated Provision For Depreciation/Amortization As Of 12/31/98

Plant Account	Account Description	Beginning Balance	Accruals	Retirements	Cost of Removal	Salvage	Other Recoveries	Transfers	End of Year Balance	Exclusions	End of Year (Adjusted)
		(A)	(B)	(C)	(D)	(E)	(F)	(G)	(H) = (A)-(B)-(C)-(D)-(E)-(F)-(G)	(I)	(J) = (H)-(I)
1. Everglades Common											
311.0	Structures & Improvements	\$11,203,841.48									
312.0	Boiler Plant Equipment	248,832.20									
314.0	Turbogenerator Units	1,469,803.03									
315.0	Accessory Electric Equipment	2,165,344.15									
316.0	Miscellaneous Power Plant Equipment	1,031,829.18									
	Subtotal Depreciable	\$16,119,350.02									
316.3	Misc. Power Plant Equip. - 3-Year Amort	\$80,828.02									
316.5	Misc. Power Plant Equip. - 5-Year Amort	382,138.08									
316.7	Misc. Power Plant Equip. - 7-Year Amort	832,715.90									
	Subtotal Amortizable	\$1,115,482.98									
	Total Pt. Everglades Common	\$17,234,833.00									
2. Everglades Unit 1											
311.0	Structures & Improvements	\$1,393,878.00									
312.0	Boiler Plant Equipment	14,551,824.42									
314.0	Turbogenerator Units	8,616,134.87									
315.0	Accessory Electric Equipment	1,721,560.71									
316.0	Miscellaneous Power Plant Equipment	132,777.40									
	Subtotal Depreciable	\$27,415,875.40									
316.3	Misc. Power Plant Equip. - 3-Year Amort	\$0.00									
316.5	Misc. Power Plant Equip. - 5-Year Amort	0.00									
316.7	Misc. Power Plant Equip. - 7-Year Amort	0.00									
	Subtotal Amortizable	\$0.00									
	Total Pt. Everglades Unit 1	\$27,415,875.40									
3. Everglades Unit 2											
311.0	Structures & Improvements	\$1,015,020.24									
312.0	Boiler Plant Equipment	12,715,291.74									
314.0	Turbogenerator Units	8,114,548.93									
315.0	Accessory Electric Equipment	1,067,396.13									
316.0	Miscellaneous Power Plant Equipment	159,095.41									
	Subtotal Depreciable	\$23,101,352.45									
316.3	Misc. Power Plant Equip. - 3-Year Amort	\$0.00									
316.5	Misc. Power Plant Equip. - 5-Year Amort	0.00									
316.7	Misc. Power Plant Equip. - 7-Year Amort	0.00									
	Subtotal Amortizable	\$0.00									
	Total Pt. Everglades Unit 2	\$23,101,352.45									
4. Everglades Unit 3											
311.0	Structures & Improvements	\$384,963.74									
312.0	Boiler Plant Equipment	33,869,591.09									
314.0	Turbogenerator Units	8,839,757.34									
315.0	Accessory Electric Equipment	4,830,081.17									
316.0	Miscellaneous Power Plant Equipment	241,486.81									
	Subtotal Depreciable	\$47,764,879.91									
316.3	Misc. Power Plant Equip. - 3-Year Amort	\$0.00									
316.5	Misc. Power Plant Equip. - 5-Year Amort	0.00									
316.7	Misc. Power Plant Equip. - 7-Year Amort	0.00									
	Subtotal Amortizable	\$0.00									
	Total Pt. Everglades Unit 3	\$47,764,879.91									
5. Everglades Unit 4											
311.0	Structures & Improvements	\$397,013.78									
312.0	Boiler Plant Equipment	34,850,065.84									
314.0	Turbogenerator Units	9,494,128.89									
315.0	Accessory Electric Equipment	4,833,559.53									
316.0	Miscellaneous Power Plant Equipment	67,007.39									
	Subtotal Depreciable	\$49,641,775.03									
316.3	Misc. Power Plant Equip. - 3-Year Amort	\$0.00									
316.5	Misc. Power Plant Equip. - 5-Year Amort	0.00									
316.7	Misc. Power Plant Equip. - 7-Year Amort	0.00									
	Subtotal Amortizable	\$0.00									
	Total Pt. Everglades Unit 4	\$49,641,775.03									

FLORIDA POWER & LIGHT COMPANY
Schedule II - Accumulated Provision For Depreciation/Amortization As Of 12/31/98

PLANT Account	Account Description	Beginning Balance	ADDITIONS	RETIREMENTS	COST OF Removal	Salvage	Other Recoveries	TRANSFERS	End Of Year Balance	Exclusions	End Of Year (Adjusted)
		(a)	(b)	(c)	(d)	(e)	(f)	(g)	(a)+ (b)- (c)- (d)- (e)- (f)- (g)	(i)	(j)= (h)- (i)
Pt. Everglades Site											
311.0	Structures & Improvements	\$14,384,517.24									
312.0	Boiler Plant Equipment	96,033,305.05									
314.0	Turbogenerator Units	37,533,372.86									
315.0	Accessory Electric Equipment	14,447,941.89									
316.0	Miscellaneous Power Plant Equipment	1,631,895.97									
	Subtotal Depreciable	\$164,043,032.81									
316.3	Misc. Power Plant Equip. - 3-Year Amort	\$90,828.02									
316.5	Misc. Power Plant Equip. - 5-Year Amort	392,139.06									
316.7	Misc. Power Plant Equip. - 7-Year Amort	632,719.90									
	Subtotal Amortizable	\$1,115,687.98									
	Total Pt. Everglades Site	\$165,158,720.79									
Riviera Common											
311.0	Structures & Improvements	\$5,294,482.01									
312.0	Boiler Plant Equipment	(34,154.95)									
314.0	Turbogenerator Units	801,765.45									
315.0	Accessory Electric Equipment	495,485.11									
316.0	Miscellaneous Power Plant Equipment	913,859.82									
	Subtotal Depreciable	\$7,471,437.64									
316.3	Misc. Power Plant Equip. - 3-Year Amort	\$24,973.63									
316.5	Misc. Power Plant Equip. - 5-Year Amort	224,925.82									
316.7	Misc. Power Plant Equip. - 7-Year Amort	338,725.84									
	Subtotal Amortizable	\$588,625.29									
	Total Riviera Common	\$8,061,062.93									
Riviera Unit 3											
311.0	Structures & Improvements	\$135,549.81									
312.0	Boiler Plant Equipment	16,101,693.07									
314.0	Turbogenerator Units	8,604,896.71									
315.0	Accessory Electric Equipment	1,401,775.72									
316.0	Miscellaneous Power Plant Equipment	66,355.89									
	Subtotal Depreciable	\$26,310,671.00									
316.3	Misc. Power Plant Equip. - 3-Year Amort	\$0.00									
316.5	Misc. Power Plant Equip. - 5-Year Amort	0.00									
316.7	Misc. Power Plant Equip. - 7-Year Amort	12,598.58									
	Subtotal Amortizable	\$12,598.58									
	Total Riviera Unit 3	\$26,323,269.58									
Riviera Unit 4											
311.0	Structures & Improvements	\$101,671.77									
312.0	Boiler Plant Equipment	12,004,208.69									
314.0	Turbogenerator Units	7,832,201.64									
315.0	Accessory Electric Equipment	1,206,290.29									
316.0	Miscellaneous Power Plant Equipment	32,946.68									
	Subtotal Depreciable	\$21,277,225.91									
316.3	Misc. Power Plant Equip. - 3-Year Amort	\$0.00									
316.5	Misc. Power Plant Equip. - 5-Year Amort	0.00									
316.7	Misc. Power Plant Equip. - 7-Year Amort	0.00									
	Subtotal Amortizable	\$0.00									
	Total Riviera Unit 4	\$21,277,225.91									
Riviera Site											
311.0	Structures & Improvements	\$5,531,603.89									
312.0	Boiler Plant Equipment	28,071,948.12									
314.0	Turbogenerator Units	17,338,963.84									
315.0	Accessory Electric Equipment	3,103,857.03									
316.0	Miscellaneous Power Plant Equipment	1,013,181.87									
	Subtotal Depreciable	\$55,059,234.55									
316.3	Misc. Power Plant Equip. - 3-Year Amort	\$24,973.63									
316.5	Misc. Power Plant Equip. - 5-Year Amort	224,925.82									
316.7	Misc. Power Plant Equip. - 7-Year Amort	352,324.40									
	Subtotal Amortizable	\$602,223.85									
	Total Riviera Site	\$55,661,458.40									

FLORIDA POWER & LIGHT COMPANY
Schedule II - Accumulated Provision For Depreciation/Amortization As Of 12/31/98

Plant Account	Account Description	Beginning Balance	Accruals	Retirements	Cost of Removal	Salvage	Other Recoveries	Transfers	End of Year Balance	Exclusions	End of Year (Adjusted)
		(a)	(b)	(c)	(d)	(e)	(f)	(g)	(h) = (a) - (b) + (c) + (d) + (e) + (f) + (g)	(i)	(j) = (h) - (i)
Sanford Common (Remaining)											
311.0	Structures & Improvements	\$14,864,556.47									
312.0	Boiler Plant Equipment	(58,352.28)									
314.0	Turbogenerator Units	1,239,711.87									
315.0	Accessory Electric Equipment	394,879.34									
316.0	Miscellaneous Power Plant Equipment	150,483.25									
	Subtotal Depreciable	\$16,630,258.36									
316.3	Misc. Power Plant Equip. - 3-Year Amort	128,565.78									
316.5	Misc. Power Plant Equip. - 5-Year Amort	354,206.36									
316.7	Misc. Power Plant Equip. - 7-Year Amort	341,259.54									
	Subtotal Amortizable	\$824,031.68									
	Total Sanford Common (Remaining)	\$17,454,289.04									
Sanford Unit 3 (Remaining)											
311.0	Structures & Improvements	\$1,014,702.74									
312.0	Boiler Plant Equipment	7,872,296.72									
314.0	Turbogenerator Units	8,843,727.77									
315.0	Accessory Electric Equipment	1,404,489.85									
316.0	Miscellaneous Power Plant Equipment	316,892.87									
	Subtotal Depreciable	\$15,852,121.75									
316.3	Misc. Power Plant Equip. - 3-Year Amort	\$0.00									
316.5	Misc. Power Plant Equip. - 5-Year Amort	0.00									
316.7	Misc. Power Plant Equip. - 7-Year Amort	317.76									
	Subtotal Amortizable	\$317.76									
	Total Sanford Unit 3 (Remaining)	\$15,852,439.51									
Sanford Unit 4 (Remaining)											
311.0	Structures & Improvements	\$1,821,831.83									
312.0	Boiler Plant Equipment	20,840,232.87									
314.0	Turbogenerator Units	9,335,092.58									
315.0	Accessory Electric Equipment	3,106,206.99									
316.0	Miscellaneous Power Plant Equipment	803,358.72									
	Subtotal Depreciable	\$36,106,322.70									
316.3	Misc. Power Plant Equip. - 3-Year Amort	\$0.00									
316.5	Misc. Power Plant Equip. - 5-Year Amort	0.00									
316.7	Misc. Power Plant Equip. - 7-Year Amort	967.63									
	Subtotal Amortizable	\$967.63									
	Total Sanford Unit 4 (Remaining)	\$36,107,290.33									
Sanford Unit 5											
311.0	Structures & Improvements	\$1,478,086.76									
312.0	Boiler Plant Equipment	20,785,078.06									
314.0	Turbogenerator Units	8,192,804.73									
315.0	Accessory Electric Equipment	2,877,129.30									
316.0	Miscellaneous Power Plant Equipment	782,455.84									
	Subtotal Depreciable	\$34,796,652.78									
316.3	Misc. Power Plant Equip. - 3-Year Amort	\$0.00									
316.5	Misc. Power Plant Equip. - 5-Year Amort	0.00									
316.7	Misc. Power Plant Equip. - 7-Year Amort	782.29									
	Subtotal Amortizable	\$782.29									
	Total Sanford Unit 5	\$34,796,415.07									

FLORIDA POWER & LIGHT COMPANY
Schedule II - Accumulated Provision For Depreciation/Amortization As Of 12/31/98

Plant Account	Account Description	Beginning Balance (A)	Accruals (B)	Retirements (C)	Cost of Removal (D)	Salvage (E)	Other Recoveries (F)	Transfers (G)	End of Year Balance (H) = (A) + (B) - (C) - (D) + (E) + (F) + (G)	Exclusions (I)	End of Year (Adjusted) (J) = (H) - (I)
Sanford Site (Remaining)											
311.0	Structures & Improvements	\$18,298,877.78									
312.0	Boiler Plant Equipment	48,222,254.07									
314.0	Turbogenerator Units	25,327,436.86									
315.0	Accessory Electric Equipment	7,482,712.18									
316.0	Miscellaneous Power Plant Equipment	2,153,170.83									
	Subtotal Depreciable	\$103,484,555.58									
316.3	Misc. Power Plant Equip. - 3-Year Amort	\$128,565.79									
316.5	Misc. Power Plant Equip. - 5-Year Amort	354,208.36									
316.7	Misc. Power Plant Equip. - 7-Year Amort	343,307.22									
	Subtotal Amortizable	\$426,078.37									
	Total Sanford Site (Remaining)	\$104,310,633.95									
Sanford Common (Retiring)											
311.0	Structures & Improvements	\$0.00									
312.0	Boiler Plant Equipment	0.00									
314.0	Turbogenerator Units	0.00									
315.0	Accessory Electric Equipment	0.00									
316.0	Miscellaneous Power Plant Equipment	0.00									
	Subtotal Depreciable	\$0.00									
316.3	Misc. Power Plant Equip. - 3-Year Amort	\$0.00									
316.5	Misc. Power Plant Equip. - 5-Year Amort	0.00									
316.7	Misc. Power Plant Equip. - 7-Year Amort	0.00									
	Subtotal Amortizable	\$0.00									
	Total Sanford Common (Retiring)	\$0.00									
Sanford Unit 3 (Retiring)											
311.0	Structures & Improvements	\$0.00									
312.0	Boiler Plant Equipment	0.00									
314.0	Turbogenerator Units	0.00									
315.0	Accessory Electric Equipment	0.00									
316.0	Miscellaneous Power Plant Equipment	0.00									
	Subtotal Depreciable	\$0.00									
316.3	Misc. Power Plant Equip. - 3-Year Amort	\$0.00									
316.5	Misc. Power Plant Equip. - 5-Year Amort	0.00									
316.7	Misc. Power Plant Equip. - 7-Year Amort	0.00									
	Subtotal Amortizable	\$0.00									
	Total Sanford Unit 3 (Retiring)	\$0.00									
Sanford Unit 4 (Retiring)											
311.0	Structures & Improvements	\$0.00									
312.0	Boiler Plant Equipment	0.00									
314.0	Turbogenerator Units	0.00									
315.0	Accessory Electric Equipment	0.00									
316.0	Miscellaneous Power Plant Equipment	0.00									
	Subtotal Depreciable	\$0.00									
316.3	Misc. Power Plant Equip. - 3-Year Amort	\$0.00									
316.5	Misc. Power Plant Equip. - 5-Year Amort	0.00									
316.7	Misc. Power Plant Equip. - 7-Year Amort	0.00									
	Subtotal Amortizable	\$0.00									
	Total Sanford Unit 4 (Retiring)	\$0.00									
Sanford Site (Retiring)											
311.0	Structures & Improvements	\$0.00									
312.0	Boiler Plant Equipment	0.00									
314.0	Turbogenerator Units	0.00									
315.0	Accessory Electric Equipment	0.00									
316.0	Miscellaneous Power Plant Equipment	0.00									
	Subtotal Depreciable	\$0.00									
316.3	Misc. Power Plant Equip. - 3-Year Amort	\$0.00									
316.5	Misc. Power Plant Equip. - 5-Year Amort	0.00									
316.7	Misc. Power Plant Equip. - 7-Year Amort	0.00									
	Subtotal Amortizable	\$0.00									
	Total Sanford Site (Retiring)	\$0.00									

FLORIDA POWER & LIGHT COMPANY
Schedule II - Accumulated Provision For Depreciation/Amortization As Of 12/31/98

Plant Account	Account Description	Beginning Balance (A)	Accruals (B)	Retirements (C)	Cost of Removal (D)	Salvage (E)	Other Recoveries (F)	Transfers (G)	End of Year Balance (H) = (A) + (B) - (C) - (D) + (E) + (F) + (G)	Exclusions (I)	End of Year (Adjusted) (J) = (H) - (I)
Scherer Coal Cars											
311.0	Structures & Improvements	\$0.00									
312.0	Boiler Plant Equipment	5,302,247.36									
314.0	Turbogenerator Units	0.00									
315.0	Accessory Electric Equipment	0.00									
316.0	Miscellaneous Power Plant Equipment	0.00									
	Subtotal Depreciable	\$5,302,247.36									
316.3	Misc. Power Plant Equip. - 3-Year Amort	\$0.00									
316.5	Misc. Power Plant Equip. - 5-Year Amort	0.00									
316.7	Misc. Power Plant Equip. - 7-Year Amort	0.00									
	Subtotal Amortizable	\$0.00									
	Total Scherer Coal Cars	\$5,302,247.36									
Scherer Common (Site)											
311.0	Structures & Improvements	\$9,088,479.98									
312.0	Boiler Plant Equipment	6,205,354.47									
314.0	Turbogenerator Units	1,180,209.84									
315.0	Accessory Electric Equipment	352,501.48									
316.0	Miscellaneous Power Plant Equipment	3,824,785.97									
	Subtotal Depreciable	\$20,631,331.52									
316.3	Misc. Power Plant Equip. - 3-Year Amort	\$0.00									
316.5	Misc. Power Plant Equip. - 5-Year Amort	388,991.13									
316.7	Misc. Power Plant Equip. - 7-Year Amort	4,389,782.98									
	Subtotal Amortizable	\$4,736,754.11									
	Total Scherer Common (Site)	\$25,368,085.63									
Scherer Common 3 & 4											
311.0	Structures & Improvements	\$828,179.84									
312.0	Boiler Plant Equipment	4,044,885.45									
314.0	Turbogenerator Units	92,005.82									
315.0	Accessory Electric Equipment	71,418.78									
316.0	Miscellaneous Power Plant Equipment	0.00									
	Subtotal Depreciable	\$5,036,289.89									
316.3	Misc. Power Plant Equip. - 3-Year Amort	\$0.00									
316.5	Misc. Power Plant Equip. - 5-Year Amort	0.00									
316.7	Misc. Power Plant Equip. - 7-Year Amort	0.00									
	Subtotal Amortizable	\$0.00									
	Total Scherer Common 3 & 4	\$5,036,289.89									
Scherer Unit 4											
311.0	Structures & Improvements	\$14,273,982.72									
312.0	Boiler Plant Equipment	72,137,108.59									
314.0	Turbogenerator Units	30,519,222.43									
315.0	Accessory Electric Equipment	6,227,920.57									
316.0	Miscellaneous Power Plant Equipment	1,110,139.59									
	Subtotal Depreciable	\$124,268,373.90									
316.3	Misc. Power Plant Equip. - 3-Year Amort	\$0.00									
316.5	Misc. Power Plant Equip. - 5-Year Amort	1,438.28									
316.7	Misc. Power Plant Equip. - 7-Year Amort	481,076.34									
	Subtotal Amortizable	\$482,514.62									
	Total Scherer Unit 4	\$124,730,888.52									
Scherer Site											
311.0	Structures & Improvements	\$24,190,641.54									
312.0	Boiler Plant Equipment	87,688,395.87									
314.0	Turbogenerator Units	31,771,437.88									
315.0	Accessory Electric Equipment	6,651,838.81									
316.0	Miscellaneous Power Plant Equipment	4,834,825.58									
	Subtotal Depreciable	\$155,238,239.67									
316.3	Misc. Power Plant Equip. - 3-Year Amort	\$0.00									
316.5	Misc. Power Plant Equip. - 5-Year Amort	388,429.41									
316.7	Misc. Power Plant Equip. - 7-Year Amort	4,830,839.32									
	Subtotal Amortizable	\$5,198,268.73									
	Total Scherer Site	\$160,437,508.40									

FLORIDA POWER & LIGHT COMPANY
Schedule II - Accumulated Provision For Depreciation/Amortization As Of 12/31/98

Plant Account	Account Description	Beginning Balance	Accruals	Retirements	Cost of Removal	Salvage	Other Recoveries	Transfers	End of Year Balance	Exclusions	End of Year (Adjusted)
		(a)	(b)	(c)	(d)	(e)	(f)	(g)	(h) = a + b - c + d + e + f + g	(i)	(j) = (h) - (i)
SJRPP Coal & Lime Eq.											
311.0	Structures & Improvements	\$884,605.66									
312.0	Boiler Plant Equipment	16,081,300.62									
314.0	Turbogenerator Units	0.00									
315.0	Accessory Electric Equipment	1,386,264.49									
316.0	Miscellaneous Power Plant Equipment	129,073.37									
	Subtotal Depreciable	\$18,461,244.34									
316.3	Misc. Power Plant Equip. - 3-Year Amort	\$0.00									
316.5	Misc. Power Plant Equip. - 5-Year Amort	0.00									
316.7	Misc. Power Plant Equip. - 7-Year Amort	0.00									
	Subtotal Amortizable	\$0.00									
	Total SJRPP Coal & Lime Eq.	\$18,461,244.34									
SJRPP Coal Cars											
311.0	Structures & Improvements	\$0.00									
312.0	Boiler Plant Equipment	2,226,670.94									
314.0	Turbogenerator Units	0.00									
315.0	Accessory Electric Equipment	0.00									
316.0	Miscellaneous Power Plant Equipment	0.00									
	Subtotal Depreciable	\$2,226,670.94									
316.3	Misc. Power Plant Equip. - 3-Year Amort	\$0.00									
316.5	Misc. Power Plant Equip. - 5-Year Amort	0.00									
316.7	Misc. Power Plant Equip. - 7-Year Amort	0.00									
	Subtotal Amortizable	\$0.00									
	Total SJRPP Coal Cars	\$2,226,670.94									
SJRPP Common											
311.0	Structures & Improvements	\$15,777,365.65									
312.0	Boiler Plant Equipment	973,265.38									
314.0	Turbogenerator Units	643,413.41									
315.0	Accessory Electric Equipment	2,749,427.51									
316.0	Miscellaneous Power Plant Equipment	1,151,749.28									
	Subtotal Depreciable	\$21,295,221.23									
316.3	Misc. Power Plant Equip. - 3-Year Amort	\$9,657.98									
316.5	Misc. Power Plant Equip. - 5-Year Amort	136,022.60									
316.7	Misc. Power Plant Equip. - 7-Year Amort	422,397.19									
	Subtotal Amortizable	\$567,077.77									
	Total SJRPP Common	\$21,862,299.00									
SJRPP Gypsum & Ash											
311.0	Structures & Improvements	\$1,101,323.58									
312.0	Boiler Plant Equipment	8,687,360.44									
314.0	Turbogenerator Units	0.00									
315.0	Accessory Electric Equipment	10,692.26									
316.0	Miscellaneous Power Plant Equipment	46,544.89									
	Subtotal Depreciable	\$9,845,921.15									
316.3	Misc. Power Plant Equip. - 3-Year Amort	\$0.00									
316.5	Misc. Power Plant Equip. - 5-Year Amort	0.00									
316.7	Misc. Power Plant Equip. - 7-Year Amort	0.00									
	Subtotal Amortizable	\$0.00									
	Total SJRPP Gypsum & Ash	\$9,845,921.15									
SJRPP Unit 1											
311.0	Structures & Improvements	\$3,918,079.20									
312.0	Boiler Plant Equipment	30,927,620.51									
314.0	Turbogenerator Units	8,242,026.73									
315.0	Accessory Electric Equipment	4,403,811.08									
316.0	Miscellaneous Power Plant Equipment	845,096.16									
	Subtotal Depreciable	\$49,336,702.68									
316.3	Misc. Power Plant Equip. - 3-Year Amort	\$0.00									
316.5	Misc. Power Plant Equip. - 5-Year Amort	0.00									
316.7	Misc. Power Plant Equip. - 7-Year Amort	0.00									
	Subtotal Amortizable	\$0.00									
	Total SJRPP Unit 1	\$49,336,702.68									

FLORIDA POWER & LIGHT COMPANY
Schedule II - Accumulated Provision For Depreciation/Amortization As Of 12/31/98

Plant Account	Account Description	Beginning Balance	Accruals	Retirements	Cost of Removal	Salvage	Other Recoveries	Transfers	End of Year Balance	Exclusions	End of Year (Adjusted)
		(a)	(b)	(c)	(d)	(e)	(f)	(g)	(h) = a + b - c - d + e + f + g	(i)	(j) = (h) - (i)
SJRPP Unit 2											
311.0	Structures & Improvements	\$2,438,225.98									
312.0	Boiler Plant Equipment	23,828,120.61									
314.0	Turbogenerator Units	7,339,819.25									
315.0	Accessory Electric Equipment	3,421,471.17									
316.0	Miscellaneous Power Plant Equipment	510,022.23									
	Subtotal Depreciable	\$37,537,650.24									
316.3	Misc. Power Plant EquipL - 3-Year Amort	\$0.00									
316.5	Misc. Power Plant EquipL - 5-Year Amort	0.00									
316.7	Misc. Power Plant EquipL - 7-Year Amort	0.00									
	Subtotal Amortizable	\$0.00									
	Total SJRPP Unit 2	\$37,537,650.24									
SJRPP Site											
311.0	Structures & Improvements	\$24,119,800.05									
312.0	Boiler Plant Equipment	62,724,338.70									
314.0	Turbogenerator Units	17,228,248.39									
315.0	Accessory Electric Equipment	11,951,786.51									
316.0	Miscellaneous Power Plant Equipment	2,682,455.83									
	Subtotal Depreciable	\$138,703,410.58									
316.3	Misc. Power Plant EquipL - 3-Year Amort	\$9,857.98									
316.5	Misc. Power Plant EquipL - 5-Year Amort	135,922.50									
316.7	Misc. Power Plant EquipL - 7-Year Amort	422,397.19									
	Subtotal Amortizable	\$567,077.77									
	Total SJRPP Site	\$139,270,488.35									
Turkey Point Common											
311.0	Structures & Improvements	\$5,194,596.88									
312.0	Boiler Plant Equipment	619,004.58									
314.0	Turbogenerator Units	785,874.84									
315.0	Accessory Electric Equipment	1,721,402.98									
316.0	Miscellaneous Power Plant Equipment	384,044.09									
	Subtotal Depreciable	\$8,705,823.39									
316.3	Misc. Power Plant EquipL - 3-Year Amort	\$25,444.57									
316.5	Misc. Power Plant EquipL - 5-Year Amort	297,449.46									
316.7	Misc. Power Plant EquipL - 7-Year Amort	395,178.89									
	Subtotal Amortizable	\$718,070.92									
	Total Turkey Point Common	\$9,423,894.31									
Turkey Point Unit 1											
311.0	Structures & Improvements	\$776,954.10									
312.0	Boiler Plant Equipment	25,189,421.81									
314.0	Turbogenerator Units	9,200,954.37									
315.0	Accessory Electric Equipment	2,863,786.80									
316.0	Miscellaneous Power Plant Equipment	334,722.87									
	Subtotal Depreciable	\$38,365,839.75									
316.3	Misc. Power Plant EquipL - 3-Year Amort	\$0.00									
316.5	Misc. Power Plant EquipL - 5-Year Amort	0.00									
316.7	Misc. Power Plant EquipL - 7-Year Amort	0.00									
	Subtotal Amortizable	\$0.00									
	Total Turkey Point Unit 1	\$38,365,839.75									
Turkey Point Unit 2											
311.0	Structures & Improvements	\$879,229.92									
312.0	Boiler Plant Equipment	14,706,954.10									
314.0	Turbogenerator Units	7,871,238.92									
315.0	Accessory Electric Equipment	2,182,264.14									
316.0	Miscellaneous Power Plant Equipment	268,510.55									
	Subtotal Depreciable	\$25,908,195.63									
316.3	Misc. Power Plant EquipL - 3-Year Amort	\$0.00									
316.5	Misc. Power Plant EquipL - 5-Year Amort	0.00									
316.7	Misc. Power Plant EquipL - 7-Year Amort	0.00									
	Subtotal Amortizable	\$0.00									
	Total Turkey Point Unit 2	\$25,908,195.63									

Schedule II - Accumulated Provision For Depreciation/Amortization As Of 12/31/98

Plant Account	Account Description	Beginning Balance (a)	ACQUISITIONS (b)	RETIREMENTS (c)	COST OF REMOVAL (d)	SAVINGS (e)	OTHER RECOVERIES (f)	TRANSFERS (g)	END OF YEAR BALANCE (h) = (a) + (b) - (c) - (d) + (e) + (f) - (g)	EXCLUSIONS (i)	END OF YEAR (ADJUSTED) (j) = (h) - (i)
Turkey Point Site											
311.0	Structures & Improvements	\$6,850,780.90									
312.0	Boiler Plant Equipment	40,815,380.29									
314.0	Turbogenerator Units	17,859,196.15									
315.0	Accessory Electric Equipment	6,787,453.92									
316.0	Miscellaneous Power Plant Equipment	967,277.51									
	Subtotal Depreciable	\$72,979,058.77									
316.3	Misc. Power Plant Equip. - 3-Year Amort	\$25,444.57									
316.5	Misc. Power Plant Equip. - 5-Year Amort	297,448.48									
316.7	Misc. Power Plant Equip. - 7-Year Amort	395,178.89									
	Subtotal Amortizable	\$718,070.92									
	Total Turkey Point Site	\$73,697,129.69									
STEAM PRODUCTION											
311.0	Structures & Improvements	\$295,217,704.07									
312.0	Boiler Plant Equipment	740,250,814.48									
314.0	Turbogenerator Units	309,191,969.76									
315.0	Accessory Electric Equipment	92,377,411.20									
316.0	Miscellaneous Power Plant Equipment	24,114,887.48									
	Subtotal Depreciable	\$1,461,152,307.00									
316.3	Misc. Power Plant Equip. - 3-Year Amort	\$546,799.01									
316.5	Misc. Power Plant Equip. - 5-Year Amort	2,997,106.57									
316.7	Misc. Power Plant Equip. - 7-Year Amort	9,235,085.74									
	Subtotal Amortizable	\$12,878,971.32									
	TOTAL STEAM PRODUCTION	\$1,474,031,358.32									

FLORIDA POWER & LIGHT COMPANY
Schedule II - Accumulated Provision For Depreciation/Amortization As Of 12/31/98

Plant Account	Account Description	Beginning Balance	Accruals	Retirements	Cost of Removal	Salvage	Other Recoveries	Transfers	End of Year Balance	Exclusions	End of Year (Adjusted)
		(a)	(b)	(c)	(d)	(e)	(f)	(g)	(h) = (a) + (b) - (c) - (d) - (e) - (f) + (g)	(i)	(j) = (h) - (i)
St. Lucie Common											
321.0	Structures & Improvements	\$134,814,870.56									
322.0	Reactor Plant Equipment	10,513,880.06									
323.0	Turbogenerator Units	9,009,421.94									
324.0	Accessory Electric Equipment	9,324,863.94									
325.0	Miscellaneous Power Plant Equipment	7,970,849.00									
	Subtotal Depreciable	\$171,633,485.50									
325.3	Misc. Power Plant Equip. - 3-Year Amort	\$198,498.45									
325.5	Misc. Power Plant Equip. - 5-Year Amort	2,804,777.20									
325.7	Misc. Power Plant Equip. - 7-Year Amort	10,841,337.32									
	Subtotal Amortizable	\$13,444,612.97									
	Total St. Lucie Common	\$185,078,098.47									
St. Lucie Unit 1											
321.0	Structures & Improvements	\$70,841,780.20									
322.0	Reactor Plant Equipment	111,298,758.05									
323.0	Turbogenerator Units	39,113,088.86									
324.0	Accessory Electric Equipment	31,561,435.67									
325.0	Miscellaneous Power Plant Equipment	5,185,781.73									
	Subtotal Depreciable	\$257,778,772.31									
325.3	Misc. Power Plant Equip. - 3-Year Amort	\$0.00									
325.5	Misc. Power Plant Equip. - 5-Year Amort	0.00									
325.7	Misc. Power Plant Equip. - 7-Year Amort	25,188.14									
	Subtotal Amortizable	\$25,188.14									
	Total St. Lucie Unit 1	\$257,803,960.45									
St. Lucie Unit 1 Steam Generators											
321.0	Structures & Improvements	\$0.00									
322.0	Reactor Plant Equipment	26,947,335.30									
323.0	Turbogenerator Units	0.00									
324.0	Accessory Electric Equipment	0.00									
325.0	Miscellaneous Power Plant Equipment	0.00									
	Subtotal Depreciable	\$26,947,335.30									
325.3	Misc. Power Plant Equip. - 3-Year Amort	\$0.00									
325.5	Misc. Power Plant Equip. - 5-Year Amort	0.00									
325.7	Misc. Power Plant Equip. - 7-Year Amort	0.00									
	Subtotal Amortizable	\$0.00									
	Total St. Lucie Unit 1 Steam Generators	\$26,947,335.30									
St. Lucie Unit 2											
321.0	Structures & Improvements	\$99,281,618.52									
322.0	Reactor Plant Equipment	253,748,101.85									
323.0	Turbogenerator Units	40,958,921.24									
324.0	Accessory Electric Equipment	52,680,616.22									
325.0	Miscellaneous Power Plant Equipment	6,396,040.56									
	Subtotal Depreciable	\$453,264,697.41									
325.3	Misc. Power Plant Equip. - 3-Year Amort	\$0.00									
325.5	Misc. Power Plant Equip. - 5-Year Amort	0.00									
325.7	Misc. Power Plant Equip. - 7-Year Amort	164,699.63									
	Subtotal Amortizable	\$164,699.63									
	Total St. Lucie Unit 2	\$453,429,397.04									
St. Lucie Site											
321.0	Structures & Improvements	\$304,737,448.28									
322.0	Reactor Plant Equipment	402,508,075.28									
323.0	Turbogenerator Units	89,081,409.84									
324.0	Accessory Electric Equipment	93,766,914.83									
325.0	Miscellaneous Power Plant Equipment	19,532,441.31									
	Subtotal Depreciable	\$909,624,290.52									
325.3	Misc. Power Plant Equip. - 3-Year Amort	\$198,498.45									
325.5	Misc. Power Plant Equip. - 5-Year Amort	2,804,777.20									
325.7	Misc. Power Plant Equip. - 7-Year Amort	10,831,225.09									
	Subtotal Amortizable	\$13,834,500.74									
	Total St. Lucie Site	\$923,258,791.28									

FLORIDA POWER & LIGHT COMPANY
Schedule II - Accumulated Provision For Depreciation/Amortization As Of 12/31/98

Plant Account	Account Description	Beginning Balance	Accretion	Retirements	Cost Of Removal	Salvage	Other Recoveries	Transfers	End Of Year Balance	Exclusions	End Of Year (Adjusted)
		(a)	(b)	(c)	(d)	(e)	(f)	(g)	(h) = a + b - c - d + e + f + g	(i)	(j) = (h) - (i)
Turkey Point Common											
321.0	Structures & Improvements	\$107,862,360.68									
322.0	Reactor Plant Equipment	21,001,266.68									
323.0	Turbogenerator Units	2,753,126.06									
324.0	Accessory Electric Equipment	16,564,169.41									
325.0	Miscellaneous Power Plant Equipment	11,234,488.68									
	Subtotal Depreciable	\$161,415,393.53									
325.3	Misc. Power Plant Equip. - 3-Year Amort	\$471,152.76									
325.5	Misc. Power Plant Equip. - 5-Year Amort	1,009,509.85									
325.7	Misc. Power Plant Equip. - 7-Year Amort	8,520,223.54									
	Subtotal Amortizable	\$10,000,886.15									
	Total Turkey Point Common	\$171,416,279.68									
Turkey Point Unit 3											
321.0	Structures & Improvements	\$22,477,631.15									
322.0	Reactor Plant Equipment	130,893,273.63									
323.0	Turbogenerator Units	35,108,145.70									
324.0	Accessory Electric Equipment	51,088,074.59									
325.0	Miscellaneous Power Plant Equipment	1,642,130.69									
	Subtotal Depreciable	\$241,209,255.76									
325.3	Misc. Power Plant Equip. - 3-Year Amort	\$0.00									
325.5	Misc. Power Plant Equip. - 5-Year Amort	0.00									
325.7	Misc. Power Plant Equip. - 7-Year Amort	0.00									
	Subtotal Amortizable	\$0.00									
	Total Turkey Point Unit 3	\$241,209,255.76									
Turkey Point Unit 4											
321.0	Structures & Improvements	\$31,293,372.53									
322.0	Reactor Plant Equipment	118,849,893.12									
323.0	Turbogenerator Units	44,796,355.71									
324.0	Accessory Electric Equipment	64,357,630.74									
325.0	Miscellaneous Power Plant Equipment	1,876,792.59									
	Subtotal Depreciable	\$261,173,853.69									
325.3	Misc. Power Plant Equip. - 3-Year Amort	\$0.00									
325.5	Misc. Power Plant Equip. - 5-Year Amort	0.00									
325.7	Misc. Power Plant Equip. - 7-Year Amort	0.00									
	Subtotal Amortizable	\$0.00									
	Total Turkey Point Unit 4	\$261,173,853.69									
Turkey Point Site											
321.0	Structures & Improvements	\$161,633,364.36									
322.0	Reactor Plant Equipment	270,744,235.43									
323.0	Turbogenerator Units	82,657,627.49									
324.0	Accessory Electric Equipment	134,009,883.74									
325.0	Miscellaneous Power Plant Equipment	14,753,391.96									
	Subtotal Depreciable	\$663,798,502.98									
325.3	Misc. Power Plant Equip. - 3-Year Amort	\$471,152.76									
325.5	Misc. Power Plant Equip. - 5-Year Amort	1,009,509.85									
325.7	Misc. Power Plant Equip. - 7-Year Amort	8,520,223.54									
	Subtotal Amortizable	\$10,000,886.15									
	Total Turkey Point Site	\$673,799,389.13									
NUCLEAR PRODUCTION											
321.0	Structures & Improvements	\$466,370,813.64									
322.0	Reactor Plant Equipment	673,250,310.69									
323.0	Turbogenerator Units	171,739,037.33									
324.0	Accessory Electric Equipment	227,776,796.57									
325.0	Miscellaneous Power Plant Equipment	34,285,833.27									
	Subtotal Depreciable	\$1,573,422,793.50									
325.3	Misc. Power Plant Equip. - 3-Year Amort	\$669,851.21									
325.5	Misc. Power Plant Equip. - 5-Year Amort	3,814,267.05									
325.7	Misc. Power Plant Equip. - 7-Year Amort	19,351,448.63									
	Subtotal Amortizable	\$23,835,566.89									
	TOTAL NUCLEAR PRODUCTION	\$1,597,058,160.39									

FLORIDA POWER & LIGHT COMPANY
Schedule II - Accumulated Provision For Depreciation/Amortization As Of 12/31/98

PLANT Account	Account Description	Beginning Balance	ACQUIS	Retirements	Cost of Removal	Salvage	Other Recoveries	Transfers	END OF YEAR Balance	Exclusions	END OF YEAR (Adjusted)
		(a)	(b)	(c)	(d)	(e)	(f)	(g)	(h)=a+b-c-d+e+f+g	(i)	(j)=(h)-(i)
<u>Ft Myers GTs</u>											
341.0	Structures & Improvements	\$3,364,445.56									
342.0	Fuel Holders, Products, and Accessories	2,491,326.32									
343.0	Prime Movers	28,180,414.69									
344.0	Generators	14,674,339.28									
345.0	Accessory Electric Equipment	3,375,933.60									
346.0	Miscellaneous Power Plant Equipment	71,068.77									
	Subtotal Depreciable	\$52,157,528.42									
346.3	Misc. Power Plant Equip. - 3-Year Amort	\$0.00									
346.5	Misc. Power Plant Equip. - 5-Year Amort	23,075.51									
346.7	Misc. Power Plant Equip. - 7-Year Amort	20,192.82									
	Subtotal Amortizable	\$43,268.33									
	Total Ft Myers GTs	\$52,200,796.75									
<u>Lauderdale GTs</u>											
341.0	Structures & Improvements	\$3,449,738.22									
342.0	Fuel Holders, Products, and Accessories	1,002,306.72									
343.0	Prime Movers	44,598,377.42									
344.0	Generators	17,637,648.61									
345.0	Accessory Electric Equipment	4,097,298.59									
346.0	Miscellaneous Power Plant Equipment	238,908.50									
	Subtotal Depreciable	\$71,024,278.06									
346.3	Misc. Power Plant Equip. - 3-Year Amort	\$0.00									
346.5	Misc. Power Plant Equip. - 5-Year Amort	7,870.50									
346.7	Misc. Power Plant Equip. - 7-Year Amort	8,162.30									
	Subtotal Amortizable	\$14,032.80									
	Total Lauderdale GTs	\$71,038,308.88									
<u>Pt. Everglades GTs</u>											
341.0	Structures & Improvements	\$3,237,432.43									
342.0	Fuel Holders, Products, and Accessories	5,773,827.26									
343.0	Prime Movers	18,774,704.41									
344.0	Generators	10,748,575.24									
345.0	Accessory Electric Equipment	2,981,881.66									
346.0	Miscellaneous Power Plant Equipment	10,139.27									
	Subtotal Depreciable	\$41,206,560.27									
346.3	Misc. Power Plant Equip. - 3-Year Amort	\$0.00									
346.5	Misc. Power Plant Equip. - 5-Year Amort	5,808.24									
346.7	Misc. Power Plant Equip. - 7-Year Amort	179,950.82									
	Subtotal Amortizable	\$185,759.06									
	Total Pt. Everglades GTs	\$41,392,319.33									
<u>OTHER PRODUCTION (GAS TURBINES)</u>											
341.0	Structures & Improvements	\$10,051,618.21									
342.0	Fuel Holders, Products, and Accessories	9,287,460.30									
343.0	Prime Movers	91,553,496.82									
344.0	Generators	43,060,561.13									
345.0	Accessory Electric Equipment	10,135,114.05									
346.0	Miscellaneous Power Plant Equipment	320,116.54									
	Subtotal Depreciable	\$184,388,364.75									
346.3	Misc. Power Plant Equip. - 3-Year Amort	\$0.00									
346.5	Misc. Power Plant Equip. - 5-Year Amort	36,754.25									
346.7	Misc. Power Plant Equip. - 7-Year Amort	206,305.94									
	Subtotal Amortizable	\$243,060.19									
	SUBTOTAL OTHER PRODUCTION (GAS TURBINES)	\$184,631,424.94									

FLORIDA POWER & LIGHT COMPANY
Schedule II - Accumulated Provision For Depreciation/Amortization As Of 12/31/98

PLANT Account	Account Description	Beginning Balance	ACCRUALS	RETIREMENTS	COST OF REMOVAL	Salvage	Other Recoveries	Transfers	End of Year Balance	Exclusions	End Of Year (Adjusted)
		(a)	(b)	(c)	(d)	(e)	(f)	(g)	(h) = a + b - c + f + g	(i)	(j) = (h) - (i)
Lauderdale Common											
341.0	Structures & Improvements	\$9,961,859.66									
342.0	Fuel Holders, Products, and Accessories	1,482,201.29									
343.0	Prime Movers	14,004,534.48									
344.0	Generators	62,623.84									
345.0	Accessory Electric Equipment	2,007,801.82									
346.0	Miscellaneous Power Plant Equipment	484,543.07									
	Subtotal Depreciable	\$27,963,363.96									
346.3	Misc. Power Plant Equip. - 3-Year Amort	\$26,349.39									
346.5	Misc. Power Plant Equip. - 5-Year Amort	208,216.41									
346.7	Misc. Power Plant Equip. - 7-Year Amort	1,364,820.02									
	Subtotal Amortizable	\$1,599,385.82									
	Total Lauderdale Common	\$29,562,749.78									
Lauderdale Unit 4											
341.0	Structures & Improvements	\$3,005,658.35									
342.0	Fuel Holders, Products, and Accessories	\$1,948.66									
343.0	Prime Movers	35,899,456.02									
344.0	Generators	4,210,796.60									
345.0	Accessory Electric Equipment	5,637,488.83									
346.0	Miscellaneous Power Plant Equipment	611,782.23									
	Subtotal Depreciable	\$49,217,090.69									
346.3	Misc. Power Plant Equip. - 3-Year Amort	\$0.00									
346.5	Misc. Power Plant Equip. - 5-Year Amort	0.00									
346.7	Misc. Power Plant Equip. - 7-Year Amort	0.00									
	Subtotal Amortizable	\$0.00									
	Total Lauderdale Unit 4	\$49,217,090.69									
Lauderdale Unit 5											
341.0	Structures & Improvements	\$1,099,944.83									
342.0	Fuel Holders, Products, and Accessories	17,294.81									
343.0	Prime Movers	38,033,170.87									
344.0	Generators	5,502,436.32									
345.0	Accessory Electric Equipment	5,201,875.90									
346.0	Miscellaneous Power Plant Equipment	323,048.08									
	Subtotal Depreciable	\$50,177,568.61									
346.3	Misc. Power Plant Equip. - 3-Year Amort	\$0.00									
346.5	Misc. Power Plant Equip. - 5-Year Amort	0.00									
346.7	Misc. Power Plant Equip. - 7-Year Amort	0.00									
	Subtotal Amortizable	\$0.00									
	Total Lauderdale Unit 5	\$50,177,568.61									
Lauderdale Site											
341.0	Structures & Improvements	\$14,087,262.64									
342.0	Fuel Holders, Products, and Accessories	1,531,444.76									
343.0	Prime Movers	87,737,161.37									
344.0	Generators	9,775,856.76									
345.0	Accessory Electric Equipment	12,846,946.35									
346.0	Miscellaneous Power Plant Equipment	1,398,351.38									
	Subtotal Depreciable	\$127,378,023.26									
346.3	Misc. Power Plant Equip. - 3-Year Amort	\$26,349.39									
346.5	Misc. Power Plant Equip. - 5-Year Amort	208,216.41									
346.7	Misc. Power Plant Equip. - 7-Year Amort	1,364,820.02									
	Subtotal Amortizable	\$1,599,385.82									
	Total Lauderdale Site	\$128,977,409.08									

FLORIDA POWER & LIGHT COMPANY
Schedule II - Accumulated Provision For Depreciation/Amortization As Of 12/31/98

Plant Account	Account Description	Beginning Balance	Accruals	Retirements	Cost of Removal	Salvage	Other Recoveries	Transfers	End of Year Balance	Exclusions	End of Year (Adjusted)
		(a)	(b)	(c)	(d)	(e)	(f)	(g)	(h) = a + b - c - d + e + f + g	(i)	(j) = (h) - (i)
Martin Common											
341.0	Structures & Improvements	\$10,026,671.13									
342.0	Fuel Holders, Products, and Accessories	751,751.94									
343.0	Prime Movers	12,426,790.17									
344.0	Generators	(9.04)									
345.0	Accessory Electric Equipment	1,183,842.38									
346.0	Miscellaneous Power Plant Equipment	1,308,545.04									
	Subtotal Depreciable	\$25,679,691.60									
346.3	Misc. Power Plant Equip. - 3-Year Amort	\$9,931.82									
346.5	Misc. Power Plant Equip. - 5-Year Amort	899,523.22									
346.7	Misc. Power Plant Equip. - 7-Year Amort	1,542,180.83									
	Subtotal Amortizable	\$2,451,635.77									
	Total Martin Common	\$28,131,327.37									
Martin Pipeline											
341.0	Structures & Improvements	\$0.00									
342.0	Fuel Holders, Products, and Accessories	5,391,752.77									
343.0	Prime Movers	0.00									
344.0	Generators	0.00									
345.0	Accessory Electric Equipment	0.00									
346.0	Miscellaneous Power Plant Equipment	0.00									
	Subtotal Depreciable	\$5,391,752.77									
346.3	Misc. Power Plant Equip. - 3-Year Amort	\$0.00									
346.5	Misc. Power Plant Equip. - 5-Year Amort	0.00									
346.7	Misc. Power Plant Equip. - 7-Year Amort	0.00									
	Subtotal Amortizable	\$0.00									
	Total Martin Pipeline	\$5,391,752.77									
Martin Unit 3											
341.0	Structures & Improvements	\$856,878.31									
342.0	Fuel Holders, Products, and Accessories	127,318.93									
343.0	Prime Movers	22,853,000.48									
344.0	Generators	4,181,034.50									
345.0	Accessory Electric Equipment	4,628,353.05									
346.0	Miscellaneous Power Plant Equipment	126,542.62									
	Subtotal Depreciable	\$32,551,923.89									
346.3	Misc. Power Plant Equip. - 3-Year Amort	\$2.52									
346.5	Misc. Power Plant Equip. - 5-Year Amort	45.09									
346.7	Misc. Power Plant Equip. - 7-Year Amort	32.05									
	Subtotal Amortizable	\$79.66									
	Total Martin Unit 3	\$32,552,003.55									
Martin Unit 4											
341.0	Structures & Improvements	\$612,305.27									
342.0	Fuel Holders, Products, and Accessories	116,570.58									
343.0	Prime Movers	27,303,752.54									
344.0	Generators	4,812,820.47									
345.0	Accessory Electric Equipment	3,538,528.34									
346.0	Miscellaneous Power Plant Equipment	108,413.02									
	Subtotal Depreciable	\$36,492,391.22									
346.3	Misc. Power Plant Equip. - 3-Year Amort	\$0.00									
346.5	Misc. Power Plant Equip. - 5-Year Amort	0.00									
346.7	Misc. Power Plant Equip. - 7-Year Amort	0.00									
	Subtotal Amortizable	\$0.00									
	Total Martin Unit 4	\$36,492,391.22									
Martin Site											
341.0	Structures & Improvements	\$11,296,652.71									
342.0	Fuel Holders, Products, and Accessories	8,387,392.22									
343.0	Prime Movers	62,583,543.19									
344.0	Generators	8,973,845.93									
345.0	Accessory Electric Equipment	9,330,824.75									
346.0	Miscellaneous Power Plant Equipment	1,543,500.68									
	Subtotal Depreciable	\$100,115,759.48									
346.3	Misc. Power Plant Equip. - 3-Year Amort	\$9,934.14									
346.5	Misc. Power Plant Equip. - 5-Year Amort	899,568.31									
346.7	Misc. Power Plant Equip. - 7-Year Amort	1,542,212.98									
	Subtotal Amortizable	\$2,451,715.43									
	Total Martin Site	\$102,567,474.91									

FLORIDA POWER & LIGHT COMPANY
Schedule II - Accumulated Provision For Depreciation/Amortization As Of 12/31/98

Plant Account	Account Description	Beginning Balance	Accruals	Retirements	Cost of Removal	Salvage	Other Recoveries	Transfers	End of Year Balance	Exclusions	End of Year (Adjusted)
		(a)	(b)	(c)	(d)	(e)	(f)	(g)	(h)=a+b-c-d+e+f+g	(i)	(j)=(h)-(i)
Putnam Common											
341.0	Structures & Improvements	\$7,303,300.45									
342.0	Fuel Holders, Products, and Accessories	4,205,303.17									
343.0	Prime Movers	4,766,937.36									
344.0	Generators	29,921.82									
345.0	Accessory Electric Equipment	935,668.24									
346.0	Miscellaneous Power Plant Equipment	778,329.50									
	Subtotal Depreciable	\$18,019,460.54									
346.3	Misc. Power Plant Equip. - 3-Year Amort	\$85,401.81									
346.5	Misc. Power Plant Equip. - 5-Year Amort	152,121.68									
346.7	Misc. Power Plant Equip. - 7-Year Amort	154,378.27									
	Subtotal Amortizable	\$391,901.54									
	Total Putnam Common	\$18,411,362.08									
Putnam Unit 1											
341.0	Structures & Improvements	\$26,294.88									
342.0	Fuel Holders, Products, and Accessories	34,732.66									
343.0	Prime Movers	21,906,399.91									
344.0	Generators	4,019,622.75									
345.0	Accessory Electric Equipment	4,594,026.64									
346.0	Miscellaneous Power Plant Equipment	289,571.28									
	Subtotal Depreciable	\$30,650,648.12									
346.3	Misc. Power Plant Equip. - 3-Year Amort	\$0.00									
346.5	Misc. Power Plant Equip. - 5-Year Amort	0.00									
346.7	Misc. Power Plant Equip. - 7-Year Amort	0.00									
	Subtotal Amortizable	\$0.00									
	Total Putnam Unit 1	\$30,650,648.12									
Putnam Unit 2											
341.0	Structures & Improvements	\$26,819.18									
342.0	Fuel Holders, Products, and Accessories	41,810.40									
343.0	Prime Movers	23,129,556.89									
344.0	Generators	4,103,697.90									
345.0	Accessory Electric Equipment	4,864,519.98									
346.0	Miscellaneous Power Plant Equipment	257,931.79									
	Subtotal Depreciable	\$32,224,336.14									
346.3	Misc. Power Plant Equip. - 3-Year Amort	\$0.00									
346.5	Misc. Power Plant Equip. - 5-Year Amort	0.00									
346.7	Misc. Power Plant Equip. - 7-Year Amort	0.00									
	Subtotal Amortizable	\$0.00									
	Total Putnam Unit 2	\$32,224,336.14									
Putnam Site											
341.0	Structures & Improvements	\$7,356,414.51									
342.0	Fuel Holders, Products, and Accessories	4,281,846.23									
343.0	Prime Movers	49,802,894.16									
344.0	Generators	8,153,242.47									
345.0	Accessory Electric Equipment	10,194,214.66									
346.0	Miscellaneous Power Plant Equipment	1,305,832.57									
	Subtotal Depreciable	\$81,094,444.60									
346.3	Misc. Power Plant Equip. - 3-Year Amort	\$85,401.81									
346.5	Misc. Power Plant Equip. - 5-Year Amort	152,121.68									
346.7	Misc. Power Plant Equip. - 7-Year Amort	154,378.27									
	Subtotal Amortizable	\$391,901.54									
	Total Putnam Site	\$81,486,346.34									
OTHER PRODUCTION (COMBINED CYCLE)											
341.0	Structures & Improvements	\$32,740,329.88									
342.0	Fuel Holders, Products, and Accessories	12,200,683.21									
343.0	Prime Movers	200,123,588.72									
344.0	Generators	26,902,845.18									
345.0	Accessory Electric Equipment	32,371,885.96									
346.0	Miscellaneous Power Plant Equipment	4,248,664.63									
	Subtotal Depreciable	\$308,586,227.54									
346.3	Misc. Power Plant Equip. - 3-Year Amort	\$121,885.14									
346.5	Misc. Power Plant Equip. - 5-Year Amort	1,259,906.38									
346.7	Misc. Power Plant Equip. - 7-Year Amort	3,061,411.27									
	Subtotal Amortizable	\$4,443,202.79									
	SUBTOTAL OTHER PRODUCTION (COMBINED CYCLE)	\$313,031,230.33									

FLORIDA POWER & LIGHT COMPANY
Schedule II - Accumulated Provision For Depreciation/Amortization As Of 12/31/98

PLANT Account	Account Description	Beginning Balance (a)	Accruals (b)	Retirements (c)	Cost of Removal (d)	Salvage (e)	Other Recoveries (f)	Transfers (g)	End of Year Balance (h) = a+b-c-d+e+f+g	Exclusions (i)	End of Year (Adjusted) (j) = (h)-(i)
OTHER PRODUCTION (ALL)											
341.0	Structures & Improvements	\$42,791,948.07									
342.0	Fuel Holders, Products, and Accessories	21,468,143.51									
343.0	Prime Movers	291,877,095.24									
344.0	Generators	89,963,506.29									
345.0	Accessory Electric Equipment	42,507,100.01									
346.0	Miscellaneous Power Plant Equipment	4,868,801.17									
	Subtotal Depreciable	\$472,976,592.29									
346.3	Misc. Power Plant Equip. - 3-Year Amort	\$121,685.14									
346.5	Misc. Power Plant Equip. - 5-Year Amort	1,296,860.63									
346.7	Misc. Power Plant Equip. - 7-Year Amort	3,287,717.21									
	Subtotal Amortizable	\$4,606,262.98									
	TOTAL OTHER PRODUCTION (ALL)	\$477,662,855.27									
PRODUCTION PLANT											
	Subtotal Depreciable	\$3,507,551,772.79									
	Subtotal Amortizable	41,200,421.19									
	TOTAL PRODUCTION PLANT	\$3,548,752,193.98									
TRANSMISSION PLANT											
350.2	Easements	\$42,231,683.67									
352.0	Structures & Improvements	14,096,018.37									
353.0	Station Equipment	236,981,905.03									
354.0	Towers & Fixtures	171,469,947.96									
355.0	Poles & Fixtures	158,409,727.72									
356.0	Overhead Conductors & Devices	217,336,792.08									
357.0	Underground Conduit	15,477,355.76									
358.0	Underground Conductors & Devices	23,247,626.88									
359.0	Roads & Trails	17,769,506.04									
	TOTAL TRANSMISSION PLANT	\$897,022,545.31									
DISTRIBUTION PLANT											
361.0	Structures & Improvements	\$18,044,823.25									
362.0	Station Equipment	200,999,488.68									
362.9	Station Equipment - LMS	10,697,072.36									
364.0	Poles, Towers & Fixtures	183,602,744.48									
365.0	Overhead Conductors & Devices	324,195,846.73									
366.8	Underground Conduit, Duct System	103,844,893.47									
366.7	Underground Conduit, Direct Buried	7,215,893.72									
367.6	UG Conductors & Devices, Duct System	138,069,147.66									
367.7	UG Conductors & Devices, Direct Buried	185,239,999.63									
367.8	BU Sys Cbl In (3yr amort)	7,534,171.25									
367.9	BU Sys Cbl In (10yr amort)	1,244,826.50									
368.0	Line Transformers	387,133,326.97									
369.1	Services, Overhead	54,661,361.82									
369.7	Services, Underground	99,820,924.84									
370.0	Meters	140,862,877.72									
371.0	Installations On Customer Premises	25,316,961.50									
371.2	Residential Load Management (LMS)	45,793,394.75									
371.3	Commercial Load Mgmt (Non-ECCR)	112,594.18									
373.0	Street Lighting & Signal Systems	95,806,193.96									
	TOTAL DISTRIBUTION PLANT	\$2,030,335,255.65									
GENERAL PLANT - DEPRECIABLE											
390.0	Structures & Improvements - FPL	\$25,174,456.23									
390.0	Structures & Improvements - LRIC	44,430,311.43									
391.6	Computer Equipment - LMS	115,101.80									
391.7	CILC Computer Equipment - LMS	0.00									
391.8	Computer Equipment - ECCR	704,892.15									
392.0	Aircraft, Fixed Wing (Non-Jet)	0.00									
392.0	Aircraft, Rotary Wing	938,978.64									
392.0	Aircraft, Fixed Wing (Jet)	4,264,952.31									
392.1	Transportation - Automobiles	681,363.93									
392.2	Transportation - Light Trucks	7,307,621.04									
392.3	Transportation - Heavy Trucks	60,239,002.47									
392.4	Transportation - Tractor-Trailers	252,518.86									
392.9	Transportation - Trailers	4,689,746.60									
395.6	Test Equipment - LMS	303,254.22									
395.6	Measurement Equipment - ECCR	1,895,295.48									
396.1	Power Operated Equipmt - Transportation	3,431,142.53									
396.6	Power Operated Equipment - Other	24,179.86									
397.4	Communications Equipment - ECCR	239,485.96									
397.6	Communications Equipment - LMS	0.00									
397.8	Communications Equipment - Fiber Optics	14,689,755.49									
398.6	Miscellaneous Equipment - LMS	0.00									
	SUBTOTAL GENERAL PLANT - DEPRECIABLE	\$169,362,176.80									

FLORIDA POWER & LIGHT COMPANY
Schedule II - Accumulated Provision For Depreciation/Amortization As Of 12/31/98

Plant Account	Account Description	Beginning Balance	Accruals	Retirements	Cost of Removal	Salvage	Other Recoveries	Transfers	End of Year Balance	Exclusions	End of Year (Adjusted)
		(a)	(b)	(c)	(d)	(e)	(f)	(g)	(h) = (a) + (b) + (c) + (d) + (e) + (f) + (g)	(i)	(j) = (h) - (i)
GENERAL PLANT - AMORTIZABLE											
390.1	Leaseholds	\$2,639,076.86									
391.1	Office Furniture	9,330,992.33									
391.2	Office Accessories	2,307,853.16									
391.3	Office Equipment	497,517.89									
391.4	Duplicating & Mailing Equipment	2,631,873.54									
391.5	EDP Equipment	55,228,065.82									
391.9	PC Equipment	7,948,797.81									
392.7	Transportation Equipment - Marine Equip.	14,220.87									
392.8	Transportation Equipment - Other	18,425.20									
393.1	Stores Equipment - Handling Equip.	2,321,878.53									
393.2	Stores Equipment - Storage Equip.	528,121.21									
393.3	Stores Equipment - Portable Handling	325,375.39									
394.1	Shop Equipment - Fixed/Stationary	(1,097,364.59)									
394.2	Shop Equipment - Portable Handling	5,028,707.43									
395.1	Lab Equipment - Fixed/Stationary	3,928,489.87									
395.2	Lab Equipment - Portable	8,478,094.53									
397.1	Communications Equipment - Other	13,243,085.53									
397.3	Communications Equipment - Official	13,447,178.39									
398.0	Miscellaneous Equipment	4,334,819.91									
	SUBTOTAL GENERAL PLANT - AMORTIZABLE	\$129,150,810.68									
GENERAL PLANT TOTALS											
390.0	Structures & Improvements	\$72,243,844.52									
391.0	Office Furniture & Equipment	78,785,014.50									
392.0	Transportation	78,406,849.72									
393.0	Stores Equipment	3,173,175.13									
394.0	Shop, Tools & Garage Equipment	3,929,342.84									
395.0	Laboratory Equipment	12,805,114.10									
396.0	Power Operated Equipment	3,455,322.39									
397.0	Communications Equipment	41,819,506.37									
398.0	Miscellaneous Equipment	4,334,819.91									
	TOTAL GENERAL PLANT TOTALS	\$298,632,789.46									
TOTAL EXCLUDING PRODUCTION PLANT											
	Subtotal Depreciable	\$3,098,739,979.78									
	Subtotal Amortizable	129,150,810.68									
	TOTAL EXCLUDING PRODUCTION PLANT	\$3,225,890,590.44									
TOTAL INCLUDING PRODUCTION PLANT											
	Subtotal Depreciable	\$8,804,291,752.55									
	Subtotal Amortizable	170,351,031.87									
	TOTAL INCLUDING PRODUCTION PLANT	\$8,974,642,784.42									

NOTES :

- (1) Accelerated Of Backout
- (2) Load Management System and/or ECCR
- (3) Accelerated Oil Backout and Load Management System and/or ECCR

GENERAL NOTES :

- Annual Status Report excludes intangible Plant, Jurisdictionalized Investment Tax Credit Interest Synchronization, Lauderdale Pipeline and Land & Land Rights, except for Transmission easements (Land & Land Rights flow through General Ledger Account 108.1 for audit trail purposes).
- Annual Status Report includes Transportation accounts as well as the St. Johns River Power Park and Soherer Coal Cars and Martin Pipeline.
- Fossil Dismantlement and Nuclear Decommissioning are excluded from all columns.

FLORIDA POWER & LIGHT COMPANY
Schedule II - Accumulated Provision For Depreciation/Amortization As Of 12/31/98

Plant Account	Account Description	Beginning Balance	Accruals	Retirements	Cost of Removal	Salvage	Other Recoveries	Transfers	End of Year Balance	Exclusions	End of Year (Adjusted)
		(8)	(9)	(c)	(d)	(e)	(f)	(g)	(h) = (8) - (c) + (f) + (g)	(i)	(j) = (h) - (i)

FOSSIL DISMANTLEMENT

All Power Plants \$0.00

STEAM PRODUCTION

Cape Canaveral

Common \$1,811,813.87
 Unit 1 4,228,841.23
 Unit 2 3,637,506.32

Total Cape Canaveral \$9,678,161.42

Cutter

Unit 3 \$0.00
 Unit 4 0.00
 Common \$223,832.83
 Unit 5 1,937,777.25
 Unit 6 3,369,496.72

Total Cutter \$5,530,906.80

Fort Myers

Common \$2,372,962.80
 Unit 1 3,348,950.20
 Unit 2 4,988,566.15

Total Fort Myers \$10,711,479.15

Manatee

Common \$7,003,120.80
 Unit 1 6,804,783.79
 Unit 2 6,151,960.13

Total Manatee \$19,939,864.72

Martin

Common \$9,546,125.00
 Unit 1 6,374,890.06
 Unit 2 5,857,870.21

Total Martin \$21,780,885.27

Palatka

Common (\$3,544.50)
 Unit 1 \$1,671,740.59
 Unit 2 \$4,097,463.27

Total Palatka \$5,765,659.36

Pt Everglades

Common \$3,575,813.84
 Unit 1 4,412,382.28
 Unit 2 4,213,696.35
 Unit 3 5,141,731.79
 Unit 4 4,876,609.85

Total Pt Everglades \$22,220,233.89

Riviera

Common \$1,927,269.70
 Unit 2 206,576.63
 Unit 3 3,706,054.52
 Unit 4 3,479,471.95

Total Riviera \$9,321,374.80

Sanford

Common \$1,566,161.20
 Unit 1 366,350.50
 Unit 2 366,350.50
 Unit 3 3,145,314.86
 Unit 4 4,909,433.31
 Unit 5 4,447,855.47

Total Sanford \$14,803,265.84

Scherer

Common Site \$2,289,076.50
 Common 3 & 4 583,866.09
 Unit 4 2,448,879.49

Total Scherer \$5,321,422.08

SJRPP

Coal & Lime Eq. \$730,167.09
 Common 1,631,239.40
 Gypsum & Ash 204,533.03
 Unit 1 8,188,371.06
 Unit 2 4,216,870.99

Total SJRPP \$14,973,261.57

Turkey Point

Common \$1,796,785.61
 Unit 1 4,932,179.03
 Unit 2 4,495,854.70

Total Turkey Point \$11,227,819.34

TOTAL STEAM PRODUCTION \$151,473,954.24

FLORIDA POWER & LIGHT COMPANY
Schedule II - Accumulated Provision For Depreciation/Amortization As Of 12/31/98

Plant Account	Account Description	Beginning Balance	Accruals	Retirements	Cost of Removal	Salvage	Original Recoveries	Transfers	End of Year Balance	Exclusions	End of Year (Adjusted)
		(a)	(b)	(c)	(d)	(e)	(f)	(g)	(h) = a + b - c - d + e + f + g	(i)	(j) = (h) - (i)

OTHER PRODUCTION

Gas Turbines

Fort Myers	\$1,849,054.38
Lauderdale GTs	230,708.86
Pt Everglades GTs	262,170.36
SUBTOTAL : GAS TURBINES	\$2,141,931.60

Combined Cycles

Lauderdale

Common	\$0.00
Unit 4	1,544,461.61
Unit 5	1,208,796.09
Total Lauderdale	\$2,753,257.70

Martin

Common	\$456,727.40
Unit 3	1,047,846.16
Unit 4	657,466.16
Total Martin	\$2,162,039.72

Putnam

Common	\$2,416,825.67
Unit 1	563,769.18
Unit 2	573,733.10
Total Putnam	\$3,554,327.95

SUBTOTAL : COMBINED CYCLES **\$8,469,625.37**

TOTAL OTHER PRODUCTION **\$10,511,556.97**

TOTAL FOSSIL DISMANTLEMENT **162,065,511.21**

NUCLEAR DECOMMISSIONING

St Lucie

Common	\$14,425,333.41
Unit 1	243,853,799.60
Unit 2	177,030,289.42
Total St Lucie	\$435,109,422.43

Turkey Point

Unit 3	\$213,334,219.66
Unit 4	233,667,066.74
Total Turkey Point	\$447,001,286.72

TOTAL NUCLEAR DECOMMISSIONING **\$882,110,709.15**

TOTAL DISMANTLEMENT/DECOMMISSIONING **\$1,044,196,220.36**

Note :
 - Accruals for nuclear decommissioning include fund earnings.

ACCELERATED RECOVERY

STEAM PRODUCTION

All Power Plants **\$60,338,330.00**

NUCLEAR PRODUCTION

All Power Plants **\$175,304,010.00**

St Lucie


Unit 1	\$11,953,360.00
Unit 2	30,723,934.00
Total St Lucie	\$42,677,294.00

Turkey Point

Unit 3	\$7,342,104.00
Unit 4	9,980,602.00
Total Turkey Point	\$17,322,706.00

TOTAL NUCLEAR **\$235,304,010.00**

TOTAL ACCELERATED RECOVERY **\$295,642,340.00**



BEFORE THE
FLORIDA PUBLIC SERVICE COMMISSION

In the Matter of Florida Power & Light)
Company's Request for Confidential)
Classification of Certain Information)
Provided in Connection with its Annual)
Status Report for the year ended 1998)

FILED: May 28, 1999

Exhibit C

Justification Table

EXHIBIT C

COMPANY: Florida Power & Light Company
DOCKET NO.:
TITLE: FPSC Status Report
DATE: May 28, 1999

**FLORIDA
STATUTE
366.093(3)
Subsection:**

DOCUMENT DESCRIPTION **PAGE NO.** **CONF. Y/N** **LINE NOS.** **AFFIDAVIT**

DOCUMENT DESCRIPTION	PAGE NO.	CONF. Y/N	LINE NOS.	FLORIDA STATUTE 366.093(3) Subsection:	AFFIDAVIT
FPSC Status Report Schedule I	1-22	Y	Columns B through G	(e)	D. Babka
FPSC Status Report Schedule II	1-24	Y	Columns B through J	(e)	D. Babka

**BEFORE THE
FLORIDA PUBLIC SERVICE COMMISSION**

**In the Matter of Florida Power & Light)
Company's Request for Confidential)
Classification of Certain Information)
Provided in Connection with its Annual)
Status Report for the year ended 1998)**

FILED: May 28, 1999

Exhibit D

AFFIDAVIT

BEFORE THE
FLORIDA PUBLIC SERVICE COMMISSION

In the Matter of Florida Power & Light)
Company's Request for Confidential)
Classification of Certain Information)
Provided in Connection with its Annual)
Status Report for the year ended 1998)

DOCKET NO. _____

FILED: _____, 1999

STATE OF FLORIDA)
)
COUNTY OF DADE)

AFFIDAVIT OF DONALD L. BABKA

BEFORE ME, the undersigned authority, personally appeared Donald L. Babka who, being first duly sworn, deposes and says:


1. My name is Donald L. Babka. I am currently employed by Florida Power & Light Company ("FPL") as Director of Regulatory and Tax Accounting. My business address is 9250 West Flagler Street, Miami, Florida. I have personal knowledge of the matters stated in this affidavit.

2. I have reviewed the information for which I am listed in Exhibit C as Affiant and which is included in Exhibit A to FPL's Request for Confidential Classification. Such information, as noted on Exhibit C, constitutes commercially sensitive information relating to FPL's competitive interests, the disclosure of which would impair the competitive business of FPL. Disclosure of such information would reveal, among other things, detailed cost data by individual plants and by plant accounts. Such information also includes individual plant refurbishment history. Such information would be valuable to competitors of FPL in identifying key facts or elements of or pertaining to FPL's business plans or strategies. In addition, such information, when considered with other cost data for which confidential treatment is being sought or which may be publicly available, would provide competitors an unfair advantage in assessing or projecting FPL's costs or cost structure.

3. To the best of my knowledge, FPL has maintained the confidentiality of this information.

Affidavit of Donald L. Babka
Request for Confidential Classification
of Certain Information Provided in connection
with its Annual Status Report for the year ended 1998
Page 2 of 2

4. Affiant says nothing further.



Donald L. Babka

SWORN TO AND SUBSCRIBED before me this 25 day of May 1999, by Donald L. Babka, who is personally known to me or who has produced _____ (type of identification) as identification and who did take an oath.



Notary Public, State of Florida

My Commission Expires:



Bertie Estepines
MY COMMISSION # COMPT 60003
January 14, 2003
BONDED THRU TROY FARM INSURANCE, INC