



Writer's Direct Dial:
(561) 691-7101

R. Wade Litchfield
Senior Attorney
Florida Authorized House Counsel
Florida Power & Light Company
700 Universe Boulevard
Juno Beach, FL 33408-0420
(561) 691-7103 (Facsimile)

ORIGINAL

RECEIVED - FPSC

OCT 19 PM 3:41

RECORDS AND REPORTING

October 19, 1999

VIA HAND DELIVERY

Blanca S. Bayó, Director
Division of Records and Reporting
Florida Public Service Commission
Betty Easley Conference Center
Room 110
2540 Shumard Oak Boulevard
Tallahassee, Florida 32399-0850

Re: Docket No. 990001-EI; Monthly Fuel Filings

Dear Ms. Bayó:

Enclosed herewith for filing is the original and five (5) copies of the following monthly fuel reports for FPL:

- (a) FPSC Forms 423-1, 423-1(a) and 423-1(b) for the month of July 1999;
- (b) FPSC Forms 423-2, 423-2(a), and 423-2(b) for Plant Scherer for the month of June 1999; and
- (c) FPSC Forms 423-2, 423-2(a), and 423-2(b) for St. Johns River Power Park for the month of July 1999.

Wade Litchfield

AFA _____
 APP _____
 CAF _____
 CHU _____
 CIR _____
 EAG _____
 LEG 1
 MAS 3
 OPC _____
 PAI _____
 SEC 1
 WAW _____
 OTH _____

FPL's Request for Confidential Classification of the information removed from Form 423-1(a) is being filed under separate cover.

Should you have any questions regarding this filing, please contact me at (561) 691-7101.

RECEIVED & FILED

[Signature]
FPSC BUREAU OF RECORDS

DOCUMENT NUMBER - DATE

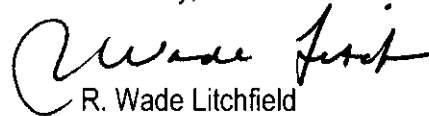
12760 OCT 19 99

FPSC-RECORDS/REPORTING

Blanca S. Bayó, Director
Division of Records and Reporting
Florida Public Service Commission
October 19, 1999
Page 2

Thanking you for your attention to this matter, I remain,

Sincerely,



R. Wade Litchfield

RWL/mm
Enclosures

cc: Service List

MONTHLY REPORT OF COST AND QUALITY OF FUEL OIL FOR ELECTRIC PLANTS
ORIGIN, VOLUME, DELIVERED PRICE AND AS RECEIVED QUANTITY

FPSC FORM NO. 423-1

1. REPORTING MONTH: JUL YEAR: 1999

2. REPORTING COMPANY: FLORIDA POWER & LIGHT COMPANY

3. NAME, TITLE TELEPHONE NUMBER OF CONTACT PERSON CONCERNING DATA
SUBMITTED ON THIS FORM: RITA MCLELLAN, REGULATORY AFFAIRS, (305) - 552- 40694. SIGNATURE OF OFFICIAL SUBMITTING REPORT: 

5. DATE COMPLETED: 09/09/1999

LINE NO	PLANT	SUPPLIER	SHIPPING POINT	PURCHASE TYPE	DELIVERY LOCATION	DELIVERY DATE	TYPE OIL	SULFUR (%)	BTU CONTENT (BTU / GAL)	VOLUME (BBLs)	PRICE (\$/BBL)
1	MANATEE	COASTAL	HOFTI	MTC	PORT MANATEE	07/16/1999	F06	1.00	152119	276197	16.0400
2	PT. EVERGLADES	COASTAL	HOUSTON	MTC	PORT EVERGLADES	07/07/1999	F06	0.95	153024	176025	15.2900
3	TURKEY POINT	COASTAL	HOUSTON	MTC	FISHER ISLAND	07/08/1999	F06	0.95	153357	96172	15.2900
4	SANFORD	NOVARCO	HOFTI	MTC	JACKSONVILLE	07/26/1999	F06	2.00	153333	229031	16.7900
5	MANATEE	COASTAL	HOUSTON	S	PORT MANATEE	07/05/1999	F06	1.00	152262	108618	15.1400
6	MANATEE	COASTAL	HOFTI	S	PORT MANATEE	07/22/1999	F06	0.95	152810	124317	16.9350
7	MANATEE	COASTAL	IMTT ST ROSE	S	PORT MANATEE	07/28/1999	F06	1.00	153310	127269	17.2050
8	PT. EVERGLADES	ENRON	STATIA	S	PORT EVERGLADES	07/27/1999	F06	0.95	150714	262529	12.5380
9	FT. MYERS	FAMM	CONVENT	S	BOCA GRANDE	07/05/1999	F06	2.00	153357	117434	14.1210
10	FT. MYERS	FAMM	CONVENT	S	BOCA GRANDE	07/13/1999	F06	1.90	152381	112729	15.5350
11	FT. MYERS	FAMM	CONVENT	S	BOCA GRANDE	07/22/1999	F06	1.80	153262	113732	16.5030
12	FT. MYERS	FAMM	TBN	S	BOCA GRANDE	07/30/1999	F06	2.00	152048	115021	16.5930
13	CAPE CANAVERAL	GLENORE	BAHAMAS	S	PORT CANAVERAL	07/27/1999	F06	1.50	151190	89914	16.5000
14	MANATEE	GLENORE	IMTT GRETN	S	PORT MANATEE	07/01/1999	F06	0.99	152524	116419	14.5750
15	MANATEE	GLENORE	ST ROSE	S	PORT MANATEE	07/03/1999	F06	1.00	151190	120586	15.0820
16	PT. EVERGLADES	GLENORE	IMTT ST ROSE	S	PORT EVERGLADES	07/12/1999	F06	0.94	153214	115946	15.6170
17	TURKEY POINT	GLENORE	IMTT GRETN	S	FISHER ISLAND	07/20/1999	F06	0.99	152429	119650	16.5580
18	TURKEY POINT	GLENORE	GRETN	S	FISHER ISLAND	07/28/1999	F06	0.94	152548	120560	17.4750
19	MARTIN	NOVARCO	ST ROSE	S	PALM BEACH	07/06/1999	F06	1.00	152286	125023	15.4420
20	MARTIN	NOVARCO	IMTT ST ROSE	S	PALM BEACH	07/16/1999	F06	0.98	152548	126299	16.6080
21	MARTIN	NOVARCO	IMTT ST ROSE	S	PALM BEACH	07/27/1999	F06	0.99	155119	125218	17.3830
22	RIVIERA	NOVARCO	NEW ORLEANS	S	RIVIERA	07/13/1999	F06	1.80	154000	117811	15.6670
23	RIVIERA	NOVARCO	RIVER	S	RIVIERA	07/25/1999	F06	2.20	153881	117023	16.7530
24	TURKEY POINT	NOVARCO	NEW ORLEANS	S	FISHER ISLAND	07/02/1999	F06	0.92	154405	117793	13.1000
25	SANFORD	STEUART	N/A	S	JACKSONVILLE	07/23/1999	F06	2.20	151810	27185	15.6500
26	MANATEE	TOSCO	ST. CROIX	S	PORT MANATEE	07/08/1999	F06	0.97	151929	278302	13.1500
27	TURKEY POINT	COASTAL	NA-TRUCK DELIVERY	STC		07/27/1999	FO2	N/A	N/A	174	*

MONTHLY REPORT OF COST AND QUALITY OF FUEL OIL FOR ELECTRIC PLANTS
ORIGIN, VOLUME, DELIVERED PRICE AND AS RECEIVED QUANTITY

1. REPORTING MONTH: JUL YEAR: 1999

2. REPORTING COMPANY: FLORIDA POWER & LIGHT COMPANY

3. NAME, TITLE, TELEPHONE NUMBER OF CONTACT PERSON CONCERNING DATA
SUBMITTED ON THIS FORM: RITA MCLELLAN, REGULATORY AFFAIRS, (305) 552-40694. SIGNATURE OF OFFICIAL SUBMITTING REPORT: 

5. DATE COMPLETED: 09/09/1999

LINE NO	PLANT	SUPPLIER	SHIPPING POINT	PURCHASE TYPE	DELIVERY LOCATION	DELIVERY DATE	TYPE OIL	SULFUR (%)	BTU CONTENT (BTU / GAL)	VOLUME (BBLs)	PRICE (\$/BBL)
28	TURKEY POINT	COASTAL	NA-TRUCK DELIVERY	STC		07/30/1999	FO2	N/A	N/A	176	*
29	RIVIERA	AMERIGAS	NA-TRUCK DELIVERY	STC		07/16/1999	PRO	N/A	N/A	6	38.8600
30	RIVIERA	AMERIGAS	NA-TRUCK DELIVERY	STC		07/29/1999	PRO	N/A	N/A	6	40.1000
31	FT. MYERS	AMERIGAS	NA-TRUCK DELIVERY	STC		07/16/1999	PRO	N/A	N/A	8	45.0000
32	PT. EVERGLADES	AMERIGAS	NA-TRUCK DELIVERY	STC		07/10/1999	PRO	N/A	N/A	17	35.9300
33	PT. EVERGLADES	AMERIGAS	NA-TRUCK DELIVERY	STC		07/29/1999	PRO	N/A	N/A	15	38.6100
34	RIVIERA	AMERIGAS	NA-TRUCK DELIVERY	STC		07/01/1999	PRO	N/A	N/A	6	37.4000
35	TURKEY POINT	AMERIGAS	NA-TRUCK DELIVERY	STC		07/27/1999	PRO	N/A	N/A	7	38.3500
36	MARTIN	INDIANTOWN	NA-TRUCK DELIVERY	STC		07/22/1999	PRO	N/A	N/A	13	31.0800
37	CAPE CANAVERAL	SUBURBAN	NA-TRUCK DELIVERY	STC		07/07/1999	PRO	N/A	N/A	7	33.2400
38	MANATEE	SUBURBAN	NA-TRUCK DELIVERY	STC		07/15/1999	PRO	N/A	N/A	16	34.8000
39	MANATEE	SUBURBAN	NA-TRUCK DELIVERY	STC		07/29/1999	PRO	N/A	N/A	25	34.7800
40	MANATEE	SUBURBAN	NA-TRUCK DELIVERY	STC		07/02/1999	PRO	N/A	N/A	12	33.1600
41	SANFORD	SUBURBAN	NA-TRUCK DELIVERY	STC		07/23/1999	PRO	N/A	N/A	10	34.7900

EDITED COPY

MONTHLY REPORT OF COST AND QUALITY OF FUEL OIL FOR ELECTRIC PLANTS DETAIL OF INVOICE AND TRANSPORTATION CHARGES

FPSC FORM NO. 423-1 (a)

1. REPORTING MONTH: JUL YEAR: 1999

2. REPORTING COMPANY: FLORIDA POWER LIGHT COMPANY

3. NAME, TITLE, TELEPHONE NUMBER OF CONTACT PERSON CONCERNING DATA
SUBMITTED ON THIS FORM: RITA MCLELLAN, REGULATORY AFFAIRS, (305) 552-4069

4. SIGNATURE OF OFFICIAL SUBMITTING REPORT: *Paul A. Kamm*

5. DATE COMPLETED: 10/18/1999

(A)	(B)	(C)	(D)	(E)	(F)	(G)	(H)	(I)	(J)	(K)	(L)	(M)	(N)	(O)	(P)	(Q)	(R)
LINE NO.	PLANT	SUPPLIER	DELIVERY LOCATION	DELIVERY DATE	TYPE OIL	VOLUME (BBL)	INVOICE PRICE (\$/BBL)	INVOICE AMOUNT (\$)	DISCOUNT (\$)	NET AMOUNT (\$)	NET PRICE (\$/BBL)	QUALITY ADJUST. (\$/BBL)	EFFECTIVE PUR PRICE (\$/BBL)	TRANSP TO TERM (\$/BBL)	ADDITIONAL TRANS CHGS (\$/BBL)	OTHER CHGS (\$/BBL)	DELIVERED PRICE (\$/BBL)
1	MANATEE	COASTAL	PORT MANATEE	07/16/199	F06	276197								0.0000			16.2757
2	PT. EVERGLADES	COASTAL	PORT EVERGLADES	07/07/199	F06	176025								0.0000			15.5342
3	TURKEY POINT	COASTAL	FISHER ISLAND	07/08/199	F06	96172								0.0000			16.0729
4	SANFORD	NOVARCO	JACKSONVILLE	07/26/199	F06	229031								0.0000			18.0571
5	MANATEE	COASTAL	PORT MANATEE	07/05/199	F06	108618								0.0000			15.3757
6	MANATEE	COASTAL	PORT MANATEE	07/22/199	F06	124317								0.0000			17.1707
7	MANATEE	COASTAL	PORT MANATEE	07/28/199	F06	127269								0.0000			17.4407
8	PT. EVERGLADES	ENRON	PORT EVERGLADES	07/27/199	F06	262529								0.0000			12.7822
9	FT. MYERS	FAMM	BOCA GRANDE	07/05/199	F06	117434								0.0000			14.5218
10	FT. MYERS	FAMM	BOCA GRANDE	07/13/199	F06	112729								0.0000			15.9358
11	FT. MYERS	FAMM	BOCA GRANDE	07/22/199	F06	113732								0.0000			16.9038
12	FT. MYERS	FAMM	BOCA GRANDE	07/30/199	F06	115021								0.0000			16.9938
13	CAPE CANAVERAL	GLENCORE	PORT CANAVERAL	07/27/199	F06	89914								0.0000			17.0565
14	MANATEE	GLENCORE	PORT MANATEE	07/01/199	F06	116419								0.0000			14.8107
15	MANATEE	GLENCORE	PORT MANATEE	07/03/199	F06	120586								0.0000			15.3177
16	PT. EVERGLADES	GLENCORE	PORT EVERGLADES	07/12/199	F06	115946								0.0000			15.8612
17	TURKEY POINT	GLENCORE	FISHER ISLAND	07/20/199	F06	119650								0.0000			17.3409
18	TURKEY POINT	GLENCORE	FISHER ISLAND	07/28/199	F06	120560								0.0000			18.2579
19	MARTIN	NOVARCO	PALM BEACH	07/06/199	F06	125023								0.0000			15.8799
20	MARTIN	NOVARCO	PALM BEACH	07/16/199	F06	126299								0.0000			17.0459
21	MARTIN	NOVARCO	PALM BEACH	07/27/199	F06	125218								0.0000			17.8209
22	RIVIERA	NOVARCO	RIVIERA	07/13/199	F06	117811								0.0000			15.8590
23	RIVIERA	NOVARCO	RIVIERA	07/25/199	F06	117023								0.0000			16.9450
24	TURKEY POINT	NOVARCO	FISHER ISLAND	07/02/199	F06	117793								0.0000			13.8829
25	SANFORD	STEUART	JACKSONVILLE	07/23/199	F06	27185								0.0000			16.9171
26	MANATEE	TOSCO	PORT MANATEE	07/08/199	F06	278302								0.0000			13.3857
27	TURKEY POINT	COASTAL		07/27/199	FO2	174								0.0000			24.8300
28	TURKEY POINT	COASTAL		07/30/199	FO2	176								0.0000			25.6100
29	RIVIERA	AMERIGAS		07/16/199	PRO	6	38.8600	233	0	233	38.8600	0.0000	38.8600	0.0000	0.0000	0.0000	38.8600
30	RIVIERA	AMERIGAS		07/29/199	PRO	6	40.1000	241	0	241	40.1000	0.0000	40.1000	0.0000	0.0000	0.0000	40.1000

EDITED COPY

MONTHLY REPORT OF COST AND QUALITY OF FUEL OIL FOR ELECTRIC PLANTS DETAIL OF INVOICE AND TRANSPORTATION CHARGES

FPSC FORM NO. 423-1 (a)

1. REPORTING MONTH: JUL YEAR: 1999

2. REPORTING COMPANY: FLORIDA POWER LIGHT COMPANY

3. NAME, TITLE, TELEPHONE NUMBER OF CONTACT PERSON CONCERNING DATA
SUBMITTED ON THIS FORM: RITA MCLELLAN, REGULATORY AFFAIRS, (905) 552-4069

4. SIGNATURE OF OFFICIAL SUBMITTING REPORT: *Paul A. Lam*

5. DATE COMPLETED: 10/18/1999

(A)	(B)	(C)	(D)	(E)	(F)	(G)	(H)	(I)	(J)	(K)	(L)	(M)	(N)	(O)	(P)	(Q)	(R)
LINE NO.	PLANT	SUPPLIER	DELIVERY LOCATION	DELIVERY DATE	TYPE OIL	VOLUME (BBL)	INVOICE PRICE (\$/BBL)	INVOICE AMOUNT (\$)	DISCOUNT (\$)	NET AMOUNT (\$)	NET PRICE (\$/BBL)	QUALITY ADJUST. (\$/BBL)	EFFECTIVE PUR PRICE (\$/BBL)	TRANSP TO TERM (\$/BBL)	ADDITIONAL TRANS CHGS (\$/BBL)	OTHER CHGS (\$/BBL)	DELIVERED PRICE (\$/BBL)
31	FT. MYERS	AMERIGAS		07/18/199	PRO	8	45.0000	360	0	360	45.0000	0.0000	45.0000	0.0000	0.0000	0.0000	45.0000
32	PT. EVERGLADES	AMERIGAS		07/10/199	PRO	17	35.9300	611	0	611	35.9300	0.0000	35.9300	0.0000	0.0000	0.0000	35.9300
33	PT. EVERGLADES	AMERIGAS		07/29/199	PRO	15	38.6100	579	0	579	38.6100	0.0000	38.6100	0.0000	0.0000	0.0000	38.6100
34	RIVIERA	AMERIGAS		07/01/199	PRO	6	37.4000	224	0	224	37.4000	0.0000	37.4000	0.0000	0.0000	0.0000	37.4000
35	TURKEY POINT	AMERIGAS		07/27/199	PRO	7	38.3500	268	0	268	38.3500	0.0000	38.3500	0.0000	0.0000	0.0000	38.3500
36	MARTIN	INDIANTOWN		07/22/199	PRO	13	31.0800	404	0	404	31.0800	0.0000	31.0800	0.0000	0.0000	0.0000	31.0800
37	CAPE CANAVERAL	SUBURBAN		07/07/199	PRO	7	33.2400	233	0	233	33.2400	0.0000	33.2400	0.0000	0.0000	0.0000	33.2400
38	MANATEE	SUBURBAN		07/15/199	PRO	16	34.8000	557	0	557	34.8000	0.0000	34.8000	0.0000	0.0000	0.0000	34.8000
39	MANATEE	SUBURBAN		07/29/199	PRO	25	34.7800	870	0	870	34.7800	0.0000	34.7800	0.0000	0.0000	0.0000	34.7800
40	MANATEE	SUBURBAN		07/02/199	PRO	12	33.1600	398	0	398	33.1600	0.0000	33.1600	0.0000	0.0000	0.0000	33.1600
41	SANFORD	SUBURBAN		07/23/199	PRO	10	34.7900	348	0	348	34.7900	0.0000	34.7900	0.0000	0.0000	0.0000	34.7900

FPSC FORM NO. 423-1(b)

MONTHLY REPORT OF COST AND QUALITY OF FUEL OIL FOR ELECTRIC PLANTS
 REPORT OF ADJUSTMENTS TO PREVIOUS OIL DELIVERIES

1. REPORTING MONTH: JULY YEAR: 1999

3. NAME, TITLE, & TELEPHONE NUMBER OF CONTACT PERSON CONCERNING DATA
 SUBMITTED ON THIS FORM: RITA McLELLAN, REGULATORY AFFAIRS,

2. REPORTING COMPANY: FLORIDA POWER & LIGHT COMPANY

4. SIGNATURE OF OFFICIAL SUBMITTING REPORT: *Paul A. Kan*

5. DATE COMPLETED: 09/09/99

LINE NO.	MONTH REPORTED	FORM PLANT NAME	SUPPLIER	ORIGINAL LINE NUMBER	OLD VOLUME (BBLs)	FORM NO.	COLUMN DESIGNATOR & TITLE	OLD VALUE	NEW VALUE	NEW DELIVERED PRICE (\$/BBL)	REASON FOR REVISION
(A)	(B)	(C)	(D)	(E)	(F)	(G)	(H)	(I)	(J)	(K)	(L)
1	NONE										

**MONTHLY REPORT OF COST AND QUALITY OF COAL FOR ELECTRIC PLANTS
ORIGIN, TONNAGE, DELIVERED PRICE, AND AS RECEIVED QUALITY**

1. Reporting Month: **June** Year: **1999**
 2. Reporting Company: **FLORIDA POWER & LIGHT COMPANY**
 3. Plant Name: **R.W.SCHERER**

4. Name, Title & Telephone Number of Contact Person Concerning Data
 Submitted on this Form: Michael J. Frank, Principal Accountant
 (912) 994-0022, ext. 3904.

5. Signature of Official Submitting Report:
 6. Date Completed: **17-Aug-99**

Kenneth J. Brookway

Line No.	Supplier Name	Mine Location	Purchase Type	Transport Mode	Tons	Purchase Price (\$/Ton)	Effective Transport Charges (\$/Ton)	Total FOB Plant Price (\$/Ton)	Sulfur Content (%)	Btu Content (Btu/lb)	Ash Content (%)	Moisture Content (%)
(a)	(b)	(c)	(d)	(e)	(f)	(g)	(h)	(i)	(j)	(k)	(l)	(m)
(1)	BLUEGRASS DEV.	08/WV/059	MTC	UR	22,713.34	49.544	13.96	63.504	0.63	12,151	11.79	6.18
(2)	KENNECOTT ENERGY	19/WY/005	S	UR	75,724.39	4.504	21.22	25.724	0.26	8,821	5.26	26.37
(3)	JACOBS RANCH	19/WY/005	S	UR	81,140.76	4.044	21.22	25.264	0.40	8,649	5.48	28.02

**MONTHLY REPORT OF COST AND QUALITY OF COAL FOR ELECTRIC PLANTS
DETAILED PURCHASED COAL INVOICE INFORMATION**

1. Reporting Month: **June** Year: **1999**
 2. Reporting Company: **FLORIDA POWER & LIGHT COMPANY**
 3. Plant Name: **R.W.SCHERER**

4. Name, Title & Telephone Number of Contact Person Concerning Data
 Submitted on this Form: Michael J. Frank, Principal Accountant
 (912) 994-0022, ext. 3904.

5. Signature of Official Submitting Report: *Kenneth J. Brockway*

6. Date Completed: 17-Aug-99

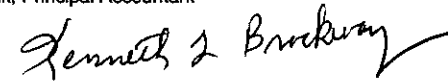
Line No.	Supplier Name	Mine Location	Purch. Type	Tons	FOB Mine Price (\$/Ton)	Shorthaul & Loading Charges (\$/Ton)	Original Invoice Price (\$/Ton)	Retroactive Price Increase (\$/Ton)	Base Price (\$/Ton)	Quality Adjustments (\$/Ton)	Effective Purchase Price (\$/Ton)
(a)	(b)	(c)	(d)	(e)	(f)	(g)	(h)	(i)	(j)	(k)	(l)
(1)	BLUEGRASS DEV.	08/WV/059	MTC	22,713.34	48.803	-	48.803	-	48.803	0.741	49.544
(2)	KENNECOTT ENERGY	19/WY/005	S	75,724.39	4.494	-	4.494	-	4.494	0.010	4.504
(3)	JACOBS RANCH	19/WY/005	S	81,140.76	4.066	-	4.066	-	4.066	(0.022)	4.044

**MONTHLY REPORT OF COST AND QUALITY OF COAL FOR ELECTRIC PLANTS
DETAILED TRANSPORTATION INVOICE INFORMATION**

1. Reporting Month: **June** Year: **1999**
 2. Reporting Company: **FLORIDA POWER & LIGHT COMPANY**
 3. Plant Name: **R.W.SCHERER**

4. Name, Title & Telephone Number of Contact Person Concerning Data
 Submitted on this Form: Michael J. Frank, Principal Accountant
 (912) 994-0022, ext. 3904.

5. Signature of Official Submitting Report:



6. Date Completed: 17-Aug-99

Line No.	Supplier Name	Mine Location	Shipping Point	Transport Mode	Tons	Effective Purchase Price (\$/Ton)	Additional Shorthaul & Loading Charges (\$/Ton)	Rail Charges		Waterborne Charges				Other Related Charges (\$/Ton)	Total Transportation Charges (\$/Ton)	FOB Plant Price (\$/Ton)
								Rail Rate (\$/Ton)	Other Rail Charges (\$/Ton)	River Barge Rate (\$/Ton)	Trans-loading Rate (\$/Ton)	Ocean Barge Rate (\$/Ton)	Other Water Charges (\$/Ton)			
(a)	(b)	(c)	(d)	(e)	(f)	(g)	(h)	(i)	(j)	(k)	(l)	(m)	(n)	(o)	(p)	(q)
(1)	BLUEGRASS DEV.	08/WV/059	MARROWBONE, WV.	UR	22,713.34	49.544	-	13.96	-	-	-	-	-	-	13.96	63.504
(2)	KENNECOTT ENER	19/WY/005	CONVERSE JCTN WY	UR	75,724.39	4.504	-	21.22	-	-	-	-	-	-	21.22	25.724
(3)	JACOBS RANCH	19/WY/005	JACOBS JCTN, WY.	UR	81,140.76	4.044	-	21.22	-	-	-	-	-	-	21.22	25.264

**MONTHLY REPORT OF COST AND QUALITY OF COAL FOR ELECTRIC PLANTS
ORIGIN, TONNAGE, DELIVERED PRICE AND AS RECEIVED QUALITY**

1. Report For Month/Yr: **July 1999**

4. Name, Title & Telephone Number of Contact
Person Concerning Data Submitted on this Form: **Rita McLellan (305) 552-4069**

2. Reporting Company: **Florida Power & Light**

5. Signature of Official Submitting Report: *Kenneth Brookway*

3. Plant Name: **St. Johns River Power Park (SJRPP)**

6. Date Completed: **August 24, 1999**

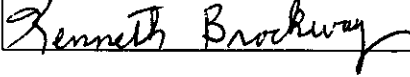
Line No.	Supplier Name	Mine Location	Purchase Type	Transportation Mode	Tons	Effective Purchase Price (\$/Ton)	Total Trans Cost (\$/Ton)	FOB Plant Price (\$/Ton)	As Received Coal Quality			
									Sulfur Content (%)	Btu Content (Btu/lb)	Ash Content (%)	Moisture Content (%)
(a)	(b)	(c)	(d)	(e)	(f)	(g)	(h)	(i)	(j)	(k)	(l)	(m)
1	Consolidation Coal Company	03,WV,061	LTC	UR	3,918	18.50	16.84	35.34	2.59	13,029	7.90	6.30
2	James River Coal Company	08,KY,095	LTC	UR	23,690	28.81	15.94	44.75	1.33	12,799	8.70	6.00
3	Arch Coal Sales	08,KY,195	LTC	UR	6,056	23.79	15.78	39.57	1.25	12,142	12.10	6.30
4	Intercor	45,IM,999	LTC	OC	29,842	34.14	0.00	34.14	0.66	11,815	7.10	11.30
5	Koch Carbon, Inc.	, ,	S	OC	6,894	12.25	0.00	12.25	6.15	14,048	0.40	7.60
6	Fill in Name -----											
7	Fill in Name -----											
8	Fill in Name -----											
9	Fill in Name -----											

**MONTHLY REPORT OF COST AND QUALITY OF COAL FOR ELECTRIC PLANTS
DETAIL OF INVOICE PURCHASE PRICE**

1. Report For Month/Yr: **July 1999**

4. Name, Title & Telephone Number of Contact
Person Concerning Data Submitted on this Form: **Rita McLellan (305) 552-4069**

2. Reporting Company: **Florida Power & Light**

5. Signature of Official Submitting Report: 

3. Plant Name: **St. Johns River Power Park (SJRPP)**

6. Date Completed: **August 24, 1999**

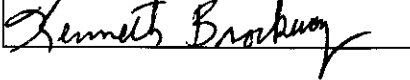
Line No.	Supplier Name	Mine Location	Purchase Type	Tons	FOB Mine Price (\$/Ton)	Short Haul & Loading Charge (\$/Ton)	Original Invoice Price (\$/Ton)	Retro-active Price Increases (\$/Ton)	Base Price (\$/Ton)	Quality Adjustments (\$/Ton)	Effective Purchase Price (\$/Ton)
(a)	(b)	(c)	(d)	(e)	(f)	(g)	(h)	(i)	(j)	(k)	(l)
1	Consolidation Coal Compa	03,WV,061	LTC	3,918	18.50	0.00	18.50	0.00	18.50	0.00	18.50
2	James River Coal Company	08,KY,095	LTC	23,690	28.81	0.00	28.81	0.00	28.81	0.00	28.81
3	Arch Coal Sales	08,KY,195	LTC	6,056	23.79	0.00	23.79	0.00	23.79	0.00	23.79
4	Intercor	45,IM,999	LTC	29,842	34.14	0.00	34.14	0.00	34.14	0.00	34.14
5	Koch Carbon, Inc.	, ,	S	6,894	12.25	0.00	12.25	0.00	12.25	0.00	12.25
6	Fill in Name -----					0.00		0.00		0.00	
7	Fill in Name -----					0.00		0.00		0.00	
8	Fill in Name -----					0.00		0.00		0.00	
9	Fill in Name -----					0.00		0.00		0.00	

**MONTHLY REPORT OF COST AND QUALITY OF COAL FOR ELECTRIC PLANTS
DETAIL OF TRANSPORTATION CHARGES**

1. Report For Month/Yr: **July 1999**

4. Name, Title & Telephone Number of Contact
Person Concerning Data Submitted on this Form: **Rita McLellan (305) 552-4069**

2. Reporting Company: **Florida Power & Light**

5. Signature of Official Submitting Report: 

3. Plant Name: **St. Johns River Power Park (SJRPP)**

6. Date Completed: **August 24, 1999**

Line No.	Supplier Name	Mine Location	Shipping Point	Transportation Mode	Tons	Effective Purchase Price (\$/Ton)	Short Haul & Loading Charge (\$/Ton)	Rail Charges		Waterborne Charges					Total Transport Charges (\$/Ton)	FOB Plant Price (\$/Ton)
								Rail Rate (\$/Ton)	Other Rail Charges (\$/Ton)	River Barge Rate (\$/Ton)	Trans-loading Rate (\$/Ton)	Ocean Barge Rate (\$/Ton)	Other Water Charges (\$/Ton)	Related Charges (\$/Ton)		
(a)	(b)	(c)	(d)	(e)	(f)	(g)	(h)	(i)	(j)	(k)	(l)	(m)	(n)	(o)	(p)	(q)
1	Consolidation Coal Compa	03,WV,061	BLACKSVILLE	UR	3,918	18.50	0.00	16.84	0.00	0.00	0.00	0.00	0.00	0.00	16.84	35.34
2	James River Coal Company	08,KY,095	CLOVER	UR	23,690	28.81	0.00	15.94	0.00	0.00	0.00	0.00	0.00	0.00	15.94	44.75
3	Arch Coal Sales	08,KY,195	COAL MAC	UR	6,056	23.79	0.00	15.78	0.00	0.00	0.00	0.00	0.00	0.00	15.78	39.57
4	Intercor	45,IM,999	EL CERREJON	OC	29,842	34.14	0.00	0.00	0.00	0.00	0.00	0.00	0.00	0.00	0.00	34.14
5	Koch Carbon, Inc.	, ,	KOCH CARBON	OC	6,894	12.25	0.00	0.00	0.00	0.00	0.00	0.00	0.00	0.00	0.00	12.25
6	Fill in Name -----						0.00		0.00	0.00	0.00	0.00	0.00	0.00		0.00
7	Fill in Name -----						0.00		0.00	0.00	0.00	0.00	0.00	0.00		0.00
8	Fill in Name -----						0.00		0.00	0.00	0.00	0.00	0.00	0.00		0.00
9	Fill in Name -----						0.00		0.00	0.00	0.00	0.00	0.00	0.00		0.00

CERTIFICATE OF SERVICE

I, THE UNDERSIGNED COUNSEL, HEREBY CERTIFY that copies of Florida Power & Light Company's Forms 423-1, 423-1(a) edited, and 423-1(b) for the month of July 1999; 423-2, 423-2(a), and 423-2(b) for the month of June 1999 for Plant Scherer; and 423-2, 423-2(a), and 423-2(b) for the month of July 1999 for St. Johns River Power Park, have been served via first class mail, postage prepaid to the parties listed below, this 19th day of October, 1999:

Bob Elias, Chief
Bureau of Electric & Gas
Division of Legal Services
Florida Public Service Commission
Gerald L. Gunter Building - Third Floor
2540 Shumard Oak Boulevard
Tallahassee, FL 32399-0850

G. Edison Holland, Esquire
Beggs & Lane
P.O. Box 12950
Pensacola, FL 32576

Major Gary A. Enders
United States Air Force
HQ USAF/ULT, STOP 21
Tyndall AFB, FL 32403-6001

Kenneth Hoffman, Esquire
Rutledge, Ecenia, Underwood
Purnell & Hoffman, P.A.
P.O. Box 551
Tallahassee, FL 32301-0551

Occidental Chemical Corporation
Energy Group
P.O. Box 809050
Dallas, TX 75380-9050

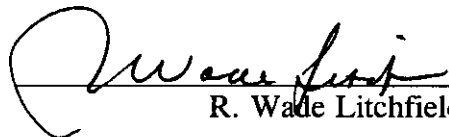
Joseph A. McGlothlin, Esquire
Vicki Gordon Kaufman, Esquire
McWhirter, Reeves, McGlothlin,
Davidson, Etc.
117 S. Gadsden Street
Tallahassee, FL 32301

Jack Shreve, Esquire
Office of Public Counsel
111 W. Madison Street
Room 812
Tallahassee, FL 32399-1400

Lee L. Wills, Esquire
James D. Beasley, Esquire
Ausley, McMullen, McGehee,
Carothers & Proctor
P.O. Box 391
Tallahassee, FL 32302

Lee G. Schmudde, Esquire
Reedy Creek Utilities, Inc.
P.O. Box 40
Lake Buena Vista, FL 32830

James A. McGee, Esquire
P.O. Box 14042
St. Petersburg, FL 33733


R. Wade Litchfield