

AUSLEY & McMULLEN

ATTORNEYS AND COUNSELORS AT LAW

227 SOUTH CALHOUN STREET
P.O. BOX 391 (ZIP 32302)
TALLAHASSEE, FLORIDA 32301
(850) 224-9115 FAX (850) 222-7560

February 15, 2000

HAND DELIVERED

Ms. Blanca S. Bayo, Director
Division of Records and Reporting
Florida Public Service Commission
2540 Shumard Oak Boulevard
Tallahassee, FL 32399-0850

Re: Fuel and Purchased Power Cost Recovery Clause
and Generating Performance Incentive Factor
FPSC Docket No. 000001-EI

REQUEST FOR SPECIFIED CONFIDENTIAL TREATMENT
(CONFIDENTIAL DOCUMENTS ATTACHED)


Dear Ms. Bayo:

We submit herewith a single confidential set of Tampa Electric Company's highlighted 423 Forms for the month of December 1999 and request specified confidential treatment of Forms 423-1(a), 423-2, 423-2(a) and 423-2(b). Our request is made pursuant to Section 366.093, Fla. Stat., for the reasons detailed in the document entitled "Tampa Electric Company's Request for Specified Confidential Treatment", which document was filed under separate cover (copy enclosed). The sensitive information contained in these forms has been highlighted in yellow.

Please acknowledge receipt and filing of the above by stamping the duplicate copy of this letter and returning same to this writer.

Thank you for your assistance in connection with this matter.

Sincerely,

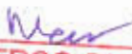

James D. Beasley

JDB/pp

Enclosures

cc: All Parties of Record (w/o enc.)

RECEIVED & FILED


FPSC-BUREAU OF RECORDS

DOCUMENT NUMBER-DATE

02010 FEB 15 8

FPSC-RECORDS/REPORTING

RECEIVED-FPSC
00 FEB 15 PM 3:48
RECORDS AND REPORTING


ORIGINAL
12-28-02
030001-EI
DECLASSIFIED

MONTHLY REPORT OF COST AND QUALITY OF FUEL OIL FOR ELECTRIC PLANTS
ORIGIN, VOLUME, DELIVERED PRICE AND AS RECEIVED QUALITY

1. Reporting Month: December Year: 1999

2. Reporting Company: Tampa Electric Company

3. Name, Title & Telephone Number of Contact Person Concerning Data
Submitted on this Form: Jeffrey Chronister, Director Financial Reporting
(813) - 228 - 1609

4. Signature of Official Submitting Report: 
Jeffrey Chronister, Director Financial Reporting

6. Date Completed: February 15, 2000

Line No. (a)	Plant Name (b)	Supplier Name (c)	Shipping Point (d)	Purchase Type (e)	Delivery Location (f)	Delivery Date (g)	Type Oil (h)	Sulfur Content % (i)	BTU Content (BTU/Gal) (j)	Volume (Bbls) (k)	Delivered Price (\$/Bbl) (l)
1.	Gannon	Central	Tampa	MTC	Gannon	12/01/99	F02	*	*	179.33	\$30.3589
2.	Gannon	Central	Tampa	MTC	Gannon	12/02/99	F02	*	*	357.74	\$30.3582
3.	Gannon	Central	Tampa	MTC	Gannon	12/03/99	F02	*	*	715.65	\$30.3581
4.	Gannon	Central	Tampa	MTC	Gannon	12/07/99	F02	*	*	356.48	\$29.1315
5.	Gannon	Central	Tampa	MTC	Gannon	12/08/99	F02	*	*	523.95	\$29.4173
6.	Gannon	Central	Tampa	MTC	Gannon	12/10/99	F02	*	*	119.45	\$29.4178
7.	Gannon	Central	Tampa	MTC	Gannon	12/13/99	F02	*	*	534.12	\$29.0291
8.	Gannon	Central	Tampa	MTC	Gannon	12/20/99	F02	*	*	535.74	\$29.7329
9.	Gannon	Central	Tampa	MTC	Gannon	12/21/99	F02	*	*	178.19	\$29.7555
10.	Gannon	Central	Tampa	MTC	Gannon	12/22/99	F02	*	*	100.00	\$29.7554
11.	Gannon	Central	Tampa	MTC	Gannon	12/23/99	F02	*	*	535.67	\$29.7579
12.	Gannon	Central	Tampa	MTC	Gannon	12/27/99	F02	*	*	357.14	\$30.4042
13.	Gannon	Central	Tampa	MTC	Gannon	12/28/99	F02	*	*	178.56	\$30.4424
14.	Big Bend	Central	Tampa	MTC	Big Bend	12/02/99	F02	*	*	358.21	\$30.3587
15.	Big Bend	Central	Tampa	MTC	Big Bend	12/03/99	F02	*	*	715.21	\$30.3585
16.	Big Bend	Central	Tampa	MTC	Big Bend	12/04/99	F02	*	*	535.05	\$30.3582
17.	Big Bend	Central	Tampa	MTC	Big Bend	12/06/99	F02	*	*	713.71	\$29.1319
18.	Big Bend	Central	Tampa	MTC	Big Bend	12/07/99	F02	*	*	891.19	\$29.4173
19.	Big Bend	Central	Tampa	MTC	Big Bend	12/08/99	F02	*	*	1,783.29	\$29.1317
20.	Big Bend	Central	Tampa	MTC	Big Bend	12/09/99	F02	*	*	887.15	\$29.1315
21.	Big Bend	Central	Tampa	MTC	Big Bend	12/10/99	F02	*	*	534.05	\$29.1316
22.	Big Bend	Central	Tampa	MTC	Big Bend	12/13/99	F02	*	*	178.36	\$29.0481
23.	Big Bend	Central	Tampa	MTC	Big Bend	12/15/99	F02	*	*	534.55	\$29.0485
24.	Big Bend	Central	Tampa	MTC	Big Bend	12/16/99	F02	*	*	535.29	\$29.0483
25.	Big Bend	Central	Tampa	MTC	Big Bend	12/20/99	F02	*	*	892.57	\$29.7547

MR 12-28-02

DOCUMENT NUMBER - DATE

DECLASSIFIED

02010 FEB 15 8


FPSC-RECORDS/REPORTING

* No analysis Taken

MONTHLY REPORT OF COST AND QUALITY OF FUEL OIL FOR ELECTRIC PLANTS
ORIGIN, VOLUME, DELIVERED PRICE AND AS RECEIVED QUALITY

1. Reporting Month: December Year: 1999
2. Reporting Company: Tampa Electric Company

3. Name, Title & Telephone Number of Contact Person Concerning Data
Submitted on this Form: Jeffrey Chronister, Director Financial Reporting
(813) - 228 - 1609

4. Signature of Official Submitting Report: 
Jeffrey Chronister, Director Financial Reporting

6. Date Completed: February 15, 2000

Line No. (a)	Plant Name (b)	Supplier Name (c)	Shipping Point (d)	Purchase Type (e)	Delivery Location (f)	Delivery Date (g)	Type Oil (h)	Sulfur Content % (i)	BTU Content (BTU/Gal) (j)	Volume (Bbls) (k)	Delivered Price (\$/Bbl) (l)
26.	Big Bend	Central	Tampa	MTC	Big Bend	12/27/99	F02	*	*	178.60	\$30.3992
27.	Big Bend	Central	Tampa	MTC	Big Bend	12/28/99	F02	*	*	893.07	\$30.4000
28.	Big Bend	Central	Tampa	MTC	Big Bend	12/30/99	F02	*	*	355.91	\$30.3995
29.	Polk	Coastal	Tampa	MTC	Polk	12/15/99	F02	*	*	2,144.44	\$31.3074
30.	Polk	Coastal	Tampa	MTC	Polk	12/16/99	F02	*	*	1,417.73	\$31.9373
31.	Polk	Coastal	Tampa	MTC	Polk	12/17/99	F02	*	*	177.47	\$32.1477
32.	Polk	Coastal	Tampa	MTC	Polk	12/18/99	F02	*	*	177.65	\$32.1474
33.	Polk	Coastal	Tampa	MTC	Polk	12/21/99	F02	*	*	354.78	\$32.5669
34.	Polk	Coastal	Tampa	MTC	Polk	12/23/99	F02	*	*	177.80	\$32.1466
35.	Hookers Point	Central	Tampa	MTC	Hookers Point	12/01/99	F02	*	*	119.83	\$30.3593

* No analysis taken.
FPSC FORM 423-1 (2/87)

MONTHLY REPORT OF COST AND QUALITY OF FUEL OIL FOR ELECTRIC PLANTS
DETAIL OF INVOICE AND TRANSPORTATION CHARGES

FPSC Form 423-1(a)

1. Reporting Month: December Year: 1999
2. Reporting Company: Tampa Electric Company

3. Name, Title & Telephone Number of Contact Person Concerning Data
Submitted on this Form: Jeffrey Chronister, Director Financial Reporting
(813) - 228 - 1609

4. Signature of Official Submitting Report: 
Jeffrey Chronister, Director Financial Reporting


6. Date Completed: February 15, 2000

Line No. (a)	Plant Name (b)	Supplier Name (c)	Delivery Location (d)	Delivery Date (e)	Type (f)	Volume (Bbls) (g)	Invoice Price (\$/Bbl) (h)	Invoice Amount \$ (i)	Discount \$ (j)	Net Amount \$ (k)	Net Price (\$/Bbl) (l)	Quality Adjust. (\$/Bbl) (m)	Effective Purchase Price (\$/Bbl) (n)	Transport to Terminal (\$/Bbl) (o)	Add'l Transport Charges (\$/Bbl) (p)	Other Charges (\$/Bbl) (q)	Delivered Price (\$/Bbl) (r)
1.	Gannon	Central	Gannon	12/01/99	F02	179.33	\$30.3589	\$5,444.26	\$0.0000	\$5,444.26	\$30.3589	\$0.0000	\$30.3589	\$0.0000	\$0.0000	\$0.0000	\$30.3589
2.	Gannon	Central	Gannon	12/02/99	F02	357.74	\$30.3582	\$10,860.34	\$0.0000	\$10,860.34	\$30.3582	\$0.0000	\$30.3582	\$0.0000	\$0.0000	\$0.0000	\$30.3582
3.	Gannon	Central	Gannon	12/03/99	F02	715.65	\$30.3581	\$21,725.74	\$0.0000	\$21,725.74	\$30.3581	\$0.0000	\$30.3581	\$0.0000	\$0.0000	\$0.0000	\$30.3581
4.	Gannon	Central	Gannon	12/07/99	F02	356.48	\$29.1315	\$10,384.78	\$0.0000	\$10,384.78	\$29.1315	\$0.0000	\$29.1315	\$0.0000	\$0.0000	\$0.0000	\$29.1315
5.	Gannon	Central	Gannon	12/08/99	F02	523.95	\$29.4173	\$15,413.22	\$0.0000	\$15,413.22	\$29.4173	\$0.0000	\$29.4173	\$0.0000	\$0.0000	\$0.0000	\$29.4173
6.	Gannon	Central	Gannon	12/10/99	F02	119.45	\$29.4178	\$3,513.96	\$0.0000	\$3,513.96	\$29.4178	\$0.0000	\$29.4178	\$0.0000	\$0.0000	\$0.0000	\$29.4178
7.	Gannon	Central	Gannon	12/13/99	F02	534.12	\$29.0291	\$15,505.03	\$0.0000	\$15,505.03	\$29.0291	\$0.0000	\$29.0291	\$0.0000	\$0.0000	\$0.0000	\$29.0291
8.	Gannon	Central	Gannon	12/20/99	F02	535.74	\$29.7329	\$15,929.08	\$0.0000	\$15,929.08	\$29.7329	\$0.0000	\$29.7329	\$0.0000	\$0.0000	\$0.0000	\$29.7329
9.	Gannon	Central	Gannon	12/21/99	F02	178.19	\$29.7555	\$5,302.13	\$0.0000	\$5,302.13	\$29.7555	\$0.0000	\$29.7555	\$0.0000	\$0.0000	\$0.0000	\$29.7555
10.	Gannon	Central	Gannon	12/22/99	F02	100.00	\$29.7554	\$2,975.54	\$0.0000	\$2,975.54	\$29.7554	\$0.0000	\$29.7554	\$0.0000	\$0.0000	\$0.0000	\$29.7554
11.	Gannon	Central	Gannon	12/23/99	F02	535.67	\$29.7579	\$15,940.42	\$0.0000	\$15,940.42	\$29.7579	\$0.0000	\$29.7579	\$0.0000	\$0.0000	\$0.0000	\$29.7579
12.	Gannon	Central	Gannon	12/27/99	F02	357.14	\$30.4042	\$10,858.57	\$0.0000	\$10,858.57	\$30.4042	\$0.0000	\$30.4042	\$0.0000	\$0.0000	\$0.0000	\$30.4042
13.	Gannon	Central	Gannon	12/28/99	F02	178.56	\$30.4424	\$5,435.79	\$0.0000	\$5,435.79	\$30.4424	\$0.0000	\$30.4424	\$0.0000	\$0.0000	\$0.0000	\$30.4424
14.	Big Bend	Central	Big Bend	12/02/99	F02	358.21	\$30.3587	\$10,874.80	\$0.0000	\$10,874.80	\$30.3587	\$0.0000	\$30.3587	\$0.0000	\$0.0000	\$0.0000	\$30.3587
15.	Big Bend	Central	Big Bend	12/03/99	F02	715.21	\$30.3585	\$21,712.73	\$0.0000	\$21,712.73	\$30.3585	\$0.0000	\$30.3585	\$0.0000	\$0.0000	\$0.0000	\$30.3585
16.	Big Bend	Central	Big Bend	12/04/99	F02	535.05	\$30.3582	\$16,243.17	\$0.0000	\$16,243.17	\$30.3582	\$0.0000	\$30.3582	\$0.0000	\$0.0000	\$0.0000	\$30.3582
17.	Big Bend	Central	Big Bend	12/06/99	F02	713.71	\$29.1319	\$20,791.74	\$0.0000	\$20,791.74	\$29.1319	\$0.0000	\$29.1319	\$0.0000	\$0.0000	\$0.0000	\$29.1319
18.	Big Bend	Central	Big Bend	12/07/99	F02	891.19	\$29.4173	\$26,216.37	\$0.0000	\$26,216.37	\$29.4173	\$0.0000	\$29.4173	\$0.0000	\$0.0000	\$0.0000	\$29.4173
19.	Big Bend	Central	Big Bend	12/08/99	F02	1,783.29	\$29.1317	\$51,950.23	\$0.0000	\$51,950.23	\$29.1317	\$0.0000	\$29.1317	\$0.0000	\$0.0000	\$0.0000	\$29.1317
20.	Big Bend	Central	Big Bend	12/09/99	F02	887.15	\$29.1315	\$25,844.02	\$0.0000	\$25,844.02	\$29.1315	\$0.0000	\$29.1315	\$0.0000	\$0.0000	\$0.0000	\$29.1315
21.	Big Bend	Central	Big Bend	12/10/99	F02	534.05	\$29.1316	\$15,557.74	\$0.0000	\$15,557.74	\$29.1316	\$0.0000	\$29.1316	\$0.0000	\$0.0000	\$0.0000	\$29.1316
22.	Big Bend	Central	Big Bend	12/13/99	F02	178.36	\$29.0481	\$5,181.02	\$0.0000	\$5,181.02	\$29.0481	\$0.0000	\$29.0481	\$0.0000	\$0.0000	\$0.0000	\$29.0481
23.	Big Bend	Central	Big Bend	12/15/99	F02	534.55	\$29.0485	\$15,527.85	\$0.0000	\$15,527.85	\$29.0485	\$0.0000	\$29.0485	\$0.0000	\$0.0000	\$0.0000	\$29.0485
24.	Big Bend	Central	Big Bend	12/16/99	F02	535.29	\$29.0483	\$15,549.29	\$0.0000	\$15,549.29	\$29.0483	\$0.0000	\$29.0483	\$0.0000	\$0.0000	\$0.0000	\$29.0483
25.	Big Bend	Central	Big Bend	12/20/99	F02	892.57	\$29.7547	\$26,558.15	\$0.0000	\$26,558.15	\$29.7547	\$0.0000	\$29.7547	\$0.0000	\$0.0000	\$0.0000	\$29.7547

MONTHLY REPORT OF COST AND QUALITY OF FUEL OIL FOR ELECTRIC PLANTS
DETAIL OF INVOICE AND TRANSPORTATION CHARGES

1. Reporting Month: December Year: 1999
2. Reporting Company: Tampa Electric Company

3. Name, Title & Telephone Number of Contact Person Concerning Data
Submitted on this Form: Jeffrey Chronister, Director Financial Reporting
(813) - 228 - 1609

4. Signature of Official Submitting Report: 
Jeffrey Chronister, Director Financial Reporting


6. Date Completed: February 15, 2000

Line No. (a)	Plant Name (b)	Supplier Name (c)	Delivery Location (d)	Delivery Date (e)	Type Oil (f)	Volume (Bbls) (g)	Invoice Price (\$/Bbl) (h)	Invoice Amount \$ (i)	Discount \$ (j)	Net Amount \$ (k)	Net Price (\$/Bbl) (l)	Quality Adjust. (\$/Bbl) (m)	Effective Purchase Price (\$/Bbl) (n)	Transport to Terminal (\$/Bbl) (o)	Add'l Transport Charges (\$/Bbl) (p)	Other Charges (\$/Bbl) (q)	Delivered Price (\$/Bbl) (r)
26.	Big Bend	Central	Big Bend	12/27/99	F02	178.60	\$30.3992	\$5,429.29	\$0.0000	\$5,429.29	\$30.3992	\$0.0000	\$30.3992	\$0.0000	\$0.0000	\$0.0000	\$30.3992
27.	Big Bend	Central	Big Bend	12/28/99	F02	893.07	\$30.4000	\$27,149.31	\$0.0000	\$27,149.31	\$30.4000	\$0.0000	\$30.4000	\$0.0000	\$0.0000	\$0.0000	\$30.4000
28.	Big Bend	Central	Big Bend	12/30/99	F02	355.91	\$30.3995	\$10,819.48	\$0.0000	\$10,819.48	\$30.3995	\$0.0000	\$30.3995	\$0.0000	\$0.0000	\$0.0000	\$30.3995
29.	Polk	Coastal	Polk	12/15/99	F02	2,144.44	\$31.3074	\$67,136.94	\$0.0000	\$67,136.94	\$31.3074	\$0.0000	\$31.3074	\$0.0000	\$0.0000	\$0.0000	\$31.3074
30.	Polk	Coastal	Polk	12/16/99	F02	1,417.73	\$31.9373	\$45,278.50	\$0.0000	\$45,278.50	\$31.9373	\$0.0000	\$31.9373	\$0.0000	\$0.0000	\$0.0000	\$31.9373
31.	Polk	Coastal	Polk	12/17/99	F02	177.47	\$32.1477	\$5,705.26	\$0.0000	\$5,705.26	\$32.1477	\$0.0000	\$32.1477	\$0.0000	\$0.0000	\$0.0000	\$32.1477
32.	Polk	Coastal	Polk	12/18/99	F02	177.65	\$32.1474	\$5,710.98	\$0.0000	\$5,710.98	\$32.1474	\$0.0000	\$32.1474	\$0.0000	\$0.0000	\$0.0000	\$32.1474
33.	Polk	Coastal	Polk	12/21/99	F02	354.78	\$32.5669	\$11,554.07	\$0.0000	\$11,554.07	\$32.5669	\$0.0000	\$32.5669	\$0.0000	\$0.0000	\$0.0000	\$32.5669
34.	Polk	Coastal	Polk	12/23/99	F02	177.80	\$32.1466	\$5,715.66	\$0.0000	\$5,715.66	\$32.1466	\$0.0000	\$32.1466	\$0.0000	\$0.0000	\$0.0000	\$32.1466
35.	Hookers Point	Central	Hookers Point	12/01/99	F02	119.83	\$30.3593	\$3,637.95	\$0.0000	\$3,637.95	\$30.3593	\$0.0000	\$30.3593	\$0.0000	\$0.0000	\$0.0000	\$30.3593

MONTHLY REPORT OF COST AND QUALITY OF FUEL OIL FOR ELECTRIC PLANTS
 REPORT OF ADJUSTMENTS TO PREVIOUS OIL DELIVERIES

1. Reporting Month: December Year: 1999
 2. Reporting Company: Tampa Electric Company

3. Name, Title & Telephone Number of Contact Person Concerning Data
 Submitted on this Form: Jeffrey Chronister, Director Financial Reporting
 (813) - 228 - 1609

4. Signature of Official Submitting Report: 
 Jeffrey Chronister, Director Financial Reporting

6. Date Completed: February 15, 2000

Line No. (a)	Month Reported (b)	Form Plant Name (c)	Supplier (d)	Original Line Number (e)	Old Volume (Bbls) (f)	Form No. (g)	Column Designator & Title (h)	Old Value (i)	New Value (j)	New Delivered Price (k)	Reason for Revision (l)
1.	May 1999	Big Bend	Central	9.	600.36	423-1(a)	Column (g) Volume (Bbls)	600.36	399.86	\$20.3790	Volume Adjustment
2.	June 1999	Gannon	Central	4.	188.69	423-1(a)	Column (g) Volume (Bbls)	188.69	188.36	\$18.6117	Volume Adjustment
3.	November 1999	Gannon	Central	11.	528.05	423-1(a)	Column (g) Volume (Bbls)	528.05	534.93	\$30.1941	Volume Adjustment
4.	November 1999	Gannon	Central	12.	178.12	423-1(a)	Column (g) Volume (Bbls)	178.12	178.38	\$30.1944	Volume Adjustment
5.	November 1999	Gannon	Central	14.	537.29	423-1(a)	Column (g) Volume (Bbls)	537.29	537.26	\$30.3585	Volume Adjustment
6.	June 1999	Phillips	Coastal	68.	905.05	423-1(a)	Column (g) Volume (Bbls)	905.05	904.41	\$18.8900	Volume Adjustment

** SPECIFIED CONFIDENTIAL **

FPSC Form 423-2

MONTHLY REPORT OF COST AND QUALITY OF COAL FOR ELECTRIC PLANTS
ORIGIN, TONNAGE, DELIVERED PRICE AND AS RECEIVED QUALITY

1. Reporting Month: December Year: 1999
2. Reporting Company: Tampa Electric Company
3. Plant Name: Electro-Coal Transfer Facility - Big Bend Station (1)

4. Name, Title & Telephone Number of Contact Person Concerning Data
Submitted on this Form: Jeffrey Chronister, Director Financial Reporting
(813) 228 - 1609

5. Signature of Official Submitting Form: 
Jeffrey Chronister, Director Financial Reporting

6. Date Completed: February 15, 2000

Line No. (a)	Supplier Name (b)	Mine Location (c)	Purchase Type (d)	Transport Mode (e)	Tons (f)	Effective Purchase Price (\$/Ton) (g)	Total Transport Charges (\$/Ton) (h)	Delivered Price Transfer Facility (\$/Ton) (i)	As Received Coal Quality			
									Sulfur Content % (j)	BTU Content (BTU/lb) (k)	Ash Content % (l)	Moisture Content % (m)
1.	Zeigler Coal	10,IL,145,157	LTC	RB	166,067.20	\$42.532	\$0.000	\$42.532	3.02	10,930	9.44	13.46
2.	Peabody Development	10,IL,165	LTC	RB	39,658.60	\$31.200	\$6.840	\$38.040	1.69	12,354	6.76	9.69
3.	Peabody Development	9,KY,225	LTC	RB	60,232.00	\$21.780	\$6.840	\$28.620	2.90	11,506	9.00	11.66
4.	Peabody Development	9,KY,225	S	RB	3,260.00	\$21.500	\$6.840	\$28.340	2.85	11,486	9.12	11.63
5.	Peabody Development	N/A	S	RB	23,961.00	\$28.000	\$4.990	\$32.990	1.35	11,977	6.37	12.23
6.	Oxbow Carbon & Minerals	N/A	S	RB	29,780.48	\$8.350	\$0.000	\$8.350	5.68	14,068	0.35	8.10

(1) As Electro-Coal Transfer Facility is a central storage site for coal prior to its delivery to the power plant, the coal from suppliers noted on this schedule is usually delivered to Big Bend Station but could ultimately be delivered to Gannon Station or Polk Station.

** SPECIFIED CONFIDENTIAL **

FPSC Form 423-2(a)


MONTHLY REPORT OF COST AND QUALITY OF COAL FOR ELECTRIC PLANTS
DETAILED PURCHASED COAL INVOICE INFORMATION

1. Reporting Month: December Year: 1999

2. Reporting Company: Tampa Electric Company

3. Plant Name: Electro-Coal Transfer Facility - Big Bend Station (1)

4. Name, Title & Telephone Number of Contact Person Concerning Data
Submitted on this Form: Jeffrey Chronister, Director Financial Reporting
(813) - 228 - 1609

5. Signature of Official Submitting Form: 
Jeffrey Chronister, Director Financial Reporting

6. Date Completed: February 15, 2000

Line No. (a)	Supplier Name (b)	Mine Location (c)	Purchase Type (d)	Tons (e)	F.O.B.(2) Mine Price (\$/Ton) (f)	Shorthaul & Loading Charges (\$/Ton) (g)	Original Invoice Price (\$/Ton) (h)	Retro- active Price Adjustments (\$/Ton) (i)	Base Price (\$/Ton) (j)	Quality Adjust- ments (\$/Ton) (k)	Effective Purchase Price (\$/Ton) (l)
1.	Zeigler Coal	10,IL,145,157	LTC	166,067.20	N/A	\$0.000	\$42.532	\$0.000	\$42.532	\$0.000	\$42.532
2.	Peabody Development	10,IL,165	LTC	39,658.60	N/A	\$0.000	\$31.200	\$0.000	\$31.200	\$0.000	\$31.200
3.	Peabody Development	9,KY,225	LTC	60,232.00	N/A	\$0.000	\$21.780	\$0.000	\$21.780	\$0.000	\$21.780
4.	Peabody Development	9,KY,225	S	3,260.00	N/A	\$0.000	\$21.500	\$0.000	\$21.500	\$0.000	\$21.500
5.	Peabody Development	N/A	S	23,961.00	N/A	\$0.000	\$28.000	\$0.000	\$28.000	\$0.000	\$28.000
6.	Oxbow Carbon & Minerals	N/A	S	29,780.48	N/A	\$0.000	\$8.350	\$0.000	\$8.350	\$0.000	\$8.350

(1) As Electro-Coal Transfer Facility is a central storage site for coal prior to its delivery to the power plant, the coal from suppliers noted on this schedule is usually delivered to Big Bend Station but could ultimately be delivered to Gannon Station or Polk Station.

(2) Tampa Electric purchases coal F.O.B. shipping point or F.O.B. destination.

FPSC FORM 423-2(a) (2/87)

** SPECIFIED CONFIDENTIAL **

PSC Form 423-2(b)

MONTHLY REPORT OF COST AND QUALITY OF COAL FOR ELECTRIC PLANTS
DETAIL OF TRANSPORTATION CHARGES

4. Name, Title & Telephone Number of Contact Person Concerning Data
Submitted on this Form: Jeffrey Chronister, Director Financial Reporting
(813) 228 - 1609

5. Signature of Official Submitting Form: 

Jeffrey Chronister, Director Financial Reporting

6. Date Completed: February 15, 2000

1. Reporting Month: December Year: 1999

2. Reporting Company: Tampa Electric Company

3. Plant Name: Electro-Coal Transfer Facility - Big Bend Station (1)

Line No (a)	Supplier Name (b)	Mine Location (c)	Shipping Point (d)	Transport Mode (e)	Tons (f)	(2) Effective Purchase Price (\$/Ton) (g)	Add'l Shorthaul & Loading Charges (\$/Ton) (h)	Rail Charges		Waterborne Charges					Total Transportation Charges (\$/Ton) (p)	Delivered Price Transfer Facility (\$/Ton) (q)
								Rail Rate (\$/Ton) (i)	Other Rail Charges (\$/Ton) (j)	River Barge Rate (\$/Ton) (k)	Trans-loading Rate (\$/Ton) (l)	Ocean Barge Rate (\$/Ton) (m)	Other Water Charges (\$/Ton) (n)	Other Related Charges (\$/Ton) (o)		
1.	Zeigler Coal	10,IL,145,157	Randolph & Perry Cnty, IL	RB	166,067.20	\$42.532	\$0.000	\$0.000	\$0.000	\$0.000	\$0.000	\$0.000	\$0.000	\$0.000	\$0.000	\$42.532
2.	Peabody Development	10,IL,165	Saline Cnty, IL	RB	39,658.60	\$31.200	\$0.000	\$0.000	\$0.000	\$6.840	\$0.000	\$0.000	\$0.000	\$0.000	\$6.840	\$38.040
3.	Peabody Development	9,KY,225	Union Cnty, Ky	RB	60,232.00	\$21.780	\$0.000	\$0.000	\$0.000	\$6.840	\$0.000	\$0.000	\$0.000	\$0.000	\$6.840	\$28.620
4.	Peabody Development	9,KY,225	Union Cnty, Ky	RB	3,260.00	\$21.500	\$0.000	\$0.000	\$0.000	\$6.840	\$0.000	\$0.000	\$0.000	\$0.000	\$6.840	\$28.340
5.	Peabody Development	N/A	N/A	RB	23,961.00	\$28.000	\$0.000	\$0.000	\$0.000	\$4.990	\$0.000	\$0.000	\$0.000	\$0.000	\$4.990	\$32.990
6.	Oxbow Carbon & Minerals	N/A	N/A	RB	29,780.48	\$8.350	\$0.000	\$0.000	\$0.000	\$0.000	\$0.000	\$0.000	\$0.000	\$0.000	\$0.000	\$8.350

(1) As Electro-Coal Transfer Facility is a central storage site for coal prior to its delivery to the power plant, the coal from suppliers noted on this schedule is usually delivered to Big Bend Station but could ultimately be delivered to Gannon Station or Polk Station.

(2) Tampa Electric purchases coal F.O.B. shipping point or F.O.B. destination.


** SPECIFIED CONFIDENTIAL **

FPSC Form 423-2

MONTHLY REPORT OF COST AND QUALITY OF COAL FOR ELECTRIC PLANTS
ORIGIN, TONNAGE, DELIVERED PRICE AND AS RECEIVED QUALITY

- 1. Reporting Month: December Year: 1999
- 2. Reporting Company: Tampa Electric Company
- 3. Plant Name: Electro-Coal Transfer Facility - Gannon Station (1)

4. Name, Title & Telephone Number of Contact Person Concerning Data
Submitted on this Form: Jeffrey Chronister, Director Financial Reporting
(813) 228 - 1609

5. Signature of Official Submitting Form: 
Jeffrey Chronister, Director Financial Reporting

6. Date Completed: February 15, 2000

Line No. (a)	Supplier Name (b)	Mine Location (c)	Purchase Type (d)	Transport Mode (e)	Tons (f)	Effective Purchase Price (\$/Ton) (g)	Total Transport Charges (\$/Ton) (h)	Delivered Price Transfer Facility (\$/Ton) (i)	As Received Coal Quality			
									Sulfur Content % (j)	BTU Content (BTU/lb) (k)	Ash Content % (l)	Moisture Content % (m)
1.	Sugar Camp	10,IL,059	LTC	RB	75,268.10	\$26.341	\$6.550	\$32.891	2.57	12,676	9.10	6.90
2.	Peabody Development	19,WY,05	S	RB	60,353.78	\$4.550	\$17.990	\$22.540	0.18	8,921	4.30	26.88
3.	Jader Fuel Co	10,IL,165	LTC	RB	65,323.20	\$25.150	\$6.550	\$31.700	2.90	12,717	10.18	5.89
4.	American Coal	10,IL,165	LTC	RB	132,374.00	\$27.300	\$4.990	\$32.290	1.35	12,088	6.54	11.38
5.	Sugar Camp	10,IL,059	S	RB	6,449.80	\$24.500	\$6.550	\$31.050	2.85	12,591	9.78	6.51
6.	Sugar Camp	10,IL,059	S	RB	16,858.50	\$23.630	\$6.550	\$30.180	2.84	12,657	9.56	6.38
7.	Arch Coal	N/A	S	UR	4,049.00	\$16.000	\$0.000	\$16.000	1.10	12,866	8.68	6.18

(1) As Electro-Coal Transfer Facility is a central storage site for coal prior to its delivery to the power plant, the coal from suppliers noted on this schedule is usually delivered to Gannon Station but could ultimately be delivered to Big Bend Station or Polk Station.

** SPECIFIED CONFIDENTIAL **

FPSC Form 423-2(a)

MONTHLY REPORT OF COST AND QUALITY OF COAL FOR ELECTRIC PLANTS
DETAILED PURCHASED COAL INVOICE INFORMATION

- 1. Reporting Month: December Year: 1999
- 2. Reporting Company: Tampa Electric Company
- 3. Plant Name: Electro-Coal Transfer Facility - Gannon Station (1)

4. Name, Title & Telephone Number of Contact Person Concerning Data
Submitted on this Form: Jeffrey Chronister, Director Financial Reporting
(813) 228 - 1609

5. Signature of Official Submitting Form: 
Jeffrey Chronister, Director Financial Reporting

6. Date Completed: February 15, 2000

Line No. (a)	Supplier Name (b)	Mine Location (c)	Purchase Type (d)	Tons (e)	F.O.B.(2) Mine Price (\$/Ton) (f)	Shorthaul & Loading Charges (\$/Ton) (g)	Original Invoice Price (\$/Ton) (h)	Retro- active Price Adjustments (\$/Ton) (i)	Base Price (\$/Ton) (j)	Quality Adjust- ments (\$/Ton) (k)	Effective Purchase Price (\$/Ton) (l)
1.	Sugar Camp	10,IL,059	LTC	75,268.10	N/A	\$0.000	\$26.500	(\$0.159)	\$26.341	\$0.000	\$26.341
2.	Peabody Development	19,WY,05	S	60,353.78	N/A	\$0.000	\$4.550	\$0.000	\$4.550	\$0.000	\$4.550
3.	Jader Fuel Co	10,IL,165	LTC	65,323.20	N/A	\$0.000	\$25.300	(\$0.150)	\$25.150	\$0.000	\$25.150
4.	American Coal	10,IL,165	LTC	132,374.00	N/A	\$0.000	\$27.300	\$0.000	\$27.300	\$0.000	\$27.300
5.	Sugar Camp	10,IL,059	S	6,449.80	N/A	\$0.000	\$24.500	\$0.000	\$24.500	\$0.000	\$24.500
6.	Sugar Camp	10,IL,059	S	16,858.50	N/A	\$0.000	\$23.630	\$0.000	\$23.630	\$0.000	\$23.630
7.	Arch Coal	N/A	S	4,049.00	N/A	\$0.000	\$16.000	\$0.000	\$16.000	\$0.000	\$16.000

(1) As Electro-Coal Transfer Facility is a central storage site for coal prior to its delivery to the power plant, the coal from suppliers noted on this schedule is usually delivered to Gannon Station but could ultimately be delivered to Big Bend Station or Polk Station.

(2) Tampa Electric purchases coal F.O.B. shipping point or F.O.B. destination.


**** SPECIFIED CONFIDENTIAL ****

FPSC Form 423-2(b)

MONTHLY REPORT OF COST AND QUALITY OF COAL FOR ELECTRIC PLANTS
DETAIL OF TRANSPORTATION CHARGES

1. Reporting Month: December Year: 1999
2. Reporting Company: Tampa Electric Company
3. Plant Name: Electro-Coal Transfer Facility - Gannon Station (1)

4. Name, Title & Telephone Number of Contact Person Concerning Data
Submitted on this Form: Jeffrey Chronister, Director Financial Reporting
(813) 228 - 1609

5. Signature of Official Submitting Form: 
Jeffrey Chronister, Director Financial Reporting

6. Date Completed: February 15, 2000

Line No. (a)	Supplier Name (b)	Mine Location (c)	Shipping Point (d)	Transport Mode (e)	Tons (f)	Rail Charges				Waterborne Charges				Total Transportation Charges (p)	Delivered Price Transfer Facility (q)	
						(2) Effective Purchase Price (\$/Ton) (g)	Add'l Shorthaul & Loading Charges (\$/Ton) (h)	Rail Rate (\$/Ton) (i)	Other Rail Charges (\$/Ton) (j)	River Barge Rate (\$/Ton) (k)	Trans-loading Rate (\$/Ton) (l)	Ocean Barge Rate (\$/Ton) (m)	Other Water Charges (\$/Ton) (n)			Other Related Charges (\$/Ton) (o)
1.	Sugar Camp	10,IL,059	Gallatin Cnty, IL	RB	75,268.10	\$26.341	\$0.000	\$0.000	\$0.000	\$6.550	\$0.000	\$0.000	\$0.000	\$0.000	\$6.550	\$32.891
2.	Peabody Development	19,WY,05	Campbell Cnty, Wv	RB	60,353.78	\$4.550	\$0.000	\$13.000	\$0.000	\$4.990	\$0.000	\$0.000	\$0.000	\$0.000	\$17.990	\$22.540
3.	Jader Fuel Co	10,IL,165	Saline Cnty, IL	RB	65,323.20	\$25.150	\$0.000	\$0.000	\$0.000	\$6.550	\$0.000	\$0.000	\$0.000	\$0.000	\$6.550	\$31.700
4.	American Coal	10,IL,165	Saline Cnty, IL	RB	132,374.00	\$27.300	\$0.000	\$0.000	\$0.000	\$4.990	\$0.000	\$0.000	\$0.000	\$0.000	\$4.990	\$32.290
5.	Sugar Camp	10,IL,059	Gallatin Cnty, IL	RB	6,449.80	\$24.500	\$0.000	\$0.000	\$0.000	\$6.550	\$0.000	\$0.000	\$0.000	\$0.000	\$6.550	\$31.050
6.	Sugar Camp	10,IL,059	Gallatin Cnty, IL	RB	16,858.50	\$23.630	\$0.000	\$0.000	\$0.000	\$6.550	\$0.000	\$0.000	\$0.000	\$0.000	\$6.550	\$30.180
7.	Arch Coal	N/A	Pike Cnty, KY	UR	4,049.00	\$16.000	\$0.000	\$0.000	\$0.000	\$0.000	\$0.000	\$0.000	\$0.000	\$0.000	\$0.000	\$16.000

(1) As Electro-Coal Transfer Facility is a central storage site for coal prior to its delivery to the power plant, the coal from suppliers noted on this schedule is usually delivered to Gannon Station but could ultimately be delivered to Big Bend Station or Polk Station.

(2) Tampa Electric purchases coal F.O.B. shipping point or F.O.B. destination.

** SPECIFIED CONFIDENTIAL **

MONTHLY REPORT OF COST AND QUALITY OF COAL FOR ELECTRIC PLANTS
ORIGIN, TONNAGE, DELIVERED PRICE AND AS RECEIVED QUALITY

FPSC Form 423-2

- 1. Reporting Month: December Year: 1999
- 2. Reporting Company: Tampa Electric Company
- 3. Plant Name: Electro-Coal Transfer Facility - Polk Station (1)

4. Name, Title & Telephone Number of Contact Person Concerning Data
Submitted on this Form: Jeffrey Chronister, Director Financial Reporting
(813) - 228 - 1609

5. Signature of Official Submitting Form: 
Jeffrey Chronister, Director Financial Reporting

6. Date Completed: February 15, 2000

Line No. (a)	Supplier Name (b)	Mine Location (c)	Purchase Type (d)	Transport Mode (e)	Tons (f)	Effective Purchase Price (\$/Ton) (g)	Total Transport Charges (\$/Ton) (h)	Delivered Price Transfer Facility (\$/Ton) (i)	As Received Coal Quality			
									Sulfur Content % (j)	BTU Content (BTU/lb) (k)	Ash Content % (l)	Moisture Content % (m)
1.	Consolidation Coal	3,W.VA.,061	S	RB	39,821.48	\$26.028	\$8.000	\$34.028	1.48	13,325	7.06	5.33

(1) As Electro-Coal Transfer Facility is a central storage site for coal prior to its delivery to the power plant, the coal from suppliers noted on this schedule is usually delivered to Polk Station but could ultimately be delivered to Big Bend Station or Gannon Station.

** SPECIFIED CONFIDENTIAL **

MONTHLY REPORT OF COST AND QUALITY OF COAL FOR ELECTRIC PLANTS
DETAILED PURCHASED COAL INVOICE INFORMATION

FPSC Form 423-2(a)

- 1. Reporting Month: December Year: 1999
- 2. Reporting Company: Tampa Electric Company
- 3. Plant Name: Electro-Coal Transfer Facility - Polk Station (1)

4. Name, Title & Telephone Number of Contact Person Concerning Data
Submitted on this Form: Jeffrey Chronister, Director Financial Reporting
(813) - 228 - 1609

5. Signature of Official Submitting Form: 
Jeffrey Chronister, Director Financial Reporting

6. Date Completed: February 15, 2000

Line No. (a)	Supplier Name (b)	Mine Location (c)	Purchase Type (d)	Tons (e)	F.O.B.(2) Mine Price (\$/Ton) (f)	Shorthaul & Loading Charges (\$/Ton) (g)	Original Invoice Price (\$/Ton) (h)	Retro- active Price Adjustments (\$/Ton) (i)	Base Price (\$/Ton) (j)	Quality Adjust- ments (\$/Ton) (k)	Effective Purchase Price (\$/Ton) (l)
1.	Consolidation Coal	3,W.VA.,061	S	39,821.48	N/A	\$0.000	\$26.028	\$0.000	\$26.028	\$0.000	\$26.028

(1) As Electro-Coal Transfer Facility is a central storage site for coal prior to its delivery to the power plant, the coal from suppliers noted on this schedule is usually delivered to Polk Station but could ultimately be delivered to Big Bend Station or Gannon Station.


(2) Tampa Electric purchases coal F.O.B. shipping point or F.O.B. destination.

**** SPECIFIED CONFIDENTIAL ****

**MONTHLY REPORT OF COST AND QUALITY OF COAL FOR ELECTRIC PLANTS
DETAIL OF TRANSPORTATION CHARGES**

FPSC Form 423-2(b)

- 1. Reporting Month: December Year: 1999
- 2. Reporting Company: Tampa Electric Company
- 3. Plant Name: Electro-Coal Transfer Facility - Polk Station (1)

- 4. Name, Title & Telephone Number of Contact Person Concerning Data
Submitted on this Form: Jeffrey Chronister, Director Financial Reporting
(813) - 228 - 1609
- 5. Signature of Official Submitting Form: 
Jeffrey Chronister, Director Financial Reporting
- 6. Date Completed: February 15, 2000

Line No. (a)	Supplier Name (b)	Mine Location (c)	Shipping Point (d)	Transport Mode (e)	Tons (f)	(2)		Rail Charges		Waterborne Charges					Total Transportation Charges (p)	Delivered Price Transfer Facility (q)
						Effective Purchase Price (\$/Ton) (g)	Add'l Shorthaul & Loading Charges (\$/Ton) (h)	Rail Rate (\$/Ton) (i)	Other Rail Charges (\$/Ton) (j)	River Barge Rate (\$/Ton) (k)	Trans-loading Rate (\$/Ton) (l)	Ocean Barge Rate (\$/Ton) (m)	Other Water Charges (\$/Ton) (n)	Other Related Charges (\$/Ton) (o)		
1.	Consolidation Coal	3,W.VA.,061	Monongalia County, W.VA.	RB	39,821.48	\$26.028	\$0.000	\$0.000	\$0.000	\$8.000	\$0.000	\$0.000	\$0.000	\$0.000	\$8.000	\$34.028

(1) As Electro-Coal Transfer Facility is a central storage site for coal prior to its delivery to the power plant, the coal from suppliers noted on this schedule is usually delivered to Polk Station but could ultimately be delivered to Big Bend Station or Gannon Station.

(2) Tampa Electric purchases coal F.O.B. shipping point or F.O.B. destination.

** SPECIFIED CONFIDENTIAL **

FPSC Form 423-2

MONTHLY REPORT OF COST AND QUALITY OF COAL FOR ELECTRIC PLANTS
ORIGIN, TONNAGE, DELIVERED PRICE AND AS RECEIVED QUALITY

- 1. Reporting Month: December Year: 1999
- 2. Reporting Company: Tampa Electric Company
- 3. Plant Name: Big Bend Station

4. Name, Title & Telephone Number of Contact Person Concerning Data
Submitted on this Form: Jeffrey Chronister, Director Financial Reporting
(813) 228 - 1609

5. Signature of Official Submitting Form: 
Jeffrey Chronister, Director Financial Reporting

6. Date Completed: February 15, 2000

Line No. (a)	Supplier Name (b)	Mine Location (c)	Purchase Type (d)	Transport Mode (e)	Tons (f)	Effective Purchase Price (\$/Ton) (g)	Total Transport Charges (\$/Ton) (h)	FOB Plant Price (\$/Ton) (i)	As Received Coal Quality			
									Sulfur Content % (j)	BTU Content (BTU/lb) (k)	Ash Content % (l)	Moisture Content % (m)
1.	Transfer Facility	N/A	N/A	OB	467,001.00	\$35.646	\$9.907	\$45.553	2.57	11,846	8.27	10.73

** SPECIFIED CONFIDENTIAL **

FPSC Form 423-2(a)

MONTHLY REPORT OF COST AND QUALITY OF COAL FOR ELECTRIC PLANTS
DETAILED PURCHASED COAL INVOICE INFORMATION

- 1. Reporting Month: December Year: 1999
- 2. Reporting Company: Tampa Electric Company
- 3. Plant Name: Big Bend Station

4. Name, Title & Telephone Number of Contact Person Concerning Data
Submitted on this Form: Jeffrey Chronister, Director Financial Reporting
(813) 228 - 1609

5. Signature of Official Submitting Form:


Jeffrey Chronister, Director Financial Reporting

6. Date Completed: February 15, 2000

Line No. (a)	Supplier Name (b)	Mine Location (c)	Purchase Type (d)	Tons (e)	F.O.B. Mine Price (\$/Ton) (f)	Shorthaul & Loading Charges (\$/Ton) (g)	Original Invoice Price (\$/Ton) (h)	Retro-active Price Adjustments (\$/Ton) (i)	Base Price (\$/Ton) (j)	Quality Adjust-ments (\$/Ton) (k)	Effective Purchase Price (\$/Ton) (l)
1.	Transfer Facility	N/A	N/A	467,001.00	N/A	\$0.000	\$35.646	\$0.000	\$35.646	\$0.000	\$35.646

** SPECIFIED CONFIDENTIAL **


FPSC Form 423-2(b)

MONTHLY REPORT OF COST AND QUALITY OF COAL FOR ELECTRIC PLANTS
DETAIL OF TRANSPORTATION CHARGES

- 1. Reporting Month: December Year: 1999
- 2. Reporting Company: Tampa Electric Company
- 3. Plant Name: Big Bend Station

4. Name, Title & Telephone Number of Contact Person Concerning Data
Submitted on this Form: Jeffrey Chronister, Director Financial Reporting
(813) 228 - 1609

5. Signature of Official Submitting Form:


Jeffrey Chronister, Director Financial Reporting

6. Date Completed: February 15, 2000

Line No. (a)	Supplier Name (b)	Mine Location (c)	Shipping Point (d)	Transport Mode (e)	Tons (f)	Effective Purchase Price (\$/Ton) (g)	Add'l Shorthaul & Loading Charges (\$/Ton) (h)	Rail Charges		Waterborne Charges					Total Transportation Charges (\$/Ton) (p)	FOB Plant Price (\$/Ton) (q)
								Rail Rate (\$/Ton) (i)	Other Rail Charges (\$/Ton) (j)	River Barge Rate (\$/Ton) (k)	Trans-loading Rate (\$/Ton) (l)	Ocean Barge Rate (\$/Ton) (m)	Other Water Charges (\$/Ton) (n)	Other Related Charges (\$/Ton) (o)		
1.	Transfer Facility	N/A	Davant, La.	OB	467,001.00	\$35.646	\$0.000	\$0.000	\$0.000	\$0.000	\$0.000	\$0.000	\$0.000	\$0.000	\$9.907	\$45.553

** SPECIFIED CONFIDENTIAL **


FPSC Form 423-2

MONTHLY REPORT OF COST AND QUALITY OF COAL FOR ELECTRIC PLANTS
ORIGIN, TONNAGE, DELIVERED PRICE AND AS RECEIVED QUALITY

1. Reporting Month: December Year: 1999
2. Reporting Company: Tampa Electric Company
3. Plant Name: Gannon Station

4. Name, Title & Telephone Number of Contact Person Concerning Data
Submitted on this Form: Jeffrey Chronister, Director Financial Reporting
(813) 228 - 1609

5. Signature of Official Submitting Form:


Jeffrey Chronister, Director Financial Reporting

6. Date Completed: February 15, 2000

Line No. (a)	Supplier Name (b)	Mine Location (c)	Purchase Type (d)	Transport Mode (e)	Tons (f)	Effective Purchase Price (\$/Ton) (g)	Total Transport Charges (\$/Ton) (h)	FOB Plant Price (\$/Ton) (i)	As Received Coal Quality			
									Sulfur Content % (j)	BTU Content (BTU/lb) (k)	Ash Content % (l)	Moisture Content % (m)
1.	Transfer Facility	N/A	N/A	OB	211,990.00	\$30.414	\$9.900	\$40.314	1.11	11,399	6.21	15.03
2.	Gatliff Coal	8,KY,195	LTC	UR	20,196.00	\$44.560	\$19.160	\$63.720	1.37	12,858	7.40	7.21
3.	Gatliff Coal	8,KY,235	LTC	UR	7,968.43	\$44.560	\$19.160	\$63.720	0.80	12,445	7.69	9.18

** SPECIFIED CONFIDENTIAL **

FPSC Form 423-2(a)

MONTHLY REPORT OF COST AND QUALITY OF COAL FOR ELECTRIC PLANTS
DETAILED PURCHASED COAL INVOICE INFORMATION


1. Reporting Month: December Year: 1999

2. Reporting Company: Tampa Electric Company

3. Plant Name: Gannon Station

4. Name, Title & Telephone Number of Contact Person Concerning Data
Submitted on this Form: Jeffrey Chronister, Director Financial Reporting
(813) 228 - 1609

5. Signature of Official Submitting Form:


Jeffrey Chronister, Director Financial Reporting

6. Date Completed: February 15, 2000

Line No. (a)	Supplier Name (b)	Mine Location (c)	Purchase Type (d)	Tons (e)	F.O.B. Mine Price (\$/Ton) (f)	Shorthaul & Loading Charges (\$/Ton) (g)	Original Invoice Price (\$/Ton) (h)	Retro-active Price Adjustments (\$/Ton) (i)	Base Price (\$/Ton) (j)	Quality Adjustments (\$/Ton) (k)	Effective Purchase Price (\$/Ton) (l)
1.	Transfer Facility	N/A	N/A	211,990.00	N/A	\$0.000	\$30.414	\$0.000	\$30.414	\$0.000	\$30.414
2.	Gatliff Coal	8,KY,195	LTC	20,196.00	N/A	\$0.000	\$44.560	\$0.000	\$44.560	\$0.000	\$44.560
3.	Gatliff Coal	8,KY,235	LTC	7,968.43	N/A	\$0.000	\$44.560	\$0.000	\$44.560	\$0.000	\$44.560

** SPECIFIED CONFIDENTIAL **

FPSC Form 423-2(b)

MONTHLY REPORT OF COST AND QUALITY OF COAL FOR ELECTRIC PLANTS
DETAIL OF TRANSPORTATION CHARGES


1. Reporting Month: December Year: 1999

2. Reporting Company: Tampa Electric Company

3. Plant Name: Gannon Station

4. Name, Title & Telephone Number of Contact Person Concerning Data
Submitted on this Form: Jeffrey Chronister, Director Financial Reporting
(813) 228 - 1609

5. Signature of Official Submitting Form:


Jeffrey Chronister, Director Financial Reporting

6. Date Completed: February 15, 2000

Line No. (a)	Supplier Name (b)	Mine Location (c)	Shipping Point (d)	Transport Mode (e)	Tons (f)	Effective Purchase Price (\$/Ton) (g)	Add'l Shorthaul & Loading Charges (\$/Ton) (h)	Rail Charges		Waterborne Charges					Total Transportation Charges (\$/Ton) (p)	FOB Plant Price (\$/Ton) (q)
								Rail Rate (\$/Ton) (i)	Other Rail Charges (\$/Ton) (j)	River Barge Rate (\$/Ton) (k)	Trans-loading Rate (\$/Ton) (l)	Ocean Barge Rate (\$/Ton) (m)	Other Water Charges (\$/Ton) (n)	Other Related Charges (\$/Ton) (o)		
1.	Transfer Facility	N/A	Davant, La.	OB	211,990.00	\$30.414	\$0.000	\$0.000	\$0.000	\$0.000	\$0.000	\$0.000	\$0.000	\$0.000	\$9.900	\$40.314
2.	Galliff Coal	8,KY,195	Pike Cnty, KY	UR	20,196.00	\$44.560	\$0.000	\$19.160	\$0.000	\$0.000	\$0.000	\$0.000	\$0.000	\$0.000	\$19.160	\$63.720
3.	Galliff Coal	8,KY,235	Whitley Cnty, KY	UR	7,968.43	\$44.560	\$0.000	\$19.160	\$0.000	\$0.000	\$0.000	\$0.000	\$0.000	\$0.000	\$19.160	\$63.720

** SPECIFIED CONFIDENTIAL **

FPSC Form 423-2

MONTHLY REPORT OF COST AND QUALITY OF COAL FOR ELECTRIC PLANTS
ORIGIN, TONNAGE, DELIVERED PRICE AND AS RECEIVED QUALITY

1. Reporting Month: December Year: 1999

2. Reporting Company: Tampa Electric Company

3. Plant Name: Polk Station

4. Name, Title & Telephone Number of Contact Person Concerning Data
Submitted on this Form: Jeffrey Chronister, Director Financial Reporting
(813) 228 - 1609

5. Signature of Official Submitting Form: 
Jeffrey Chronister, Director Financial Reporting

6. Date Completed: February 15, 2000

Line No. (a)	Supplier Name (b)	Mine Location (c)	Purchase Type (d)	Transport Mode (e)	Tons (f)	Effective Purchase Price (\$/Ton) (g)	Total Transport Charges (\$/Ton) (h)	FOB Plant Price (\$/Ton) (i)	As Received Coal Quality			
									Sulfur Content % (j)	BTU Content (BTU/lb) (k)	Ash Content % (l)	Moisture Content % (m)
1.	Transfer facility	N/A	N/A	OB	78,717.00	\$27.805	\$12.977	\$40.782	2.92	11,508	9.16	11.67

** SPECIFIED CONFIDENTIAL **

FPSC Form 423-2(a)


MONTHLY REPORT OF COST AND QUALITY OF COAL FOR ELECTRIC PLANTS
DETAILED PURCHASED COAL INVOICE INFORMATION

1. Reporting Month: December Year: 1999

2. Reporting Company: Tampa Electric Company

3. Plant Name: Polk Station

4. Name, Title & Telephone Number of Contact Person Concerning Data
Submitted on this Form: Jeffrey Chronister, Director Financial Reporting
(813) 228 - 1609

5. Signature of Official Submitting Form: 
Jeffrey Chronister, Director Financial Reporting

6. Date Completed: February 15, 2000

Line No. (a)	Supplier Name (b)	Mine Location (c)	Purchase Type (d)	Tons (e)	F.O.B. Mine Price (\$/Ton) (f)	Shorthaul & Loading Charges (\$/Ton) (g)	Original Invoice Price (\$/Ton) (h)	Price Adjustments (\$/Ton) (i)	Retro-active Base Price (\$/Ton) (j)	Quality Adjust-ments (\$/Ton) (k)	Effective Purchase Price (\$/Ton) (l)
1.	Transfer facility	N/A	N/A	78,717.00	N/A	\$0.000	\$27.805	\$0.000	\$27.805	\$0.000	\$27.805

** SPECIFIED CONFIDENTIAL **

FPSC Form 423-2(b)

MONTHLY REPORT OF COST AND QUALITY OF COAL FOR ELECTRIC PLANTS
DETAIL OF TRANSPORTATION CHARGES

1. Reporting Month: December Year: 1999

2. Reporting Company: Tampa Electric Company

3. Plant Name: Polk Station

4. Name, Title & Telephone Number of Contact Person Concerning Data
Submitted on this Form: Jeffrey Chronister, Director Financial Reporting
(813) 228 - 1609

5. Signature of Official Submitting Form: 
Jeffrey Chronister, Director Financial Reporting

6. Date Completed: February 15, 2000

Line No. (a)	Supplier Name (b)	Mine Location (c)	Shipping Point (d)	Transport Mode (e)	Tons (f)	Effective Purchase Price (\$/Ton) (g)	Add'l Shorthaul & Loading Charges (\$/Ton) (h)	Rail Charges		Waterborne Charges					Total Transportation Charges (\$/Ton) (p)	FOB Plant Price (\$/Ton) (q)
								Rail Rate (\$/Ton) (i)	Other Rail Charges (\$/Ton) (j)	River Barge Rate (\$/Ton) (k)	Trans-loading Rate (\$/Ton) (l)	Ocean Barge Rate (\$/Ton) (m)	Other Water Charges (\$/Ton) (n)	Other Related Charges (\$/Ton) (o)		
1.	Transfer facility	N/A	Davant, La.	OB	78,717.00	\$27.805	\$0.000	\$0.000	\$0.000	\$0.000	\$0.000	\$0.000	\$0.000	\$0.000	\$12.977	\$40.782

MONTHLY REPORT OF COST AND QUALITY OF COAL FOR ELECTRIC PLANTS
REPORT OF ADJUSTMENTS TO PREVIOUS COAL DELIVERED

Reporting Month: December Year: 1999

Reporting Company: Tampa Electric Company

3. Name, Title & Telephone Number of Contact Person Concerning Data
Submitted on this Form: Jeffrey Chronister, Director Financial Reporting
(813) 228 - 1609

4. Signature of Official Submitting Form: 
Jeffrey Chronister, Director Financial Reporting

6. Date Completed: February 15, 2000

Line No. (a)	Month Reported (b)	Form Plant Name (c)	Intended Generating Plant (d)	Supplier (e)	Original Line Number (f)	Old Volume Tons (g)	Form No. (h)	Column Designator & Title (i)	Old Value (j)	New Value (k)	Delivered Price Transfer Facility (\$/Ton) (l)	Reason for Revision (m)
1.	May 1999	Transfer Facility	Big Bend	AMCI Export	4	76,734.00	423-2(b)	Col. (l), Retro-Price Adjustments	\$0.235	\$0.000	\$24.210	Price Adjustment -Demurrage
2.	May 1999	Transfer Facility	Big Bend	AMCI Export	4.	76,734.00	423-2(b)	Col. (l), Retro-Price Adjustments	(\$0.910)	\$0.158	\$25.278	Price Adjustment -Demurrage
3.	August 1999	Transfer Facility	Big Bend	AMCI Export	3	76,612.00	423-2(b)	Col. (l), Retro-Price Adjustments	\$0.000	\$0.000	\$25.570	Price Adjustment
4.	August 1999	Transfer Facility	Big Bend	AMCI Export	3.	76,612.00	423-2(a)	Col. (k), Quality Adjustments	\$0.000	\$0.000	\$25.104	Quality Adjustment
5.	September 1999	Transfer Facility	Big Bend	AMCI Export	4	76,953.00	423-2(b)	Col. (l), Retro-Price Adjustments	\$0.000	\$0.000	\$25.570	Price Adjustment
6.	September 1999	Transfer Facility	Big Bend	AMCI Export	4.	76,953.00	423-2(a)	Col. (k), Quality Adjustments	(\$0.466)	(\$0.955)	\$24.615	Quality Adjustment
7.	September 1999	Gannon	Gannon	Gatliff	3	9,544.00	423-2(b)	Col. (l), Retro-Price Adjustments	\$0.000	(\$0.789)	\$62.681	Price Adjustment -Demurrage
8.	October 1999	Gannon	Gannon	Gatliff	2.	40,828.00	423-2	Col. (p), Total Transportation Charges	\$19.160	\$18.856	\$63.416	Tranportation Cost Adj.
9.	March 1999	Transfer Facility	Gannon	Jader Fuel Co	2	53,499.60	423-2(a)	Col. (k), Quality Adjustments	\$0.000	\$0.388	\$31.418	Quality Adjustment
10.	November 1999	Transfer Facility	Big Bend	Oxbow Carbon	5.	16,199.67	423-2(a)	Col. (k), Quality Adjustments	\$0.000	\$0.534	\$8.884	Quality Adjustment
11.	November 1999	Transfer Facility	Big Bend	Oxbow Carbon	5	16,199.67	423-2(a)	Col. (k), Quality Adjustments	\$0.534	\$0.110	\$8.460	Quality Adjustment
12.	July 1999	Transfer Facility	Big Bend	Peabody Arclar	2.	18,939.50	423-2(a)	Col. (k), Quality Adjustments	\$0.000	\$2.710	\$40.050	Quality Adjustment
13.	August 1999	Transfer Facility	Big Bend	Peabody Arclar	2.	14,195.60	423-2(a)	Col. (k), Quality Adjustments	\$0.000	\$2.710	\$40.050	Quality Adjustment
14.	September 1999	Transfer Facility	Big Bend	Peabody Arclar	2.	21,168.70	423-2(a)	Col. (k), Quality Adjustments	\$0.000	\$2.710	\$40.050	Quality Adjustment
15.	March 1999	Transfer Facility	Gannon	Sugar Camp	1	77,557.50	423-2(a)	Col. (k), Quality Adjustments	\$0.000	\$2.070	\$34.151	Quality Adjustment
16.	March 1999	Transfer Facility	Gannon	Sugar Camp	5.	17,125.60	423-2(a)	Col. (k), Quality Adjustments	\$0.000	\$0.610	\$30.850	Quality Adjustment
17.	October 1999	Transfer Facility	Gannon	Sugar Camp	1	62,842.10	423-2(a)	Col. (k), Quality Adjustments	\$0.000	\$1.880	\$34.771	Quality Adjustment

* 76953

Facility


FPC Form 423-2(c)

MONTHLY REPORT OF COST AND QUALITY OF COAL FOR ELECTRIC PLANTS
REPORT OF ADJUSTMENTS TO PREVIOUS COAL DELIVERED

3. Name, Title & Telephone Number of Contact Person Concerning Data
Submitted on this Form: Jeffrey Chronister, Director Financial Reporting
(813) 228 - 1609

1. Reporting Month: December Year: 1999

2. Reporting Company: Tampa Electric Company

4. Signature of Official Submitting Form: 
Jeffrey Chronister, Director Financial Reporting

6. Date Completed: February 15, 2000

Line No. (a)	Month Reported (b)	Form Plant Name (c)	Intended Generating Plant (d)	Supplier (e)	Original Line Number (f)	Old Volume Tons (g)	Form No. (h)	Column Designator & Title (i)	Old Value (j)	New Value (k)	Delivered Price Transfer Facility (\$/Ton) (l)	Reason for Revision (m)
18.	October 1999	Transfer Facility	Gannon	Sugar Camp	6.	✓ 10,567.80	423-2(a)	Col. (k), Quality Adjustments	\$0.000	\$0.168	\$31.216	Quality Adjustment
19	April 1999	Transfer Facility	Big Bend	Zeigler	1.	✓ 85,313.00	423-2(a)	Col. (l), Retro-Price Adjustments	\$0.000	(\$0.022)	✓ \$42.917	Price Adjustment

already had ↑