

BEFORE THE FLORIDA PUBLIC SERVICE COMMISSION

In re: Audit request related to )  
Flow Through of Switched Access )  
Rate Reductions )  
Audit Control No. 99-078-1-3 )

Docket No. UNDOCKETED  
Filed: February 18, 2000

MCI WorldCom's Claim of Confidentiality  
Pursuant to Section 364.183(1), Florida Statutes

MCI WorldCom, Inc. hereby gives notice that it claims certain documents identified herein to be confidential. Therefor, to the extent that MCI WorldCom claims that the information is confidential, the information is deemed confidential by operation of law (Section 364.183(1), Florida Statutes). MCI WorldCom's claim of confidentiality is based on the highly sensitive data included and the fact that some of the information is customer billing information protected from public disclosure pursuant to Section 364.24, Florida Statutes. Some of this information is highly sensitive and competitively valuable trade secret information. Provisions of FPSC Rule 25-22.006, Florida Administrative Code, to the contrary notwithstanding.

The following documents from Audit Report Control No. 99-078-1-3 are the subject of this request:

BATES STAMPED PAGE NUMBER	BRIEF DESCRIPTION
17-18	Minutes of use
20-23	Minutes of use, revenue information
35-42	Minutes of use, revenue information, customer account information
46	Minutes of use
48	Revenue information
52	Customer account information
54	Customer account information

- AFA \_\_\_\_\_
- APP \_\_\_\_\_
- CAF \_\_\_\_\_
- CMU \_\_\_\_\_
- CTR \_\_\_\_\_
- EAG \_\_\_\_\_
- LEG \_\_\_\_\_
- MAS \_\_\_\_\_
- OPC \_\_\_\_\_
- RRR \_\_\_\_\_
- SEC \_\_\_\_\_
- WAW \_\_\_\_\_
- OTH \_\_\_\_\_

DOCUMENT NUMBER-DATE  
**02246 FEB 18 8**  
 FPSC-RECORDS/REPORTING

DOCUMENT NUMBER-DATE  
**02244 FEB 18 8**  
 FPSC-RECORDS/REPORTING

BATES STAMPED PAGE NUMBER	BRIEF DESCRIPTION
58	Customer account information
60	Customer account information
64-66	Minutes of use, revenue-related information,
68-81	Minutes of use, revenue-related information, and other highly sensitive competitively information.
83-87	Minutes of use, revenue-related information
89	Revenue-related information
91-100	Minutes of use, revenue-related information
102-107	Revenue-related information, minutes of use
115	Minutes of use, revenue-related information
118	Competitively sensitive information regarding usage
120	Revenue-related information
122-127	Minutes of use
129	Competitively sensitive usage information, revenue related information
131	Competitively sensitive business information related to business plans
135-162	Competitively sensitive and valuable information related to usage, customer account information
164-187	Customer account information
196	Highly sensitive business information
201- 250	Customer account and revenue information
252-253	Customer account information
255	Customer account information
259-273	Customer account information, and highly proprietary information including information related to revenue
289	Information regarding revenue

MCI WorldCom's claim requires that the information be treated as confidential while on file at the Florida Public Service Commission and further that the information be returned as required by Section 364.183, Florida Statutes.

DATED, this 18th of February, 2000.

  
\_\_\_\_\_  
Donna Canzano McNulty  
MCI WorldCom, Inc.  
325 John Knox Road, Suite 105  
Tallahassee, FL 32303  
(850) 422-1254

COMPANY: MCI WORLDCOM  
 TITLE: INDEX OF CONFIDENTIAL WORKPPERS  
 DATE: JANUARY 14, 2000  
 AUDITOR: RKY

WP NO.	DESCRIPTION	NUMBER OF PAGES
1	REPORT	<del>38</del> 35
5-3	Company response to Req 13.	4
10-3	Staff Request 3	2
10-10	Staff Request 10	2
10-11	Staff Request 11	2
10-12	Staff Request 12	2
10-13	Staff Request 13	2
10-14	Staff Request 14	8
45	Analysis of IXC Worksheets	7
45-1	July 1, 1998 IXC Worksheet	2
45-1/1	Impact of GTE Reduction	1
45-1/2	Impact of Sprint Reduction	1
45-1/3	Execunet Reduction	3
45-1/3-1	Execunet Minutes of Use	1
45-1/3-2	Estimated vs. Actual MOUs	3
45-1/3-2/1	Estimated vs. Actual MOUs	1
45-1/3-3	Company response to Requests 10 and 11	4
45-1/4	Vnet MOUs	1
45-1/5	Company analysis of all July , 1998 reductions	3
45-1/5-1	Vnet Blended Rate Calculation	1
45-1/5-1/1	Vnet Blended Rate Calculation	2
45-1/6	Vision MOUS	1
45-1/6-1	Vision MOUs	1
45-1/6-2	Vision MOUs	1
45-1/7	Vision and Vnet MOUs	1
45-2	Oct 1, 1998 IXC Worksheet	2
45-2/1	Impact of GTE Reduction	1
45-2/2	Impact of Sprint Reduction	1
45-2/3	Execunet Reduction	4
45-2/4	Vnet MOUs	1
4-2/5	Company analysis of all Oct, 1998 reductions	3
45-2/6	Vision and Vnet MOUs	1
46	Tariff changes	6
46-1	Tariff changes	1
46-2	Calculation of Reductions	2
47-1	Company response to Requests 2 through 7	4
47-1/1	Company response to Requests 2 through 7	7
47-1/2	Company response to Requests 2 through 7	2

000001

DOCUMENT NUMBER-DATE  
 02246 FEB 18 8  
 FPSC-RECORDS/REPORTING

COMPANY: MCI WORLDCOM  
 TITLE: INDEX OF CONFIDENTIAL WORKPPERS  
 DATE: JANUARY 14, 2000  
 AUDITOR: RKY

WP NO.	DESCRIPTION	NUMBER OF PAGES
47-1/3	Company response to Requests 2 through 7	3
47-1/4	Data base for Vnet and Vision MOUs	1
49	Estimated Annual Dollar Reduction	1
57	Sample of Exelcunet and Vnet	1
57-1 sum	List of Execunet Accounts	1
57-1	List of Execunet Accounts	25
57-1/1	Execunet Sample	2
57-1/2	Customer Invoice	5
57-1/3	Customer Invoice	4
57-1/4	Customer Invoice	5
57-1/5	Customer Invoice	3
57-1/6	Customer Invoice	3
57-1/7	Partial responses to 13, 14, 10, 11 and 12	4
57-1/7-1	Lata Map Lookups	2
57-1/7-2	Lata Map Lookups	2
57-1/7-3	Lata Map Lookups	5
57-1/7-4	Lata Map Lookups	3
57-2 sum	Vnet Sample	1
57-2	List of Vnet Customers	50
57-2/1	Analysis of Vnet SAMple	4
57-2/2	Response to Request 12	2
57-2/2-1	Effective Dates of Billing	2
57-2/3	Responses re Vnet Sample	4
57-2/4	Response to Request 14 and info re Vnet	7
57-2/4-1	Company Rate Screen	1
57-2/4-2	Company Rate Screen	1
57-2/4-3	Company Rate Screen	1
57-2/4-4	Company Rate Screen	1
57-2/5	Special Contract Arrangements	5
57-2/6	Follow up to Request 14	3
57-4	Response to Req 1	2
57-5	Vnet Tariff Comparisons	1
57-5/1	Vnet Tariff Comparisons	4
57-5/2	Vnet %	1
57-6	Follow up to Request 14	2

000002

FOLDER	PAGE #	Diakette Index		BINDER #	PAGE #	Diakette Index	
		File Folders Maintained in District Office	Disk #			File Name	Disk #
		<i>McT-Waldson</i>				<b>COST OF CAPITAL</b>	
					31	COST OF CAPITAL	
					32	EQUITY	
					33	LONG TERM DEBT	
					34	SHORT TERM DEBT	
					35	CUSTOMER DEPOSITS	
					36	DEFERRED TAXES	
					37	TAX CREDITS	
					38		
					39		
						<b>NET OPERATING INCOME</b>	
					40	NET OPERATING INCOME	
					41	OPERATING REVENUES	
					42		
					43	OPERATING EXPENSES	
					44		
					45	<i>Flow-Through Work Sheets</i>	
					46	<i>Tariffs</i>	
					47	<i>Company Responses</i>	
					48		
					49	<i>Est Annual \$ Reduction</i>	
					50	MAINTENANCE EXPENSES	
					51	DEPRECIATION / AMORTIZATION EXPENSES	
					52		
					53	TAXES OTHER THAN INCOME	
					54	INCOME TAXES	
					55	DEFERRED TAXES	
					56	<del>GAINS / LOSS DISPOSAL UTILITY PLANT</del>	
					57	<i>Residential Sample + Business Sample</i>	
					58	<i>Business Sample</i>	
					59		
					60		
						<b>OTHER INCOME</b>	
					61	OPERATING INCOME	
					62	ALLOWANCE FOR FUNDS USED DURING CONST.	
					63	INCOME DEDUCTIONS	
					64	TAXES	
					65		
					66		
					67		
					68	INTERST CHARGES	
					69		
					70		
					71	EXTRAORDINARY ITEMS	
					72		
						<b>CURRENT FILES</b>	
						ORIGINAL WORK PAPERS - FILE MAINTENANCE IN DIVISION AUDIT FINANCE CONTROL FILE	
						<b>PLANNING AND CONTROL</b>	
		1				AUDIT REPORT	
		2				COMPANY FILING	
		3				MANAGEMENT REPRESENTATION LETTER	
		4				AUDIT SERVICE REQUEST	
		5				PLANNING	
		6				AUDIT PROGRAM	
		7				ANALYTICAL REVIEW	
		8				REVIEW NOTES BOARD OF DIRECTORS/ LIST OF DIRECTORS AND AFFILIATES	
		9				REVIEW NOTES EXTERNAL/INTERNAL/FPSC AUDITS	
		10				DOCUMENT REQUESTS AND CONTROL LOG	
		11				CONFIDENTIAL DOCUMENTS CONTROL LOG	
		12				TRIAL BALANCE	
		13				ADJUSTMENT / RECLASSIFICATION SUMMARY	
		14				SUPERVISORS REVIEW OF AUDIT	
						<b>RATE BASE</b>	
		15				RATE BASE	
		16				UTILITY PLANT	
		17				LAND	
		18				PLANT HELD FOR FUTURE USE	
		19				CONSTRUCTION WORK IN PROCESS	
		20				CONTRIBUTIONS IN AID OF CONSTRUCTION	
		21					
		22				ACCUMULATED DEPRECIATION	
		23				ACCUMULATED AMORTIZATION OF CIAC	
		24				WORKING CAPITAL	
		25					
		26					
		27					
		28					
		29					
		30					

**CONFIDENTIAL**



**FLORIDA PUBLIC SERVICE COMMISSION**


*DIVISION OF AUDITING AND FINANCIAL ANALYSIS  
BUREAU OF AUDITING*

*Miami District Office*


**MCI WORLDCOM  
FLOW-THROUGH OF SWITCHED ACCESS RATE REDUCTIONS**

**JULY 1, 1998  
OCTOBER 1, 1998**

**AUDIT CONTROL NO. 99-078-1-3**

  
\_\_\_\_\_  
*Ruth K. Young, Audit Manager*

**CONFIDENTIAL**

  
\_\_\_\_\_  
*Kathy E. Welch, Audit Supervisor*

000004

## TABLE OF CONTENTS

<b>I.</b>	<b>AUDITOR'S REPORT</b>	<b>PAGE</b>
	Purpose	1
	Scope Limitation	1
	Disclaim Public Use	1
	Summary of Significant Procedures	2
<b>II.</b>	<b>DISCLOSURES</b>	
	1. Tariff Changes	4
	2. Effective Date of Billing for Reduced Tariffs	10
	3. Estimated Annual Intrastate Minutes of Use	12
	4. Comparison of Vnet Business Service Reduced Tariffs	18
	5. Vnet Business Service Sample	23
<b>III.</b>	<b>EXHIBITS</b>	
	July 1, 1998 and October 1, 1998 Interexchange Carrier Flow -Through Worksheets	29



**DIVISION OF AUDITING AND FINANCIAL ANALYSIS  
AUDITOR'S REPORT**

**JANUARY 31, 2000**

**TO: FLORIDA PUBLIC SERVICE COMMISSION AND OTHER INTERESTED  
PARTIES**

We have applied the procedures described later in this report to audit the accompanying Flow-Through Work Sheets dated July 1, 1998 and October 1, 1998 submitted by MCI WorldCom. These Flow-Through Worksheets are in support of the company's reduction to customers because of reduced access charges from the Local Exchange Companies.

Both staff and company imposed scope limitations are detailed in the procedures section.

This is an internal accounting report prepared after performing a limited scope audit. Accordingly, this report should not be relied upon for any purpose except to assist the Commission staff in performance of their duties. Substantial additional work would have to be performed to satisfy generally accepted auditing standards and produce audited financial statements for public use.

## **SUMMARY OF SIGNIFICANT PROCEDURES**

Our audit was performed by examining, on a test basis, certain transactions and account balances which we believe are sufficient to base our opinion. Our examination did not entail a complete review of all financial transactions of the company. Our more important audit procedures are summarized below. The following definitions apply when used in this report.

**Scanned** - The documents or accounts were read quickly looking for obvious errors.

**Compiled** - The exhibit amounts were reconciled with the general ledger, and accounts were scanned for error or inconsistency.

**Reviewed** - The exhibit amounts were reconciled with the general ledger. The general ledger account balances were traced to subsidiary ledgers, and selective analytical review procedures were applied.

**Examined** - The exhibit amounts were reconciled with the general ledger. The general ledger account balances were traced to subsidiary ledgers. Selective analytical review procedures were applied, and account balances were tested to the extent further described.

**Confirmed** - Evidential matter supporting an account balance, transaction, or other information was obtained directly from an independent third party.

**Verify** - The item was tested for accuracy and compared to the substantiating documentation.

---

### **JULY 1, 1998 FLOW- THROUGH WORK SHEET**

Recalculated the Interexchange Carrier Flow-Through Worksheet. Agreed the Local Exchange Company rate changes for access charges to Commission provided documentation.

#### Calculation of Reduction to the Interexchange Carrier from the Local Exchange Company

The Study Period Intrastate Minutes of Use used to calculate the reduction to the Interexchange Carrier were traced to company provided printouts from the "Financial Operations Organization" database. We requested invoices that the Interexchange Carrier received from the Local Exchange Company to substantiate and compare actual Intrastate Minutes of Use. We limited our scope in this area because the company said that they do not receive hard copies from the Local Exchange Company, and it was decided it would be too time consuming to audit the company's database through the computer. However, as noted below, customer invoices were audited to see if the rates were actually reduced.

#### Calculation of reduced Interexchange Carrier tariffs to the Customer.

For two of the residential rate elements and two of the business rate elements, the estimate annual

intrastate Minutes of Use included on the Interexchange Carrier Flow Through Worksheet were traced to company provided documents as follows:

- a. Execunet Residential Service - Memos from company personnel.
- b. MCI One Savings Residential Service - Memos from company personnel.
- c. Vision Business Service - Spreadsheet printout prepared by company personnel.
- d. Vnet Business Service- Spreadsheet printout prepared by company personnel.

The scope was limited because the company could not provide the data to support the minutes of use for each rate element for the information provided to us. However, we received actual Minutes of Use (from the company "HUBCAP" database) for the two residential services mentioned above, and a comparison was prepared of actual to the estimated Minutes of Use. Also, as noted below, customer invoices were audited to see if the rates were actually reduced.

For the four rate elements above, the annual dollar reduction was recalculated and analyzed for reasonableness of methodology.

All tariffs used to calculate the reductions were traced to tariffs filed with the Commission.

#### Test of Customer Invoices

Selected a judgmental sample of one business and one residential rate element to determine the rates before and after the reductions.

#### **OCTOBER 1, 1998 FLOW-THROUGH WORK SHEET**

The same procedures were followed for the October 1, 1998 Flow Through Worksheet as were done for the July 1, 1998 Flow Through Work Sheet.

#### **GENERAL**

Tariffs changes made after the October 1, 1998 flow through reduction was implemented were reviewed to determine if there was an increase at a later date.

**AUDIT DISCLOSURE 1**

**SUBJECT:           TARIFF CHANGES**

**STATEMENT OF FACTS:** The company reduced the following rate elements on the Interexchange Carrier Flow Through Work Sheets for July 1, and October 1, 1998.

	July 1, 1998 Reduction -----	October 1, 1998 Reduction -----
Residential		
Execunet Service	Yes	Yes
MCI One Savings	Yes	Yes
Small Business		
Preferred	Yes	Yes
Business Market		
Vision	Yes	Yes
Vnet	Yes	Yes
800 Service	Yes	Yes
networkMCI One	No	Yes

An analysis of the tariff changes subsequent to the October 1, 1998 tariffs shows that four of the rate elements were increased on January 28, 1999. They are Vision, Vnet, 800 Service and networkMCI One.

**OPINION:** A schedule detailing the reductions and increases is on the schedule attached to this disclosure. It appears that a majority of the elements were increased on January 28, 1999 to an amount equal to or higher than in effect before the first access charge reduction flow through. Statute 354.163(6) is silent regarding how long these reductions should be in effect.

COMPANY: MCIWORLDCOM  
 TITLE: ANALYSIS OF TARIFF CHANGES  
 VISION  
 PERIOD: FEBRUARY 1, 1998 THROUGH JANUARY 1, 1999  
 DATE: NOVEMBER 16, 1999  
 AUDITOR: RKY

OPTION J (MCI VISION)

	InterLata			IntraLata		
	Switched Access	Dedicated Access	Vision Card Access	Switched Access	Dedicated Access	Vision Card Access
5TH REVISED SHEET 26.18.1.2 February 1, 1998	0.1881	0.1169	0.2186	0.1453	0.116	0.2186
6TH REVISED SHEET 26.18.12 July 1, 1998	0.1835	0.114	0.2132	0.1421	0.1134	0.2138
Reduction on July 1, 1998	-0.0046	-0.0029	-0.0054	-0.0032	-0.0026	-0.0048
7th REVISED SHEET 26.18.1.2 October 1, 1998	0.1782	0.1107	0.207	0.1421	0.1101	0.2138
Reduction on October 1, 1998	-0.0053	-0.0033	-0.0062	0	-0.0033	0
8th REVISED SHEET 26.18.1.2 January 28, 1999	0.1887	0.1172	0.2192	0.1505	0.1166	0.2264
Increase on January 28, 1999	0.0105	0.0065	0.0122	0.0084	0.0065	0.0126

It appears that for this portion of the rate element the January 28, 1999 rate is higher than the rate before the IXC Access reduction.

MCI VISION POWER RATE PROGRAM

	InterLata			IntraLata		
	In/Out Sw. Access	In/Out Ded Access	Power Card	In/Out Sw. Access	In/Out Ded Access	Power Card
22 REVISED SHEET 26.18.0.2 February 1, 1998	0.1721	0.1042	0.1721	0.1296	0.1	0.1296
23rd REVISED SHEET 26.18.0.2 July 1, 1998	0.1681	0.1018	0.1681	0.127	0.098	0.127
Reduction on July 1, 1998	-0.004	-0.0024	-0.004	-0.0026	-0.002	-0.0026
24th REVISED SHEET 26.18.0.2 October 1, 1998	0.1632	0.0988	0.1632	0.127	0.0952	0.127
Reduction on October 1, 1998	-0.0049	-0.003	-0.0049	0	-0.0028	0
25th REVISED SHEET 26.18.0.2 January 28, 1999	0.1728	0.1046	0.1728	0.1345	0.1005	0.1345
Increase on January 28, 1999	0.0096	0.0058	0.0096	0.0075	0.0053	0.0075

It appears that all the elements in this part of the tariff that were reduced for the IXC access charge reduction were increased on January 28, 1999 to an amount higher than the February 1, 1998 tariff.

000010

COMPANY: MCI WORLDCOM  
 TITLE: ANALYSIS OF TARIFF CHANGES  
 VNET  
 PERIOD: MAY 1, 1998 THROUGH JANUARY 28, 1999  
 DATE: NOVEMBER 17, 1999  
 AUDITOR: RKY

COMPANY: MCI WORLDCOM  
 TITLE: ANALYSIS OF TARIFF CHANGES  
 VNET  
 PERIOD: MAY 1, 1998 THROUGH JANUARY 28, 1999  
 DATE: NOVEMBER 17, 1999  
 AUDITOR: RKY

VNET	Interlata Business Day Rates					
	Sw-Sw & Card	Sw-Sw & Card	Sw-Ded Ded-Sw & Card	Sw-Ded Ded-Sw & Card	Ded-Ded	Ded-Ded
	First 18 Sec	Add'l 6 Sec	First 18 Sec	Add'l 6 Sec	First 18 Sec	Add'l 6 Sec
19th Revised Sheet 26.17 May 1, 1998	0.0662	0.0221	0.0451	0.0150	0.0174	0.0058
20th Revised Sheet 26.17 July 1, 1998	0.0646	0.0215	0.0439	0.0146	0.0174	0.0058
Reduction on July 1, 1998	-0.0016	-0.0006	-0.0012	-0.0004	0.0000	0.0000
21st Revised Sheet 26.17 October 1, 1998	0.0626	0.0209	0.0425	0.0142	0.0174	0.0058
Reduction on October 1, 1998	-0.0020	-0.0006	-0.0014	-0.0004	0.0000	0.0000
22nd Revised Sheet 26.17 January 28, 1999	0.0663	0.0221	0.0450	0.0150	0.0183	0.0061
Increase on Jan 28, 1999	0.0037	0.0012	0.0025	0.0008	0.0009	0.0003

Out of the six elements, it appears that five were increased January 28, 1999 equal to or higher than the rate in effect to the flow through of the access charge reduction.

VNET	Intralata Business Day Rates					
	Sw-Sw & Card	Sw-Sw & Card	Sw-Ded Ded-Sw & Card	Sw-Ded Ded-Sw & Card	Ded-Ded	Ded-Ded
	First 18 Sec	Add'l 6 Sec	First 18 Sec	Add'l 6 Sec	First 18 Sec	Add'l 6 Sec
19th Revised Sheet 26.17 May 1, 1998	0.0516	0.0172	0.0454	0.0151	0.0174	0.0058
20th Revised Sheet 26.17 July 1, 1998	0.0505	0.0168	0.0444	0.0148	0.0174	0.0058
Reduction on July 1, 1998	-0.0011	-0.0004	-0.0010	-0.0003	0.0000	0.0000
21st Revised Sheet 26.17 October 1, 1998	0.0489	0.0163	0.0431	0.0144	0.0174	0.0058
Reduction on October 1, 1998	-0.0016	-0.0005	-0.0013	-0.0004	0.0000	0.0000
22nd Revised Sheet 26.17 January 28, 1999	0.0519	0.0173	0.0456	0.0152	0.0183	0.0061
Increase on Jan 28, 1999	0.0030	0.0010	0.0025	0.0008	0.0009	0.0003

It appears that all elements of this tariff were increased on January 28, 1999 to an amount higher than in effect before the access charge reduction flow through.

**COMPANY:** MCI WORLDCOM  
**TITLE:** ANALYSIS OF TARIFF CHANGES  
**VNET**  
**PERIOD:** MAY 1, 1998 THROUGH JANUARY 28, 1999  
**DATE:** NOVEMBER 17, 1999  
**AUDITOR:** RKY

VNET

	Interlata		Non Business Day Rates			
	Sw-Sw & Card	Sw-Sw & Card	Sw-Ded Ded-Sw & Card	Sw-Ded Ded-Sw & Card	Ded-Ded	Ded-Ded
	First 18 Sec	Add'l 6 Sec	First 18 Sec	Add'l 6 Sec	First 18 Sec	Add'l 6 Sec
19th Revised Sheet 26.17.1 May 1, 1998	0.0582	0.0194	0.0353	0.0118	0.0124	0.0041
20th Revised Sheet 26.17.1 July 1, 1998	0.0568	0.0189	0.0345	0.0115	0.0123	0.0041
<u>Reduction on July 1, 1998</u>	-0.0014	-0.0005	-0.0008	-0.0003	-0.0001	0.0000
21th Revised Sheet 26.17.1 October 1, 1998	0.0550	0.0183	0.0335	0.0112	0.0123	0.0041
<u>Reduction on October 1, 1998</u>	-0.0018	-0.0006	-0.0010	-0.0003	0.0000	0.0000
22nd Revised Sheet 26.17.1 January 28, 1999	0.0582	0.0194	0.0357	0.0119	0.0129	0.0043
<u>Increase on Jan 28, 1999</u>	0.0032	0.0011	0.0022	0.0007	0.0006	0.0002

Out of the six elements, two were increased on Jan 28, 1999 to the same amount as the tariff prior to the two reductions. Four were increased on Jan 28, 1999 resulting in higher tariffs than were in effect prior to the flow through reduction.

	Intralata		Non Business Day Rates			
	Sw-Sw & Card	Sw-Sw & Card	Sw-Ded Ded-Sw & Card	Sw-Ded Ded-Sw & Card	Ded-Ded	Ded-Ded
	First 18 Sec	Add'l 6 Sec	First 18 Sec	Add'l 6 Sec	First 18 Sec	Add'l 6 Sec
19th Revised Sheet 26.17.1 May 1, 1998	0.0470	0.0157	0.0356	0.0119	0.0124	0.0041
20th Revised Sheet 26.17.1 July 1, 1998	0.0461	0.0154	0.0349	0.0116	0.0123	0.0041
<u>Reduction on July 1, 1998</u>	-0.0009	-0.0003	-0.0007	-0.0003	-0.0001	0.0000
21th Revised Sheet 26.17.1 October 1, 1998	0.0448	0.0149	0.0338	0.0113	0.0123	0.0041
<u>Reduction on October 1, 1998</u>	-0.0013	-0.0005	-0.0011	-0.0003	0.0000	0.0000
22nd Revised Sheet 26.17.1 January 28, 1999	0.0474	0.0158	0.0360	0.0120	0.0129	0.0043
<u>Increase on Jan 28, 1999</u>	0.0026	0.0009	0.0022	0.0007	0.0006	0.0002

It appears that all rate elements were increased on Jan 28, 1999 to an amount higher than the tariff in effect prior to the flow through of the access charge reduction.

000012

COMPANY:  
TITLE:  
PERIOD:  
DATE:  
AUDITOR:

MCIWORLD.COM  
ANALYSIS OF TARIFF CHANGES  
800 SERVICE  
OCTOBER 1, 1997 THROUGH JANUARY 28, 1999  
NOVEMBER 16, 1999  
RKY

Option H (MCI 800 Service)

	Dedicated Termination Option			Switched WATS Termination		
	Business Day	Business Evening	Night & Weekend	Business Day	Business Evening	Night & Weekend
14th Revised Sheet 26.15 October 1, 1997	0.1359	0.1144	0.0832	0.1996	0.1436	0.1022
15th Revised Sheet 26.15 July 1, 1998	0.1328	0.1118	0.0813	0.1936	0.1393	0.0990
<u>Reduction on July 1, 1998</u>	(0.0031)	(0.0026)	(0.0019)	(0.0060)	(0.0043)	(0.0032)
16th Revised Sheet 26.15 October 1, 1998	0.1228	0.1084	0.0789	0.1896	0.1364	0.0971
<u>Reduction on October 1, 1998</u>	(0.0100)	(0.0034)	(0.0024)	(0.0040)	(0.0029)	(0.0019)
17th Revised Sheet 26.15 January 28, 1999	0.1364	0.1148	0.0836	0.2008	0.1444	0.1028
<u>Increase on January 28, 1999</u>	0.0136	0.0064	0.0047	0.0112	0.0080	0.0057

	Business Line Termination		
	Business Day	Business Evening	Night & Weekend
17th Revised Sheet 26.16 October 1, 1997	0.2254	0.2186	0.2186
18th Revised Sheet 26.16 July 1, 1998	0.2201	0.2135	0.2135
<u>Reduction on July 1, 1998</u>	(0.0053)	(0.0051)	(0.0051)
19th Revised Sheet 26.16 October 1, 1998	0.2135	0.2071	0.2071
<u>Reduction on October 1, 1998</u>	(0.0066)	(0.0064)	(0.0064)
20th Revised Sheet 26.16 January 28, 1999	0.2261	0.2193	0.2193
<u>Increase on January 28, 1999</u>	0.0126	0.0122	0.0122

It appears that all elements of this tariff were increased on January 28, 1999 to an amount higher than in effect before the access charge reduction flow through.

000013



COMPANY: MCIWORLDCOM  
 TITLE: ANALYSIS OF TARIFF CHANGES  
 NETWORK MCI ONE  
 PERIOD: OCTOBER 1, 1997 THROUGH JANUARY 28, 1999  
 DATE: NOVEMBER 16, 1999  
 AUDITOR: RKY

NETWORKMCI ONE

	Interlata			Intralata		
	Sw Orig or Terminating	Ded Orig or Terminating	One Card Access	Sw Orig or Terminating	Ded Orig or Terminating	One Card Access
2nd Revised Sheet 26.18.0.22.11 October 1, 1997	0.1357	0.0798	0.1357	0.1077	0.0798	0.1077
5th Revised Sheet 26.18.0.22.11 October 1, 1998	0.1340	0.0798	0.1340	0.1064	0.0798	0.1064
<u>Reduction on october 1, 1998</u>	(0.0017)	0.0000	(0.0017)	(0.0013)	0.0000	(0.0013)
6th Revised Sheet 26.18.0.22.11 January 28, 1999	0.1419	0.0836	0.1419	0.1127	0.0836	0.1127
<u>Increase on January 28, 1999</u>	0.0079	0.0038	0.0079	0.0063	0.0038	0.0063

It appears that all elements of this tariff were increased on January 28, 1999 to an amount higher than in effect before the access charge reduction flow through.

## **AUDIT DISCLOSURE 2**

### **SUBJECT: EFFECTIVE DATE OF BILLING FOR REDUCED TARIFFS FOR "VNET BUSINESS SERVICE"**

**STATEMENT OF FACTS:** In PSC Order No 98-0895-FOF-TP, issued June 8, 1998, the Commission stated that the Interexchange Carrier tariffs and supporting documentation for the July 1, 1998 reduction should be filed no later than June 30, 1998, with a July 1, 1998 effective date. Also, the tariffs and supporting documentation for the October, 1998 reduction should be filed no later than September 30, 1998 to be effective October 1, 1998.

In order to determine if the Interexchange Carrier reduced the rates to its customers for the July and October 1998 reductions from the Local Exchange Companies, staff requested a sample of invoices for the months of September 1998 and May 1999. September 1998 was selected to determine if the July 1, 1998 reductions were in place to the customers, and May 1999 was selected to determine if the October 1, 1998 reduction were in place to the customers. The rate element selected for testing was the "Vnet Business Service." Testing of four of these sample items for each month showed the rates billed the customers did not agree with the tariff.

The company explained that "the July 1998 flow through reductions were accepted by the commission during the month of September, thus billing begins with September traffic showing up on the October invoices. The October 1998 reduction were accepted by the commission in November, thus billing begins with November traffic showing up on the December invoices." Therefore, we asked the company to supply us with the October 1998 and December 1998 invoices. The results of the test of these invoices is addressed in Audit Disclosure 5.

Also, at the same time we requested these October 1998 and December 1998 invoices, we asked the company to provide us with the invoices that show the credits the customer received for the months the reduction did not go into effect. The company said it were researching this. To date, we have not received data showing credits.

**OPINION:** The PSC order stated that the first reduction should go into effect July 1, 1998, and the second on October 1, 1998. The Interexchange Carrier did not reduce billing rates to its customers for the first reduction until September, and did not start billing its customers for the second reduction until November. Therefore, the July 1, 1998 reduction did not flow through to the customer for the months of July and August, and the October 1, 1998 reduction did not flow through for the month of October.

Since we have not received documentation for the credits for the above months, we cannot tell if the customers were given the reductions effective from the dates of the Commission order for this rate element. The other rate element sampled was the residential Execunet Service. It appears that the reductions were in effect at the effective dates.

As stated in Audit Disclosure 1, the "Vnet Business Service" tariff was changed again effective

January 28, 1999 increasing the rates to amounts equal to or higher than the amounts in effect prior to the July 1, 1998 flow through reduction. It appears that the second reduction was only in effect for billing the months of November and December 98, and January 99. The Interexchange Flow-Through Work Sheets were calculated based on estimated annual data.

**CONFIDENTIAL**

**AUDIT DISCLOSURE 3**

**SUBJECT: ESTIMATED ANNUAL INTRASTATE "EXECUNET SERVICE"  
MINUTES OF USE ON FLOW THROUGH WORKSHEETS FOR JULY 98  
AND OCTOBER 98**

**STATEMENT OF FACTS:** On the July and October 1998 Interexchange Carrier Flow-Through Work Sheets, the company used a two step calculation to determine the reduction to customers.

The first calculation is the rate change from the Local Exchange Company times an estimated Interexchange Carrier study period Intrastate Minutes of Use. This results in a monthly and then annualized amount to be reduced on the Interexchange Carrier customers bills. The second part of the company's calculation is a detail of the rate elements the company intends to reduce to come up with the results in part one. The annual reduction for each rate element is calculated using the following formula.

"Estimated Annual Intrastate Minutes of Use times the Interexchange Carrier Rate Change = Annual Reduction".

A comparison of the estimated Minutes of Uses on the Flow-Through Work Sheet for "ExecUNET" Service, with the actual Minutes of Use provided by the company showed the estimated Minutes of Use were higher than the actual.

	<u>ExecUNET Service Inter LATA</u>	<u>ExecUNET Service IntraLATA</u>
<b>July 98</b>		
Estimated Annual Intrastate Minutes of Use on Flow-Through Work Sheet	[REDACTED]	[REDACTED]
Actual Annual (12 months ended 6/1/99) Intrastate Minutes of Use per Company prepared data	[REDACTED]	[REDACTED]
Difference	[REDACTED]	[REDACTED]

**CONFIDENTIAL**

# CONFIDENTIAL

## October 98

Estimated Annual Intrastate Minutes  
of Use on Flow-Through  
Work Sheet

[REDACTED]

[REDACTED]

Actual Annual (10/98 - 7/99 Annualized)  
Intrastate Minutes of Use  
per Company prepared data

[REDACTED]

[REDACTED]

Difference

[REDACTED]

[REDACTED]

The use of a higher estimated Minutes of Use on the worksheet than the actual amount, resulted in a smaller reduction to the customer.

A schedule was prepared which shows a comparison and the dollar effect of the difference because of the Minutes of Use. The estimated and actual minutes for both "Flow -Through Work Sheets" are on company prepared schedules which follow this disclosure.

The company stated that if you add in the new product "MCI One Advantage" launched July 98, the rate reduction is greater than required by the "Flow-Through Work Sheets" for both months. It states that this new product has the lowest in-state rates and many existing "Execunet" customers migrated to this new tariff. The company's calculation with the "MCI One Advantage Rate" element added in is shown on the attached company schedules.

The "MCI One Advantage Rate" is not used to calculate the annual dollar reduction on either "Flow- Through Work Sheet."

As stated in the scope section of this audit, the company could not provide the data to support the estimated minutes of use used for the calculation of the reduction for "Vision" and "Vnet" Business Services requested. The company stated that flow through process had gone through numerous changes and that the employees who participated in the two flow through processes were no longer with the company. The process used today is different.

**OPINION:** The attached schedule shows that the estimated Minutes of Use compared with the actual would result in a smaller annual dollar reduction than calculated on the "Flow-Through Work Sheets. " The July 1998 amount is [REDACTED] and the October 1998 amount is [REDACTED] thus causing the customers to not get a pass through of these amounts.

The company schedules adding in the "MCI One Advantage Rate" show a higher rate reduction than required on the "Flow- Through Work Sheets." See the schedules attached to this Disclosure. Since the company said that it added the new product (MCI One Advantage Rate) in

CONFIDENTIAL

July 1998, it would seem that these rates were in effect before the October 1998 flow-through worksheet was submitted and further reductions to other rate elements would have to take place other than the "MCI One Advantage Rate" in order to pass through the access charge reduction.

CONFIDENTIAL

CONFIDENTIAL

COMPANY: MCI WORLDCOM  
TITLE: MOU's - Estimated vs. Actual  
PERIOD: JULY AND OCT 98  
DATE: OCTOBER 29, 1999  
AUDITOR: RKY

Rate Elements	JULY 98 Annual Intrastate Minutes of Use	Interexchange Carrier Rate Change	Annual Reduction	Annual Reduct Diff
Execunet Service InterLATA - Estimated	[REDACTED]	[REDACTED]	[REDACTED]	[REDACTED]
InterLATA-Actual(2)	[REDACTED]	[REDACTED]	[REDACTED]	[REDACTED]
Difference	[REDACTED]	[REDACTED]	[REDACTED]	[REDACTED]
Execunet Service IntraLATA - Estimated	[REDACTED]	[REDACTED]	[REDACTED]	[REDACTED]
IntraLATA-Actual(2)	[REDACTED]	[REDACTED]	[REDACTED]	[REDACTED]
Total Execunet Annual Reduction Difference (Effect of lowering annual reduction dollar amount)	[REDACTED]	[REDACTED]	[REDACTED]	[REDACTED]

Rate Elements	OCTOBER 98 Annual Intrastate Minutes of Use	Interexchange Carrier Rate Change	Annual Reduction	Annual Reduct Diff
Execunet Service InterLATA - Estimated	[REDACTED]	[REDACTED]	[REDACTED]	[REDACTED]
InterLATA-Annualized (1)	[REDACTED]	[REDACTED]	[REDACTED]	[REDACTED]
Difference	[REDACTED]	[REDACTED]	[REDACTED]	[REDACTED]
Execunet Service IntraLATA - Estimated	[REDACTED]	[REDACTED]	[REDACTED]	[REDACTED]
IntraLATA-Annualized(1)	[REDACTED]	[REDACTED]	[REDACTED]	[REDACTED]
Total Execunet Annual Reduction Difference - Oct 98 (Effect of lowering annual reduction dollar amount)	[REDACTED]	[REDACTED]	[REDACTED]	[REDACTED]

(1) 10/98 to 7/99 Annualized  
(2) 12 months end 6/1/99

CONFIDENTIAL

000020

7/98 FLORIDA FLOW THROUGH AUDIT

COMPANY PREPARED

**PER FLOW THROUGH WORKSHEET**

Rate Element      Annual  
Intrastate MOU's X IXC Rate Change = Annual Reduction

Consumer

Execunet Service

interLATA  
intraLATA

[REDACTED]	\$	[REDACTED]	\$	[REDACTED]
[REDACTED]	\$	[REDACTED]	\$	[REDACTED]

MCI One Savings

interLATA

[REDACTED]	\$	[REDACTED]	\$	[REDACTED]
------------	----	------------	----	------------

Small Business

Preferred

interLATA  
intraLATA

[REDACTED]	\$	[REDACTED]	\$	[REDACTED]
[REDACTED]	\$	[REDACTED]	\$	[REDACTED]

**TOTAL RATE REDUCTION**      \$      [REDACTED]

**PER ACTUALS**

Consumer

Execunet Service

interLATA  
intraLATA

[REDACTED]	\$	[REDACTED]	\$	[REDACTED]
[REDACTED]	\$	[REDACTED]	\$	[REDACTED]

MCI One Savings

interLATA

[REDACTED]	\$	[REDACTED]	\$	[REDACTED]
------------	----	------------	----	------------

Small Business

Preferred

interLATA  
intraLATA

[REDACTED]	\$	[REDACTED]	\$	[REDACTED]
[REDACTED]	\$	[REDACTED]	\$	[REDACTED]

\*\*\* MCI One Advantage \*\*\*

New Product Launched 7/98 w/Lowest Instate Rates; Rate Change vs. MCI One Savings  
(Minutes From Period 7/98-9/98 Shown Below, 10/98-Present Shown On 10/98 Audit)

interLATA (\$.10 flat)  
intraLATA (\$.05 flat)

[REDACTED]	\$	[REDACTED]	\$	[REDACTED]
[REDACTED]	\$	[REDACTED]	\$	[REDACTED]

**TOTAL RATE REDUCTION**      \$      [REDACTED]

CONFIDENTIAL

CONFIDENTIAL

12000



10/98 FLORIDA FLOW THROUGH AUDIT

**PER FLOW THROUGH WORKSHEET**

COMPANY PREPARED

Rate Element	Annual Intrastate MOU's X IXC Rate Change = Annual Reduction		
<b>Consumer</b>			
Execunet Service			
interLATA	\$ [REDACTED]	\$ [REDACTED]	[REDACTED]
intraLATA	\$ [REDACTED]	\$ [REDACTED]	[REDACTED]
MCI One Savings			
interLATA	\$ [REDACTED]	\$ [REDACTED]	[REDACTED]
<b>Small Business</b>			
Preferred			
interLATA	\$ [REDACTED]	\$ [REDACTED]	[REDACTED]
<b>TOTAL RATE REDUCTION</b>	<b>\$</b>	<b>\$</b>	<b>[REDACTED]</b>

**PER ACTUALS 10/98-7/99**

<b>Consumer</b>			
Execunet Service			
interLATA	\$ [REDACTED]	\$ [REDACTED]	[REDACTED]
intraLATA	\$ [REDACTED]	\$ [REDACTED]	[REDACTED]
MCI One Savings			
interLATA	\$ [REDACTED]	\$ [REDACTED]	[REDACTED]
<b>Small Business</b>			
Preferred			
interLATA	\$ [REDACTED]	\$ [REDACTED]	[REDACTED]
<b>*** MCI One Advantage ***</b> (New Product Launched 7/98 w/Lowest Instate Rates; Rate Change vs. MCI One Savings)			
interLATA (\$.10 flat)	\$ [REDACTED]	\$ [REDACTED]	[REDACTED]
intraLATA (\$.05 flat)	\$ [REDACTED]	\$ [REDACTED]	[REDACTED]
<b>TOTAL RATE REDUCTION</b>	<b>\$</b>	<b>\$</b>	<b>[REDACTED]</b>

**PER ACTUALS 10/98-7/99 ANNUALIZED**

<b>Consumer</b>			
Execunet Service			
interLATA	\$ [REDACTED]	\$ [REDACTED]	[REDACTED]
intraLATA	\$ [REDACTED]	\$ [REDACTED]	[REDACTED]
MCI One Savings			
interLATA	\$ [REDACTED]	\$ [REDACTED]	[REDACTED]
<b>Small Business</b>			
Preferred			
interLATA	\$ [REDACTED]	\$ [REDACTED]	[REDACTED]
<b>*** MCI One Advantage ***</b> (New Product Launched 7/98 w/Lowest Instate Rates; Rate Change vs. MCI One Savings)			
interLATA	\$ [REDACTED]	\$ [REDACTED]	[REDACTED]
intraLATA	\$ [REDACTED]	\$ [REDACTED]	[REDACTED]
<b>TOTAL RATE REDUCTION</b>	<b>\$</b>	<b>\$</b>	<b>[REDACTED]</b>

CONFIDENTIAL

CONFIDENTIAL

00022

# CONFIDENTIAL

## AUDIT DISCLOSURE 4

### SUBJECT: COMPARISON OF VNET BUSINESS SERVICE REDUCED TARIFFS

**STATEMENT OF FACTS:** The company reduced its "Vnet" Business Service tariff in both the July 1, 1998 reduction and the October 1, 1998 reduction to the customers. The attached schedules show the per minute rate for the Switched-Switched and the Dedicated-Switched interlata/intralata day and off-peak rates.

The attached analysis shows the amounts billed to the customer at one second increments from .3 seconds to 2 minutes.

The company supplied us with the percentage of calls two minutes or less for the 17 months ended December 1999. The average of these 17 months as calculated by the company is [REDACTED] of the calls are two minutes or less.

**OPINION:** The analysis of one second increments from .3 seconds to 2 minutes shows that because of rounding, the October 1, 1998 reduction for two minutes or less results in the same amount billed to the customer as the July 1, 1998 rates [REDACTED] analyzed. For these calls, it appears that the customer is not benefitting from the October 1, 1998 reduction.

CONFIDENTIAL

**COMPANY:** MCI WORLDCOM  
**TITLE:** COMPARISON OF JULY 1, 1998 REDUCTION TO  
 OCTOBER 1, 1998 REDUCTION FOR VNET BUSINESS  
 SERVICE.  
**PERIOD:** JULY 1, 1998 AND OCTOBER 1, 1998  
**DATE:** DECEMBER 12, 1999  
**AUDITOR:** RKY

SWITCHED TO SWITCHED TARIFF FOR VNET  
 INCLUDES CALLING CARDS

<u>July 1, 1998</u>				<u>Oct 1, 1998</u>			
No. of Minutes	Tariff		Amount	No. of Minutes	Tariff		Amount
	InterLata/ Off-Peak*	Amount			InterLata/ Off-Peak*	Amount	
0.3	0.1892	0.06		0.3	0.1834	0.06	0.00
0.4	0.1892	0.08		0.4	0.1834	0.07	(0.01)
0.5	0.1892	0.09		0.5	0.1834	0.09	0.00
0.6	0.1892	0.11		0.6	0.1834	0.11	0.00
0.7	0.1892	0.13		0.7	0.1834	0.13	0.00
0.8	0.1892	0.15		0.8	0.1834	0.15	0.00
0.9	0.1892	0.17		0.9	0.1834	0.17	0.00
1	0.1892	0.19		1	0.1834	0.18	(0.01)
1.1	0.1892	0.21		1.1	0.1834	0.20	(0.01)
1.2	0.1892	0.23		1.2	0.1834	0.22	(0.01)
1.3	0.1892	0.25		1.3	0.1834	0.24	(0.01)
1.4	0.1892	0.26		1.4	0.1834	0.26	0.00
1.5	0.1892	0.28		1.5	0.1834	0.28	0.00
1.6	0.1892	0.30		1.6	0.1834	0.29	(0.01)
1.7	0.1892	0.32		1.7	0.1834	0.31	(0.01)
1.8	0.1892	0.34		1.8	0.1834	0.33	(0.01)
1.9	0.1892	0.36		1.9	0.1834	0.35	(0.01)
2	0.1892	0.38		2	0.1834	0.37	(0.01)

No. Of Minutes	Tariff		Amount	No. Of Minutes	Tariff		Amount
	IntraLata/ Off-peak*	Amount			IntraLata/ Off-peak*	Amount	
0.3	0.1535	0.05		0.3	0.1493	0.04	(0.01)
0.4	0.1535	0.06		0.4	0.1493	0.06	0.00
0.5	0.1535	0.08		0.5	0.1493	0.07	(0.01)
0.6	0.1535	0.09		0.6	0.1493	0.09	0.00
0.7	0.1535	0.11		0.7	0.1493	0.10	(0.01)
0.8	0.1535	0.12		0.8	0.1493	0.12	0.00
0.9	0.1535	0.14		0.9	0.1493	0.13	(0.01)
1	0.1535	0.15		1	0.1493	0.15	0.00
1.1	0.1535	0.17		1.1	0.1493	0.16	(0.01)
1.2	0.1535	0.18		1.2	0.1493	0.18	0.00
1.3	0.1535	0.20		1.3	0.1493	0.19	(0.01)
1.4	0.1535	0.21		1.4	0.1493	0.21	0.00
1.5	0.1535	0.23		1.5	0.1493	0.22	(0.01)
1.6	0.1535	0.25		1.6	0.1493	0.24	(0.01)
1.7	0.1535	0.26		1.7	0.1493	0.25	(0.01)
1.8	0.1535	0.28		1.8	0.1493	0.27	(0.01)
1.9	0.1535	0.29		1.9	0.1493	0.28	(0.01)
2	0.1535	0.31		2	0.1493	0.30	(0.01)

\* Blended tariff rate calculated by the company based on the tariff filed with the Commission

**COMPANY:** MCI WORLDCOM  
**TITLE:** COMPARISON OF JULY 1, 1998 REDUCTION TO OCTOBER 1, 1998 REDUCTION FOR VNET BUSINESS SERVICE.  
**PERIOD:** JULY 1, 1998 AND OCTOBER 1, 1998  
**DATE:** DECEMBER 12, 1999  
**AUDITOR:** RKY

SWITCHED TO SWITCHED TARIFF FOR VNET  
 INCLUDES CALLING CARDS

<u>July 1, 1998</u>			<u>Oct 1, 1998</u>			Difference
No. of Minutes	Tariff InterLata/ Day*	Amount	No. of Minutes	Tariff InterLata/ Day*	Amount	
0.3	0.2154	0.06	0.3	0.2086	0.06	0.00
0.4	0.2154	0.09	0.4	0.2086	0.08	0.00
0.5	0.2154	0.11	0.5	0.2086	0.10	0.00
0.6	0.2154	0.13	0.6	0.2086	0.13	0.00
0.7	0.2154	0.15	0.7	0.2086	0.15	0.00
0.8	0.2154	0.17	0.8	0.2086	0.17	0.00
0.9	0.2154	0.19	0.9	0.2086	0.19	0.00
1	0.2154	0.22	1	0.2086	0.21	(0.01)
1.1	0.2154	0.24	1.1	0.2086	0.23	(0.01)
1.2	0.2154	0.26	1.2	0.2086	0.25	(0.01)
1.3	0.2154	0.28	1.3	0.2086	0.27	(0.01)
1.4	0.2154	0.30	1.4	0.2086	0.29	(0.01)
1.5	0.2154	0.32	1.5	0.2086	0.31	(0.01)
1.6	0.2154	0.34	1.6	0.2086	0.33	(0.01)
1.7	0.2154	0.37	1.7	0.2086	0.35	(0.01)
1.8	0.2154	0.39	1.8	0.2086	0.38	(0.01)
1.9	0.2154	0.41	1.9	0.2086	0.40	(0.01)
2	0.2154	0.43	2	0.2086	0.42	(0.01)

No. of Minutes	Tariff IntraLata/ Day*	Amount	No. of Minutes	Tariff IntraLata/ Day*	Amount	Difference
0.3	0.1683	0.05	0.3	0.1631	0.05	0.00
0.4	0.1683	0.07	0.4	0.1631	0.07	0.00
0.5	0.1683	0.08	0.5	0.1631	0.08	0.00
0.6	0.1683	0.10	0.6	0.1631	0.10	0.00
0.7	0.1683	0.12	0.7	0.1631	0.11	0.00
0.8	0.1683	0.13	0.8	0.1631	0.13	0.00
0.9	0.1683	0.15	0.9	0.1631	0.15	0.00
1	0.1683	0.17	1	0.1631	0.16	(0.01)
1.1	0.1683	0.19	1.1	0.1631	0.18	(0.01)
1.2	0.1683	0.20	1.2	0.1631	0.20	0.00
1.3	0.1683	0.22	1.3	0.1631	0.21	(0.01)
1.4	0.1683	0.24	1.4	0.1631	0.23	(0.01)
1.5	0.1683	0.25	1.5	0.1631	0.24	(0.01)
1.6	0.1683	0.27	1.6	0.1631	0.26	(0.01)
1.7	0.1683	0.29	1.7	0.1631	0.28	(0.01)
1.8	0.1683	0.30	1.8	0.1631	0.29	(0.01)
1.9	0.1683	0.32	1.9	0.1631	0.31	(0.01)
2	0.1683	0.34	2	0.1631	0.33	(0.01)

\* Blended tariff rate calculated by the company based on the tariff filed with the Commission.

COMPANY: MCI WORLDCOM  
 TITLE: COMPARISON OF JULY 1, 1998 REDUCTION TO  
 OCTOBER 1, 1998 REDUCTION FOR VNET BUSINESS  
 SERVICE.  
 PERIOD: JULY 1, 1998 AND OCTOBER 1, 1998  
 DATE: DECEMBER 12, 1999  
 AUDITOR: RKY

**SWITCHED - DEDICATED TARIFF FOR VNET**

July 1, 1998			Oct 1, 1998			Difference
No. of Minutes	Tariff InterLata/ Day*	Amount	No. of Minutes	Tariff InterLata/ Day*	Amount	
0.3	0.1463	0.04	0.3	0.1417	0.04	0.00
0.4	0.1463	0.06	0.4	0.1417	0.06	0.00
0.5	0.1463	0.07	0.5	0.1417	0.07	0.00
0.6	0.1463	0.09	0.6	0.1417	0.09	0.00
0.7	0.1463	0.10	0.7	0.1417	0.10	0.00
0.8	0.1463	0.12	0.8	0.1417	0.11	(0.01)
0.9	0.1463	0.13	0.9	0.1417	0.13	0.00
1	0.1463	0.15	1	0.1417	0.14	(0.01)
1.1	0.1463	0.16	1.1	0.1417	0.16	0.00
1.2	0.1463	0.18	1.2	0.1417	0.17	(0.01)
1.3	0.1463	0.19	1.3	0.1417	0.18	(0.01)
1.4	0.1463	0.20	1.4	0.1417	0.20	0.00
1.5	0.1463	0.22	1.5	0.1417	0.21	(0.01)
1.6	0.1463	0.23	1.6	0.1417	0.23	0.00
1.7	0.1463	0.25	1.7	0.1417	0.24	(0.01)
1.8	0.1463	0.26	1.8	0.1417	0.26	0.00
1.9	0.1463	0.28	1.9	0.1417	0.27	(0.01)
2	0.1463	0.29	2	0.1417	0.28	(0.01)

**SWITCHED - DEDICATED TARIFF FOR VNET**

July 1, 1998			Oct 1, 1998			Difference
No. of Minutes	Tariff IntraLata/ Day*	Amount	No. of Minutes	Tariff IntraLata/ Day*	Amount	
0.3	0.1479	0.04	0.3	0.1436	0.04	0.00
0.4	0.1479	0.06	0.4	0.1436	0.06	0.00
0.5	0.1479	0.07	0.5	0.1436	0.07	0.00
0.6	0.1479	0.09	0.6	0.1436	0.09	0.00
0.7	0.1479	0.10	0.7	0.1436	0.10	0.00
0.8	0.1479	0.12	0.8	0.1436	0.11	(0.01)
0.9	0.1479	0.13	0.9	0.1436	0.13	0.00
1	0.1479	0.15	1	0.1436	0.14	(0.01)
1.1	0.1479	0.16	1.1	0.1436	0.16	0.00
1.2	0.1479	0.18	1.2	0.1436	0.17	(0.01)
1.3	0.1479	0.19	1.3	0.1436	0.19	0.00
1.4	0.1479	0.21	1.4	0.1436	0.20	(0.01)
1.5	0.1479	0.22	1.5	0.1436	0.22	0.00
1.6	0.1479	0.24	1.6	0.1436	0.23	(0.01)
1.7	0.1479	0.25	1.7	0.1436	0.24	(0.01)
1.8	0.1479	0.27	1.8	0.1436	0.26	(0.01)
1.9	0.1479	0.28	1.9	0.1436	0.27	(0.01)
2	0.1479	0.30	2	0.1436	0.29	(0.01)

\*Blended tariff rate calculated by the company based on the tariff filed with the Commission.

**COMPANY:** MCI WORLDCOM  
**TITLE:** COMPARISON OF JULY 1, 1998 REDUCTION TO OCTOBER 1, 1998 REDUCTION FOR VNET BUSINESS SERVICE.  
**PERIOD:** JULY 1, 1998 AND OCTOBER 1, 1998  
**DATE:** DECEMBER 12, 1999  
**AUDITOR:** RKY

**SWITCHED - DEDICATED TARIFF FOR VNET**

<u>July 1, 1998</u>			<u>Oct 1, 1998</u>			
No. of Minutes	Tariff InterLata/ Off-Peak*	Amount	No. of Minutes	Tariff InterLata/ Off-Peak*	Amount	
0.3	0.1150	0.03	0.3	0.1116	0.03	0.00
0.4	0.1150	0.05	0.4	0.1116	0.04	(0.01)
0.5	0.1150	0.06	0.5	0.1116	0.06	0.00
0.6	0.1150	0.07	0.6	0.1116	0.07	0.00
0.7	0.1150	0.08	0.7	0.1116	0.08	0.00
0.8	0.1150	0.09	0.8	0.1116	0.09	0.00
0.9	0.1150	0.10	0.9	0.1116	0.10	0.00
1	0.1150	0.12	1	0.1116	0.11	(0.01)
1.1	0.1150	0.13	1.1	0.1116	0.12	(0.01)
1.2	0.1150	0.14	1.2	0.1116	0.13	(0.01)
1.3	0.1150	0.15	1.3	0.1116	0.15	0.00
1.4	0.1150	0.16	1.4	0.1116	0.16	0.00
1.5	0.1150	0.17	1.5	0.1116	0.17	0.00
1.6	0.1150	0.18	1.6	0.1116	0.18	0.00
1.7	0.1150	0.20	1.7	0.1116	0.19	(0.01)
1.8	0.1150	0.21	1.8	0.1116	0.20	(0.01)
1.9	0.1150	0.22	1.9	0.1116	0.21	(0.01)
2	0.1150	0.23	2	0.1116	0.22	(0.01)

**SWITCHED - DEDICATED TARIFF FOR VNET**

<u>July 1, 1998</u>			<u>Oct 1, 1998</u>			
No. Of Minutes	Tariff IntraLata/ Off-peak*	Amount	No. Of Minutes	Tariff IntraLata/ Off-peak*	Amount	
0.3	0.1163	0.03	0.3	0.1126	0.03	0.00
0.4	0.1163	0.05	0.4	0.1126	0.05	0.00
0.5	0.1163	0.06	0.5	0.1126	0.06	0.00
0.6	0.1163	0.07	0.6	0.1126	0.07	0.00
0.7	0.1163	0.08	0.7	0.1126	0.08	0.00
0.8	0.1163	0.09	0.8	0.1126	0.09	0.00
0.9	0.1163	0.10	0.9	0.1126	0.10	0.00
1	0.1163	0.12	1	0.1126	0.11	(0.01)
1.1	0.1163	0.13	1.1	0.1126	0.12	(0.01)
1.2	0.1163	0.14	1.2	0.1126	0.14	0.00
1.3	0.1163	0.15	1.3	0.1126	0.15	0.00
1.4	0.1163	0.16	1.4	0.1126	0.16	0.00
1.5	0.1163	0.17	1.5	0.1126	0.17	0.00
1.6	0.1163	0.19	1.6	0.1126	0.18	(0.01)
1.7	0.1163	0.20	1.7	0.1126	0.19	(0.01)
1.8	0.1163	0.21	1.8	0.1126	0.20	(0.01)
1.9	0.1163	0.22	1.9	0.1126	0.21	(0.01)
2	0.1163	0.23	2	0.1126	0.23	0.00

\*Blended tariff rate calculated by the company based on the tariff filed with the Commission.

**AUDIT DISCLOSURE 5**

**SUBJECT: VNET BUSINESS SERVICE SAMPLE**

**STATEMENT OF FACTS:** A judgmental sample of 42 "Vnet" Business Service invoices were selected and recalculated to determine if the company was following its tariff reductions.

Eight invoices did not compute when calculating the minutes times the tariff.

The company stated that these eight invoices were Special Contract Arrangement "Vnet" accounts. Company personnel stated that there were special discounts that were included in the rate prior to the billing and would not compute. A letter from the company, which follows, states that its authority was Florida Rule 25-24.485(I)(a). The company interpretation of this rule is that this allows "...interexchange carriers to offer contract services without having to disclose the usage rates in the tariff."

Even though these accounts were included in the population we requested for the "Vnet" sample, the company stated that the estimated minutes of use for these accounts were not included when calculating the Vnet reduction on the Interexchange Flow Through Worksheet.

12/29/99 WED 17:14 FAX 770 284 5533

MCI WORLDCOM REG AFFAIRS

002

  
December 29, 1999

Law & Public Policy  
Six Concourse Parkway  
Suite 3200  
Atlanta, GA 30328

Ruth Young  
Miami District Office  
Florida Public Service Commission  
3625 NW 82 Avenue, Suite 400  
Miami, FL 33166-7602


RE: Vnet Response

Dear Ms. Young:

Per our phone conversation following please find two tariff sheets referencing Special Customer Arrangements and Special Service Arrangements. You will note that Sheet 28.1.0.2 indicates that the rates and terms and conditions for these special contracts will be tariffed. However, several years ago the commission revised this requirement allowing interexchange carriers to offer contract services without having to disclose the usage rates in the tariff. I have included a copy of the FL rules referencing this matter [Rule 25-24.485(1)(a)].

Should you require additional information, please feel free to contact me at 800-759-3813.

Sincerely,

  
Julie L. Davis

000000



12/29/89 WED 17:14 FAX 770 284 5533

MCI WORLDCOM REG AFFAIRS

003

MCI TELECOMMUNICATIONS CORPORATION

F.P.S.C. TARIFF NO. 2  
1ST REVISED SHEET 18  
CANCELS ORIGINAL SHEET 18

SECTION 2 - RULES AND REGULATIONS

2.16 SPECIAL CUSTOMER ARRANGEMENTS

- 2.16.1 In cases where a customer requests special arrangements which may include engineering, installation, construction, facilities, assembly, purchase or lease of facilities, and/or other special services not offered under this tariff, MCI, at its option, will provide the requested services. Appropriate recurring and/or non-recurring charges will be developed accordingly.

---

ISSUED: January 30, 1990

EFFECTIVE: MAR 01 1990

by:

Liz Whitley  
Manager, Rates and Tariffs  
400 Perimeter Center  
Atlanta, Georgia 30346

000030

MCI TELECOMMUNICATIONS CORPORATION

F.P.S.C. TARIFF NO. 2  
1ST REVISED SHEET 28.1.0.2  
CANCELS ORIGINAL SHEET 28.1.0.2

SECTION 4 - RATES

4.5 SPECIAL SERVICE ARRANGEMENTS

Upon appropriate circumstances, the Company may enter into Special Service Arrangements furnished in lieu of existing tariff offerings. All rates and charges for specific service(s) provided will be negotiated on an individual case basis. In such circumstances, the rates, terms and conditions applicable to such special contractual offerings will be specified below, with cross-reference to the particular contract involved.

4.5.1 University of Florida

- A. This tariff offering is a Special Service Arrangement (SSA) for Vnet Service and University Calling Card Service being provided to the University of Florida in response to the Request for Proposal No. 93P93.
- B. The Vnet Service being provided under this Special Service Arrangement is described in Section 3.5.9 of this tariff.
- C. The University Calling Card Service is a customized Calling Card Service which is offered to the University of Florida pursuant to the terms and conditions contained in the MCI Response. The service is a one-way, dial-in-dial-out multipoint service. Subscribers can originate calls from any tone-dial phone via an "800" number.

Regulations

The General Conditions, Specifications and Special Requirements of the Request for Proposal No. 93P93 shall be considered as part of this Special Service Arrangement.

Rates and Charges

A. Vnet Service

<u>BUSINESS DAY</u>	<u>EVENING</u>	<u>NIGHT/WEKEND</u>
\$ .1080	\$ .0756	\$ .0756

B. University Calling Card Service

<u>BUSINESS DAY</u>	<u>EVENING</u>	<u>NIGHT/WEKEND</u>
\$ .1583	\$ .1413	\$ .1413

CERTAIN MATERIAL LOCATED ON THIS SHEET WAS PREVIOUSLY FOUND ON SHEET 28.1.0.4.

ISSUED: June 28, 1996

EFFECTIVE: July 1, 1996

by:

Julie L. Davis  
Manager, Rates and Tariffs  
780 Johnson Ferry Road  
Suite 700  
Atlanta, Georgia 30342

000031

**Supp. No. 185 TELEPHONE COMPANIES CHAPTER 25-24**

25-4.077 Metering and Recording All  
 Equipment  
 25-4.160 Operation of Subsection (1)  
 Telecommunications  
 Relay Service

(2) A company may act as an agent of the customer in obtaining service from the local exchange company, provided the local exchange company bills the customer directly for the service rendered.

Specific Authority: 350.127(2), F.S.

Law Implemented: 364.01(4), 364.07, 364.17, 364.14, 364.15, 364.16, 364.185, 364.19, 364.30, 364.337, 364.3375, 364.345, 364.386, 427.704, F.S.

History--New 2/23/87, Amended 6/24/80, 9/16/82, 2/3/93, 3/13/96, 02/01/99.

**25-24.480 Records & Reports; Rules Incorporated.**

(1) The following rules are incorporated herein by reference and apply to interexchange companies. In these rules, the word "local" should be omitted or interpreted as "toll", as they shall apply only to interexchange and not local service.

SECTION	TITLE	PORTIONS NOT APPLICABLE
25-4.019	Records and Reports in General	None
25-4.020	Location and Preservation of Records	Subsections (1), (3)
25-4.023	Report of Interruptions	Subsection (1)
25-4.043	Inquiries	None
25-4.0161	Regulatory Assessment Fees	None
25-4.079	Hearing/Speech Impaired Persons	Subsections (1), (2), (3), and (5)
25-4.115	Directory Assistance	Subsections (1), (2)

(2) Each company shall file updated information for the following items with the Division of Telecommunications and the Division of Records and Reporting within 10 days after such changes occur.

(a) The address of the certificate holder's main corporate and Florida offices (if any) including street name and address and post office box, city, state and zip code.

(b) Telephone number, name, and address of the individual who is to serve as primary liaison with the Commission in regards to the ongoing Florida operations of the certificated company.

Specific Authority 350.127(2) FS.

Law Implemented 350.113, 350.115, 350.117, 364.17, 364.18, 364.185, 364.337 FS.

History--New 2-23-87, Amended 4-5-88, 7-11-88, 6-3-90, 10-25-90, 11-20-91, 12-29-91, 12-22-92, 12-27-94, 3-13-96, 10-1-96.

**25-24.485 Tariffs.**

All tariffs must be filed with the Commission, using the following guidelines, before becoming effective.

(1) General.

(a) Each company shall maintain on file with the Commission tariffs which set forth all of the rates and charges for customer services, the different services available to subscribers and the conditions and circumstances under which service will be furnished. Interexchange carriers are authorized to provide services to other certificated telephone companies by individually negotiated contract rates in addition to filing and providing those services to end users pursuant to tariffs. When an interexchange carrier chooses to utilize such

Supp. No. 185TELEPHONE COMPANIESCHAPTER 25-24

individually negotiated contract rates for services to other certificated telephone companies, and in any other instances in which the Commission has authorized contract rates for specific offerings, the conditions under which such contracts may be offered shall be clearly stated in the company's tariff but the contracts themselves need not be part of the tariff. The contracts must, however, be available for Commission review. The tariff shall not include charges for customer premises equipment.

(b) Each company shall provide support to accompany any proposed changes as outlined in subsection (4).

(c) The tariff will be Florida-specific and all rates, charges, and service descriptions shall be for intrastate usage, unless interstate rates are necessary to compute the intrastate portion of a customer's monthly bill; then, the interstate rates, charges, and service descriptions shall also be quoted in the tariff to the extent necessary to compute the intrastate portion of a customer's bill.

(d) The tariff must be clearly expressed in simple words, sentences and paragraphs. It must avoid unnecessarily long, complicated or obscure phrases or acronyms so that the customer will understand that for which he is contracting.

(e) The tariff shall be written in a manner such that service will be provided on a non-discriminatory basis. No public statement of service quality, rates, or service offerings or billings should be misleading or differ from those stated in the tariff.

(f) A printed notice shall be kept posted by each company in a public and conspicuous place in each office where application for service may be made stating that its tariff and standard contract and agreement forms are on file at that office and are open to examination by any person. The company will also make available a list of the exchanges it serves.

(g) All proposed changes to the existing tariff shall be directed to the Director of the Division of Telecommunications, Florida Public Service Commission, 2540 Shumard Oak Boulevard, Tallahassee, FL 32399-0866. A filing must be received by the Division of Telecommunications before 5:00 p.m. of a normal Commission workday in order for it to be "filed" on that day.

(h) All tariff changes shall be submitted to the Commission in quadruplicate in the form prescribed herein. After the effective date, one copy stamped "received" will be returned to the company, which shall be the notice to the company that the filing has been received and is on file. If acknowledgement of the filing at the time of receipt is desired, the letter of transmittal shall be sent in duplicate with a request that the duplicate be returned.

(i) Companies shall charge only the rates contained in their tariff. If a company desires to charge rates or charges at a lower level than is contained in an existing tariff and wishes to charge those lower rates only temporarily and afterwards return to the existing tariff level, it may, instead of filing two tariff revisions to decrease and then later increase the rate, file a single tariff change reflecting the conditions of the temporary tariff change. Such tariff provision shall include the heading "Promotion," and shall state the specific tariff charges to be reduced, the temporary level of charges, a description of the customers who would be eligible for the decrease, the conditions under which customers would receive a decrease, and the beginning and ending dates of the reduction. The tariff page(s) describing the terms and rates of the temporary reduction shall immediately precede the permanent tariff pages for the service in the same section of the tariff.

(j) The requirements of the following subsections shall apply on a prospective basis from the effective date of this rule. Existing tariffs on the effective date of this rule need not be amended to comply with the following except upon Commission staff request.

(2) Effective Date.

**III. EXHIBITS**

Name of IXC:

MCI Telecommunications

FL 7-98

	<u>LEC</u>	<u>Rate Change</u>	X	<u>Study Period #</u> <u>Intrastate Minutes</u> <u>(MOUS)</u>	<u>Monthly SW Access</u> <u>Savings</u>	<u>Annual SW Access</u> <u>Savings</u>
1. GTE						
Orig CCL		\$0.0022555	X	[REDACTED]	[REDACTED] \$	[REDACTED]
2. Term CCL		\$0.0034969	X	[REDACTED]	[REDACTED] \$	[REDACTED]
3. Sprint	\$	0.00295	X	[REDACTED]	[REDACTED] \$	[REDACTED]
4. Total Switched Access Savings (Sum lines 1-3)					[REDACTED] \$	[REDACTED]
5. Statewide intrastate long distance study period billable revenue					\$ [REDACTED]	
6. Required % reduction in IXC's FL intrastate long distance rates (line 4/line 5)					[REDACTED]	

<u>Rate Element</u>	<u>Annual Intrastate MOUs</u>	X	<u>IXC Rate Change</u>	<u>Annual Reduction</u>
---------------------	-------------------------------	---	------------------------	-------------------------

Consumer

Execunet Service				
interLATA	[REDACTED]	X	[REDACTED]	[REDACTED]
intraLATA	[REDACTED]	X	[REDACTED]	[REDACTED]
MCI One Savings				
interLATA	[REDACTED]	X	[REDACTED]	[REDACTED]

Small Business

Preferred				
interLATA	[REDACTED]	X	[REDACTED]	[REDACTED]
intraLATA	[REDACTED]	X	[REDACTED]	[REDACTED]

Business Markets

Vision				
interLATA	[REDACTED]	X	[REDACTED]	[REDACTED]
intraLATA	[REDACTED]	X	[REDACTED]	[REDACTED]
Vnet				
interLATA	[REDACTED]	X	[REDACTED]	[REDACTED]
intraLATA	[REDACTED]	X	[REDACTED]	[REDACTED]
800 Service				
interLATA	[REDACTED]	X	[REDACTED]	[REDACTED]
intraLATA	[REDACTED]	X	[REDACTED]	[REDACTED]

Total

000005

**CONFIDENTIAL**

Percentage Reduction of IntraLATA Toll Rates

	<u>Total</u>	
a. Total IntraLATA Dollar Reduction*	= \$	[REDACTED]
b. Total IntraLATA Revenue*	= \$	[REDACTED]
c. Percent Reduction (line a/line b)	=	[REDACTED]
LEC Percentage Switched Access Reduction (comes from IXC Flow-Through Worksheet, Line 6)	=	[REDACTED]

NOTE: Line 1c must be no greater than Line 2.

Determination of Residence & Business Calculation

Mass Markets - Residential & Small Business Services

Description of how dollars calculated (e.g., rate elements included, etc.)

For total intraLATA dollar reduction, see IXC Flow Through Worksheet . These calculations include MOUs multiplied by the average change in the rate to obtain the total dollar reduction

For Total intraLATA revenue the MOUs were multiplied by the new intraLATA tariffed rate.

Business Markets - Business Services

Description of how dollars calculated (e.g., rate elements included, etc.)

For total intraLATA dollar reduction, see IXC Flow Through Worksheet . These calculations include MOUs multiplied by the average change in the rate to obtain the total dollar reduction

For Total intraLATA revenue the MOUs were multiplied by the new intraLATA tariffed rate.

Each business units' (i.e., Residential, Small Business, and Business Markets) portion of the total reduction is calculated on a pro rata basis using the percentage of revenues for each business unit for the study period.

Business Markets	\$	[REDACTED]	
Small Business	\$	[REDACTED]	
Residential	\$	[REDACTED]	
Total Study Period			
Revenues	\$	[REDACTED]	100.00%

IXC Flow Through Summary

Annualized Effect* of Flow Through to Residential Rates	=	\$	[REDACTED]
Annualized Effect* of Flow Through to Business Rates	=	\$	[REDACTED]
Total Annualized Flow Through* (line 1 + line 2)	=	\$	[REDACTED]

\*see IXC Flow Through Worksheet

Name of IXC:  
Study Period:

MCI Telecommunications  
June, 1998

FL 10-98

**CONFIDENTIAL**

LEC	Rate Change	X	Study Period # Intrastate Minutes (MOUS)	Monthly SW Access Savings	Annual SW Access Savings
1. GTE					
Orig CCL		X		\$	
2. Term CCL		X		\$	
3. Sprint	\$	X		\$	
4. Total Switched Access Savings (Sum lines 1-3)				\$	
5. Statewide intrastate long distance study period billable revenue				\$	
6. Required % reduction in IXC's FL intrastate long distance rates (line 4/line 5)					

Rate Element	Annual Intrastate MOUs X	IXC Rate Change	Annual Reduction
<u>Consumer</u>			
Execunet Service			
interLATA	X	=	
intraLATA	X	=	
MCI One Savings			
interLATA	X	=	
<u>Small Business</u>			
Preferred			
interLATA			
<u>Business Markets</u>			
Vision			
interLATA	X	=	
intraLATA	X	=	
Vnet			
interLATA	X	=	
intraLATA	X	=	
800 Service			
interLATA	X	=	
intraLATA	X	=	
networkMCI One			
interLATA	X	=	
intraLATA	X	=	

Total

000007



**CONFIDENTIAL**

Percentage Reduction of IntraLATA Toll Rates

		<u>Total</u>	
a. Total IntraLATA Dollar Reduction*	=	\$	[REDACTED]
b. Total IntraLATA Revenue*	=	\$	[REDACTED]
c. Percent Reduction (line a/line b)	=		[REDACTED]
2. LEC Percentage Switched Access Reduction (comes from IXC Flow-Through Worksheet, Line 6)	=		[REDACTED]

NOTE: Line 1c must be no greater than Line 2.

Determination of Residence & Business Calculation

Mass Markets - Residential & Small Business Services

Description of how dollars calculated (e.g., rate elements included, etc.)

For total intraLATA dollar reduction, see IXC Flow Through Worksheet . These calculations include MOUs multiplied by the average change in the rate to obtain the total dollar reduction

For Total intraLATA revenue the MOUs were multiplied by the new intraLATA tariffed rate.

Business Markets - Business Services

Description of how dollars calculated (e.g., rate elements included, etc.)

For total intraLATA dollar reduction, see IXC Flow Through Worksheet . These calculations include MOUs multiplied by the average change in the rate to obtain the total dollar reduction

For Total intraLATA revenue the MOUs were multiplied by the new intraLATA tariffed rate.

Each business units' (i.e., Residential, Small Business, and Business Markets) portion of the total reduction is calculated on a pro rata basis using the percentage of revenues for each business unit for the study period.

Business Markets	\$	[REDACTED]	
Small Business	\$	[REDACTED]	
Residential	\$	[REDACTED]	
<b>Total Study Period</b>			
Revenues	\$	[REDACTED]	100.00%

IXC Flow Through Summary

1. Annualized Effect* of Flow Through to Residential Rates	=	\$	[REDACTED]
2. Annualized Effect* of Flow Through to Business Rates	=	\$	[REDACTED]
3. Total Annualized Flow Through* (line 1 + line 2)	=	\$	[REDACTED]

\*see IXC Flow Through Worksheet

830000

December 17, 1999

Law & Public Policy  
Six Concourse Parkway  
Suite 3200  
Atlanta, GA 30328

Ruth Young  
Miami District Office  
Florida Public Service Commission  
3625 NW 82 Avenue, Suite 400  
Miami, FL 33166-7602

RE: Letter of December 10, 1999 concerning IXC Flow Through Worksheet  
Audits of MCI WorldCom and WorldCom Technologies

Dear Ms. Young:

Per the above mentioned letter the following responses are being provided.

*See (57.1) / 7*  
MCI WorldCom

1. Answer to request No. 13.

Note A – Account [REDACTED]

The calls in question on April 3, 17, and 24 were listed on the customer's invoice as being 3 minutes in duration and billed at \$.75. Your notes indicate these calls are intraLATA and should have been billed at \$.12 per minute resulting in a charge of \$.36. Our research indicates that all three calls are interLATA and were therefore billed correctly at \$.75 each. The April 3 and April 24 calls originated from NPA-NXX 904-503 [LATA 456] and terminated at 904-705 [LATA 452] (see Exhibit A). The April 17 call originated from 904-503 [LATA 456] and terminated at 904-277 [LATA 452] (see Exhibit B).

Notes B and C – Account [REDACTED]


The calls in question are:

April 19, 1998 a one minute call from 352-978 [LATA 454] to 352-748 [LATA 454]; May 10, 1999 a one minute call from 352-978 [LATA 454] to 352-748 [LATA 454]; and May 14, 1999 a 3 minute call from 352-978 [LATA 454] to 352-307 [LATA 454]. According to the customer's invoice these are interLATA calls. As you can see in Exhibit C, my initial research agrees with your note indicating these are intraLATA calls. However, also included in Exhibit C is an email containing a print screen from OCIS [On-line Customer Information Service]. This screen indicates

**CONFIDENTIAL**

000039

5-3pi



Letter to Ms. Young  
December 17, 1999  
Page 2

that this ANI is cellular. Cellular service is not regulated and cellular rates are not required to be tarified.

Note D and E – Account [REDACTED]

The calls in question are a 21 minute call which originated at 6:58 p.m. on March 12, 1998 and billed \$3.54 and a 12 minute call which originated at 6:55 pm on April 26, 1999 and billed \$2.16. These calls are designated as "Day" [i.e., Peak] calls on the invoice. This designation is determined from the origination time of the call. However, the day period ends at 7:00 pm. In cases such as this when a call crosses time of day boundaries, the call is rated by designating the appropriate per minute rate to those minutes falling into the peak and off-peak categories respectively. To illustrate I have outlined the calculations for the two calls in question below.

March 12, 1998 call

6:58 – 6:59 = 2 minutes x \$.25 = \$.50  
7:00 – 7:18 = 19 minutes x \$.16 = \$3.04  
Total call = 21 minutes = \$3.54

April 26, 1999 call

6:55 – 6:59 = 5 minutes x \$.25 = \$1.25  
7:00 – 7:06 = 7 minutes x \$.13 = \$0.91  
Total call = 12 minutes = \$2.16

In addition, Exhibit D indicates that these calls were properly charged the interLATA usage rates.

2. Answer to Request No. 14


1. Account No. [REDACTED]

I have relayed this information to our billing audit group and should have a response by December 23, 1999.

**CONFIDENTIAL**

5-3p2 000040

See  
57-2  
3



Letter to Ms. Young  
December 17, 1999

card charges, I have relayed this information to our billing audit group and should have a response by December 23, 1999.

9. Account [REDACTED]  
10/98 - invoice included as Exhibit G

12/98 - I have relayed this information to our billing audit group and should have a response by December 23, 1999.

10. Account [REDACTED]

These invoices were not included in the original package as they have no Florida usage for the months of October and December.

WorldCom Technologies

1. Request No. 11

The World One invoices are being shipped via overnight mail from Chris Pace in Clinton, MS. You should receive these on 12/20/99.

2. Requests 10 and 12

This information will be provided the week of 12/20/99. I would like to arrange a conference call with our internal subject matter experts to go over this information and answer any questions you may have. Please contact me with your schedule.

3. Classic

See Exhibit H

The information in Exhibits E through H contains some confidential information as defined in 364.183, 366.093, or 367.156 F.S. MCI WorldCom appreciates your handling this matter as confidential.

Please feel free to contact me with any questions or concerns regarding this information.


Sincerely,

*Julie L. Davis*  
Julie L. Davis  
Regulatory Manager

**CONFIDENTIAL**

5-3p3

000041





REQUEST NO. 3

RE: ANNUAL INTRASTATE MOUS FOR 7-98 AND 10-98

A. For Execunet service, how did you determine the annual MOU amounts on the IXC flow through worksheets? Provide documentation in addition to the memo previously provided. For example, from what accounting system were these MOUs obtained, provide copies of reports backing up the totals.

B. The documentation provided for Business Markets for VNET in total does not agree with staff calculation. See attached Schedule A for 7-98 and B for 10-98. Please explain the differences.

C. For VNet, please explain how you came up with the annual minutes on the documentation provided. Provide explanation of how you determined the annual minutes and documentation from the company's records.

D. For Vision, please provide the % used for inter and intra lata so that we may determine the total minutes of use from the back up provided, as we discussed before.

E. Also, for Vision, explain how you came up with the annual minutes on the documentation provided. Provide explanation of how you determined the annual minutes and documentation from the company's records.

10-3p2

**CONFIDENTIAL** C00044

FLORIDA PUBLIC SERVICE COMMISSION  
AUDIT DOCUMENT/RECORD REQUEST  
NOTICE OF INTENT

TO: MCI WorldCom  
UTILITY: Julie Davis  
FROM: Ruth Young  
(AUDIT MANAGER)

(AUDITOR PREPARING REQUEST)  
DATE OF REQUEST: 10/29/99

REQUEST NUMBER: 10  
AUDIT PURPOSE: Access

REQUEST THE FOLLOWING ITEM(S) BE PROVIDED BY: 11/3/99 (DATE)

REFERENCE RULE 25-22.006, F.A.C., THIS REQUEST IS MADE:  INCIDENT TO AN INQUIRY  
 OUTSIDE OF AN INQUIRY

ITEM DESCRIPTION:

Re: Data provided in 9/29/99 letter attached as "A"  
Staff prepared the attached schedule comparing  
the "hubcap" data with the flow thru  
worksheets. Execumet & MCI one  
series for reasonableness of the annual minutes on the work  
There are large differences for Execumet  
for both data & data letter - Please  
explain this

TO: AUDIT MANAGER Ruth Young

DATE: 11/3/99

THE REQUESTED RECORD OR DOCUMENTATION:

- (1)  HAS BEEN PROVIDED TODAY
- (2)  CANNOT BE PROVIDED BY THE REQUESTED DATE BUT WILL BE MADE AVAILABLE BY \_\_\_\_\_
- (3)  AND IN MY OPINION, ITEM(S) \_\_\_\_\_ IS(ARE) PROPRIETARY AND CONFIDENTIAL BUSINESS INFORMATION AS DEFINED IN 354.183, 366.083, OR 367.156, F.S. TO MAINTAIN CONTINUED CONFIDENTIAL HANDLING OF THIS MATERIAL, THE UTILITY OR OTHER PERSON MUST, WITHIN 21 DAYS AFTER THE AUDIT EXIT CONFERENCE, FILE A REQUEST FOR CONFIDENTIAL CLASSIFICATION WITH THE DIVISION OF RECORDS AND REPORTING. REFER TO RULE 25-22.006, F.A.C.
- (4)  THE ITEM WILL NOT BE PROVIDED. (SEE ATTACHED MEMORANDUM)

Julie L Davis Regulatory  
(SIGNATURE AND TITLE OF RESPONDENT)  
mgr

DISTRIBUTION:  
White: Utility Complete and Return to Auditor  
Pink: Audit File Copy  
Canary: Utility Retain

10-1001  
**CONFIDENTIAL**

COMPANY: MCI WORLDCOM  
 DOCUMENTATION FOR ANNUAL INTRASTATE  
 MOU'S USED ON THE FLOW THRU WORK SHEET

PERIOD: JULY 98 and OCT 98  
 DATE: OCTOBER 27, 1999  
 AUDITOR: RKY

WP NO. 45-1/3-1 *Request 10*

In answer to our request to determine how the company arrived at the annual MOU used in the flow thru work sheet, the company stated that for the July worksheet, the months of December 97 was used. The month was multiplied by 12 to come up with the annual.

We asked for documentation. The company said that the information is housed in their HUPCAP database. The data is not readily available, but they company provided Execunet data for 12 months end 6/99. This data showed:

	Actual Hubcap Data Attached to 7/29/99 Letter	Flow Thru Worksheet data
Execunet JULY 98 WORKSHEET	Intrastate 12 mos end 06/01/99	Intrastate 12 mos avg December 97
	Total Minutes [REDACTED]	Total Minutes [REDACTED] Diff
	Interstate 12 mos end 06/01/99	Interstate 12 mos avg December 97
	Total Minutes [REDACTED]	Total Minutes [REDACTED]
MCI-One Savings	Intrastate 12 mos end 6/1/99	Intrastate 12 mos avg December 97
	Total Minutes [REDACTED]	Total Minutes [REDACTED]
Execunet - OCT 98 WORKSHEET	Intrastate 12 mos end 06/01/99	Intrastate 12 mos avg June 98
	Total Minutes [REDACTED]	Total Minutes [REDACTED] Diff
	Interstate 12 mos end 06/01/99	Interstate 12 mos avg June 98
	Total Minutes [REDACTED]	Total Minutes [REDACTED]
MCI ONE SAVINGS	Intrastate 12 mos end 6/1/99	Intrastate 12 mos avg June 98
	Total Minutes [REDACTED]	Total Minutes [REDACTED]

**CONFIDENTIAL**

10-10p2

000026



FLORIDA PUBLIC SERVICE COMMISSION  
AUDIT DOCUMENT/RECORD REQUEST  
NOTICE OF INTENT

TO: Julie Davis  
UTILITY: MCT World Com  
FROM: Ruth Young  
(AUDIT MANAGER)

(AUDITOR PREPARING REQUEST)  
DATE OF REQUEST: 10/29/99

REQUEST NUMBER: 11  
AUDIT PURPOSE: Access

REQUEST THE FOLLOWING ITEM(S) BE PROVIDED BY: 11/3/99  
(DATE)  
REFERENCE RULE 25-22.006, F.A.C., THIS REQUEST IS MADE:  INCIDENT TO AN INQUIRY  
 OUTSIDE OF AN INQUIRY

ITEM DESCRIPTION:

Staff prepared the attached schedule comparing  
the spread sheet data for July + Oct 98 to the  
totals on the flow thru worksheet for annual MOU's.

Please explain why the Oct 98 data MOU's  
do not agree.

TO: AUDIT MANAGER Ruth Young

DATE: 11/3/99

THE REQUESTED RECORD OR DOCUMENTATION:

- (1)  HAS BEEN PROVIDED TODAY
- (2)  CANNOT BE PROVIDED BY THE REQUESTED DATE BUT WILL BE MADE AVAILABLE BY \_\_\_\_\_
- (3)  AND IN MY OPINION, ITEM(S) \_\_\_\_\_ IS(ARE) PROPRIETARY AND CONFIDENTIAL BUSINESS INFORMATION AS DEFINED IN 364.183, 366.093, OR 367.156, F.S. TO MAINTAIN CONTINUED CONFIDENTIAL HANDLING OF THIS MATERIAL, THE UTILITY OR OTHER PERSON MUST, WITHIN 21 DAYS AFTER THE AUDIT EXIT CONFERENCE, FILE A REQUEST FOR CONFIDENTIAL CLASSIFICATION WITH THE DIVISION OF RECORDS AND REPORTING. REFER TO RULE 25-22.006, F.A.C.
- (4)  THE ITEM WILL NOT BE PROVIDED. (SEE ATTACHED MEMORANDUM)

Julie L. Davis Regularly  
(SIGNATURE AND TITLE OF RESPONDENT) Mgr

DISTRIBUTION:  
White: Utility Complete and Return to Auditor  
Pink: Audit File Copy  
Canary: Utility Retain

**CONFIDENTIAL**

10-11 p1

COMPANY: MCI WORLD COM  
TITLE: VISION BACKUP  
PERIOD: JULY AND OCT 98  
DATE: OCTOBER 28, 1999  
AUDITOR: RKY

WP NO. 45-1/B

*Request 11*



INTER INTRA INTER INTRA  
JULY 98 JULY 98 OCT 98 OCT 98

Vision-Outbound  
SW Peak  
SW Off Peak  
Ded Peak  
Ded Off Peak  
Card



Vision-Inbound \*  
SW Peak  
SW Off Peak  
Ded Peak  
Ded Off Peak



Power  
Switched  
Dedicated  
Card



*Back up Spreadsheets  
Flow Thru Worksheet*



Intralata % = [redacted] for July 98 and [redacted] for Oct. 98

**CONFIDENTIAL**

*10-11 p2*

000028

EO

IIKO 4V

FLORIDA PUBLIC SERVICE COMMISSION  
AUDIT DOCUMENT/RECORD REQUEST  
NOTICE OF INTENT

TO: Julie Davis  
UTILITY: MCL  
FROM: Ruth Young  
(AUDIT MANAGER)

(AUDITOR PREPARING REQUEST)  
DATE OF REQUEST: 11/11/99

REQUEST NUMBER: 12  
AUDIT PURPOSE: exc flow thru

REQUEST THE FOLLOWING ITEM(S) BE PROVIDED BY: 11/26/99  
(DATE)

REFERENCE RULE 25-22.006, F.A.C., THIS REQUEST IS MADE:  INCIDENT TO AN INQUIRY  
 OUTSIDE OF AN INQUIRY

ITEM DESCRIPTION:  
Re: VNET Sample

The attached was requested in our phone conversation of 11/11/99

Mission #13 for 50th month + #23 for 10/10/98

TO: AUDIT MANAGER Ruth Young

DATE: 12/1/99

THE REQUESTED RECORD OR DOCUMENTATION:

- (1)  HAS BEEN PROVIDED TODAY
- (2)  CANNOT BE PROVIDED BY THE REQUESTED DATE BUT WILL BE MADE AVAILABLE BY \_\_\_\_\_
- (3)  AND IN MY OPINION, ITEM(S) \_\_\_\_\_ IS(ARE) PROPRIETARY AND CONFIDENTIAL BUSINESS INFORMATION AS DEFINED IN 364.183, 366.083, OR 367.156, F.S. TO MAINTAIN CONTINUED CONFIDENTIAL HANDLING OF THIS MATERIAL, THE UTILITY OR OTHER PERSON MUST, WITHIN 21 DAYS AFTER THE AUDIT EXIT CONFERENCE, FILE A REQUEST FOR CONFIDENTIAL CLASSIFICATION WITH THE DIVISION OF RECORDS AND REPORTING. REFER TO RULE 25-22.006, F.A.C.
- (4)  THE ITEM WILL NOT BE PROVIDED. (SEE ATTACHED MEMORANDUM)

Julie L. Davis Regulatory  
(SIGNATURE AND TITLE OF RESPONDENT)  
manager

DISTRIBUTION:  
White: Utility Complete and Return to Auditor  
Pink: Audit File Copy  
Canary: Utility Retain

**CONFIDENTIAL**

10-12-99

## QUESTIONS REGARDING VNET TARIFF

This is to summarize our conversation of November 11, 1999 and the verbal requests on that date.

According to my review of the four company invoices sent to me for the VNET tariff, I found that the FI Intrastate, interlata and intralata calls did not match the tariff for the invoice dated 9/10/98. The 9/10/98 invoices included August 98 calls. According to the PSC order the reduced rates should have gone into effect July 1, 1998. As you explained the rate may have been changed on a later invoice with a credit for the months that the customer was not billed the reduced rate. You said you would find out when the tariffs went into effect and if a credit was given for the reduction.

Provide the invoices for the month the reduced tariff went into effect showing the credit, the calculation of the credit, and the reduced tariff FI to FI calls.

Also, for the 5/10/99 invoices, the four company invoices again did not match the tariff that should have gone into effect on October 1, 1998. You said you would look into this. It may be that the rate was increased after the October 1, 1998 reduction. If this is the case, provide the same customer invoices for the month the October 1, 1998 reduction went into effect.

If the effective date is not October 1, 1998, provide the invoices for the month the reduced tariff went into effect showing the credit, the calculation of the credit, and the reduced tariff for FI to FI calls.

10-1282  
**CONFIDENTIAL**

000050

FLORIDA PUBLIC SERVICE COMMISSION  
AUDIT DOCUMENT/RECORD REQUEST  
NOTICE OF INTENT

TO: Jubie Davis  
UTILITY: MET  
FROM: Ruth Young  
(AUDIT MANAGER)

(AUDITOR PREPARING REQUEST)

REQUEST NUMBER: 13  
AUDIT PURPOSE: Exc Access

DATE OF REQUEST: 11/16/99

REQUEST THE FOLLOWING ITEM(S) BE PROVIDED BY: 11/26/99  
(DATE)

REFERENCE RULE 25-22.006, F.A.C., THIS REQUEST IS MADE:  INCIDENT TO AN INQUIRY  
 OUTSIDE OF AN INQUIRY

ITEM DESCRIPTION:

Re: Excurenet Sample

The attached schedule details 5 discrepancies in calculating the tariff for excurenet (Notes A through E) Please explain why the customer was billed differently than the tariff.

TO: AUDIT MANAGER Ruth Young

DATE: 12/17/99

THE REQUESTED RECORD OR DOCUMENTATION:

- (1)  HAS BEEN PROVIDED TODAY
- (2)  CANNOT BE PROVIDED BY THE REQUESTED DATE BUT WILL BE MADE AVAILABLE BY \_\_\_\_\_
- (3)  AND IN MY OPINION, ITEM(S) \_\_\_\_\_ IS(ARE) PROPRIETARY AND CONFIDENTIAL BUSINESS INFORMATION AS DEFINED IN 364.183, 366.093, OR 367.156, F.S. TO MAINTAIN CONTINUED CONFIDENTIAL HANDLING OF THIS MATERIAL, THE UTILITY OR OTHER PERSON MUST, WITHIN 21 DAYS AFTER THE AUDIT EXIT CONFERENCE, FILE A REQUEST FOR CONFIDENTIAL CLASSIFICATION WITH THE DIVISION OF RECORDS AND REPORTING. REFER TO RULE 25-22.006, F.A.C.
- (4)  THE ITEM WILL NOT BE PROVIDED. (SEE ATTACHED MEMORANDUM)

Jubie L. Davis  
(SIGNATURE AND TITLE OF RESPONDENT)

DISTRIBUTION:  
White: Utility Complete and Return to Auditor  
Pink: Audit File Copy  
Canary: Utility Retain

**CONFIDENTIAL**

10-13  
000051  
PSC/AFA-6 (Rev. 2/95)

COMPANY: MCI WORLDCOM  
 TITLE: SAMPLE OF RESIDENTIAL RATE ELEMENT  
 EXECUNET  
 PERIOD: INVOICES DATED APRIL 98 - TARIFF EFFECTIVE 3/1/98  
 INVOICES DATED MAY 99- TARIFF EFFECTIVE 10/1/98  
 DATE: NOVEMBER 15, 1999  
 AUDITOR: RKY  
 WP NO. 57-1/1

SOURCE: INVOICES DATED APRIL 98 AND MAY 99 FOR EXECUNET SERVICE  
 TARIFFS DATED MARCH 1, 1998 AND OCTOBER 1, 1998 WP 46-1/1 and 6-1/3

FOOTNOTES

Date	From	To	Peak/off peak	Minutes	Amount	Per Min
<i>Account</i>						
NOTE A-57-1/2						
Apr 3, 98		904	904 Peak	3	0.75	0.25
April 17, 98	<i>Sample No. 5</i>	904	904 Peak	3	0.75	0.25
Apr 24, 98		904	904 Peak	3	0.75	0.25
<i>Account</i>						
According to the tariff dated March 1, 1998 (46-1/1) the peak intralata tariff is .12cents per minute						
NOTE B-57-1/3						
APRIL 19, 98	<i>Sample No. 9</i>	352	352 Off Peak	1	0.16	0.16
<i>Account</i>						
According to the tariff dated March 1, 1998 (46-1/1) the off peak intralata tariff is .08 cents per minute						
NOTE C-57-1/4						
May 10, 99	<i>Sample No. 9</i>	352	352 Peak	1	0.25	0.25
May 14, 99		352	352 Off Peak	3	0.39	0.13
<i>Account</i>						
According to the tariff dated October 1, 1998 (46-1/3), the peak intralata tariff is .10 cents.						
According to the tariff dated October 1, 1998 (46-1/3), the off peak intralata tariff is .07 cents.						
NOTE D-57-1/5						
MAR 12, 98	<i>Sample No. 17</i>	407	941 Peak	21	3.54	0.168571
<i>Account</i>						
According to the tariff dated March 1, 1998 (46-1/1) the peak interlata tariff is .25 cents.						
NOTE E-57-1/6						
Apr 26, 1998	<i>Sample No. 17</i>	407	941 Peak	12	2.16	0.18
According to the tariff dated March 1, 1998 (46-1/1) the peak interlata tariff is .25 cents.						

10-13 p2

CONFIDENTIAL

000052

FLORIDA PUBLIC SERVICE COMMISSION  
AUDIT DOCUMENT/RECORD REQUEST  
NOTICE OF INTENT

TO: Julie Davis  
UTILITY: MCI  
FROM: Ruth Young  
(AUDIT MANAGER)

(AUDITOR PREPARING REQUEST)  
DATE OF REQUEST: 12/10/99

REQUEST NUMBER: 14  
AUDIT PURPOSE: Exc. Flow thru

REQUEST THE FOLLOWING ITEM(S) BE PROVIDED BY: 12/20/99  
(DATE)

REFERENCE RULE 25-22.006, F.A.C., THIS REQUEST IS MADE:  INCIDENT TO AN INQUIRY  
 OUTSIDE OF AN INQUIRY

ITEM DESCRIPTION:

Please provide answers to the  
attached questions regarding the VNET  
Sample.

TO: AUDIT MANAGER Ruth Young

DATE: 12/17/99

THE REQUESTED RECORD OR DOCUMENTATION:

- (1)  HAS BEEN PROVIDED TODAY
- (2)  CANNOT BE PROVIDED BY THE REQUESTED DATE BUT WILL BE MADE AVAILABLE BY \_\_\_\_\_
- (3)  AND IN MY OPINION, ITEM(S) \_\_\_\_\_ IS(ARE) PROPRIETARY AND CONFIDENTIAL BUSINESS INFORMATION AS DEFINED IN 364.183, 366.093, OR 367.156, F.S. TO MAINTAIN CONTINUED CONFIDENTIAL HANDLING OF THIS MATERIAL, THE UTILITY OR OTHER PERSON MUST, WITHIN 21 DAYS AFTER THE AUDIT EXIT CONFERENCE, FILE A REQUEST FOR CONFIDENTIAL CLASSIFICATION WITH THE DIVISION OF RECORDS AND REPORTING. REFER TO RULE 25-22.006, F.A.C.
- (4)  THE ITEM WILL NOT BE PROVIDED. (SEE ATTACHED MEMORANDUM)

Julie L Davis Reg. Mg  
(SIGNATURE AND TITLE OF RESPONDENT)

DISTRIBUTION:  
White: Utility Complete and Return to Auditor  
Pink: Audit File Copy  
Canary: Utility Retain

**CONFIDENTIAL**

10-14 p 1

000053  
PSC/AFA-6 (Rev. 2/95)

REQUEST NO. 14  
FOLLOW UP TO VNET SAMPLE

Please explain the following items:

1. Account no. [REDACTED] Both bills are for a calling card. The minutes times the tariff do not result in the same amounts on the bill. Enclosed is one page from the bill sent to us. Please relate this to the VNET tariff sent to us. (# 3)
2. Account [REDACTED] The tariff on these invoices appears to be VNET SW-DED. How do we tell from the bill that this is what the tariff should be? Enclosed are a few pages from this account. (# 5)
3. Account [REDACTED] For the 12/10/98 invoice, the calling card minutes times the tariff does not result in the same amounts on the bill. Enclosed is one page from the bill sent to us. Please relate this to the VNET SW-DED tariff. (# 6)
4. Account [REDACTED] Both months are calling card bills. The day calls calculate correctly. However, \$.40 cents is added to the night calls and this is not on the tariff. Please explain. (# 9)
5. Account [REDACTED] These bills are calling card bills. The minutes times the tariff do not result in the same amounts on the bill. Enclosed is one page from the bill sent to us. Please related this to the VNET tariff sent to us. (# 10)
6. Account [REDACTED] Both months do not agree with the VNET tariff. What tariff is this? If VNET, please show how it is calculated. (# 12)
7. Account [REDACTED] The tariff on these invoices appears to be VNET SW-DED. How do we tell from the bill that this is what the tariff should be? Enclosed are a few pages from this account. (# 16)
8. Account [REDACTED] Part of these bills is for a calling card. What tariff was used? Is it VNET? Please calculate for us. It also appears that \$.40 has also been added to the night calls when this is not on the tariff. Please explain. (# 14)
9. Account [REDACTED] Missing the October 98 invoice. For the Dec. 98 invoice, the minutes times the tariff does not result in the same amounts on the bill. (# 23)
10. Account [REDACTED] Invoices for both months are missing. (# 13)

The #'s in parenthesis are the sample #'s on the list I originally sent to you.

**CONFIDENTIAL**

10-14 pd

000054



Commissioners:  
JOE GARCIA, CHAIRMAN  
SUSAN F. CLARK  
J. TERRY DEASON  
E. LEON JACOBS, JR.



3625 NW 82nd AVENUE  
SUITE 400  
MIAMI, FLORIDA 33166-7602

## Public Service Commission

December 10, 1999

Ms. Julie L. Davis  
MCI WorldCom  
Law and Public Policy  
Six Concourse Parkway  
Suite 3200  
Atlanta, Ga 30328

Re: IXC Flow Through Worksheet Audits of  
MCI WorldCom and WorldCom Technologies

Dear Ms. Davis:

Enclosed is our request No. 14 regarding the Vnet sample. Also, enclosed is a copy of our request No. 13 regarding questions about the Execunet sample.

As you mentioned in your voice mail to me, you should have the rest of the information we requested by December 20th. Below is a summary of what I believe is outstanding. Please let me know if you agree.

### MCI WorldCom

1. Answer to Request No. 13 (requested on 11/16/99).
2. Answer to Request No. 14.

### WorldCom Technologies

1. Request No. 11- Sample of World One Switched Customers (requested on 10/13/99).
2. Request Nos. 10 and 12 - Documentation for WNS Transcend Element and follow up (requested 9/9/99 and 11/17/99).
3. We received the Classic Carrier Sample but did not receive the instructions on how to read the invoices as we discussed approximately two to three weeks ago.

CAPITAL CIRCLE OFFICE CENTER • 2540 SHUMARD OAK BLVD • TALLAHASSEE, FL 32399-0850

**CONFIDENTIAL**  
An Affirmative Action/Equal Opportunity Employer

10-14 P3

000055

Ms. Julie Davis  
December 10, 1999  
Page 2

---

Please let me know as soon as possible if there will be any problems meeting the December 20th date. Thanks you.

Yours truly,

Ruth K. Young  
Professional Accounting Specialist

Enclosures

cc: Kathy Welch, Supervisor  
Miami District Office

10-14p4  
**CONFIDENTIAL**

000056

FLORIDA PUBLIC SERVICE COMMISSION  
AUDIT DOCUMENT/RECORD REQUEST  
NOTICE OF INTENT

TO: Julie Slams  
UTILITY: MET  
FROM: Rick Young  
(AUDIT MANAGER)

(AUDITOR PREPARING REQUEST)

REQUEST NUMBER: 13  
AUDIT PURPOSE: Exc Account

DATE OF REQUEST: 11/16/99

REQUEST THE FOLLOWING ITEM(S) BE PROVIDED BY: 11/26/99  
(DATE)

REFERENCE RULE 25-22.006, F.A.C., THIS REQUEST IS MADE:  INCIDENT TO AN INQUIRY  
 OUTSIDE OF AN INQUIRY

ITEM DESCRIPTION:

Re: Execut Sample  
The attached schedule details 5 discrepancies  
in calculating the tariff for execut  
(Notes A through E) Please explain  
why the customer was billed differently  
Show the tariff.

TO: AUDIT MANAGER \_\_\_\_\_

DATE: \_\_\_\_\_

THE REQUESTED RECORD OR DOCUMENTATION:

- (1)  HAS BEEN PROVIDED TODAY
- (2)  CANNOT BE PROVIDED BY THE REQUESTED DATE BUT WILL BE MADE AVAILABLE BY \_\_\_\_\_
- (3)  AND IN MY OPINION, ITEM(S) \_\_\_\_\_ IS(ARE) PROPRIETARY AND CONFIDENTIAL BUSINESS INFORMATION AS DEFINED IN 364.183, 366.093, OR 367.156, F.S. TO MAINTAIN CONTINUED CONFIDENTIAL HANDLING OF THIS MATERIAL, THE UTILITY OR OTHER PERSON MUST, WITHIN 21 DAYS AFTER THE AUDIT EXIT CONFERENCE, FILE A REQUEST FOR CONFIDENTIAL CLASSIFICATION WITH THE DIVISION OF RECORDS AND REPORTING. REFER TO RULE 25-22.006, F.A.C.
- (4)  THE ITEM WILL NOT BE PROVIDED. (SEE ATTACHED MEMORANDUM)

(SIGNATURE AND TITLE OF RESPONDENT)

DISTRIBUTION:  
White: Utility Complete and Return to Auditor  
Pink: Audit File Copy  
Canary: Utility Retain

**CONFIDENTIAL**

10-14p5

000057

COMPANY: MCI WORLDCOM  
TITLE: RECALCULATION OF BLENDED RATES FOR VNET TARIFF  
PERIOD: JULY 1, 1998 and OCTOBER 1, 1998  
DATE: JANUARY 7, 2000  
AUDITOR: RKY

WP NO. 45-1-5-1

# INTERLATA

VNET SW-SW INCLUDING CARD

Effective JULY 1, 1998  
Calculation using billing system wP

Effective JULY 1, 1998  
Calculation using billing system wP

Effective OCTOBER 1, 1998  
Calculation using billing system wP

Effective OCTOBER 1, 1998  
Calculation using billing system wP

no. 57-214

no. 57-214

no. 57-214

no. 57-214

INTERLATA PEAK
-------------------

INTERLATA OFF PEAK
-----------------------

INTERLATA PEAK
-------------------

INTERLATA OFF PEAK
-----------------------

[REDACTED]

**Conclusion**

The difference is because of rounding.  
It appears from the billing system that the company used the tariffs filed with the commission to bill their customers.

[REDACTED]

An example of how the different methods of calculating this bring about the same results that are billed to the customer. is included on WP No 57-214 page two

**CONFIDENTIAL**

\* And across w/ display panel from complex billing system 57-2  
48 to 5

$$+ \frac{57-2}{4-1} + \frac{57-2}{4-2}$$

43  
42  
41  
40  
060000  
060090  
SA  
CONFIDENTIAL  
20

COMPANY: MCI WORLDCOM  
 TITLE: RECALCULATION OF BLENDED RATES FOR VNET TARIFF  
 PERIOD: JULY 1, 1998 and OCTOBER 1, 1998  
 DATE: JANUARY 7, 2000  
 AUDITOR: RKY  
 WP NO. 45-1-5-1

INTRALATA

VNET SW-SW INCLUDING CARD	Effective JULY 1, 1998 Calculation using billing system wP no. 57-2/4-3		Effective JULY 1, 1998 Calculation using billing system wP no. 57-2/4-3		Effective OCTOBER 1, 1998 Calculation using billing system wP no. 57-2/4-4		Effective OCTOBER 1, 1998 Calculation using billing system wP no. 57-2/4-4	
	INTRALATA PEAK		INTRALATA OFF PEAK		INTRALATA PEAK		INTRALATA OFF PEAK	
First 18 Seconds		0.0505		0.0461		0.0489		0.0448
Each additional 6 Times	0.0168 7	0.1176	0.0154 7	0.1078	0.0163 7	0.1141	0.0149 7	0.1043
Blended rate per company documentatin		0.1681		0.1539		0.1630		0.1491
	<u>45-1</u> 5	0.1683		0.1535	<u>45-2</u> 5	0.1631		0.1493
		-0.0002		0.0004		(0.0001)		(0.0002)

The difference is because of rounding. It appears from the billing system that the company used the tariffs filed with the commission to bill their customers.

When staff recalculated the invoices in the sample for V-net we used the blended rate per minute from the company documentation on 45-1/5 and 45-2/5. The amounts billed to the customer were correct except for those noted on WP no. 57-2/1pg4 where a different billing tariff was used.

An example of how the different methods of calculating this bring about the same results that are billed to the customer. is included on WP No 57-2/6 page two.

**CONFIDENTIAL**

cc  
11/1/00

COMPANY: MCI WORLDCOM  
 TITLE: VISION BACKUP  
 PERIOD: JULY AND OCT 98  
 DATE: OCTOBER 28, 1999  
 AUDITOR: RKY

*RW 11/1/00*

WP NO. 45-1/6

*MOVS*

INTER JULY 98	INTRA JULY 98	INTER OCT 98	INTRA OCT 98
------------------	------------------	-----------------	-----------------

Vision-Outbound  
 SW Peak  
 SW Off Peak  
 Ded Peak  
 Ded Off Peak  
 Card

[REDACTED]

*change (A)*  
*no change (A)*  
*no change (A)*

*45-1/5*

*45-2/5*

Vision-Inbound \*  
 SW Peak  
 SW Off Peak  
 Ded Peak  
 Ded Off Peak

[REDACTED]

Power  
 Switched  
 Dedicated  
 Card

[REDACTED]

*no change (A)*  
*change (A)*

Company backup  
 Flow thru  
 worksheet

[REDACTED]

*45-2*

Intralata % = [REDACTED] for July 98 and [REDACTED] for Oct. 98

Per Co. 47-1 p. 2

$\Sigma$  (A) - [REDACTED] - See 45-1/6-1  
 The difference is in those tariffs that did not  
 change - see 45-2/5 for changes + no changes  
 Personnel for July not material

**CONFIDENTIAL**

**CONFIDENTIAL**

000092

*45-1/6*



CONFIDENTIAL

COMPANY: MCI WORLDCOM  
TITLE: SAMPLE OF RESIDENTIAL RATE ELEMENT  
EXECUNET  
PERIOD: INVOICES DATED APRIL 98 - TARIFF EFFECTIVE 3/1/98  
INVOICES DATED MAY 99- TARIFF EFFECTIVE 10/1/98  
DATE: NOVEMBER 15, 1999  
AUDITOR: RKY  
WP NO. 57-1/1

SOURCE: INVOICES DATED APRIL 98 AND MAY 99 FOR EXECUNET SERVICE  
TARIFFS DATED MARCH 1, 1998 AND OCTOBER 1, 1998 WP 46-1/1 and 6-1/3

FOOTNOTES

Date	From	To	Peak/off peak	Minutes	Amount	Per Min
<i>acc't.</i> NOTE A-57-1/2						
Apr 3, 98	} Sample No. 5	904	904 Peak	3	0.75	0.25
April 17, 98		904	904 Peak	3	0.75	0.25
Apr 24, 98		904	904 Peak	3	0.75	0.25
<i>acc't.</i> According to the tariff dated March 1, 1998 (46-1/1) the peak intralata tariff is .12cents per minute						
<i>acc't.</i> NOTE B-57-1/2						
APRIL 19, 98	} Sample No. 9	352	352 Off Peak	1	0.16	0.16
<i>acc't.</i> According to the tariff dated March 1, 1998 (46-1/1) the off peak intralata tariff is .08 cents per minute						
<i>acc't.</i> NOTE C-57-1/2						
May 10, 99	} Sample No. 9	352	352 Peak	1	0.25	0.25
May 14, 99		352	352 Off Peak	3	0.39	0.13
<i>acc't.</i> According to the tariff dated October 1, 1998 (46-1/3), the peak intralata tariff is .10 cents.						
<i>acc't.</i> According to the tariff dated October 1, 1998 (46-1/3), the off peak intralata tariff is .07 cents.						
<i>acc't.</i> NOTE D-57-1/2						
MAR 12, 98	} Sample No. 17	407	941 Peak	21	3.54	0.168571
<i>acc't.</i> According to the tariff dated March 1, 1998 (46-1/1) the peak interlata tariff is .25 cents.						
<i>acc't.</i> NOTE E-57-1/2						
Apr 26, 1998	} Sample No. 17	407	941 Peak	12	2.16	0.18
According to the tariff dated March 1, 1998 (46-1/1) the peak interlata tariff is .25 cents.						

CONFIDENTIAL

CONFIDENTIAL

10-14p6

000058



FLORIDA PUBLIC SERVICE COMMISSION  
AUDIT DOCUMENT/RECORD REQUEST  
NOTICE OF INTENT

TO: Julie Dames  
UTILITY: MCI  
FROM: Paul Jones  
(AUDIT MANAGER)

(AUDITOR PREPARING REQUEST)

REQUEST NUMBER: 14  
AUDIT PURPOSE: Exc. Flow thru

DATE OF REQUEST: 12/10/99

REQUEST THE FOLLOWING ITEM(S) BE PROVIDED BY: 12/20/99  
(DATE)

REFERENCE RULE 25-22.006, F.A.C., THIS REQUEST IS MADE:  INCIDENT TO AN INQUIRY  
 OUTSIDE OF AN INQUIRY

ITEM DESCRIPTION:

Please provide answers to the  
attached questions regarding the VNET  
Sample.

TO: AUDIT MANAGER \_\_\_\_\_

DATE: \_\_\_\_\_

THE REQUESTED RECORD OR DOCUMENTATION:

- (1)  HAS BEEN PROVIDED TODAY
- (2)  CANNOT BE PROVIDED BY THE REQUESTED DATE BUT WILL BE MADE AVAILABLE BY \_\_\_\_\_
- (3)  AND IN MY OPINION, ITEM(S) \_\_\_\_\_ IS(ARE) PROPRIETARY AND CONFIDENTIAL BUSINESS INFORMATION AS DEFINED IN 364.183, 366.093, OR 367.156, F.S. TO MAINTAIN CONTINUED CONFIDENTIAL HANDLING OF THIS MATERIAL, THE UTILITY OR OTHER PERSON MUST, WITHIN 21 DAYS AFTER THE AUDIT EXIT CONFERENCE, FILE A REQUEST FOR CONFIDENTIAL CLASSIFICATION WITH THE DIVISION OF RECORDS AND REPORTING. REFER TO RULE 25-22.006, F.A.C.
- (4)  THE ITEM WILL NOT BE PROVIDED. (SEE ATTACHED MEMORANDUM)

\_\_\_\_\_  
(SIGNATURE AND TITLE OF RESPONDENT)

DISTRIBUTION:  
White: Utility Complete and Return to Auditor  
Pink: Audit File Copy  
Canary: Utility Retain

**CONFIDENTIAL**

10-1497

000059

REQUEST NO. 14  
FOLLOW UP TO VNET SAMPLE

Please explain the following items:

1. Account no. [REDACTED] Both bills are for a calling card. The minutes times the tariff do not result in the same amounts on the bill. Enclosed is one page from the bill sent to us. Please relate this to the VNET tariff sent to us. (# 3)
2. Account [REDACTED] The tariff on these invoices appears to be VNET SW-DED. How do we tell from the bill that this is what the tariff should be? Enclosed are a few pages from this account. (# 5)
3. Account [REDACTED] For the 12/10/98 invoice, the calling card minutes times the tariff does not result in the same amounts on the bill. Enclosed is one page from the bill sent to us. Please relate this to the VNET SW-DED tariff. (# 6)
4. Account [REDACTED] Both months are calling card bills. The day calls calculate correctly. However, \$.40 cents is added to the night calls and this is not on the tariff. Please explain. (# 9)
5. Account [REDACTED] These bills are calling card bills. The minutes times the tariff do not result in the same amounts on the bill. Enclosed is one page from the bill sent to us. Please related this to the VNET tariff sent to us. (# 10)
6. Account [REDACTED] Both months do not agree with the VNET tariff. What tariff is this? If VNET, please show how it is calculated. (# 12)
7. Account [REDACTED] The tariff on these invoices appears to be VNET SW-DED. How do we tell from the bill that this is what the tariff should be? Enclosed are a few pages from this account. (# 16)
8. Account [REDACTED] Part of these bills is for a calling card. What tariff was used? Is it VNET? Please calculate for us. It also appears that \$.40 has also been added to the night calls when this is not on the tariff. Please explain. (# 14)
9. Account [REDACTED] Missing the October 98 invoice. For the Dec. 98 invoice, the minutes times the tariff does not result in the same amounts on the bill. (# 23)
10. Account [REDACTED] Invoices for both months are missing. (# 13)

*The #'s in parenthesis are the sample #'s on the list I originally sent to you.*

10-14/98  
CONFIDENTIAL

000060

COMPANY: MCI WORLDCOM  
TITLE: SUMMARY  
PERIOD: JULY 98 AND OCT 98 FLOW THRU REDUCTIONS  
FOR ACCESS CHARGES  
DATE: OCTOBER 28, 1999  
AUDITOR: RKY  
WP NO. 45 SUMMARY

*EW  
11/1/00*

REVIEW OF INTEREXCHANGE FLOW THROUGH WORKSHEETS FOR JULY 98 AND OCT 98.

JULY 98 - WP 45-1

I. Origin of Study period intrastate MOU to come up with annual savings to MCI because of the reduction in access charges (amount to pass through to customers).  
WP 45-1 is the flow through worksheet for July 98.

A. The calculation of the reduction to MCI is based on the rate change from GTE and Sprint times a study period Intrastate MOU.

Rate Change

The rate change was traced to a letter from the PSC. No discrepancies noted.

Study Period Intrastate MOU's used

The back up from the company shows that the GTE MOUs come from the month of March 98 (45-1/1). We requested that the company supply copy of the bills from GTE since these are actual. The company says that they do not receive hard copies from GTE or Sprint. The bill is sent electronically and loaded into the company Financial Operations Organizations. The information that the company provided us is from this data base.

The back up from the company shows that the Sprint MOUs come from the month of May 98 actual (45-1/2). We requested the actual bills but received the same answer as for GTE bills above.

We could request other months and compare but the IXC Flow through worksheet from the commission only asks for one month or more. They have complied with the work sheet using one month.

We cannot substantiate the amount of the minutes used as the bills from GTE and Sprint are not available and time limits preclude us from auditing their data through the computer. Also, we are testing to see if bills were actually lowered. WP 57 and 58,

B. The reduction received from the local companies for lowered access charges as calculated

**CONFIDENTIAL**

*45-1-97*

000061

above is then passed on to the customer. The company calculated this as follows on their flow thru worksheet (45-1). Note that the calculations for residential and business are different.

1. For each rate element that the company intends to reduce, the Annual Intrastate MOUs are determined. The method and audit of this follows:

Residential - Staff decided to test one of the two residential rate elements reduced. The rate element selected was Execunet. First level documentation for the Annual Intrastate MOUs backed up the flow thru work sheet. The second level of documentation did not agree for both interlata and intralata for July 98 and Oct 98 flow thru worksheets. See 45-1/3. Request # 10 company to explain. See Audit Dir's issue following this summary

Business - Staff decided to test the documentation for two of the four business rate elements. They are Vision and VNET. The company provided backup details. Each business rate element includes the current rates and new rates and the change. 45-1/5. The annual MOUs on the backup are added to come up with the amounts on the flowthru worksheet 45-1. Staff added Vision and VNET. The results are on 45-1/4 for VNET. No discrepancies noted. The results for Vision are on 45-1/6. There are discrepancies for the Oct 98 Intralata Annual Intrastate MOUs. Request company to explain. Request # 11 explanation on 45-1

The first level of back up from the company appears to agree with the flow thru work sheet for two rate elements for and VNET for annual intrastate MOUs. As stated above, there is a discrepancy for Vision. Also, we still waiting for data to back up the first level. See 47-1 page two. Request 3 (C) + (E) No backup data available See 47-1/4

2. The Annual dollar reduction for each rate element is determined. This is on WP no. 45-1/5 for business and 45-3/3 for residential. The method and audit of this follows:

Residential - In order to determine the annual dollars reduction for Execunet, the company calculated a blended rate for all parts of both the old and new the rate elements and determined the difference to apply to the annual intrastate MOUs. The actual difference is on WP 45-1/3 and the calculation of the blended rate is on 47-1/2pg 2. There were no discrepancies in the calculation and the method appears reasonable.

Business - The backup for the annual dollar reduction is on WP 45-1/5. The company calculated the annual rate reduction by (1) determining the difference in the old and new rate and (2) applying the difference to the annual intrastate MOU's for each rate element. For example, Vision, has different rates for switched, dedicated, card, offpeak and on peak. Each rate was recalculated and the reduction recalculated. The annual dollar amount reduction for each part was added together for inter and intralata separately to come up with the amounts used

**CONFIDENTIAL** 45 p2

000062

on the flow through work sheet. (45-1).

Before the annual reductions were recalculated, staff traced both the old and new rates to the tariff filed with the Commission. No discrepancies noted on these two elements. Staff also recalculated the annual dollar reductions at a random basis. See 46-2 for questions and resolutions.

Staff's recalculation of the annual dollars reductions for VNET is on WP 45-1/7 and Vision on WP 45-1/7. No discrepancies noted.

**3. The interexchange rate change on the flow thru work sheet is a result of the annual dollar reduction calculated in (2) above divided by the Annual Intrastate MOUs. This is a fall out of the other two calculations. The rate changes to audit are the actual change in rates that will be seen on the bills are those included in (2) above. The sample is on WP 57 and 58.**

**October 98 WP 45-2**

The flow thru worksheet for October 98 is calculated the same way and the same type of back up was provided as for July 98 above.

A. Calculation of the reduction to MCI is based on the rate change from GTE and Sprint times a study period Intrastate MOU. The audit procedures are the same as above and the results are the same.

B. The reductions passed on to the customer are calculated by the company the same as in July 98. Staff used the same procedures as above.

Results:

Annual Intrastate MOUs-

Residential -- Results are as above. *Request 10 See audit de's chosen falling summary*

Business The work papers for the current rates and new rates and the change are on 45-2/5.

The annual MOUs on the backup are added to come up with the amounts on the flow thru worksheet 45-2. Staff added Vision and VNET. The results are on 45-2/4 for VNET. No discrepancies noted. For Vision the results are on 45-1/6 and the minutes of use in the backup does not agree with the flow through worksheet for Intralata for October 98. Ask company to explain. *See explanation 45-1*

*Request 11*

Annual dollar reduction for each rate element is determined. 45-2/5 for business and 45-2/3 for residential.

Residential

Residential -- In order to determine the annual dollars reduction for Execunet, the company calculated a blended rate for all parts of both the old and new the rate elements and determined the difference to apply to the annual intrastate MOUs. The actual difference is on WP 45-2/3 and the calculation of the blended rate is on 47-1/2pg 2. There were no discrepancies in the calculation and the method appears reasonable.

**CONFIDENTIAL**

45 p3

000063

Business

The same procedures as for July 98 were Used for October 98. However, when tracing rates used in the back \up to the tariff, staff noted that one tariff did not agree. On WP45-2/5 (company provided information) for Vision Card Intralata, the new rate says [REDACTED] while the tariff says .2138. The effect on the Flow thru work sheet is explained on  
WP 46-2 & amounts are immaterial - pass on disclosure

Staff's recalculation of the annual dollars reductions for VNET and Vision are on WP 45-2/6.  
No discrepancies noted

INTEREXCHANGE RATE

Same as above.

**CONFIDENTIAL**

45 p 4

000064

32-45-1

**AUDIT DISCLOSURE 3**

**SUBJECT: ESTIMATED ANNUAL INTRASTATE "EXECUNET SERVICE" MINUTES OF USE ON FLOW THROUGH WORKSHEETS FOR JULY 98 AND OCTOBER 98**

**STATEMENT OF FACTS:** On the July and October 1998 Interexchange Carrier Flow-Through Work Sheets, the company used a two step calculation to determine the reduction to customers.

The first calculation is the rate change from the Local Exchange Company times an estimated Interexchange Carrier study period Intrastate Minutes of Use. This results in a monthly and then annualized amount to be reduced on the Interexchange Carrier customers bills. The second part of the company's calculation is a detail of the rate elements the company intends to reduce to come up with the results in part one. The annual reduction for each rate element is calculated using the following formula.

"Estimated Annual Intrastate Minutes of Use times the Interexchange Carrier Rate Change = Annual Reduction".

A comparison of the estimated Minutes of Uses on the Flow-Through Work Sheet for "ExecUNET" Service, with the actual Minutes of Use provided by the company showed the estimated Minutes of Use were higher than the actual.

	ExecUNET Service Inter LATA	ExecUNET Service IntraLATA
<b>July 98</b>		
Estimated Annual Intrastate Minutes of Use on Flow-Through Work Sheet	[REDACTED]	[REDACTED] <sup>45-1</sup> / <sub>20</sub>
Actual Annual (12 months ended 6/1/99) Intrastate Minutes of Use per Company prepared data	[REDACTED]	[REDACTED]
Difference	[REDACTED]	[REDACTED]

**CONFIDENTIAL**

45p5

000065

**October 98**

Estimated Annual Intrastate Minutes  
of Use on Flow-Through  
Work Sheet

[REDACTED]

[REDACTED]

Actual Annual (10/98 - 7/99 Annualized)  
Intrastate Minutes of Use  
per Company prepared data

[REDACTED]

[REDACTED]

Difference

[REDACTED]

[REDACTED]

45-1  
3-3

The use of a higher estimated Minutes of Use on the worksheet than the actual amount, resulted in a smaller reduction to the customer.

A schedule was prepared which shows a comparison and the dollar effect of the difference because of the Minutes of Use. The estimated and actual minutes for both "Flow -Through Work Sheets" are on company prepared schedules which follow this disclosure.

The company stated that if you add in the new product "MCI One Advantage" launched July 98, the rate reduction is greater than required by the "Flow-Through Work Sheets" for both months. It states that this new product has the lowest in state rates and many existing "Execunet" customers migrated to this new tariff. The company's calculation with the "MCI One Advantage Rate" element added in is shown on the attached company schedules.  $\frac{45-1}{3-3}$

The "MCI One Advantage Rate" is not used to calculate the annual dollar reduction on either "Flow- Through Work Sheet."

As stated in the scope section of this audit, the company could not provide the data to support the estimated minutes of use used for the calculation of the reduction for "Vision" and "Vnet" Business Services requested. The company stated that flow through process had gone through numerous changes and that the employees who participated in the two flow through processes were no longer with the company. The process used today is different.

**OPINION:** The attached schedule shows that the estimated Minutes of Use compared with the actual would result in a smaller annual dollar reduction than calculated on the "Flow-Through Work Sheets" for July 1998 in the amount of [REDACTED] and October 1998 in the amount of [REDACTED]. Thus causing the customers to not get a pass through of these amounts.

The company schedules adding in the "MCI One Advantage Rate" show a higher rate reduction than required on the "Flow- Through Work Sheets." See the schedules attached to this Disclosure. Since the company said that they added the new product (MCI One Advantage Rate) in July 1998, it would seem that these rates were in effect before the October 1998 flow-through

**CONFIDENTIAL**

45p6

000066



Commissioners:  
JOE GARCIA, CHAIRMAN  
SUSAN F. CLARK  
J. TERRY DEASON  
E. LEON JACOBS, JR.



3625 NW 82nd AVENUE  
SUITE 400  
MIAMI, FLORIDA 33166-7602

## Public Service Commission

December 10, 1999

Ms. Julie L. Davis  
MCI WorldCom  
Law and Public Policy  
Six Concourse Parkway  
Suite 3200  
Atlanta, Ga 30328

Re: IXC Flow Through Worksheet Audits of  
MCI WorldCom and WorldCom Technologies

Dear Ms. Davis:

Enclosed is our request No. 14 regarding the Vnet sample. Also, enclosed is a copy of our request No. 13 regarding questions about the Execunet sample.

As you mentioned in your voice mail to me, you should have the rest of the information we requested by December 20th. Below is a summary of what I believe is outstanding. Please let me know if you agree.

### MCI WorldCom

1. Answer to Request No. 13 (requested on 11/16/99).
2. Answer to Request No.14.

### WorldCom Technologies

1. Request No. 11- Sample of World One Switched Customers (requested on 10/13/99)
2. Request Nos. 10 and 12 - Documentation for WNS Transcend Element and follow up (requested 9/9/99 and 11/17/99).
3. We received the Classic Carrier Sample but did not receive the instructions on how to read the invoices as we discussed approximately two to three weeks ago.

CAPITAL CIRCLE OFFICE CENTER • 2540 SHUMARD OAK BLVD • TALLAHASSEE, FL 32399-0850

**CONFIDENTIAL**  
An Affirmative Action/Equal Opportunity Employer

10-14 P3

000055

Ms. Julie Davis  
December 10, 1999  
Page 2

---

Please let me know as soon as possible if there will be any problems meeting the December 20th date. Thanks you.

Yours truly,

Ruth K. Young  
Professional Accounting Specialist

Enclosures

cc: Kathy Welch, Supervisor  
Miami District Office

10-14p4  
**CONFIDENTIAL**

000056

FLORIDA PUBLIC SERVICE COMMISSION  
AUDIT DOCUMENT/RECORD REQUEST  
NOTICE OF INTENT

TO: Julie Slansky  
UTILITY: MET  
FROM: Ruth Jones  
(AUDIT MANAGER)

(AUDITOR PREPARING REQUEST)  
DATE OF REQUEST: 11/16/99

REQUEST NUMBER: 13  
AUDIT PURPOSE: Exc Access

REQUEST THE FOLLOWING ITEM(S) BE PROVIDED BY: 11/26/99  
(DATE)

REFERENCE RULE 25-22.006, F.A.C., THIS REQUEST IS MADE:  INCIDENT TO AN INQUIRY  
 OUTSIDE OF AN INQUIRY

ITEM DESCRIPTION:

Re: Execnet Sample  
The attached schedule details 5 discrepancies  
in calculating the tariff for Execnet  
(Notes A through E) Please explain  
why the customer was billed differently  
than the tariff.

TO: AUDIT MANAGER \_\_\_\_\_ DATE: \_\_\_\_\_

THE REQUESTED RECORD OR DOCUMENTATION:

- (1)  HAS BEEN PROVIDED TODAY
- (2)  CANNOT BE PROVIDED BY THE REQUESTED DATE BUT WILL BE MADE AVAILABLE BY \_\_\_\_\_
- (3)  AND IN MY OPINION, ITEM(S) \_\_\_\_\_ IS(ARE) PROPRIETARY AND CONFIDENTIAL BUSINESS INFORMATION AS DEFINED IN 364.183, 366.093, OR 367.156, F.S. TO MAINTAIN CONTINUED CONFIDENTIAL HANDLING OF THIS MATERIAL, THE UTILITY OR OTHER PERSON MUST, WITHIN 21 DAYS AFTER THE AUDIT EXIT CONFERENCE, FILE A REQUEST FOR CONFIDENTIAL CLASSIFICATION WITH THE DIVISION OF RECORDS AND REPORTING. REFER TO RULE 25-22.006, F.A.C.
- (4)  THE ITEM WILL NOT BE PROVIDED. (SEE ATTACHED MEMORANDUM)

\_\_\_\_\_  
(SIGNATURE AND TITLE OF RESPONDENT)

DISTRIBUTION:  
White: Utility Complete and Return to Auditor.  
Pink: Audit File Copy  
Canary: Utility Retain

**CONFIDENTIAL**

10-14p5

000057

2004/11/16 10:14 AM

CONFIDENTIAL

COMPANY: MCI WORLDCOM  
TITLE: SAMPLE OF RESIDENTIAL RATE ELEMENT  
EXECUNET  
PERIOD: INVOICES DATED APRIL 98 - TARIFF EFFECTIVE 3/1/98  
DATE: INVOICES DATED MAY 99- TARIFF EFFECTIVE 10/1/98  
AUDITOR: NOVEMBER 15, 1999  
RKY  
WP NO. 57-1/1

SOURCE: INVOICES DATED APRIL 98 AND MAY 99 FOR EXECUNET SERVICE  
TARIFFS DATED MARCH 1, 1998 AND OCTOBER 1, 1998 WP 46-1/1 and 6-1/3

FOOTNOTES

Date	From	To	Peak/off peak	Minutes	Amount	Per Min
<i>acc't.</i> NOTE A-57-1/2						
Apr 3, 98	} Sample No. 5	904	904 Peak	3	0.75	0.25
April 17, 98		904	904 Peak	3	0.75	0.25
Apr 24, 98		904	904 Peak	3	0.75	0.25
<i>acc't.</i> According to the tariff dated March 1, 1998 (46-1/1) the peak intralata tariff is .12cents per minute						
<i>acc't.</i> NOTE B-57-1/2						
APRIL 19, 98	} Sample No. 9	352	352 Off Peak	1	0.16	0.16
<i>acc't.</i> According to the tariff dated March 1, 1998 (46-1/1) the off peak intralata tariff is .08 cents per minute						
<i>acc't.</i> NOTE C-57-1/2						
May 10, 99	} Sample No. 9	352	352 Peak	1	0.25	0.25
May 14, 99		352	352 Off Peak	3	0.39	0.13
<i>acc't.</i> According to the tariff dated October 1, 1998 (46-1/3), the peak intralata tariff is .10 cents.						
<i>acc't.</i> According to the tariff dated October 1, 1998 (46-1/3), the off peak intralata tariff is .07 cents.						
<i>acc't.</i> NOTE D-57-1/2						
MAR 12, 98	} Sample No. 17	407	941 Peak	21	3.54	0.168571
<i>acc't.</i> According to the tariff dated March 1, 1998 (46-1/1) the peak interlata tariff is .25 cents.						
Apr 26, 1998	} Sample No. 17	407	941 Peak	12	2.16	0.18
According to the tariff dated March 1, 1998 (46-1/1) the peak interlata tariff is .25 cents.						

CONFIDENTIAL

CONFIDENTIAL

10-14p6

000058

FLORIDA PUBLIC SERVICE COMMISSION  
AUDIT DOCUMENT/RECORD REQUEST  
NOTICE OF INTENT

TO: Julie D'Amico  
UTILITY: MCI  
FROM: Pat Young  
(AUDIT MANAGER)

(AUDITOR PREPARING REQUEST)  
DATE OF REQUEST: 12/10/99

REQUEST NUMBER: 14  
AUDIT PURPOSE: Exc. Flow thru

REQUEST THE FOLLOWING ITEM(S) BE PROVIDED BY: 12/20/99  
(DATE)

REFERENCE RULE 25-22.006, F.A.C., THIS REQUEST IS MADE:  INCIDENT TO AN INQUIRY  
 OUTSIDE OF AN INQUIRY

ITEM DESCRIPTION:

Please provide answers to the  
attached questions regarding the VNET  
Sample.

TO: AUDIT MANAGER \_\_\_\_\_

DATE: \_\_\_\_\_

THE REQUESTED RECORD OR DOCUMENTATION:

- (1)  HAS BEEN PROVIDED TODAY
- (2)  CANNOT BE PROVIDED BY THE REQUESTED DATE BUT WILL BE MADE AVAILABLE BY \_\_\_\_\_
- (3)  AND IN MY OPINION, ITEM(S) \_\_\_\_\_ IS(ARE) PROPRIETARY AND CONFIDENTIAL BUSINESS INFORMATION AS DEFINED IN 364.183, 366.093, OR 367.156, F.S. TO MAINTAIN CONTINUED CONFIDENTIAL HANDLING OF THIS MATERIAL, THE UTILITY OR OTHER PERSON MUST, WITHIN 21 DAYS AFTER THE AUDIT EXIT CONFERENCE, FILE A REQUEST FOR CONFIDENTIAL CLASSIFICATION WITH THE DIVISION OF RECORDS AND REPORTING. REFER TO RULE 25-22.006, F.A.C.
- (4)  THE ITEM WILL NOT BE PROVIDED. (SEE ATTACHED MEMORANDUM)

\_\_\_\_\_  
(SIGNATURE AND TITLE OF RESPONDENT)

DISTRIBUTION:  
White: Utility Complete and Return to Auditor  
Pink: Audit File Copy  
Canary: Utility Retain

**CONFIDENTIAL**

10-1487

000059

REQUEST NO. 14  
FOLLOW UP TO VNET SAMPLE

Please explain the following items:

1. Account no. [REDACTED] Both bills are for a calling card. The minutes times the tariff do not result in the same amounts on the bill. Enclosed is one page from the bill sent to us. Please relate this to the VNET tariff sent to us. (# 3)
2. Account [REDACTED] The tariff on these invoices appears to be VNET SW-DED. How do we tell from the bill that this is what the tariff should be? Enclosed are a few pages from this account. (# 5)
3. Account [REDACTED] For the 12/10/98 invoice, the calling card minutes times the tariff does not result in the same amounts on the bill. Enclosed is one page from the bill sent to us. Please relate this to the VNET SW-DED tariff. (# 6)
4. Account [REDACTED] Both months are calling card bills. The day calls calculate correctly. However, \$.40 cents is added to the night calls and this is not on the tariff. Please explain. (# 9)
5. Account [REDACTED] These bills are calling card bills. The minutes times the tariff do not result in the same amounts on the bill. Enclosed is one page from the bill sent to us. Please related this to the VNET tariff sent to us. (# 10)
6. Account [REDACTED] Both months do not agree with the VNET tariff. What tariff is this? If VNET, please show how it is calculated. (# 12)
7. Account [REDACTED] The tariff on these invoices appears to be VNET SW-DED. How do we tell from the bill that this is what the tariff should be? Enclosed are a few pages from this account. (# 16)
8. Account [REDACTED] Part of these bills is for a calling card. What tariff was used? Is it VNET? Please calculate for us. It also appears that \$.40 has also been added to the night calls when this is not on the tariff. Please explain. (# 14)
9. Account [REDACTED] Missing the October 98 invoice. For the Dec. 98 invoice, the minutes times the tariff does not result in the same amounts on the bill. (# 23)
10. Account [REDACTED] Invoices for both months are missing. (# 13)

*The #'s in parenthesis are the sample #'s on the list I originally sent to you.*

10-14/98  
CONFIDENTIAL

000060

COMPANY: MCI WORLDCOM  
TITLE: SUMMARY  
PERIOD: JULY 98 AND OCT 98 FLOW THRU REDUCTIONS  
FOR ACCESS CHARGES  
DATE: OCTOBER 28, 1999  
AUDITOR: RKY  
WP NO. 45 SUMMARY

*EW  
11/1/00*

REVIEW OF INTEREXCHANGE FLOW THROUGH WORKSHEETS FOR JULY 98 AND OCT 98.

JULY 98 - WP 45-1

I. Origin of Study period intrastate MOU to come up with annual savings to MCI because of the reduction in access charges (amount to pass through to customers).  
WP 45-1 is the flow through worksheet for July 98.

A. The calculation of the reduction to MCI is based on the rate change from GTE and Sprint times a study period Intrastate MOU.

Rate Change

The rate change was traced to a letter from the PSC. No discrepancies noted.

Study Period Intrastate MOU's used

The back up from the company shows that the GTE MOUs come from the month of March 98 (45-1/1). We requested that the company supply copy of the bills from GTE since these are actual. The company says that they do not receive hard copies from GTE or Sprint. The bill is sent electronically and loaded into the company Financial Operations Organizations. The information that the company provided us is from this data base.

The back up from the company shows that the Sprint MOUs come from the month of May 98 actual (45-1/2). We requested the actual bills but received the same answer as for GTE bills above.

We could request other months and compare but the IXC Flow through worksheet from the commission only asks for one month or more. They have complied with the work sheet using one month.

We cannot substantiate the amount of the minutes used as the bills from GTE and Sprint are not available and time limits preclude us from auditing their data through the computer. Also, we are testing to see if bills were actually lowered. WP 57 and 58,

B. The reduction received from the local companies for lowered access charges as calculated

**CONFIDENTIAL**

*45/01/97*

000061

above is then passed on to the customer. The company calculated this as follows on their flow thru worksheet (45-1). Note that the calculations for residential and business are different.

1. For each rate element that the company intends to reduce, the Annual Intrastate MOUs are determined. The method and audit of this follows:

Residential - Staff decided to test one of the two residential rate elements reduced. The rate element selected was Execunet. First level documentation for the Annual Intrastate MOUS backed up the flow thru work sheet. The second level of documentation did not agree for both interlata and intralata for July 98 and Oct 98 flow thru worksheets. See 45-1/3-4 Request #10 company to explain. See Audit Dir's desire following this summary

Business- Staff decided to test the documentation for two of the four business rate elements. They are Vision and VNET. The company provided backup details. Each business rate element includes the current rates and new rates and the change. 45-1/5. The annual MOUs on the backup are added to come up with the amounts on the flowthru worksheet 45-1. Staff added Vision and VNET. The results are on 45-1/4 for VNET. No discrepancies noted. The results for Vision are on 45-1/6. There are discrepancies for the Oct 98 Intralata Annual Intrastate MOUs. Request company to explain. Request # 11 explained on 45-1

The first level of back up from the company appears to agree with the flow thru work sheet for two rate elements for and VNET for annual intrastate MOUs. As stated above, there is a discrepancy for Vision. Also, we still waiting for data to back up the first level. See 47-1 page two. Request 3 (c) + (E) No backup data available See 47-1/4

2. The Annual dollar reduction for each rate element is determined. This is on WP no. 45-1/5 for business and 45-3/3 for residential. The method and audit of this follows:

Residential - In order to determine the annual dollars reduction for Execunet, the company calculated a blended rate for all parts of both the old and new the rate elements and determined the difference to apply to the annual intrastate MOUs. The actual difference is on WP 45-1/3 and the calculation of the blended rate is on 47-1/2pg 2. There were no discrepancies in the calculation and the method appears reasonable.

Business - The backup for the annual dollar reduction is on WP 45-1/5. The company calculated the annual rate reduction by (1) determining the difference in the old and new rate and (2) applying the difference to the annual intrastate MOU's for each rate element. For example, Vision, has different rates for switched, dedicated, card, offpeak and on peak. Each rate was recalculated and the reduction recalculated. The annual dollar amount reduction for each part was added together for inter and intralata separately to come up with the amounts used

**CONFIDENTIAL** 45 p2

000062



on the flow through work sheet. (45-1).

Before the annual reductions were recalculated, staff traced both the old and new rates to the tariff filed with the Commission. No discrepancies noted on these two elements. Staff also recalculated the annual dollar reductions at a random basis. See 46-2 for questions and resolutions.

Staff's recalculation of the annual dollars reductions for VNET is on WP 45-1/7 and Vision on WP 45-1/7. No discrepancies noted.

**3. The interexchange rate change on the flow thru work sheet is a result of the annual dollar reduction calculated in (2) above divided by the Annual Intrastate MOUs. This is a fall out of the other two calculations. The rate changes to audit are the actual change in rates that will be seen on the bills are those included in (2) above. The sample is on WP 57 and 58.**

**October 98 WP 45-2**

The flow thru worksheet for October 98 is calculated the same way and the same type of back up was provided as for July 98 above.

A. Calculation of the reduction to MCI is based on the rate change from GTE and Sprint times a study period Intrastate MOU. The audit procedures are the same as above and the results are the same.

B. The reductions passed on to the customer are calculated by the company the same as in July 98. Staff used the same procedures as above.

Results:

Annual Intrastate MOUs-

Residential -- Results are as above. *Request 10 See audit de's closure following summary*  
Business The work papers for the current rates and new rates and the change are on 45-2/5. The annual MOUs on the backup are added to come up with the amounts on the flow thru worksheet 45-2. Staff added Vision and VNET. The results are on 45-2/4 for VNET. No discrepancies noted. For Vision the results are on 45-1/6 and the minutes of use in the backup does not agree with the flow through worksheet for Intralata for October 98. Ask company to explain. *See explanation 45-1* *Request 11*

Annual dollar reduction for each rate element is determined. 45-2/5 for business and 45-2/3 for residential.

Residential

Residential -- In order to determine the annual dollars reduction for Execunet, the company calculated a blended rate for all parts of both the old and new the rate elements and determined the difference to apply to the annual intrastate MOUs. The actual difference is on WP 45-2/3 and the calculation of the blended rate is on 47-1/2pg 2. There were no discrepancies in the calculation and the method appears reasonable.

**CONFIDENTIAL**

45 p 3

000063

Business

The same procedures as for July 98 were Used for October 98. However, when tracing rates used in the back \up to the tariff, staff noted that one tariff did not agree. On WP45-2/5 (company provided information) for Vision Card Intralata, the new rate says [REDACTED] while the tariff says .2138. The effect on the Flow thru work sheet is explained on  
WP 46-2 & amounts are immaterial - pass on disclosure

Staff's recalculation of the annual dollars reductions for VNET and Vision are on WP 45-2/6.  
No discrepancies noted

INTEREXCHANGE RATE

Same as above.

**CONFIDENTIAL**

45 p 4

000064

5/15/1

**AUDIT DISCLOSURE 3**

**SUBJECT: ESTIMATED ANNUAL INTRASTATE "EXECUNET SERVICE" MINUTES OF USE ON FLOW THROUGH WORKSHEETS FOR JULY 98 AND OCTOBER 98**

**STATEMENT OF FACTS:** On the July and October 1998 Interexchange Carrier Flow-Through Work Sheets, the company used a two step calculation to determine the reduction to customers.

The first calculation is the rate change from the Local Exchange Company times an estimated Interexchange Carrier study period Intrastate Minutes of Use. This results in a monthly and then annualized amount to be reduced on the Interexchange Carrier customers bills. The second part of the company's calculation is a detail of the rate elements the company intends to reduce to come up with the results in part one. The annual reduction for each rate element is calculated using the following formula.

"Estimated Annual Intrastate Minutes of Use times the Interexchange Carrier Rate Change = Annual Reduction".

A comparison of the estimated Minutes of Uses on the Flow-Through Work Sheet for "ExecUNET" Service, with the actual Minutes of Use provided by the company showed the estimated Minutes of Use were higher than the actual.

	ExecUNET Service Inter LATA	ExecUNET Service IntraLATA
<b>July 98</b>		
Estimated Annual Intrastate Minutes of Use on Flow-Through Work Sheet	[REDACTED]	[REDACTED]
Actual Annual (12 months ended 6/1/99) Intrastate Minutes of Use per Company prepared data	[REDACTED]	[REDACTED]
Difference	[REDACTED]	[REDACTED]

45.1  
2/1

**CONFIDENTIAL**

45p5

000065

**October 98**

Estimated Annual Intrastate Minutes  
of Use on Flow-Through  
Work Sheet

[REDACTED]

[REDACTED]

Actual Annual (10/98 - 7/99 Annualized)  
Intrastate Minutes of Use  
per Company prepared data

[REDACTED]

[REDACTED]

Difference

[REDACTED]

[REDACTED]

*45-1  
-3-3*

The use of a higher estimated Minutes of Use on the worksheet than the actual amount, resulted in a smaller reduction to the customer.

A schedule was prepared which shows a comparison and the dollar effect of the difference because of the Minutes of Use. The estimated and actual minutes for both "Flow -Through Work Sheets" are on company prepared schedules which follow this disclosure.

The company stated that if you add in the new product "MCI One Advantage" launched July 98, the rate reduction is greater than required by the "Flow-Through Work Sheets" for both months. It states that this new product has the lowest in state rates and many existing "Execunet" customers migrated to this new tariff. The company's calculation with the "MCI One Advantage Rate" element added in is shown on the attached company schedules.  $\frac{45-1}{3-3}$

The "MCI One Advantage Rate" is not used to calculated the annual dollar reduction on either "Flow- Through Work Sheet."

As stated in the scope section of this audit, the company could not provide the data to support the estimated minutes of use used for the calculation of the reduction for "Vision" and "Vnet" Business Services requested. The company stated that flow through process had gone through numerous changes and that the employees who participated in the two flow through processes were no longer with the company. The process used today is different.

**OPINION:** The attached schedule shows that the estimated Minutes of Use compared with the actual would result in a smaller annual dollar reduction than calculated on the "Flow-Through Work Sheets" for July 1998 in the amount of [REDACTED] and October 1998 in the amount of [REDACTED]. Thus causing the customers to not get a pass through of these amounts.

The company schedules adding in the "MCI One Advantage Rate" show a higher rate reduction than required on the "Flow- Through Work Sheets." See the schedules attached to this Disclosure. Since the company said that they added the new product (MCI One Advantage Rate) in July 1998, it would seem that these rates were in effect before the October 1998 flow-through

**CONFIDENTIAL**

*45p6*

000066



Name of IXC:

MCI Telecommunications

FL 7-96

LEC	Rate Change	X	Study Period # Intrastate Minutes (MOUS)	Monthly SW Access Savings	Annual SW Access Savings
1. GTE					
Orig CCL	(A) \$0.0022555	X	45.1		
2. Term CCL	\$0.0034969	X			
3. Sprint	\$ 0.00295	X	45.1		
4. Total Switched Access Savings (Sum lines 1-3)					
5. Statewide intrastate long distance study period billable revenue					
6. Required % reduction in IXC's FL intrastate long distance rates (line 4/line 5)					

PSC

Rate Element	Annual Intrastate MOUs	X	IXC Rate Change	Annual Reduction
--------------	------------------------	---	-----------------	------------------

Consumer

Execunet Service				
interLATA	45-1	X		
intraLATA	3p 2+3	X		

MCI One Savings				
interLATA		X		

Small Business

Preferred				
interLATA		X		
intraLATA		X		

Business Markets

Vision				
interLATA	45-1	X		
intraLATA	6	X		
Vnet				
interLATA	45-1	X		
intraLATA	4p1	X		
800 Service				
interLATA		X		
intraLATA		X		

(B) Agree w/ PSC letter to C. dated 6/11/98 WP 4

8900058

Total

Σ(C)

Z(K.) 1.004 50-

CONFIDENTIAL

Diff

independent

Percentage Reduction of IntraLATA Toll Rates

	<u>Total</u>	
a. Total IntraLATA Dollar Reduction*	= \$	[REDACTED] <i>intra lata \$ on pag 4</i>
b. Total IntraLATA Revenue*	= \$	[REDACTED]
c. Percent Reduction (line a/line b)	=	[REDACTED]
2. LEC Percentage Switched Access Reduction (comes from IXC Flow-Through Worksheet, Line 6)	=	[REDACTED]

NOTE: Line 1c must be no greater than Line 2.

Determination of Residence & Business Calculation

Mass Markets - Residential & Small Business Services

Description of how dollars calculated (e.g., rate elements included, etc.)

For total intraLATA dollar reduction, see IXC Flow Through Worksheet. These calculations include MOUs multiplied by the average change in the rate to obtain the total dollar reduction

For Total intraLATA revenue the MOUs were multiplied by the new intraLATA tariffed rate.

Business Markets - Business Services

Description of how dollars calculated (e.g., rate elements included, etc.)

For total intraLATA dollar reduction, see IXC Flow Through Worksheet. These calculations include MOUs multiplied by the average change in the rate to obtain the total dollar reduction

For Total intraLATA revenue the MOUs were multiplied by the new intraLATA tariffed rate.

Each business units' (i.e., Residential, Small Business, and Business Markets) portion of the total reduction is calculated on a pro rata basis using the percentage of revenues for each business unit for the study period.

Business Markets	\$	[REDACTED]	
Small Business	\$	[REDACTED]	
Residential	\$	[REDACTED]	
<b>Total Study Period</b>			
Revenues	\$	[REDACTED]	100.00%

IXC Flow Through Summary

1. Annualized Effect* of Flow Through to Residential Rates	=	\$ [REDACTED] <i>ⓑ from prior pay</i>
2. Annualized Effect* of Flow Through to Business Rates	=	\$ [REDACTED] <i>Ⓒ from prior pay</i>
3. Total Annualized Flow Through* (line 1 + line 2)	=	\$ [REDACTED]

\*see IXC Flow Through Worksheet

**CONFIDENTIAL**

11 3  
 F = Post  
 B = Residential  
 B = Residential MCTS  
 B = Business MCTS  
 000969

7/11/98  
 R 10/24/99

39	
40	
41	
42	
43	
44	
45	
46	
47	
48	
49	
50	
51	
52	
53	
54	
55	
56	
57	
58	
59	
60	
61	
62	
63	
64	
65	
66	
67	
68	
69	
70	
71	
72	
73	
74	
75	
76	
77	
78	
79	
80	
81	
82	
83	
84	
85	
86	
87	
88	
89	
90	
91	
92	
93	
94	
95	
96	
97	
98	
99	
100	

GTE INTRASTATE ACCESS SERVICES  
MCI RATE IMPACT ANALYSIS  
FLORIDA - CCL REDUCTION

*RSC*

*March 98 date*

OLD RATE	(7/1/98) NEW RATE	RATE DIFFERENCE	RATE PERCENT VARIANCE	MONTHLY UNITS (*)	MONTHLY COST AT OLD RATES	MONTHLY COST AT NEW RATES	COST DIFFERENCE	COST PERCENT VARIANCE
----------	-------------------	-----------------	-----------------------	-------------------	---------------------------	---------------------------	-----------------	-----------------------

MCI IMPACT:

CCL - Originating:	\$0.02248420	\$0.02022870	\$ (0.00225550)	-10.0%	[REDACTED]	[REDACTED]	[REDACTED]	[REDACTED]
CCL - Terminating:	\$0.03483420	\$0.03133730	\$ (0.00349690)	-10.0%	[REDACTED]	[REDACTED]	[REDACTED]	[REDACTED]

Total MCI Impact

\* Based on 3/98 data.

*45-1*  
*present in psc*  
*present to Co*  
*present 6/11/98*

[REDACTED] \$ [REDACTED] \$ [REDACTED] \$ [REDACTED] \$  
*45-1* [REDACTED] \$ [REDACTED] \$ [REDACTED] \$ [REDACTED] \$

**CONFIDENTIAL**

8/25/99

*8/10/99*

*10/11/98*





julie l. davis *pb* *Execunt - Start Page 2*

From: Diahna Williams [Diahna.Williams@mci.com]  
Sent: ~~Wednesday, August 19, 1998 6:05 PM~~  
To: Julie L. Davis  
Cc: Henry Lewis; Jean Dancy; Sandy Chandler; Frank M. Mancino; Elizabeth G. Frazier; Andrew Graves; Leslie Kerr; Jennifer Soder; Lana Williams  
Subject: FLORIDA FLOW THROUGH version2.0  
Importance: High

Julie-

Thanks, for your patience on this.....

Mass Markets BA has completed the Florida Flow Through. Below is the calculation of the percentage intralata reduction, as you will see the "total" intralata reduction is [redacted] MM would like to propose that BM make up the [redacted] difference. Following, is the FL Flow Through cost support.

Henry--

MM would greatly appreciate it if you could make up the intralata .60% variance.

Call with questions.  
Thanks.  
Diahna

Percentage Reduction of IntraLATA Toll Rates  
=====

	Consumer	SB	BM	Total
1 IntraLATA Rate % Reduction				
a.Total IntraLATA \$\$ Red.=	[redacted]	[redacted]	[redacted]	[redacted]
b.Total IntraLATA Rev.	[redacted]	[redacted]	[redacted]	[redacted]
c.Percent Reduction =	[redacted]	[redacted]	[redacted]	[redacted]
2 LEC Percentage Switched Access Reduction=			[redacted]	[redacted]
			EXCEEDS REQUIREMENTS BY	[redacted]

\*NOTE: Line 1c must be no greater than Line 2.


COMPLETE COST SUPPORT  
=====

NOTE: ALL rates were revised to accomodate the INTRAlata state statue

SB - Preferred *one savings*  
Intralata  
=====  
current  
-----  
Day      Eve      Night

**CONFIDENTIAL**

1  
000072 *45-1*  
*3pi*



[redacted] agrees w/ tariff on 46-7p4

proposed

Day \$0.1425 ✓ Eve \$0.09 ✓ Night \$0.09 ✓ agrees w/ tariff on 46-7p5

Annual Minutes [redacted]

Rate Current \$0.1442 New \$0.1273 Difference (\$0.0169)  
Net Revenue [redacted]

SB - Preferred Interlata

current

✓ Eve \$1.800 ✓ Day \$1.525 ✓ Night \$1.500 = Agreed w/ tariff on 46-7 p1

proposed

✓ Day \$0.1500 ✓ Eve \$0.1300 ✓ Night \$0.1300 = Agreed w/ tariff on 46-7 p2

Annual Minutes 3,734,004

Rate Current \$0.1717 New \$0.1442 Difference (\$0.0275)  
Net Revenue [redacted]

Residential Dial-1 IntraLATA

Executives

month of Dec 97 x 12

current

Day \$0.12 ✓ Eve \$0.08 ✓ Night \$0.08 ✓ 45-1 effective 3/1/98

proposed

Day \$0.1000 ✓ Eve \$0.0800 ✓ Night \$0.0800 ✓ 46-1 effective 7/1/98 46-1/2

Annual Minutes [redacted]

Rate Current \$0.0945 New \$0.0872 Difference (\$0.0072)  
Net Revenue [redacted]

disc'm.

45-1

Residential Dial-1 Interlata

current

Day \$0.25 ✓ Eve \$0.16 ✓ Night \$0.16 ✓ Private July 98 effective 3/1/98 46-1/1

proposed


Rate calculated on 47-1 modes (aparcus) 2p2

CONFIDENTIAL

✓ = Agreed w/ tariff on 46-1

45-1 3p2

000073







COMPANY:  
 TITLE:  
 PERIOD:  
 DATE:  
 AUDITOR:

MCI WORLDCOM  
 MOU's - Estimated vs. Actual  
 JULY AND OCT 98  
 OCTOBER 29, 1999  
 RKY

*rw 1/11/00*

Rate Elements	JULY 98 Annual Intrastate MOU's	IXC Rate Change	Annual Reduction	Annual Reduct Diff
---------------	---------------------------------------	--------------------	---------------------	-----------------------

Execunet Service				
InterLATA - Estimated	[REDACTED]	[REDACTED]	[REDACTED]	[REDACTED]
InterLATA-Actual(2)	$\frac{45.1}{3-2p2}$ [REDACTED]	[REDACTED]	[REDACTED]	[REDACTED]
Difference	[REDACTED]	[REDACTED]	[REDACTED]	[REDACTED]
Execunet Service				
IntraLATA - Estimated	[REDACTED]	[REDACTED]	[REDACTED]	[REDACTED]
IntraLATA-Actual(2)	$\frac{45.1}{3-2p2}$ [REDACTED]	[REDACTED]	[REDACTED]	[REDACTED]
Total Execunet Annual Reduction Difference (Effect of lowering annual reduction dollar amount)				[REDACTED] 15
(A) Add in MCI One Advantage				
InterLATA - Actual	$\frac{45.1}{3-2p2}$ [REDACTED]	[REDACTED]	[REDACTED]	[REDACTED]
IntraLATA-Actual	[REDACTED]	[REDACTED]	[REDACTED]	[REDACTED]
Effect of adding in MCI One Advantage (Effect of increasing annual reduction dollars amount)				[REDACTED]

*NOTE A*  
*Calculation MCI*  
*Without One Adv.*  
 $\frac{45.1}{3-2p1}$

Rate Elements	OCTOBER 98 Annual Intrastate MOU's	IXC Rate Change	Annual Reduction	Annual Reduct Diff
---------------	--	--------------------	---------------------	-----------------------


Execunet Service				
InterLATA - Estimated	[REDACTED]	[REDACTED]	[REDACTED]	[REDACTED]
InterLATA-Annualized (1)	$\frac{45.1}{3-2p3}$ [REDACTED]	[REDACTED]	[REDACTED]	[REDACTED]
Difference	[REDACTED]	[REDACTED]	[REDACTED]	[REDACTED]
Execunet Service				
IntraLATA - Estimated	[REDACTED]	[REDACTED]	[REDACTED]	[REDACTED]
IntraLATA-Annualized(1)	$\frac{45.1}{3-2p4}$ [REDACTED]	[REDACTED]	[REDACTED]	[REDACTED]
Total Execunet Annual Reduction Difference - Oct 98 (Effect of lowering annual reduction dollar amount)				[REDACTED] 15
(A) Add in MCI One Advantage				
InterLATA - Annualized(1)	$\frac{45.1}{3-2p4}$ [REDACTED]	[REDACTED]	[REDACTED]	[REDACTED]
IntraLATA-Annualized (1)	[REDACTED]	[REDACTED]	[REDACTED]	[REDACTED]
Effect of adding in MCI One Advantage (Effect of increasing annual reduction dollars amount)				[REDACTED]

(1) 10/98 to 7/99 Annualized for Company  
 (2) 12 months end 6/1/99 for Company

**CONFIDENTIAL**

$\frac{45.1}{3-2p1}$

000076



7/98 FLORIDA FLOW THROUGH AUDIT

**PER FLOW THROUGH WORKSHEET**

Rate Element	Annual Intrastate MOU's X IXC Rate Change = Annual Reduction		
<b>Consumer  </b>			
Execunet Service			
InterLATA	[REDACTED]	\$ [REDACTED]	\$ [REDACTED]
IntraLATA	[REDACTED]	\$ [REDACTED]	\$ [REDACTED]
MCI One Savings			
InterLATA	[REDACTED]	\$ [REDACTED]	\$ [REDACTED]
<b>Small Business</b>			
Preferred			
InterLATA	[REDACTED]	\$ [REDACTED]	\$ [REDACTED]
IntraLATA	[REDACTED]	\$ [REDACTED]	\$ [REDACTED]
<b>TOTAL RATE REDUCTION</b>			\$ [REDACTED]

**PER ACTUALS**

<b>Consumer</b>			
Execunet Service			
InterLATA	[REDACTED]	\$ [REDACTED]	\$ [REDACTED]
IntraLATA	[REDACTED]	\$ [REDACTED]	\$ [REDACTED]
MCI One Savings			
InterLATA	[REDACTED]	\$ [REDACTED]	\$ [REDACTED]
<b>Small Business</b>			
Preferred			
InterLATA	[REDACTED]	\$ [REDACTED]	\$ [REDACTED]
IntraLATA	[REDACTED]	\$ [REDACTED]	\$ [REDACTED]
<b>MCI One Advantage ***</b>			
New Product Launched 7/98 w/Lowest Instate Rates; Rate Change vs. MCI One Savings			
(Minutes From Period 7/98-9/98 Shown Below, 10/98-Present Shown On 10/98 Audit)			
InterLATA (\$.10 flat)	[REDACTED]	\$ [REDACTED]	\$ [REDACTED]
IntraLATA (\$.05 flat)	[REDACTED]	\$ [REDACTED]	\$ [REDACTED]
<b>TOTAL RATE REDUCTION</b>			\$ [REDACTED]

Handwritten notes and scribbles at the bottom left of the page.

10/98 FLORIDA FLOW THROUGH AUDIT

PER FLOW THROUGH WORKSHEET

Rate Element Annual  
Intrastate MOU's X IXC Rate Change = Annual Reduction

Consumer

Execunet Service

interLATA

intraLATA

MCI One Savings

interLATA

Small Business

Preferred

interLATA

TOTAL RATE REDUCTION

PER ACTUALS 10/98-7/99

Consumer

Execunet Service

interLATA

intraLATA

MCI One Savings

interLATA

Small Business

Preferred

interLATA

\*\*\* MCI One Advantage \*\*\*

(New Product Launched 7/98 w/Lowest Instate Rates; Rate Change vs. MCI One Savings)

interLATA (\$.10 flat)

intraLATA (\$.05 flat)

TOTAL RATE REDUCTION

PER ACTUALS 10/98-7/99 ANNUALIZED

Consumer

Execunet Service

interLATA

intraLATA

MCI One Savings

interLATA

Small Business

Preferred

interLATA

\*\*\* MCI One Advantage \*\*\*

(New Product Launched 7/98 w/Lowest Instate Rates; Rate Change vs. MCI One Savings)

interLATA

intraLATA

TOTAL RATE REDUCTION

CONFIDENTIAL

151  
3/2/93

000078





PAC

November 3, 1999

Ruth Young  
Miami District Office  
Florida Public Service Commission  
3625 NW 82 Avenue, Suite 400  
Miami, FL 33166-7602

VIA FACSIMILE  
AND U.S. MAIL

RE: 7/1/98 and 10/1/98 Flow Through Audit

Dear Ms. Young:

This letter is in response to Data Requests 10 and 11 in the above referenced matter.

Request Number 10 regarded the discrepancy in the minutes of use for Execunet reported on the Flow Thru Worksheet versus the "HUBCAP" report. This difference is due to the following:

45-1  
3-1

The total minutes per the flow through worksheet were based on a 12-month projection using only the month of December 1997 traffic, while the HUBCAP data represents total actual minutes. The projection made at the time the flow through worksheet was prepared was based on traffic patterns at that time. Shifts in traffic patterns since the flow through worksheet was completed are represented within the actual minutes from the HUBCAP report.

Additionally, in mid-1998, the new MCI One Advantage product was launched which offers customers the lowest instate rates we sell. Execunet offers the highest instate rates we sell.

[REDACTED]


Finally, MCIWORLD

[REDACTED]

COM flowed through what was expected.

**CONFIDENTIAL**

000080



Letter to Ruth Young  
November 3, 1999  
Page Two

Request Number 11 regarded the discrepancy between Staff's calculations of the October 1998 intraLATA Vision minutes of use and those reported on the flow through worksheet.

In MCIWORLD.COM's review of this request we found some additional errors. As a result, we are providing a new calculations for both the July and October Vision minutes.

On the July worksheet, MCIWORLD.COM reported a total of [REDACTED] minutes for Vision interLATA and [REDACTED] minutes for intraLATA. In recalculating these minutes, MCIWORLD.COM found errors in both the original calculations provided on the flow through worksheet and in Staff's calculations. As you can see in attachment A, the new interLATA minutes are [REDACTED] and the intraLATA minutes are [REDACTED]. The MCIWORLD.COM initial error could not be identified; however, the new calculations do not change the IXC Rate change amount.

The difference in Staff's calculations for the intraLATA minutes versus those reported on the flow through worksheet is due to the fact that the spreadsheet provided to Staff listed minutes for all services categories including those that did not experience a rate change. After subtracting out the minutes that did not include rate changes, MCIWORLD.COM's new calculations agree with those initially provided on the October flow through worksheet.

Requests 8 and 9 have been received and copies of the requested customers' invoices will be provided as soon as possible.

Please feel free to contact me with any additional concerns regarding this matter.

Sincerely,




Julie L. Davis  
Regulatory Manager

Attachment

**CONFIDENTIAL**

000081




ATTACHMENT A

**CONFIDENTIAL**

*b3*

000082





SA800  
Interlata  
  
INTRALATA

CBL  
DAL  
[Redacted]

Service	Day	Minutes*	Revenue Impact	New Rate per minute	% Change
d Alone 800 DAL lata and Intralata	Day	0.1359	[Redacted]	X 0.1328	2.30%
	Evening	0.1144	[Redacted]	X 0.1118	2.30%
d Alone 800 DAL lata and Intralata	Night/Weekend	0.0832	[Redacted]	X 0.0813	2.30%
	Day	0.2254	[Redacted]	X 0.2201	2.33%
d Alone 800 CBL lata and Intralata	Evening	0.2186	[Redacted]	X 0.2135	2.33%
	Night/Weekend	0.2186	[Redacted]	X 0.2135	2.33%
d Alone 800 WAL lata and Intralata	Day	0.1996	[Redacted]	X 0.1936	3.00%
	Evening	0.1436	[Redacted]	X 0.1393	3.00%
d Alone 800 WAL lata and Intralata	Night/Weekend	0.1022	[Redacted]	X 0.0991	3.00%

MCI annual flowthrough amount  
percentage of annual FL revenue  
BM annual flowthrough amount  
Revenue Impact calculated  
once

[Redacted] monthly impact \$ [Redacted]

Calc from orig [Redacted]

[Redacted]

[Redacted]

[Redacted]

[Redacted]

[Redacted]

[Redacted]

[Redacted]

n Minutes  
er Rate Minutes  
Minutes  
T Minutes  
A SuperWats Plus Service 1  
O Minutes  
Minutes (sum of above)  
  
Minutes

✓ = Agree w/ published tariff on 46-5 p 1 + 3  
✗ = Agree w/ published tariff on 46-5 offer 7/1/98 p 2 + 6

83



Florida 7/98

Current Rates

Vision - Outbound  
Interlata  
INTRALATA

SW Peak  
0.1881  
0.1453

Minutes\* Revenue Impact  
[Redacted]

New Rate per minute  
0.1835  
0.1421

% Change  
2.45%  
2.20%

Vision - Outbound  
Interlata  
INTRALATA

SW Off Peak  
0.1505  
0.1162

Minutes\* Revenue Impact  
[Redacted]

New Rate per minute  
0.1468  
0.1137

% Change  
2.45%  
2.20%

Vision - Outbound  
Interlata  
INTRALATA

DED Peak  
0.1169  
0.1160

Minutes\* Revenue Impact  
[Redacted]

New Rate per minute  
0.1140  
0.1134

% Change  
2.45%  
2.20%

Vision - Outbound  
Interlata  
INTRALATA

DED Off Peak  
0.0935  
0.0928

Minutes\* Revenue Impact  
[Redacted]

New Rate per minute  
0.0912  
0.0908

% Change  
2.45%  
2.20%

Vision - Card  
Interlata  
INTRALATA

Rate  
0.2186  
0.2186

Minutes\* Revenue Impact  
[Redacted]

New Rate per minute  
0.2132  
0.2138

% Change  
2.45%  
2.20%

Vision - Inbound  
Interlata and Intralata

SW Peak  
0.2098

Minutes\* Revenue Impact  
[Redacted]

New Rate per minute  
0.2050

% Change  
2.30%

Vision - Inbound  
Interlata and Intralata

SW Off Peak  
0.1678

Minutes\* Revenue Impact  
[Redacted]

New Rate per minute  
0.1640

% Change  
2.30%

Vision - Inbound  
Interlata and Intralata

DED Peak  
0.1357

Minutes\* Revenue Impact  
[Redacted]

New Rate per minute  
0.1326

% Change  
2.30%

Vision - Inbound  
Interlata and Intralata

DED OffPeak  
0.1086

Minutes\* Revenue Impact  
[Redacted]

New Rate per minute  
0.1061

% Change  
2.30%

NM1 (includes NM1 Card)  
Interlata  
INTRALATA

SW  
0.1357  
0.1077

Minutes\* Revenue Impact  
[Redacted]

New Rate per minute  
0.1357  
0.1077

% Change  
0.00%  
0.00%

NM1  
Interlata  
INTRALATA

DED  
0.0798  
0.0798

Minutes\* Revenue Impact  
[Redacted]

New Rate per minute  
0.0798  
0.0798

% Change  
0.00%  
0.00%

Total Vis.  
Sw Peak

Sw OP  
Ded Peak  
Ded OP

Sw In Peak  
Sw In Op  
Ded In Peak

Ded In Op

Blended Rate

TOTAL VISION MIN  
Interlata  
INTRALATA

Vision Base %

Interlata  
INTRALATA

Power Rate %  
Interlata

INTRALATA

Power Rate off peak %  
Interlata

INTRALATA

network MCI One%  
Interlata

INTRALATA

Card

Card

Card

Card

Card

Σ(A) =  
881,988

457  
7

X = agrees w/ tariff on 46-3

⊙ = agrees w/ tariff on 46-3  
1P3

⊙ = Recalculated off peak tariff is 20% of on peak  
see 46-4

V = agrees w/ tariff on 46-6  
1

Pg 1

CONFIDENTIAL



PowerRate	SW	Minutes*	Revenue Impact	New Rate per minute	% Change
terlata	0.1721	[REDACTED]	[REDACTED]	0.1681	2.30%
INTRALATA	0.1296	[REDACTED]	[REDACTED]	0.1270	2.00%
PowerRate	DED	Minutes*	Revenue Impact	New Rate per minute	% Change
terlata	0.1042	[REDACTED]	[REDACTED]	0.1018	2.30%
INTRALATA	0.1000	[REDACTED]	[REDACTED]	0.0980	2.00%
PowerRate Card	Card	Minutes*	Revenue Impact	New Rate per minute	% Change
terlata	0.1721	[REDACTED]	[REDACTED]	0.1681	2.30%
INTRALATA	0.1296	[REDACTED]	[REDACTED]	0.1270	2.00%

*New rate per minute*  
 $0.48 - 1.1 = 5.1$   
 Recalculation  
 Note G + H

Note K  
 Note G DO LONGER applies - WP 48 is discarded.

$0.221 \times 7 = 1547 + 0.0662 = 2209 - 0.2154 = 0.0055 \times 61,216,862$

NET SW-SW (VNET Card minutes included in SW-SW)	1st 18	Addtl 6	Peak	Minutes*	Revenue Impact	New 1st 18	New Addtl 6	New Rate per minute	% Change
terlata	0.0662 ✓	0.0221 ✓	0.2209	[REDACTED]	[REDACTED]	0.0646 ✓	0.0215 ✓	0.2154	2.50%
INTRALATA	0.0516 ✓	0.0172 ✓	0.1720	[REDACTED]	[REDACTED]	0.0505 ✓	0.0168 ✓	0.1683	2.15%
NET SW-SW	1st 18	Addtl 6	Off Peak	Minutes*	Revenue Impact	New 1st 18	New Addtl 6	New Rate per minute	% Change
terlata	0.0582 ✓	0.0194 ✓	0.1940	[REDACTED]	[REDACTED]	0.0568 ✓	0.0189 ✓	0.1892	2.50%
INTRALATA	0.0470 ✓	0.0157 ✓	0.1569	[REDACTED]	[REDACTED]	0.0461 ✓	0.0154 ✓	0.1535	2.15%
NET SW-DED	1st 18	Addtl 6	Peak	Minutes*	Revenue Impact	New 1st 18	New Addtl 6	New Rate per minute	% Change
terlata	0.0451 ✓	0.0150 ✓	0.1501	[REDACTED]	[REDACTED]	0.0439 ✓	0.0146 ✓	0.1463	2.50%
INTRALATA	0.0454 ✓	0.0151 ✓	0.1511	[REDACTED]	[REDACTED]	0.0444 ✓	0.0148 ✓	0.1479	2.15%
NET SW-DED	1st 18	Addtl 6	Off Peak	Minutes*	Revenue Impact	New 1st 18	New Addtl 6	New Rate per minute	% Change
terlata	0.0353 ✓	0.0118 ✓	0.1179	[REDACTED]	[REDACTED]	0.0345 ✓	0.0115 ✓	0.1150	2.50%
INTRALATA	0.0356 ✓	0.0119 ✓	0.1189	[REDACTED]	[REDACTED]	0.0349 ✓	0.0116 ✓	0.1163	2.15%
NET DED-DED	1st 18	Addtl 6	Peak	Minutes*	Revenue Impact	New 1st 18	New Addtl 6	New Rate per minute	% Change
terlata	0.0174 ✓	0.0058 ✓	0.0580	[REDACTED]	[REDACTED]	0.0174 ✓	0.0058 ✓	0.0580	0.00%
INTRALATA	0.0174 ✓	0.0058 ✓	0.0580	[REDACTED]	[REDACTED]	0.0174 ✓	0.0058 ✓	0.0580	0.00%
NET DED-DED	1st 18	Addtl 6	Off Peak	Minutes*	Revenue Impact	New 1st 18	New Addtl 6	New Rate per minute	% Change
terlata	0.0124 ✓	0.0041 ✓	0.0411	[REDACTED]	[REDACTED]	0.0123 ✓	0.0041 ✓	0.0411	0.00%
INTRALATA	0.0124 ✓	0.0041 ✓	0.0411	[REDACTED]	[REDACTED]	0.0123 ✓	0.0041 ✓	0.0411	0.00%
ISA SuperWats Plus Service 1	1st 30	Addtl 6	Day	Minutes*	Revenue Impact	New 1st 30	New Addtl 6	New Rate per minute	% Change
terlata and Intralata	0.0678	0.0136	0.1358	[REDACTED]	[REDACTED]	0.0664	0.0133	0.1328	2.20%
ISA SuperWats Plus Service 1	1st 30	Addtl 6	Evening	Minutes*	Revenue Impact	New 1st 30	New Addtl 6	New Rate per minute	% Change
terlata and Intralata	0.0670	0.0114	0.1240	[REDACTED]	[REDACTED]	0.0607	0.0114	0.1213	2.20%
ISA SuperWats Plus Service 1	1st 30	Addtl 6	Night	Minutes*	Revenue Impact	New 1st 30	New Addtl 6	New Rate per minute	% Change
terlata and Intralata	0.0411	0.0082	0.0821	[REDACTED]	[REDACTED]	0.0402	0.0080	0.0803	2.20%

VNET Minutes  
 Interlata  
 INTRALATA  
 SW to SW % of SW origination  
 SW to DED % of SW origination  
 DED to SW % of DED origination  
 DED to DED % of DED origination

$\Sigma B = 1,044,594$   $(45/17)$

Note G Recalculation  
 of the new rate per minute column shows - see WP 48 for explanation + affect of math errors.

Note H FIRST MESS company sent is not what was used in Kelly - Recalculated shows need rate per minute correct.  $(47/13)$

See WP 37-2/6

$\checkmark = \text{agrees w/ tariff on } 46-2$

4/17/03

SW

SW Total

DED

[REDACTED]

**CONFIDENTIAL**

kw 44/100  
18/29/97

1  
2  
3  
4  
5  
6  
7  
8  
9  
10  
11  
12  
13  
14  
15  
16  
17  
18  
19  
20  
21  
22  
23  
24  
25  
26  
27  
28  
29  
30  
31  
32  
33  
34  
35  
36  
37  
38  
39  
40  
41  
42  
43

**CONFIDENTIAL**

45-1

COMPANY:  
TITLE:  
PERIOD:  
DATE:  
AUDITOR:

MCI WORLDCOM  
RECALCULATION OF  
BLENDED RATES FOR VNET TARIFF  
JULY 1, 1998 and OCTOBER 1, 1998  
JANUARY 7, 2000  
RKY

WP NO. 45-1-5-1

*Explanation of Footnote J on 45-1*

Staff recalculated the new rate per minute based on the tariff as filed with the Commission.

for Example

Interlata Peak

1st 18

Second Six <sup>45-1</sup> 0.0215

Times 7

0.0646

0.1505

-----  
0.2151

Per company Doc;m  
on 45-~~15~~

0.2154

The rest of the calculations are on WP 45-1/5-1/1

The difference in the staff's calculation and the company's calculation appears to be rounding as when using the company's billing system printouts we can see that the company used the correct tariff. This is on WP 45-1/5-1/1.

Also, when staff recalculated the sample bills on WP No. ~~57-2~~, we use the blended rates on 45-1/5 and came up with the same amounts as billed to the customer.

An example of how the different methods of calculating this bring about the same results that are billed to the customer is included on WP NO. 57-2/6 Page two.

**CONFIDENTIAL**

KW  
1/11/00

45-1  
57-2

57-2/6

885

Florida 1098	Current Rates	Minutes*	Revenue Impact	New Rate per minute	% Change			
Vision - Outbound	SW Peak 0.1835	[REDACTED]	(A)	0.1782	2.90%			
Intrata	0.1421	[REDACTED]	(A)	0.1421	0.00%			
INTRALATA								
Vision - Outbound	SW Off Peak 0.1469	[REDACTED]	(A)	0.1425	2.90%			
Intrata	0.1137	[REDACTED]	(A)	0.1137	0.00%			
INTRALATA								
Vision - Outbound	DED Peak 0.1140	[REDACTED]	(A)	0.1107	2.90%			
Intrata	0.1134	[REDACTED]	(A)	0.1101	2.90%			
INTRALATA								
Vision - Outbound	DED Off Peak 0.0912	[REDACTED]	(A)	0.0886	2.90%			
Intrata	0.0908	[REDACTED]	(A)	0.0882	2.90%			
INTRALATA								
Vision - Card	Rate 0.2132	[REDACTED]	(A)	0.2070	2.90%			
INTRALATA	0.2132	[REDACTED]	(A)	0.2132	0.00%			
Vision - Inbound	SW Peak 0.2050	[REDACTED]	(A)	0.1989	3.00%			
Intrata and Intralata								
Vision - Inbound	SW Off Peak 0.1640	[REDACTED]	(A)	0.1591	3.00%			
Intrata and Intralata								
Vision - Inbound	DED Peak 0.1326	[REDACTED]	(A)	0.1288	2.90%			
Intrata and Intralata								
Vision - Inbound	DED Off Peak 0.1061	[REDACTED]	(A)	0.1030	2.90%			
Intrata and Intralata								
NM1 (Includes NM1 Card)	SW 0.1357	[REDACTED]	(A)	0.1340	1.25%			
Intrata	0.1077	[REDACTED]	(A)	0.1064	1.25%			
INTRALATA								
NM1	DED 0.0798	[REDACTED]	(A)	0.0799	1.10%			
Intrata	0.0798	[REDACTED]	(A)	0.0799	1.10%			
INTRALATA								

(N) = Agree w/ diff on 46-6  
 N = Agree w/ tariff on 46-6  
 V = Agree w/ tariff on 46-3  
 181  
 185  
 Off peak is 20% less than on peak  
 See 46-4

0 Via 47-1  
 .w. 2138 on tariff  
 No change in  
 Notes

Blended Rate  
 452  
 16

CONFIDENTIAL

OPTAL VISION-MIN	Card	OB SW	OB DED	CBL	WAL	DAL	Vis IB is	Total VIS IB ITA minutes
Material							Vis OB is	Total VIS OB ITA minutes
NTRALATA							PR IB is	Total VIS IB ITA minutes
							PR OB is	Total VIS OB ITA minutes
							PR off peak IB	Total VIS IB ITA minutes
							PR off peak OB	Total VIS OB ITA minutes
							nM1 is	Total VIS minutes
vision Base %	Card	OB SW	OB DED	CBL	WAL	DAL		
Material								
NTRALATA								
Power Rate %	Card	OB SW	OB DED	CBL	WAL	DAL		
Material								
NTRALATA								
Power Rate off peak %	Card	OB SW	OB DED	CBL	WAL	DAL		
Material								
NTRALATA								
Network MCI One%	Card	OB SW	OB DED	CBL	WAL	DAL		
Material								
NTRALATA								

000104



Service	Time Period	Minutes*	Revenue Impact	New Rate per minute	% Change	
Stand Alone 800 DAL Interlata and Intralata	Day	0.1328	[REDACTED]	0.1298	3.00%	
Stand Alone 800 DAL Interlata and Intralata	Evening	0.1118	[REDACTED]	0.1084	3.00%	
Stand Alone 800 DAL Interlata and Intralata	Night/Weekend	0.0813	[REDACTED]	0.0789	3.00%	
Stand Alone 800 CBL Interlata and Intralata	Day	0.2201	[REDACTED]	0.2135	3.00%	
Stand Alone 800 CBL Interlata and Intralata	Evening	0.2135	[REDACTED]	0.2071	3.00%	
Stand Alone 800 CBL Interlata and Intralata	Night/Weekend	0.2135	[REDACTED]	0.2071	3.00%	
Stand Alone 800 WAL Interlata and Intralata	Day	0.1936	[REDACTED]	0.1896	2.05%	
Stand Alone 800 WAL Interlata and Intralata	Evening	0.1393	[REDACTED]	0.1364	2.05%	
Stand Alone 800 WAL Interlata and Intralata	Night/Weekend	0.0991	[REDACTED]	0.0971		\$ [REDACTED]
Total MCI annual flowthrough amount				vnet	sa800	vision
BM percentage of annual FL revenue						
Total BM annual flowthrough amount				monthly impact	\$	6
Revenue Impact calculated						
Variance						
				Calc from orig		
Vision Minutes						
Power Rate Minutes						
NMI Minutes						
VNET Minutes						
TUSA SuperWats Plus Service 1						
SA800 Minutes						
Total Minutes (sum of above)						
Total Minutes						

✓ = agrees w/ published tariff on 46-5 p 2 + 6

X = agrees w/ published tariff on 46-5 p 3 + 7

B63



KW: 11/11/00  
R 10/29/99

1  
2  
3  
4  
5  
6  
7  
8  
9  
10  
11  
12  
13  
14  
15  
16  
17  
18  
19  
20  
21  
22  
23  
24  
25  
26  
27  
28  
29  
30  
31  
32  
33  
34  
35  
36  
37  
38  
39  
40  
41  
42  
43

**CONFIDENTIAL**


450  
5

Annual \$ Reduction


11/11/00

10/29/00

VISION



VNET



0 . \*

0 . \*

0 . \*

0 . \*

ⓐ 45-2  
5

ⓐ 45-2

ⓑ 45-2  
5

ⓐ 45-2

CONFIDENTIAL

~~45-2  
6~~

8/11/19/99

**AUDIT DISCLOSURE 1**

**SUBJECT: TARIFF CHANGES**

**STATEMENT OF FACTS:** The company reduced the following rate elements on the Interexchange Carrier Flow Through Work Sheets for July 1, and October 1, 1998.

	July 1, 1998 Reduction	October 1, 1998 Reduction
<b>Residential</b>		
46 & 46-1/1 { Execunet Service	Yes	Yes
{ MCI One Savings	Yes	Yes
<b>Small Business</b>		
46-7 Preferred	Yes	Yes
<b>Business Market</b>		
Vision (46-3) (46-2)	Yes	Yes
Vnet (46-3) (46-3)	Yes	Yes
800 Service (46-3) (46-3)	Yes	Yes
networkMCI One (46-6) (46-6)	No	Yes

An analysis of the tariff changes subsequent to the October 1, 1998 tariffs shows that four of the rate elements were increased on January 28, 1998. They are Vision, Vnet, 800 Service and networkMCI One. 42 p 2-6

**OPINION:** A schedule detailing the reductions and increases is on the schedule attached to this disclosure. It appears that a majority of the elements were increased on January 28, 1999 to an amount equal to or higher than in effect before the first access charge reduction flow through.

42 p 2-6

**CONFIDENTIAL**

46 p 1 of 6

46

COMPANY: MCIWORLD.COM  
 TITLE: ANALYSIS OF TARIFF CHANGES  
 VISION  
 PERIOD: FEBRUARY 1, 1998 THROUGH JANUARY 1, 1999  
 DATE: NOVEMBER 16, 1999  
 AUDITOR: RKY

COMPANY: MCIWORLD.COM  
 TITLE: ANALYSIS OF TARIFF CHANGES  
 VISION  
 PERIOD: FEBRUARY 1, 1998 THROUGH JANUARY 1, 1999  
 DATE: NOVEMBER 16, 1999  
 AUDITOR: RKY

OPTION J (MCI VISION)

	InterLata			IntraLata		
	Switched Access	Dedicated Access	Vision Card Access	Switched Access	Dedicated Access	Vision Card Access
46-3 1 p1 5TH REVISED SHEET 26.18.1.2 February 1, 1998	0.1881	0.1169	0.2186	0.1453	0.116	0.2186
46-3 1 p2 6TH REVISED SHEET 26.18.12 July 1, 1998	0.1835	0.114	0.2132	0.1421	0.1134	0.2138
Reduction on July 1, 1998	-0.0046	-0.0029	-0.0054	-0.0032	-0.0026	-0.0048
46-3 1 p5 7th REVISED SHEET 26.18.1.2 October 1, 1998	0.1782	0.1107	0.207	0.1421	0.1101	0.2138
Reduction on October 1, 1998	-0.0053	-0.0033	-0.0062	0	-0.0033	0
46-3 1 p7 8th REVISED SHEET 26.18.1.2 January 28, 1999	0.1887	0.1172	0.2192	0.1505	0.1166	0.2264
Increase on January 28, 1999	0.0105	0.0065	0.0122	0.0084	0.0065	0.0126

It appears that for this portion of the rate element the January 28, 1999 rate is higher than the rate before the IXC Access reduction.

MCI VISION POWER RATE PROGRAM

	InterLata			IntraLata		
	In/Out Sw. Access	In/Out Ded. Access	Power Card	In/Out Sw. Access	In/Out Ded. Access	Power Card
46-3 1 p2 22 REVISED SHEET 26.18.0.2 February 1, 1998	0.1721	0.1042	0.1721	0.1296	0.1	0.1296
46-3 1 p4 23rd REVISED SHEET 26.18.0.2 July 1, 1998	0.1681	0.1018	0.1681	0.127	0.098	0.127
Reduction on July 1, 1998	-0.004	-0.0024	-0.004	-0.0026	-0.002	-0.0026
46-3 1 p4 24th REVISED SHEET 26.18.0.2 October 1, 1998	0.1632	0.0988	0.1632	0.127	0.0952	0.127
Reduction on October 1, 1998	-0.0049	-0.003	-0.0049	0	-0.0028	0
46-3 1 p8 25th REVISED SHEET 26.18.0.2 January 28, 1999	0.1728	0.1046	0.1728	0.1345	0.1005	0.1345
Increase on January 28, 1999	0.0096	0.0058	0.0096	0.0075	0.0053	0.0075

It appears that all the elements in this part of the tariff that were reduced for the IXC access charge reduction were increased on January 28, 1999 to an amount higher than the February 1, 1998 tariff.

**CONFIDENTIAL**

C00109

46 p2

2

COMPANY: MCI WORLDCOM  
 TITLE: ANALYSIS OF TARIFF CHANGES  
 VNET  
 PERIOD: MAY 1, 1998 THROUGH JANUARY 28, 1999  
 DATE: NOVEMBER 17, 1999  
 AUDITOR: RKY

	Interlata Business Day Rates					
	Sw-Sw & Card	Sw-Sw & Card	Sw-Ded Ded-Sw & Card	Sw-Ded Ded-Sw & Card	Ded-Ded	Ded-Ded
	First 18 Sec	Add'l 6 Sec	First 18 Sec	Add'l 6 Sec	First 18 Sec	Add'l 6 Sec
$\frac{46-2}{182}$ 19th Revised Sheet 26.17 May 1, 1998	0.0662	0.0221	0.0451	0.0150	0.0174	0.0058
$\frac{46-2}{184}$ 20th Revised Sheet 26.17 July 1, 1998	0.0646	0.0215	0.0439	0.0146	0.0174	0.0058
<u>Reduction on July 1, 1998</u>	-0.0016	-0.0006	-0.0012	-0.0004	0.0000	0.0000
$\frac{46-2}{185}$ 21st Revised Sheet 26.17 October 1, 1998	0.0626	0.0209	0.0425	0.0142	0.0174	0.0058
<u>Reduction on October 1, 1998</u>	-0.0020	-0.0006	-0.0014	-0.0004	0.0000	0.0000
$\frac{46-2}{187}$ 22nd Revised Sheet 26.17 January 28, 1999	0.0663	0.0221	0.0450	0.0150	0.0183	0.0061
<u>Increase on Jan 28, 1999</u>	0.0037	0.0012	0.0025	0.0008	0.0009	0.0003

Out of the six elements, it appears that five were increased January 28, 1999 to a higher rate in effect prior to the flow through of the access charge reduction.

	Intralata Business Day Rates					
	Sw-Sw & Card	Sw-Sw & Card	Sw-Ded Ded-Sw & Card	Sw-Ded Ded-Sw & Card	Ded-Ded	Ded-Ded
	First 18 Sec	Add'l 6 Sec	First 18 Sec	Add'l 6 Sec	First 18 Sec	Add'l 6 Sec
$\frac{46-2}{181}$ 19th Revised Sheet 26.17 May 1, 1998	0.0516	0.0172	0.0454	0.0151	0.0174	0.0058
$\frac{46-2}{184}$ 20th Revised Sheet 26.17 July 1, 1998	0.0505	0.0168	0.0444	0.0148	0.0174	0.0058
<u>Reduction on July 1, 1998</u>	-0.0011	-0.0004	-0.0010	-0.0003	0.0000	0.0000
$\frac{46-2}{185}$ 21st Revised Sheet 26.17 October 1, 1998	0.0489	0.0163	0.0431	0.0144	0.0174	0.0058
<u>Reduction on October 1, 1998</u>	-0.0016	-0.0005	-0.0013	-0.0004	0.0000	0.0000
$\frac{46-2}{187}$ 22nd Revised Sheet 26.17 January 28, 1999	0.0519	0.0173	0.0456	0.0152	0.0183	0.0061
<u>Increase on Jan 28, 1999</u>	0.0030	0.0010	0.0025	0.0008	0.0009	0.0003

It appears that all elements of this tariff were increased on January 28, 1999 to an amount higher than in effect before the access charge reduction flow through.

**CONFIDENTIAL**

Filename

000110 4613

COMPANY:  
TITLE:  
PERIOD:  
DATE:  
AUDITOR:

MCI WORLDCOM  
ANALYSIS OF TARIFF CHANGES  
VNET  
MAY 1, 1998 THROUGH JANUARY 28, 1999  
NOVEMBER 17, 1999  
RKY

VNET

	Interlata		Non Business Day Rates			
	Sw-Sw & Card	Sw-Sw & Card	Sw-Ded Ded-Sw & Card	Sw-Ded Ded-Sw & Card	Ded-Ded	Ded-Ded
	First 18 Sec	Add'l 6 Sec	First 18 Sec	Add'l 6 Sec	First 18 Sec	Add'l 6 Sec
46-2 1/11 19th Revised Sheet 26.17.1 May 1, 1998	0.0582	0.0194	0.0353	0.0118	0.0124	0.0041
46-2 1/13 20th Revised Sheet 26.17.1 July 1, 1998	0.0568	0.0189	0.0345	0.0115	0.0123	0.0041
<u>Reduction on July 1, 1998</u>	-0.0014	-0.0005	-0.0008	-0.0003	-0.0001	0.0000
46-2 1/16 21th Revised Sheet 26.17.1 October 1, 1998	0.0550	0.0183	0.0335	0.0112	0.0123	0.0041
<u>Reduction on October 1, 1998</u>	-0.0018	-0.0006	-0.0010	-0.0003	0.0000	0.0000
46-2 1/18 22nd Revised Sheet 26.17.1 January 28, 1999	0.0582	0.0194	0.0357	0.0119	0.0129	0.0043
<u>Increase on Jan 28, 1999</u>	0.0032	0.0011	0.0022	0.0007	0.0006	0.0002

Out of the six elements, two were increased on Jan 28, 1999 to the same amount as the tariff prior to the two reductions. Four were increased on Jan 28, 1999 resulting in higher tariffs than were in effect prior to the flow through reduction.

	Intralata		Non Business Day Rates			
	Sw-Sw & Card	Sw-Sw & Card	Sw-Ded Ded-Sw & Card	Sw-Ded Ded-Sw & Card	Ded-Ded	Ded-Ded
	First 18 Sec	Add'l 6 Sec	First 18 Sec	Add'l 6 Sec	First 18 Sec	Add'l 6 Sec
46-2 1/11 19th Revised Sheet 26.17.1 May 1, 1998	0.0470	0.0157	0.0356	0.0119	0.0124	0.0041
46-2 1/13 20th Revised Sheet 26.17.1 July 1, 1998	0.0461	0.0154	0.0349	0.0116	0.0123	0.0041
<u>Reduction on July 1, 1998</u>	-0.0009	-0.0003	-0.0007	-0.0003	-0.0001	0.0000
46-2 1/16 21th Revised Sheet 26.17.1 October 1, 1998	0.0448	0.0149	0.0338	0.0113	0.0123	0.0041
<u>Reduction on October 1, 1998</u>	-0.0013	-0.0005	-0.0011	-0.0003	0.0000	0.0000
46-2 1/18 22nd Revised Sheet 26.17.1 January 28, 1999	0.0474	0.0158	0.0360	0.0120	0.0129	0.0043
<u>Increase on Jan 28, 1999</u>	0.0026	0.0009	0.0022	0.0007	0.0006	0.0002

It appears that all rate elements were increased on Jan 28, 1999 to an amount higher than the tariff in effect prior to the flow through of the access charge reduction.

**CONFIDENTIAL** "VNET"

46.04

COMPANY:  
TITLE:  
PERIOD:  
DATE:  
AUDITOR:

MCIWORLD.COM  
ANALYSIS OF TARIFF CHANGES  
800 SERVICE  
OCTOBER 1, 1997 THROUGH JANUARY 28, 1999  
NOVEMBER 16, 1999  
RKY

Option H (MCI 800 Service)

	Dedicated Termination Option			Switched WATS Termination		
	Business Day	Business Evening	Night & Weekend	Business Day	Business Evening	Night & Weekend
14th Revised Sheet 26.15 October 1, 1997 <i>46-5 / 1P1</i>	0.1359	0.1144	0.0832	0.1996	0.1436	0.1022
15th Revised Sheet 26.15 July 1, 1998 <i>46-5 / 1P2</i>	0.1328	0.1118	0.0813	0.1936	0.1393	0.0990
<u>Reduction on July 1, 1998</u>	(0.0031)	(0.0026)	(0.0019)	(0.0060)	(0.0043)	(0.0032)
16th Revised Sheet 26.15 October 1, 1998 <i>46-5 / 1P3</i>	0.1228	0.1084	0.0789	0.1896	0.1364	0.0971
<u>Reduction on October 1, 1998</u>	(0.0100)	(0.0034)	(0.0024)	(0.0040)	(0.0029)	(0.0019)
17th Revised Sheet 26.15 January 28, 1999 <i>46-5 / 1P4</i>	0.1364	0.1148	0.0836	0.2008	0.1444	0.1028
<u>Increase on January 28, 1999</u>	0.0136	0.0064	0.0047	0.0112	0.0080	0.0057
	<b>Business Line Termination</b>					
	Business Day	Business Evening	Night & Weekend			
17th Revised Sheet 26.16 October 1, 1997 <i>46-5 / 1P5</i>	0.2254	0.2186	0.2186			
18th Revised Sheet 26.16 July 1, 1998	0.2201	0.2135	0.2135			
<u>Reduction on July 1, 1998</u>	(0.0053)	(0.0051)	(0.0051)			
19th Revised Sheet 26.16 October 1, 1998 <i>46-5 / 1P6</i>	0.2135	0.2071	0.2071			
<u>Reduction on October 1, 1998</u>	(0.0066)	(0.0064)	(0.0064)			
20th Revised Sheet 26.16 January 28, 1999 <i>46-5 / 1P7</i>	0.2261	0.2193	0.2193			
<u>Increase on January 28, 1999</u>	0.0126	0.0122	0.0122			

It appears that all elements of this tariff were increased on January 28, 1999 to an amount higher than in effect before the access charge reduction flow through.

**CONFIDENTIAL**

800 ser = 0.00110 46p5





COMPANY:  
 TITLE:  
 PERIOD:  
 DATE:  
 AUDITOR:

~~MCI~~  
 CALCULATION OF TARIFFS  
 JULY 1 AND OCTOBER 1, 1998  
 SEPTEMBER 15, 1999  
 RKY

*KW 1/11/00*

WP NO.

SERVICE*	RATES	DATE	DAY	EVE	NIGHT	WEIGHTED AVERAGE
EXECUNET	INTRALATA	3/1/98		0.1200	0.0800	0.0800
		7/1/98		0.1000	0.0800	0.0800
				DIFFERENCE		
		10/1/98		0.1000	0.0700	0.0700
				DIFFERENCE		
	INTERLATA		3/1/98		0.2500	0.1600
7/1/98				0.2500	0.1500	0.1500
				DIFFERENCE		
		10/1/98		0.2500	0.1300	0.1300
				DIFFERENCE		
MCI ONE SAVINGS INTERLATA			6/19/98		0.2500	0.1000
	7/1/98			0.2400	0.1000	0.1000
				DIFFERENCE		
		10/1/98		0.2000	0.1000	0.1000
				DIFFERENCE		
		1/1/99		0.2000	0.1000	0.1000

*See file for details*

**CONFIDENTIAL**

*46-1*

**CONFIDENTIAL**

000114

COMPANY: MCI  
 TITLE: CALCULATION OF TARIFFS  
 PERIOD: JULY 1 AND OCTOBER 1, 1998  
 DATE: SEPTEMBER 15, 1999  
 AUDITOR: RKY

WP NO. WP46-2

EXAMPLE OF HOW DIFFERENCE IN RATES ARE CALCULATED FROM 45-1/5 AND 45-2/5

SERVICE*	RATES	DATE	1ST 18	ADDTL 6	COMPANY WEIGHTED AVERAGE PEAK	STAFF WEIGHTED AVERAGE PEAK	DIFFERENCE	Note (A)
VNET SW-SW PLUS CARD INTERLATA		5/1/98	0.0662	0.0221	0.2209 (1)	0.2209	0.0000	
		7/1/98	0.0646	0.0215	0.2154 (2)	0.2151	0.0003	
					0.0055	0.0058	(0.0003)	
TIMES MOU					$\frac{45-1}{SP2}$			
		10/1/98	0.0626	0.0209	0.2086 (3)	0.2089	(0.0003)	
		7/1/98 LESS 10/1/98						
TIMES MOU					0.0068	0.0062	0.0006	
					$\frac{45-2}{SP2}$			

CONFIDENTIAL

46-2  
 R-1-82  
 000115

(A) The difference as explained by the company on 47-1 page 3 may be in math errors, decimals carried out. The company does not have the original files - for this calculation MCI is slightly [redacted] - The company calculated the other V Net + come out slightly [redacted] in end category. However, they said that other [redacted] elements were slightly [redacted] making up the difference.

(B) The % of the difference from the whole annual reduction [redacted] (45-1) is [redacted] (45-2) is immaterial - pass on disclosure.

100/11/80

COMPANY:  
TITLE:  
PERIOD:  
DATE:  
AUDITOR:

MCI  
CALCULATION OF TARIFFS  
JULY 1 AND OCTOBER 1, 1998  
SEPTEMBER 15, 1999  
RKY

WP NO.

WP46-2

	(1)	(2)	(3)
	5/1/98	7/1/98	10/1/98
ADDTL 6 TIMES	0.0221 7	0.0215 7	0.0209 7 *
PLUS 1ST 18	0.1547 0.0662	0.1505 0.0646	0.1463 0.0626
	0.2209	0.2151	0.2089
STAFF CALCULATED CHANGE		0.0263	0.0288
COPANY CALCULATION CHANGE		0.0250	0.0300
DIFFERENCE IN CHANGE		0.0013	(0.0012)

Need to reach full minute rate  
 (47-18<sup>3</sup>) 7 x 6 seconds = 42 seconds  
 + 18 initial seconds  
 -----  
 60 seconds.

**CONFIDENTIAL**

8282

000116

46-2

RBC **MCI WORLD COM**  
September 29, 1999

Received  
9/30/99

Law & Public Policy  
Six Concourse Parkway  
Suite 3200  
Atlanta, GA 30328

Ruth Young  
Miami District Office  
Florida Public Service Commission  
3625 NW 82 Avenue, Suite 400  
Miami, FL 33166-7602

Confidential

RE: 7/1/98 and 10/1/98 Flow Through Audit

Dear Ms. Young:

Attached please find MCI WorldCom's responses to Requests 2-7 for MCI Telecommunications Corporation (MCI) in the above referenced matter.

2) Re: Study Period # Intrastate Minutes (MOUs)

For both July and Oct. 98 IXC flow thru worksheets, provide copy of bills from GTE and Sprint to back up the amount of study period MOUs.

MCI does not receive hard copies of invoices from GTE or Sprint. The bill data is sent electronically and is then loaded into a database for our Financial Operations Organization to access. Data is pulled from this database and is assimilated into the type of spreadsheet that was initially provided on August 25, 1999 as back up for the Sprint and GTE calculations shown on the worksheets.

3) Please answer the attached requests re: annual intrastate MOUs for 7/98 & 10/98

- A. For Execunet service, how did you determine the annual MOU amounts on the IXC flow through worksheets? Provide documentation in addition to the memo previously provided. For example, from what accounting system were these MOUs obtained, provide copies of reports backing up the totals.

See Attachment A. The annual MOUs for Execunet service were determined by looking at one average month's worth of traffic and multiplying it by 12. For the July worksheet, the month of December 1997 was used and for the October worksheet, June 1998 was used. This information is housed in our HUBCAP database. This data is currently not readily available, but what has been provided is actual HUBCAP data for Execunet, MCI One Savings, and MCI One Advantage from 7/1/98 through 6/1/99.

45-1  
3-1

**CONFIDENTIAL** 47-1

C00117



Letter to Ms. Young  
September 29, 1999  
Page Two

- B. The documentation provided for Business Markets for VNET in total does not agree with staff calculation. See attached Schedule A for 7-98 and B for 10-98. Please explain the differences.

$$\frac{45-1}{4}$$
$$\frac{45-2}{4}$$

In Staff's calculations for both Schedule A and B, all components of Vnet service were included (i.e., Switched to Switched, Switched to Dedicated, and Dedicated to Dedicated). In MCI's calculations provided on both the July and October worksheets, the Dedicated to Dedicated MOUs were not included. This is due to the fact that no rate reductions occurred to this rate type.

- C. For VNET, please explain how you came up with the annual minutes on the documentation provided. Provide explanation of how you determined the annual minutes and documentation from the company's records.

The MOUs for Vnet were calculated using the same method as stated in A. above. MCI is still in the process of pulling all the data to support both worksheets for the Business Markets services. This information will be provided as soon as it is received.

*open scope limit*



$$\frac{47-1}{4}$$

*No data available*

- D. For Vision, please provide the % used for inter and intra lata so that we may determine the total minutes of use from the back up provided, as we discussed before.

For July 1998 the Vision intraLATA percentage is [redacted] and 800 is [redacted]. For October 1998 the intraLATA percentage is [redacted] and 800 is [redacted].

$$\frac{45-1}{6}$$

- E. Also, for Vision, explain how you came up with the annual minutes on the documentation provided. Provide explanation of how you determined the annual minutes and documentation from the company's records.

*open scope limit*


See the answer to C above.

$$\frac{47-1}{4}$$

*No data available*

000118

**CONFIDENTIAL**



4. Please answer the attached requests re: weighted avg. peak rates.

Staff recalculated the weighted average using the method discussed with you. For one VNET service, staff came up with different amounts than you did for the difference in tariff, for the dollar reduction amount and for the change in % of the tariff. See attached. We did not calculate the rest of VNET yet. Please let me know if there is a problem with your calculations or mine.

While I don't have access to the original files, errors of this nature are typically due to rounding problems in the spreadsheets used to calculate the rate reductions and impacts. One element may be carried out more or less decimal points than another element causing slight differences in calculations. As you can see, MCI's calculations are slightly lower than Staff's. This was the case in the majority of the figures I checked. The result of this is that MCI reduced other rates deeper in order to flow through the correct amount of dollars. So MCI concludes that no harm has been done to the customer and the total flow dollar amount has been reached.

46-2

In regards to you question concerning the calculation of the Vnet per minute rate, "7" is used in calculating this rate because these calls are billed in 18 second initial increments and 6 second additional increments. In order to reach a full minute rate, you must use 7 additional increments. See the formula below:

$$\begin{array}{r} 7 \times 6 \text{ seconds} = 42 \text{ seconds} \\ + \quad \quad \quad 18 \text{ initial seconds} \\ \hline 60 \text{ seconds} \end{array}$$

46-2p2

not used  
in billing  
see w.p.  
57-2  
6.  
For billing  
method

5. For "Execunet" service, provide calculation of how you determined the current and new blended rates from the actual tariff rates both current and proposed of 7/1/98 and 10/1/98 as attached on attachment "E."

Using the formula provided as Attachment B you can calculate the blended rates for Execunet service. The peak and off-peak percentages were determined by looking at the total intraLATA minutes of use and determining which are peak and which are off-peak.

45-1  
3  
45-2  
3

47-1  
2p2

000119  
CONFIDENTIAL





PBC

8/14/29/99

# ATTACHMENT A

**CONFIDENTIAL**

47-1  
1 P1

000121



7/98 - 6/99  
Basic Dial-1 (Execu

Year	Month	Day	Time	Location	Notes
7/1/98	7/1/98	7/1/98	7:00 AM	...	...
7/2/98	7/2/98	7/2/98	7:00 AM	...	...
7/3/98	7/3/98	7/3/98	7:00 AM	...	...
7/4/98	7/4/98	7/4/98	7:00 AM	...	...
7/5/98	7/5/98	7/5/98	7:00 AM	...	...
7/6/98	7/6/98	7/6/98	7:00 AM	...	...
7/7/98	7/7/98	7/7/98	7:00 AM	...	...
7/8/98	7/8/98	7/8/98	7:00 AM	...	...
7/9/98	7/9/98	7/9/98	7:00 AM	...	...
7/10/98	7/10/98	7/10/98	7:00 AM	...	...
7/11/98	7/11/98	7/11/98	7:00 AM	...	...
7/12/98	7/12/98	7/12/98	7:00 AM	...	...
7/13/98	7/13/98	7/13/98	7:00 AM	...	...
7/14/98	7/14/98	7/14/98	7:00 AM	...	...
7/15/98	7/15/98	7/15/98	7:00 AM	...	...
7/16/98	7/16/98	7/16/98	7:00 AM	...	...
7/17/98	7/17/98	7/17/98	7:00 AM	...	...
7/18/98	7/18/98	7/18/98	7:00 AM	...	...
7/19/98	7/19/98	7/19/98	7:00 AM	...	...
7/20/98	7/20/98	7/20/98	7:00 AM	...	...
7/21/98	7/21/98	7/21/98	7:00 AM	...	...
7/22/98	7/22/98	7/22/98	7:00 AM	...	...
7/23/98	7/23/98	7/23/98	7:00 AM	...	...
7/24/98	7/24/98	7/24/98	7:00 AM	...	...
7/25/98	7/25/98	7/25/98	7:00 AM	...	...
7/26/98	7/26/98	7/26/98	7:00 AM	...	...
7/27/98	7/27/98	7/27/98	7:00 AM	...	...
7/28/98	7/28/98	7/28/98	7:00 AM	...	...
7/29/98	7/29/98	7/29/98	7:00 AM	...	...
7/30/98	7/30/98	7/30/98	7:00 AM	...	...
7/31/98	7/31/98	7/31/98	7:00 AM	...	...

~~[Redacted]~~  
~~[Redacted]~~  
~~[Redacted]~~

45-1  
3-1

45-1  
3-1

Inter data  
per Co.  
Prepared dia m

47-1  
102

**CONFIDENTIAL**



7/98 - 6/99  
MCI One Savings

Month	Account Type	Balance	Interest	Total
7/1998	...	...	...	...
8/1998	...	...	...	...
9/1998	...	...	...	...
10/1998	...	...	...	...
11/1998	...	...	...	...
12/1998	...	...	...	...
1/1999	...	...	...	...
2/1999	...	...	...	...
3/1999	...	...	...	...
4/1999	...	...	...	...
5/1999	...	...	...	...
6/1999	...	...	...	...
Total				

45-1  
3-1

47-1  
1P4  
**CONFIDENTIAL**  
000101

10/98-7/99  
MCI One Savings

DATE	DESCRIPTION	AMOUNT	BALANCE
10/1/98	...	...	...
11/1/98	...	...	...
12/1/98	...	...	...
1/1/99	...	...	...
2/1/99	...	...	...
3/1/99	...	...	...
4/1/99	...	...	...
5/1/99	...	...	...
6/1/99	...	...	...
7/1/99	...	...	...
8/1/99	...	...	...
9/1/99	...	...	...
10/1/99	...	...	...
11/1/99	...	...	...
12/1/99	...	...	...
1/1/00	...	...	...

47-1  
195

**CONFIDENTIAL**

7/98 - 9/98  
MCI One Advantage

Category	Item	Value	Unit	Notes
...	...	...	...	...
...	...	...	...	...
...	...	...	...	...
...	...	...	...	...
...	...	...	...	...

47-1  
186  
**CONFIDENTIAL**  
000100




PAC

ATTACHMENT B

**CONFIDENTIAL**

47-1  
2 PI

000128



EXCUSE

Florida Effective Rate Calculation Examples - Basic Dial-1

7/98 Flow Through:

Not Audited

IntraLATA

Average Peak Minutes %  
Average Off-Peak Minutes %

100%

Old Rate

Peak Rate per Min \$ 0.12 ✓  
Off-Peak Rate per Min \$ 0.08 ✓

Average Peak % x Peak Rate per Min \$ [redacted] #  
Average Off-Pk % x Off-Pk Rate per Min \$ [redacted] #  
Effective Rate \$ [redacted] #

$\frac{45-1}{3}$

New Rate

Peak Rate per Min \$ 0.10 ✓  
Off-Peak Rate per Min \$ 0.08 ✓

Average Peak % x Peak Rate per Min \$ [redacted] #  
Average Off-Pk % x Off-Pk Rate per Min \$ [redacted] #  
Effective Rate \$ [redacted] #

$\frac{45-1}{3}$

10/98 Flow Through:

IntraLATA

Average Peak Minutes %  
Average Off-Peak Minutes %

100%

Old Rate

Peak Rate per Min \$ 0.10 ✓  
Off-Peak Rate per Min \$ 0.08 ✓

Average Peak % x Peak Rate per Min \$ [redacted] #  
Average Off-Pk % x Off-Pk Rate per Min \$ [redacted] #  
Effective Rate \$ [redacted] #

$\frac{45-2}{3}$

New Rate

Peak Rate per Min \$ 0.10 ✓  
Off-Peak Rate per Min \$ 0.07 ✓

Average Peak % x Peak Rate per Min \$ [redacted] #  
Average Off-Pk % x Off-Pk Rate per Min \$ [redacted] #  
Effective Rate \$ [redacted] #

$\frac{45-2}{3}$

Rate Change

\$ [redacted] #

\$ [redacted] #

$\frac{45-1}{3}$

$\frac{45-2}{3}$

$\frac{45-2}{3}$

✓ = Agrees w/ tariff  
# = Recalculated (any diff are rounded)

COMMITTEE ON UTILITIES

000129282

47-1  
47A

10/11/00  
8/10/2009



RBC

10/29/99

ATTACHMENT D

Determine how this  
makes a diff

46-2

CONFIDENTIAL

47-1  
3 p1

000130



Julie I. Davis

**From:** Henry Lewis [Henry.Lewis@mci.com]  
**Sent:** ~~Tuesday, October 27, 1998 3:50 PM~~  
**To:** Lana Williams  
**Cc:** Julie L. Davis; Sandy Chandler  
**Subject:** Re: FW: FL Flow Through

Lana:

Good catch! The IntraLata VISN Card current rate should be [REDACTED]. The Inter- and Intra-Lata rates were the same prio to the last flow through when we had to adjust for FL's IntraLata percentage requirement.

We still wish to keep that rate unchanged [REDACTED] for this current flow through.

Thanks,

Henry

~~Date: Tue, 27 Oct 1998 15:33 -0500 (EST)~~  
~~From: Lana Williams <Lana.Williams@MCI.Com>~~  
~~To: "Henry.Lewis" <Henry.Lewis@mci.com>~~  
~~CC: "Julie L. Davis" <Julie.L.Davis@mci.com>~~  
~~Sandy Chandler <Sandy.Peklo@MCI.Com>~~  
~~Priority: normal~~  
~~Subject: FW: FL Flow Through~~

Henry,

In the spread sheet you have Vision-Card intrLATA current rate as [REDACTED] however it is tarified at [REDACTED] should this be changed?

Lana,

Forwarded message:

Date: Fri Oct 16, 1998 11:01 am EDT

-----Original Message-----

From: Henry Lewis [SMTP:Henry.Lewis@mci.com]  
Sent: Thursday, October 15, 1998 3:52 PM  
To: Julie Davis  
Subject: Re: FL Flow Through


Julie:  
Attached is the FL Flow Through for BM. There is a tab (Rev Proj) that calculates our intralata percentage. When you insert the MM and SB #s it will also calculate for them and for companywide.

Henry

Date: Wed, 14 Oct 1998 10:32 -0400 (EDT)  
From: Julie Davis <Julie.L.Davis@mci.com>  
Organization: MCI  
To: 'Diahna Williams' <Diahna.Williams@mci.com>,  
'Henry Lewis' <Henry.Lewis@mci.com>  
CC: 'Jean Dancy' <Jean.Dancy@mci.com>,  
'Lana Williams' <Lana.Williams@mci.com>,  
'Mike Boylan' <Michael.Boylan@mci.com>,  
'Sandy Chandler' <Sandy.Peklo@mci.com>  
Reply-To: "Julie.L.Davis@mci.com" <Julie.L.Davis@mci.com>

1

47-1  
302  
C00131  
**CONFIDENTIAL**







Company: MCI Worldcom  
Date: January 7, 2000  
Auditor: rky

SUBJECT: ESTIMATED ANNUAL DOLLAR REDUCTION TO CUSTOMERS FOR JULY 1, 1998 AND OCTOBER 1, 1998

STATEMENT OF FACTS:

On the July and October 1998 IXC Flow Through Worksheets, the company used a two step calculation to determine the reduction to customers.

The first calculation is the rate change from the LEC times an estimated IXC study period Intrastate Minutes of Use. This results in a monthly and then annualized amount to be reduced on the IXC customers bills. The second part of the company's calculation is a detail of the rate elements the company intends to reduce to come up with the results in part one.

Staff recalculated the company's IXC Flowthrough Worksheets for July and Oct 98. There were no discrepancies except for rounding problems which are explained on WP no. 45-1/5 and 45-1/5-1.

**CONFIDENTIAL**

49

000134

**CONFIDENTIAL**

49

9  
0  
1  
2  
3



Request No 8

KW, 1/11/00  
Rg 11/15/99

Re: Residential - Execunet

The attached list includes 25 accounts from the April 98 Florida list without plan (execunet accounts). For each account provide the April 98 and May 99 invoices. Each number includes an alternative. For example, Page 1 includes sample number 1 and 1A. If 1 is not available, please provide the two months for the alternate (1A).

**CONFIDENTIAL**

This is the list staff gave to MCI.  
We received all sample invoices  
requested. Results of the sample  
test are on 57-1  
1

**CONFIDENTIAL**

57-1 Summary

006136


**CONFIDENTIAL**

40  
41  
42  
43





⑥



\_\_\_\_\_  
\_\_\_\_\_  
\_\_\_\_\_

③ -

\_\_\_\_\_  
\_\_\_\_\_

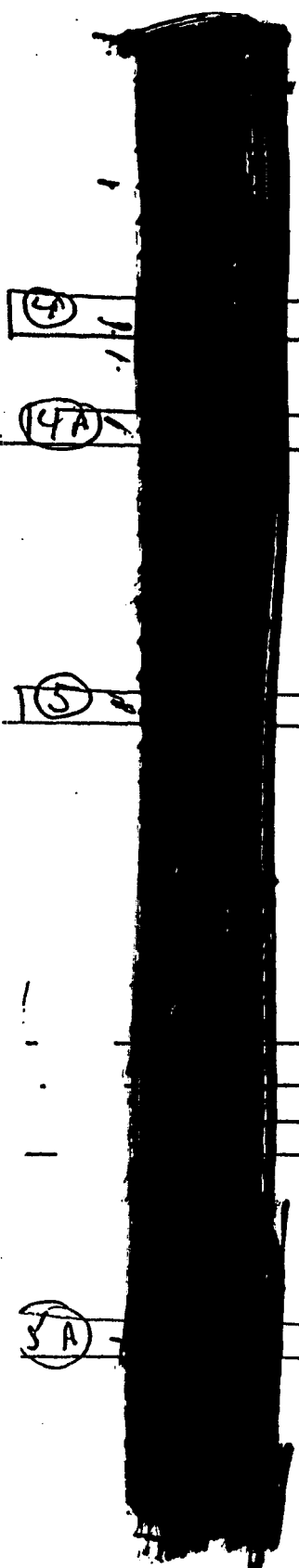
③A -

\_\_\_\_\_  
\_\_\_\_\_

MASS MKT - <sup>66</sup> Execut  
Page 2 of Sample

000138 p2

**CONFIDENTIAL**



(4) ✓  
14A ✓  
(5) ✓  
SA


MASS MKT - EXECUTIVE

99

Page 3 of Sample

000139 13

**CONFIDENTIAL**



(6)

✓

(b)(A)

MASS MKT - Execunet

132


Page 4 of Sample

000140

**CONFIDENTIAL**

(7)

(A)



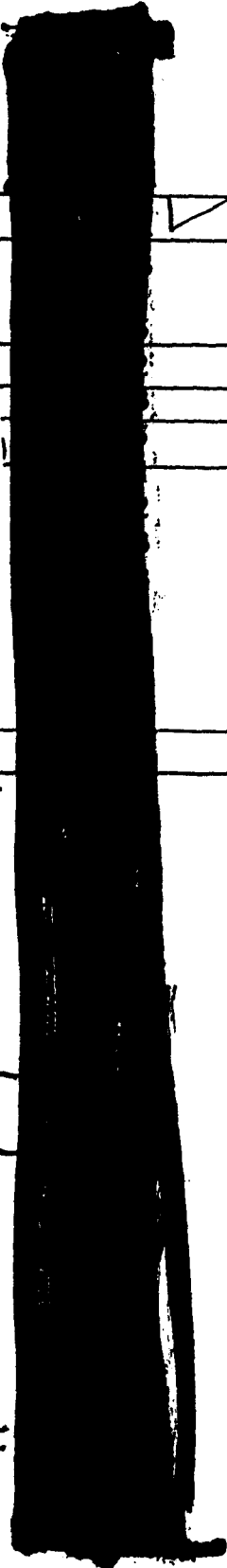
Page 5 of <sup>165</sup> Sample

000141 <sup>15</sup>

**CONFIDENTIAL**

8

8A



Page 6 of Sample

198

MASS Mkt - Executive

000142

**CONFIDENTIAL**

(2)



(9A)

(9)

**CONFIDENTIAL**

231

Page 7 of Sample  
mass met  
Executed

p7

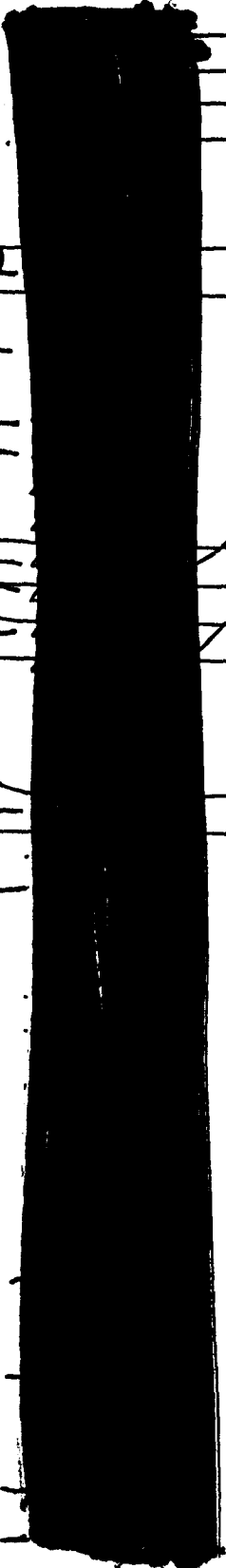
000143

(10A)

(10)

(11)

(11A)



Page 8 of Sample

264  
MASS MKT -

Exempt

000144

**CONFIDENTIAL**

22

12

12A

Page 9 of Sample  
297 MASS MKT - Excerpt

000145

**CONFIDENTIAL**



(13) -

(13A) -



330

MASS mkt - Exempt

Page 10 of Sample

000146

CONFIDENTIAL

14A -

14 -

363

Page 11 of Sample  
MASS Mkt  
Excerpt


000147

CONFIDENTIAL

18

(15)

(15)




Handwritten lines and markings on the page, including a checkmark and several horizontal lines.

396

Page 12 of Sample  
MASS MKT  
Execumet

000148

**CONFIDENTIAL**



16

16A

[Redacted text area with horizontal lines]

Page 13 of Sample  
mass mict  
Execut

429


000149  
**CONFIDENTIAL**



(18)

(18)

(18A)



\_\_\_\_\_  
\_\_\_\_\_  
\_\_\_\_\_

✓ \_\_\_\_\_

←

\_\_\_\_\_  
\_\_\_\_\_

495

Page 15 of Sample  
MAGS MKT  
Execut

000151

**CONFIDENTIAL**

18



19

Four horizontal lines, the second from the top has a checkmark.

19A

Two horizontal lines.

Page 16 of Sample  
MASS MET  
Excerpt

000152

**CONFIDENTIAL**

9




(20)  
(20A)

✓  
\_\_\_\_\_  
\_\_\_\_\_  
\_\_\_\_\_  
\_\_\_\_\_  
\_\_\_\_\_

Page 17 of Sample  
Miss Mlet  
Execunit



9



(2)

✓

(21A)

Mass mlt  
execut

Page 18 of  
Sample

594

000154

**CONFIDENTIAL**

22

22



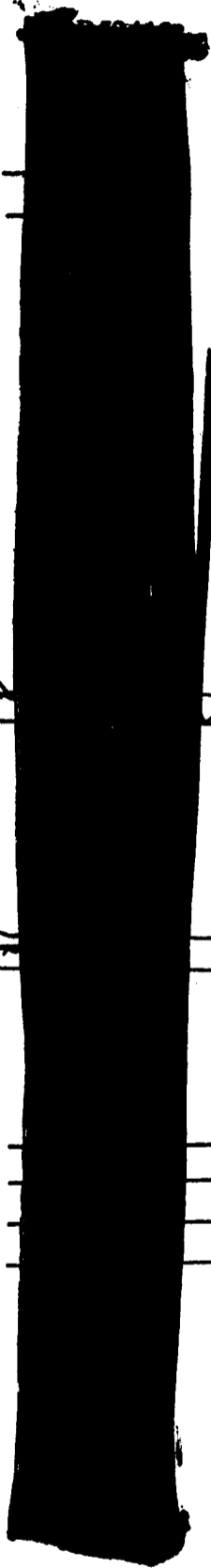
627

Page 198 Sample  
Mass M Co  
ExecuNet

000155

**CONFIDENTIAL**

22



23

23a

660

Page 207 of JAnple  
Mass Mkt  
Execut 000156

**CONFIDENTIAL**

100%

mu 11/11/00  
R 11/10/99

PBC

INTRA  
Oct-98

INTER  
Oct-98

INTRA  
Jul-98

INTER  
Jul-98

Vision-Outbound  
SW Peak  
SW Off Peak  
Ded Peak  
Ded Off Peak  
Card

Vision-Inbound\*  
SW Peak  
SW Poff Peak  
Ded Peak  
Ded Off Peak

Power  
Switched  
Dedicated  
Card

New MCI Calc  
Flow Thru Wkshi

Annual Revenue  
IXC Rate Change

\*IntraLATA % [redacted] July 98 a [redacted] Oct. 98

[Large redacted area covering the main data table]

**CONFIDENTIAL**

2-9  
45-1

005

NCI WORLD COM REG AFFAIRS

11/03/99 WED 15:58 FAX 770 284 5533

**CONFIDENTIAL**

000093



Name of IXC:  
Study Period:

MCI Telecommunications  
June, 1998

FL 10-98

*RSC*

LEC	Rate Change	X	Study Period # Intrastate Minutes (MOUS)	Monthly SW Access Savings	Annual SW Access Savings
1. GTE Orig CCL	(A) \$0.0042878	X	45-2 [REDACTED]	[REDACTED]	[REDACTED]
2. Term CCL	\$0.0066423	X	[REDACTED]	[REDACTED]	[REDACTED]
3. Sprint	\$ 0.005554	X	45-2 [REDACTED]	[REDACTED]	[REDACTED]
4. Total Switched Access Savings (Sum lines 1-3)				\$ 7	[REDACTED]
5. Statewide intrastate long distance study period billable revenue				\$	[REDACTED]
6. Required % reduction in IXC's FL intrastate long distance rates (line 4/line 5)					[REDACTED]

000095

Rate Element                      Annual Intrastate MOUs X                      IXC Rate Change                      Annual Reduction

**Consumer**

Execunet Service  
InterLATA  
IntraLATA

$\frac{45-2}{3}$

MCI One Savings  
InterLATA

**Small Business**

Preferred  
InterLATA

**Business Markets**

Vision

InterLATA  
IntraLATA

Vnet

InterLATA  
IntraLATA

500 Service

InterLATA  
IntraLATA

networkMCI One

InterLATA  
IntraLATA

(B)  $\frac{45-2}{3}$

(B)

(C)  $\frac{45-2}{6}$

(A) Provided by PSC letter to Company WP 4

Total

$\sum (C) = \dots$

*478*

Percentage Reduction of IntraLATA Toll Rates

	Total	
a. Total IntraLATA Dollar Reduction*	= \$	[REDACTED]
b. Total IntraLATA Revenue*	= \$	[REDACTED]
c. Percent Reduction (line a/line b)	=	[REDACTED]
2. LEC Percentage Switched Access Reduction (comes from IXC Flow-Through Worksheet, Line 6)	=	[REDACTED]

NOTE: Line 1c must be no greater than Line 2.

Determination of Residence & Business Calculation

Mass Markets - Residential & Small Business Services

Description of how dollars calculated (e.g., rate elements included, etc.)

For total intraLATA dollar reduction, see IXC Flow Through Worksheet . These calculations include MOUs multiplied by the average change in the rate to obtain the total dollar reduction

For Total intraLATA revenue the MOUs were multiplied by the new intraLATA tariffed rate.

Business Markets - Business Services

Description of how dollars calculated (e.g., rate elements included, etc.)

For total intraLATA dollar reduction, see IXC Flow Through Worksheet . These calculations include MOUs multiplied by the average change in the rate to obtain the total dollar reduction

For Total intraLATA revenue the MOUs were multiplied by the new intraLATA tariffed rate.

Each business units' (i.e., Residential, Small Business, and Business Markets) portion of the total reduction is calculated on a pro rata basis using the percentage of revenues for each business unit for the study period.

Business Markets	\$	[REDACTED]	
Small Business	\$	[REDACTED]	
Residential	\$	[REDACTED]	
<b>Total Study Period Revenues</b>	\$	[REDACTED]	100.00%

IXC Flow Through Summary

1. Annualized Effect* of Flow Through to Residential Rates	=	\$ [REDACTED]	ⓑ prior page
2. Annualized Effect* of Flow Through to Business Rates	=	\$ [REDACTED]	Ⓒ prior page
3. Total Annualized Flow Through* (line 1 + line 2)	=	\$ [REDACTED]	

\*see IXC Flow Through Worksheet

**CONFIDENTIAL**

40  
41  
42  
43  
 = Residential  
 = Residential  
 = Business Services  
 CONFIDENTIAL  
 27

11/1/98  
 8/26/99

11/11/00  
8/10/99

PBC

GTE INTRASTATE ACCESS SERVICES  
MCI RATE IMPACT ANALYSIS  
FLORIDA - CCL REDUCTION

OLD RATE	(10/1/98) NEW RATE	RATE DIFFERENCE	RATE PERCENT VARIANCE	MONTHLY COST AT OLD RATES	MONTHLY COST AT NEW RATES	MONTHLY COST AT OLD RATES	MONTHLY COST AT NEW RATES	COST DIFFERENCE	COST PERCENT VARIANCE
\$0.02022870	\$0.01594090	\$ (0.00428780)	-21.2%	[REDACTED]	[REDACTED]	[REDACTED]	[REDACTED]	[REDACTED]	[REDACTED]
\$0.03133730	\$0.02469500	\$ (0.00664230)	-21.2%	[REDACTED]	[REDACTED]	[REDACTED]	[REDACTED]	[REDACTED]	[REDACTED]

[REDACTED]

45-2

MCI IMPACT:

CCL - Originating:  
CCL - Terminating:

Total MCI Impact/monthly  
Total MCI Impact/annual

\* Based on 7/98 bill cycle from date.

**CONFIDENTIAL**

8/25/99

000097

45-2



Sprint

88C

**MCF SOUTHERN FINANCIAL OPS**  
INTRASTATE SWITCHED ACCESS  
JUNE-AUGUST 1998 (AVG. DEMAND)  
IMPACT ANALYSIS

FILING: FL-???  
EFFECTIVE DATE: 10/1/98  
STATE: FL

	Demand	Current Rates	New Rates	Current Revenue	New Revenue	IMPACT	CHANGE
Terminating Interconnection	45-2	.007066	\$ 0.001512				

MONTHLY COSTS (SAVINGS)  
IMPACT FROM EFFECTIVE DATE TO Y-E  
ANNUAL COSTS (SAVINGS)

\$ [REDACTED]

850000

**CONFIDENTIAL**

45-2  
e-57

10/10/98  
11/18/20/29/27

julie l. davis

*KBC*

From: Diahna Williams [Diahna.Williams@mci.com]  
 Sent: Wednesday, November 04, 1998 5:00 PM  
 To: Julie L. Davis  
 Cc: Andrew Graves; Lana Williams; M. Boylan; Denise Margraf  
 Subject: Florida Flow Through vs.3

Importance: High

Julie-

Here are the revised FL rates. Because of the Intralata constraints, MM has exceed the total flow through amount by annually. MM has chosen to implement this option because of various marketing/pricing strategies in the state of FL. We proposed that the [redacted] be used as a credit towards a future Florida Flow Through. *Not audited*

For Premier Plan purposes, please ensure that the MCI One Savings changes are effective on the 1st of the Month.

Let me know when the F1 PUC gives approval.

Thanks,  
 Diahna

	Residential	BM	Total
IntraLata Reduction Revenue	[redacted]	[redacted]	[redacted]

Residential Dial-1 : IntraLATA  
 Section 3.02.0211

MCI New Intercity Mileage Ba 0+

	Day	Eve	Night
Rate	0.1000	0.0700	0.0700

*Handwritten: 46-1/3, 46-1/3, 46-1/3*

Annual Minutes *45-2*

	Current	New	Difference
Rate	\$0.0872	\$0.0809	(\$0.0064)
Telco	\$0.1006	\$0.1006	\$0.0000
Net Revenue	(\$0.0134)	(\$0.0198)	(\$0.0064)

*Handwritten: 45-1/3, Intra, Rate calculated on 45-1/3 for no discrepancies*

Residential Dial-1 : Interlata  
 Section 3.02.0211

**CONFIDENTIAL**

*V = Rates traced to tariff*

1  
000099

*45-2  
3 p1*



MCI New Intercity Mileage Base 0+ <sup>46-1</sup> 3

Day \$0.2500 ✓

Eve \$0.1300 ✓

Night \$0.1300 ✓

<sup>46-1</sup> 3

Annual Minutes

Rate	Current	New	Difference
	\$0.1862	\$0.1735	(\$0.0128)

<sup>45-1</sup> 384

45-2

Telco \$0.1006 \$0.1006 \$0.0000

Net Revenue \$0.0856 \$0.0728 (\$0.0128)

Enter Later

MCI One Savings Interlata Section 3.28.282

45-2

MCI New Intercity Mileage Base 0+ <sup>46-1</sup> 4p3

Day \$0.2000 ✓

Eve \$0.1000 ✓

Night \$0.1000 ✓

Annual Minutes

Rate	Current	New	Difference
	\$0.1431	\$0.1308	(\$0.0123)

Telco \$0.1006 \$0.1006 \$0.0000

Net Revenue

45-2

Forwarded message:



Date: Thu, 29 Oct 1998 16:44 -0500 (EST)  
 From: Julie Davis <Julie.L.Davis@mci.com>  
 Organization: MCI  
 To: 'Diahna Williams' <Diahna.Williams@mci.com>, 'Henry Lewis' <Henry.Lewis@mci.com>  
 CC: 'Frank Mancino' <Frank.Mancino@mci.com>, 'Jean Dancy' <Jean.Dancy@mci.com>, 'Lana Williams' <Lana.Williams@mci.com>, 'Mike Boylan' <Michael.Boylan@mci.com>, 'Sandy Chandler' <Sandy.Peklo@mci.com>, 'Marsha Ward' <Marsha.Ward@MCI.Com>  
 Reply-To: "Julie.L.Davis@mci.com" <Julie.L.Davis@mci.com>  
 Importance: high  
 Subject: FL Flow Through IntraLATA

Diahna,

As you can see by the attached Excel document we are over the company-wide intraLATA percentage by [redacted]. As your intraLATA reductions are over 5 times the allowed percentage of [redacted] and Henry's are well under, it is up to Mass Markets to make up this [redacted]. Please make adjustments to bring your intraLATA percentage down so that the company-wide percentage is in [redacted].

000100

2 CONFIDENTIAL <sup>45-2</sup> 2




compliance. We will need to file next week, so please get your new rates to me no later than Wednesday, 11/4.

Thanks,  
Julie

000101

**CONFIDENTIAL**

45-2  
3 p 3







23

24

24A



Page 219 Sample  
Mass # 000157  
Executed

**CONFIDENTIAL**

23



25

✓

25A

Mass Mkt  
Executed

726

000158


**CONFIDENTIAL**

Page 22 of Sample





April 1998

FL Accy.  
without PRAN  
ExecuNet



no duplicates in May 99

24



*not used.*

759

000160 24

**CONFIDENTIAL**




VW 1/11/00

COMPANY: MCI WORLDCOM  
 TITLE: SAMPLE OF RESIDENTIAL RATE ELEMENT EXECUNET  
 PERIOD: INVOICES DATED APRIL 98 - TARIFF EFFECTIVE 3/1/98  
 INVOICES DATED MAY 99- TARIFF EFFECTIVE 10/1/98  
 DATE: NOVEMBER 15, 1999  
 AUDITOR: RKY  
 WP NO. 57-1/1

SOURCE: INVOICES DATED APRIL 98 AND MAY 99 FOR EXECUNET SERVICE  
 TARIFFS DATED MARCH 1, 1998 AND OCTOBER 1, 1998 WP 46-1/1 and 6-1/3

Staff determined from the bills whether the calls were <sup>(S1-3)</sup> interlata or intralata <sup>to bills</sup> ~~to bills~~ and then calculated the minutes times the tariffs that were supposed to be effective at that time. Any discrepancies are noted in the footnotes.


KEY = OK = Tariffs billed correctly  
 No FI to FI calls = no FI intrastate calls were made by the customer that month.

SAMPLE NO.	ACCOUNT NO.	APRIL 98 INVOICE	MAY 99 INVOICE	
1		OK	OK	
2		OK	NO FL TO FL CALLS	
3		OK	OK	
4		OK	OK	
5		NOTE A	NO FL TO FL CALLS	Resolved See 57-1/1
6		OK	OK	
7		OK	OK	
8		OK	OK	
9		NOTE B	NOTE C	Resolved See 57-1/7
10		OK	OK	
11		OK	OK	
12		OK	OK	
13		OK	OK	
14		OK	OK	
15		OK	OK	
16		OK	OK	
17		NOTE D	NOTE E	Resolved See 57-1/7 p. 2
18		OK	OK	
19		OK	OK	
20		OK	OK	
21		OK	OK	
22		OK	OK	
23		OK	OK	
24		OK	OK	
25		OK	OK	

57-1  
1p1

000162

CONFIDENTIAL





S - Apr 98

Statement Date  
April 28, 1998

MCI Account: 904  
Telephone: [REDACTED]



MCI Customer Service: 1 800 462-4663 Page 1 of 4

Summary of Charges

Previous Charges.....	\$23.63
Payments through 04/27/98.....	\$23.63 Cr
Balance Forward.....	\$ .00
Current Charges.....	\$20.24
Total Amount Due.....	\$20.24
Date Due.....	05/19/98

**YAHOO! ONLINE  
POWERED BY MCI INTERNET**

JUST \$14.95 PER MONTH to get online with the world's favorite Internet community. Now Yahoo! and MCI have teamed up to offer you outstanding content and fast, reliable access. Pricing is exclusively for MCI long distance customers and is based on use of local access numbers. Call 1-888-YAHOO-MCI (1-888-924-6662) to sign up today!

PLEASE FOLD BELOW AND DETACH. RETURN ONLY THE LOWER PORTION

MCI Account: [REDACTED]  
Balance Due: \$20.24

Indicate amount paid

Please make check or money order PAYABLE TO MCI. DO NOT SEND CASH.

CONFIDENTIAL

000164

\*321360000\*

PERNUMMR

425 \*\*75\*01\*\*

FLAGLER BEACH, FL 32136

402044 04103508090603075 983654460 00002024 00002024

Return this form with your payment.

MAIL TO:

\*75265054747\*  
MCI RESIDENTIAL SERVICE - SE  
PO BOX 650547  
DALLAS, TX 75265-0547  
\*21098365446\*

MCI Account  
Telephone:

Statement Date  
April 28, 1998



MCI Customer Service: 1 800 462-4663 Page 2 of 4

When to pay your bill

Your payment must be received by the "DATE DUE" in order to be reflected on your next invoice. If we don't receive payment for the charges on this statement by the "DATE DUE", your account will become past due and subject to a late payment charge as applicable in your state.

How to pay your bill

Mail your check and remittance stub in the return envelope or a standard envelope and return to:

MCI RESIDENTIAL SERVICE - SE  
PO BOX 650547  
DALLAS, TX 75265-0547

Correspondence and Internet Access

Written Inquiries: MCI, P.O. Box 4600, Iowa City, 52244-4600

Internet Access to MCI: <http://www.mci.com>

"Countdown to Smart Dialing" contains ten of the most important dialing tips that consumers must know when they pick up the phone. It includes cost-cutting hints, tools to fight phone scams and a handy cut-out Smart Dialing Guide. "Countdown" was just released by Call For Action, a Washington, DC-based consumer advocacy group and MCI. You can get your free copy by sending a self-addressed, stamped envelope to Call for Action, 5272 River Rd.,

000165

Bethesda, MD 20816 or visit MCI's web site at <http://www.mci.com> and search for Countdown.

Invoice Continues on Next Page

**MOVING?** Simply provide your new address and telephone number below and we'll be sure your MCI account moves with you. If you currently don't have all of the specific information, please provide the date you plan on moving.

Check here if change of address only and complete information below.

Name: \_\_\_\_\_ ( ) - \_\_\_\_\_ Current Phone Number

Address: \_\_\_\_\_ ( ) - \_\_\_\_\_ New Phone Number


City: \_\_\_\_\_ State: \_\_\_\_\_ Zip: \_\_\_\_\_ Move Date: \_\_\_\_\_

Check here if you want MCI as your carrier at this new number and sign below.

By signing, I authorize MCI to transfer my MCI services from my old telephone number to the New Phone Number listed above. I authorize MCI to provide my residential long distance, and local toll service, if available, and to notify my local phone company of my choice for the phone number(s) listed above. I understand that I can only have one primary carrier for each of these services per telephone number, and my local telephone company may charge a small fee for this or any other change.

SIGNATURE (Required) x \_\_\_\_\_ DATE \_\_\_\_\_

PLEASE SEND ME \_\_\_\_\_ MCI CARD(S) FOR MY NEW NUMBER.



MCI Account: \_\_\_\_\_ Statement Date: April 28, 1998  
Telephone: 904-\_\_\_\_\_



MCI Customer Service: 1 800 462-4663 Page 3 of 4

**Service Summary**

Long Distance	\$4.85
Personal 800 Number	\$7.84



MCI Long Distance Phone Bill

\$5.00  
\$17.69  
\$2.55  
\$20.24

Personal Toll-free fee.....

Taxes and Surcharges.....

Current Charges.....

Long Distance.....

Notes from 904 [redacted]

Date Time Place

Apr 1 1:39p Jacksonville FL

Apr 3 2:37p Jacksonville FL

Apr 17 3:08p Fernandbch FL

Apr 20 7:20p Lakeland FL

Apr 21 3:52p Jacksonville FL

Apr 23 9:22a Lakeland FL

Apr 24 12:30p Milton GA

Apr 24 4:59p Jacksonville FL

Total Calls from 904

Total Long Distance

Personal 800 Number

Calls for 800 [redacted]

Date Time Place

Mar 29 10:42a Melbourne FL

Apr 3 1:39p Jacksonville FL

Apr 3 2:37p Fernandbch FL

Apr 4 11:00a Pntvdrabch FL

Apr 6 5:25p Jacksonville FL

Apr 17 3:54p Flaglerbch FL

Apr 17 4:33p Jacksonville FL

Apr 20 5:51p Lakeland FL

Apr 21 3:52p Debarry FL

Apr 23 9:22a Waycross GA

Apr 24 12:30p Jacksonville FL

Apr 24 4:59p Jesup GA

Total Calls for 800

Total Personal 800 Number Calls

Note A  
These are for inter later calls + are correct  
See 57-1  
7

Rate Min Amount  
Peak 3 X .75 Intra D  
Peak 2 .50  
Peak 3 X .75 Intra D Note A  
Ofpk 2 ✓ .32 Intra D All your Sunday N  
Peak 3 .75 state-to-state calls are only 5 cents a minute. So go ahead  
Peak 4 ✓ 1.00 Intra D  
Peak 1 .28 and call someone special this  
Peak 2 X .50 Intra D Sunday and every Sunday for just 5 cents a minute!  
\$4.85  
\$4.85

Note A

Rate Min Amount  
Peak 2 .56  
Peak 3 .84 Intra D  
Peak 2 .56  
Peak 1 .28  
Peak 3 .84  
Ofpk 3 .84  
Peak 1 .28  
Peak 8 2.24  
Ofpk 1 .28  
Peak 3 .84 Intra D  
Peak 1 .28  
Peak 1 .28  
Peak 2 .56  
Peak 2 \$7.84  
\$7.84

CONFIDENTIAL

Invoice Continues on Reverse ...

MCI Account  
Telephone: 504 [REDACTED]

Statement Date  
April 28, 1998



MCI Customer Service 1-800-462-4663 Page 4 of 4

Taxes and Surcharges	
Long Distance Service	\$ .58
Federal Excise Tax	\$ .41
State & Local Taxes	\$ .49
Federal State & Local Surcharges	\$ 1.07
Nationwide Access Fee	\$ 2.55
Total Taxes and Surcharges	

Key to Rate Codes:  
 Peak - Call priced at peak rate  
 Offp - Call priced at off-peak rate

End of Invoice.  
Thank You for Choosing MCI.

**CONFIDENTIAL**

kw  
1/11/00

10  
31  
42

**CONFIDENTIAL**

9 - Apr 98

MCI Account  
Telephone: [REDACTED]

Statement Date  
April 21, 1998



MCI Customer Service: 1 800 462-4663

Page 1 of 3

Summary of Charges

Previous Charges.....	\$8.37
Payments through 04/20/98.....	\$7.06 Cr
Balance Forward.....	\$1.31
Current Charges.....	\$3.18
Total Amount Due.....	\$4.49
Date Due.....	05/12/98

YAHOO! ONLINE  
POWERED BY MCI INTERNET

JUST \$14.95 PER MONTH to get  
online with the world's favorite  
Internet community. Now Yahoo!  
and MCI have teamed up to offer  
you outstanding content and  
fast, reliable access. Pricing is  
exclusively for MCI long  
distance customers and is  
based on use of local access  
numbers. Call  
1-888-YAHOO-MCI

(1-888-924-6662) to sign up  
today!

CONFIDENTIAL

PLEASE FOLD BELOW AND DETACH. RETURN ONLY THE LOWER PORTION

Statement Date: April 21, 1998  
Payment Due Date: May 12, 1998

MCI Account: [REDACTED]  
Balance Due: \$4.49

Check here if moving and update your  
change of address on the reverse side.

Indicate  
amount paid

Please make check or money order  
PAYABLE TO MCI. DO NOT SEND CASH.

000169

\*34705961700\*

#BWNBMMR

537 \*3318\*82\*01\*\*

ASTATULA, FL 34705-9617

402257 04111502040203079 981174550 00000318 00000449

Return this form with your payment.

MAIL TO:

\*75265054747\*

MCI RESIDENTIAL SERVICE - SE

PO BOX 650547

DALLAS, TX 75265-0547

\*21098117455\*

MCI Account:

Telephone:

Statement Date

April 21, 1998



MCI Customer Service: 1 800 462-4663

Page 2 of 3

When to pay your bill

Your payment must be received by the "DATE DUE" in order to be reflected on your next invoice. If we don't receive payment for the charges on this statement by the "DATE DUE", your account will become past due and subject to a late payment charge as applicable in your state.

How to pay your bill

Mail your check and remittance stub in the return envelope or a standard envelope and return to:

MCI RESIDENTIAL SERVICE - SE

PO BOX 650547

DALLAS, TX 75265-0547

Correspondence and Internet Access

Written Inquiries: MCI, P.O. Box 4600, Iowa City, 52244-4600

Internet Access to MCI: <http://www.mci.com>

"Countdown to Smart Dialing" contains ten of the most important dialing tips that consumers must know when they pick up the phone. It includes cost-cutting hints, tools to fight phone scams and a handy cut-out Smart Dialing Guide. "Countdown" was just released by Call For Action, a Washington, DC-based consumer advocacy group and MCI. You can get your free copy by sending a self-addressed, stamped envelope to Call for Action, 5272 River Rd.,

CONFIDENTIAL

000170



Taxes and Surcharges..... \$1.24  
 Current Charges..... \$3.18  
 Long Distance

Calls from 352 [redacted]

Date	Time	Place	Number	Rate	Min	Amount
Apr 4	4:16p	Hinesville, GA	[redacted]	Ofpk	1	.17
Apr 4	4:22p	Hinesville, GA	[redacted]	Ofpk	1	.17
Apr 19	1:09p	Hudson, FL	[redacted]	Ofpk	8	1.28
Apr 19	1:18p	Wildwood, FL	[redacted]	Ofpk	1	.16
Apr 19	4:41p	Wildwood, FL	[redacted]	Ofpk	1	.16

INTERL N

Resolved See 57-1  
7

Total Calls from 352 [redacted] \$1.94  
 Total Long Distance \$1.94

All your Sunday  
 state-to-state calls are only 5  
 cents a minute. So go ahead  
 and call someone special this  
 Sunday and every Sunday for  
 just 5 cents a minute!

Taxes and Surcharges  
 Long Distance Service  
 Federal Excise Tax..... \$0.09  
 Federal, State & Local Surcharges..... \$0.08  
 National Access Fee..... \$1.07  
 Total Taxes and Surcharges \$1.24

Key to Rate Codes:

Ofpk - Call priced at Off Peak rate

End of Invoice.  
 Thank You for Choosing MCI.

CONFIDENTIAL

000172

YAD  
11/1/90

Taxes and Surcharges..... \$1.24  
 Current Charges..... \$3.18  
 Long Distance

Calls from 352 [redacted]

Date	Time	Place	Number	Rate	Min	Amount
Apr 4	4:16p	Hinesville, GA	[redacted]	Ofpk	1	.17
Apr 4	4:22p	Hinesville, GA	[redacted]	Ofpk	1	.17
Apr 19	1:09p	Hudson, FL	[redacted]	Ofpk	8	1.28
Apr 19	1:18p	Wildwood, FL	[redacted]	Ofpk	1	.16
Apr 19	4:41p	Wildwood, FL	[redacted]	Ofpk	1	.16

INTERL N

Total Calls from 352 [redacted] \$1.94  
 Total Long Distance \$1.94

Taxes and Surcharges

Long Distance Service

Federal Excise Tax..... \$1.07  
 Federal, State & Local Surcharges..... \$1.24  
 National Access Fee..... \$0.09  
 Total Taxes and Surcharges \$1.08

Key to Rate Codes:

Ofpk - Call priced at Off Peak rate

All your Sunday  
 state-to-state calls are only 5  
 cents a minute. So go ahead  
 and call someone special this  
 Sunday and every Sunday for  
 just 5 cents a minute!

Resolved See 57-1 / 7

End of Invoice.  
 Thank You for Choosing MCI.

CONFIDENTIAL

000172

YLD 11/1/80

9 - May 99

MCI WorldCom Account: [REDACTED]  
Telephone: [REDACTED]

Statement Date  
May 21, 1999

**MCI WORLD COM.**

Customer Service: 1 800 444-3333

Page 1 of 4

**Summary of Charges**

Current Charges..... \$3.69

Total Amount Due..... \$3.69

Payment Due Date..... 06/11/99

REMINDER: A 1.50% late payment charge will apply to any  
unpaid balance as of June 20, 1999

**CONFIDENTIAL**

PLEASE FOLD BELOW AND DETACH. RETURN ONLY THE LOWER PORTION

Statement Date: May 21, 1999  
Payment Due Date: June 11, 1999

MCI WorldCom Account: [REDACTED]  
Balance Due: \$3.69

Check here if moving and update your  
change of address on the reverse side.

Indicate  
amount paid

Please make check or money order  
PAYABLE TO MCI WORLD COM. DO NOT SEND CASH.

000173





See your current services or add new products and services  
Read our Frequently Asked Questions or send a question via e-mail  
Check out [www.mci.com/service](http://www.mci.com/service) today!

Invoice Continues on Next Page

**MOVING?** Simply provide your new address and telephone number below and we'll be sure your MCI WorldCom account moves with you. If you currently don't have all of the specific information, please provide the date you plan on moving.

Check here if change of address only and complete information below.

Name \_\_\_\_\_ ( ) - \_\_\_\_\_  
 Current Phone Number

Address \_\_\_\_\_ ( ) - \_\_\_\_\_  
 New Phone Number

City \_\_\_\_\_ State \_\_\_\_\_ Zip \_\_\_\_\_ Move Date: \_\_\_\_\_

Check here if you want MCI WorldCom as your carrier at this new number and sign below.

By signing, I authorize MCI WorldCom to transfer my services from my old telephone number to the New Phone Number listed above. I authorize MCI WorldCom to provide my residential long distance, and local toll service, if available, and to notify my local phone company of my choice for the phone number(s) listed above. I understand that I can only have one primary carrier for each of these services per telephone number, and my local telephone company may charge a small fee for this or any other change.

SIGNATURE (Required) x \_\_\_\_\_ DATE \_\_\_\_\_

PLEASE SEND ME \_\_\_\_\_ MCI WORLDCOM CARD(S) FOR MY NEW NUMBER.

MCI WorldCom Account: \_\_\_\_\_ Statement Date  
 Telephone: \_\_\_\_\_ May 21, 1999

Customer Service: 1 800 444-3333 Page 3 of 4



Service Summary

Long Distance..... \$3.33

000175

Taxes and Surcharges..... \$3.33  
 Current Charges \$3.69

Visit the new and improved  
 Online Account Manager from  
 MCI WorldCom, the easiest,  
 most convenient way to  
 manage your account online.  
 See your statement online at  
 www.mci.com/service!

Long Distance

Calls from 352 [REDACTED]

Date	Time	Place	Number	Rate	Min	Amount
Apr 20	9:48p	Hinesville, GA	[REDACTED]	Ofpk	5	.89
Apr 23	9:22p	Wildwood, FL	[REDACTED]	Ofpk	4	.52
May 1	12:36p	Tarpon Spg, FL	[REDACTED]	Ofpk	3	.39 <i>InterL N</i>
May 10	6:36p	Wildwood, FL	[REDACTED]	Peak	1	.25
May 10	6:36p	Wildwood, FL	[REDACTED]	Peak	1	.25 <i>InterL D</i>
May 14	10:25a	Tarpon Spg, FL	[REDACTED]	Peak	1	.25
May 14	10:20p	Belleview, FL	[REDACTED]	Ofpk	3	.39 <i>InterL N</i>
May 18	9:45p	Tampa, FL	[REDACTED]	Ofpk	3	.39

All your Sunday  
 state-to-state calls are only 5  
 cents a minute. So go ahead  
 and call someone special this  
 Sunday and every Sunday for  
 just 5 cents a minute!

Total Calls from 352 [REDACTED] \$3.33  
 Total Long Distance \$3.33

Taxes and Surcharges

Long Distance Service

Federal Excise Tax..... \$1.10  
 State & Local Taxes..... \$1.17  
 Federal, State & Local Surcharges..... \$0.09  
 Total Taxes and Surcharges \$3.36

Invoice Continues  
 on Reverse ...

*This is billed  
 @ InterL  
 Why -  
 Should not be  
 InterL*

*Company says  
 The call is from  
 a cellular line  
 & is not regulated  
 See 57-1  
 7/18  
 Note*

CONFIDENTIAL

000176

MCI WorldCom Account: [REDACTED]  
Telephone: 352 [REDACTED]

Statement Date  
May 21, 1999



Customer Service: 1 800 444-3333

Page 4 of 4

Key to Rate Codes:

- Offpk - Call priced at Off Peak rate
- Peak - Call priced at Peak rate

For Your Information

Call 1-800-410-8707 to find out how you can save time with MCI WorldCom 's alternative payment options. It's convenient, secure, and very easy to setup!

Take a look at any enclosed special value offers just for MCI WorldCom customers.

End of Invoice.  
Thank You for Choosing MCI WorldCom.

CONFIDENTIAL

00177

*Handwritten signature*

[REDACTED]

17 - Apr 98

**MCI** long distance phone bill

Account No. : [REDACTED]  
Invoice No. : [REDACTED] Page No. 1  
Billing Period: Mar 11-Apr 10, 1998

INQUIRIES ONLY, Write to: MCI P.O. Box 4600, Iowa City, IA. 52244-4600

**CONFIDENTIAL**

#BWNEMMR

[REDACTED]

863 \*CT05\*63\*09\* \*

LAKEMARRY

FL 32746-0000

Telephone No. (407) [REDACTED]

000178

**MCI** long distance phone bill

Account No. [REDACTED]  
 Invoice No. [REDACTED] Page No. 2  
 Billing Period: Mar 11-Apr 10, 1998

Invoice Date: 04/11/98

Current Charges (See Service Summary) ..... \$33.66  
 Current Taxes and Surcharges ..... \$3.92  
 Total Current Charges, Taxes and Surcharges ..... \$37.58

Service Summary

Long Distance ..... \$32.59  
 Other Fees ..... \$1.07  
 Total Current Charges ..... \$33.66

Taxes and Surcharges

Federal Excise Tax ..... \$1.04  
 State & Local Taxes ..... \$1.98  
 Federal State & Local Surcharges ..... \$.90  
 Total Current Taxes and Surcharges ..... \$3.92

Long Distance

Calls from 407 [REDACTED]

DATE	TIME	RATE	TO/FROM	NUMBER	MIN	AMOUNT
Mar 12	06:58P	D	TO FORT MYERS FL	[REDACTED]	21	3.54
15	10:21A		TO DIR ASST FL	[REDACTED]	1	1.10
15	10:22A	N	TO MOUNT DORA FL	[REDACTED]	7	✓ 1.12
15	10:24A	N	TO MOUNT DORA FL	[REDACTED]	2	.32
15	10:27A	N	TO MOUNT DORA FL	[REDACTED]	2	.32
18	08:04P	N	TO FORT MYERS FL	[REDACTED]	32	✓ 5.12
21	11:05A	N	TO TALLAHASSE FL	[REDACTED]	1	.16
21	05:12P	N	TO NO CANTON OH	[REDACTED]	30	✓ 5.39
Apr 04	08:12P	N	TO FORT MYERS FL	[REDACTED]	47	✓ 7.52
04	10:30P	N	TO FORT MYERS FL	[REDACTED]	10	1.60
08	09:47P	N	TO FORT MYERS FL	[REDACTED]	40	6.40

*Resulted  
 See 5/1/98*

*Lower*

*INTERL ?  
 InterL N  
 InterL N  
 InterL N*

COMMUNICATIONS  
 SERVICE  
 CENTER  
 1-800-451-1234

KW 1/11/00

1172 60 2:12 PM

Total Calls from 407  
Total Long Distance  
Other Fees  
National Access Fee

\$32.59  
\$32.59  
\$1.07



**MCI** long distance phone bill

Account No. :  
Invoice No. :  
Billing Period: Mar 11-Apr 10, 1998

Page No. 3

Total Other Fees  
MCI Legend  
Day/Off-Peak  
Night/Off-Peak

\$1.07

5/15

CONFIDENTIAL







From 407

DATE	TIME	TO/FROM	OH	MIN	AMOUNT
26	06:55P	D TO FORT MYERS FL		39	2.16
28	09:14P	N TO FORT MYERS FL		1	5.07
May 05	07:51P	N TO CANTON OH		1	.17
06	08:45A	D TO CHAMBLER GA		1	.28
06	08:47A	D TO FORT MYERS FL		9	2.25
06	12:51P	D TO CANTON OH		4	1.15
06	04:22P	D TO CANTON OH		6	1.73

**MCI WORLD COM**  
long distance phone bill

Account No. : [REDACTED]  
 Invoice No. : [REDACTED]  
 Billing Period: Apr 11-May 10, 1999  
 Page No. 3

CALLS FROM 407

DATE	TIME	TO/FROM	OH	MIN	AMOUNT
May 06	07:01P	N TO CANTON OH		14	2.51
09	10:03A	N TO 5C CANTON OH		3	.15
Total Calls from 407					\$15.72

Total Long Distance	\$15.72
Other Fees	
National Access Fee	\$1.07
Federal Universal Service Fee	\$1.51
Total Other Fees	\$1.51
MCI Worldcom Legend	

5C - 5 Cent Rate  
 Day - Peak  
 Night - Off-Peak

000183

**CONFIDENTIAL**

11/1/99

**MCI WORLD COM**

December 17, 1999

Law & Public Policy  
Six Concourse Parkway  
Suite 3200  
Atlanta, GA 30328

BBC

Ruth Young  
Miami District Office  
Florida Public Service Commission  
3625 NW 82 Avenue, Suite 400  
Miami, FL 33166-7602

RE: Letter of December 10, 1999 concerning IXC Flow Through Worksheet Audits of MCI WorldCom and WorldCom Technologies

Dear Ms. Young:

Per the above mentioned letter the following responses are being provided.

MCI WorldCom

1. Answer to request No. 13.

Note A - Account [REDACTED]

The calls in question on April 3, 17, and 24 were listed on the customer's invoice as being 3 minutes in duration and billed at \$.75. Your notes indicate these calls are intraLATA and should have been billed at \$.12 per minute resulting in a charge of \$.36. Our research indicates that all three calls are interLATA and were therefore billed correctly at \$.75 each. The April 3 and April 24 calls originated from [REDACTED] LATA 456] and terminated at 9 [REDACTED] [LATA 452] (see Exhibit A). The April 17 call originated from 904-503 [LATA 456] and terminated at 904-277 [LATA 452] (see Exhibit B).

57-1  
2  
A

Notes B and C - Account [REDACTED]

The calls in question are:

April 19, 1998 a one minute call from 352-978 [LATA 454] to 352-748 [LATA 454]; May 10, 1999 a one minute call from 352-978 [LATA 454] to 352-748 [LATA 454]; and May 14, 1999 a 3 minute call from 352-978 [LATA 454] to 352-307 [LATA 454]. According to the customer's invoice these are interLATA calls. As you can see in Exhibit C, my initial research agrees with your note indicating these are intraLATA calls. However, also included in Exhibit C is an email containing a print screen from OCIS [On-line Customer Information Service]. This screen indicates


57-1  
ex-1

57-1  
3+  
57-1  
4

**CONFIDENTIAL**

57-1  
7P1

000184



Letter to Ms. Young  
December 17, 1999  
Page 2

that this ANI is cellular. Cellular service is not regulated and cellular rates are not required to be tariffed.

Note D and E – Account [REDACTED]

The calls in question are a 21 minute call which originated at 6:58 p.m. on March 12, 1998 and billed \$3.54 and a 12 minute call which originated at 6:55 pm on April 26, 1999 and billed \$2.16. These calls are designated as "Day" [i.e., Peak] calls on the invoice. This designation is determined from the origination time of the call. However, the day period ends at 7:00 pm. In cases such as this when a call crosses time of day boundaries, the call is rated by designating the appropriate per minute rate to those minutes falling into the peak and off-peak categories respectively. To illustrate I have outlined the calculations for the two calls in question below.

March 12, 1998 call

6:58 – 6:59 = 2 minutes x \$.25 = \$.50  
7:00 – 7:18 = 19 minutes x \$.16 = \$3.04  
Total call = 21 minutes = \$3.54 ~~A~~

$\frac{57-1}{5}$

April 26, 1999 call

6:55 – 6:59 = 5 minutes x \$.25 = \$1.25  
7:00 – 7:06 = 7 minutes x \$.13 = \$0.91  
Total call = 12 minutes = \$2.16

$\frac{57-1}{6}$

$\frac{57-1}{n-4}$

In addition, Exhibit D indicates that these calls were properly charged the interLATA usage rates.

2. Answer to Request No. 14


1. Account No. [REDACTED]

I have relayed this information to our billing audit group and should have a response by December 23, 1999.

**CONFIDENTIAL**

$\frac{57-1}{782}$

000185



Letter to Ms. Young  
December 17, 1999

card charges. I have relayed this information to our billing audit group and should have a response by December 23, 1999.

9. Account [REDACTED]

10/98 - invoice included as Exhibit G

12/98 - I have relayed this information to our billing audit group and should have a response by December 23, 1999.

10. Account [REDACTED]

These invoices were not included in the original package as they have no Florida usage for the months of October and December.

WorldCom Technologies

1. Request No. 11

The World One invoices are being shipped via overnight mail from Chris Pace in Clinton, MS. You should receive these on 12/20/99.

2. Requests 10 and 12

This information will be provided the week of 12/20/99. I would like to arrange a conference call with our internal subject matter experts to go over this information and answer any questions you may have. Please contact me with your schedule.

3. Classic

See Exhibit H

The information in Exhibits E through H contains some confidential information as defined in 364.183, 366.093, or 367.156 F.S. MCI WorldCom appreciates your handling this matter as confidential.

Please feel free to contact me with any questions or concerns regarding this information.

Sincerely,


*Julie L. Davis*  
Julie L. Davis  
Regulatory Manager

57-1  
703  
**CONFIDENTIAL**

000186







000188

57-1  
1-2

CONFIDENTIAL

ATTACHMENT A

ROC





Proc

ATTACHMENT B

**CONFIDENTIAL**

57-1  
7-2

000180





PBC

ATTACHMENT C

**CONFIDENTIAL**

57-1  
7-3

000102

<b>Webster</b>					
<a href="#">Home</a>	<a href="#">Reroute 1121314</a>	<a href="#">LATA</a>	<a href="#">ZIP Codes</a>	<a href="#">WebWizard</a>	
<a href="#">Plans</a>	<a href="#">Services</a>	<a href="#">Internet</a>	<a href="#">Library</a>	<a href="#">CED</a>	<a href="#">Links</a>
<a href="#">OB Corr</a>	<a href="#">Promos</a>	<a href="#">Contacts</a>	<a href="#">Billing</a>	<a href="#">Codes</a>	<a href="#">Procedures</a>

<b>LATA Map Lookup</b>	
Originating NPA NXX <input type="text" value="352"/> <input type="text" value="978"/>	Terminating NPA NXX <input type="text" value="352"/> <input type="text" value="748"/>
<input type="button" value="Submit"/>	This call may be either Local or Local Toll, depending on the customer's Local Calling Area -  Probe to determine how the customer is placing the call and/or how the call appears on the customer's bill.
<input type="button" value="Reset"/>	
352-978 is in Florida LATA 454	

Webster - Consumer Customer Service  
 © 1999 MCI WORLDCOM, Inc. All Rights Reserved.  
 CONFIDENTIAL - INTERNAL USE ONLY

000193  
**CONFIDENTIAL**

<b>Webster</b>					
<a href="#">Home</a>		<a href="#">Reroute 1121314</a>		<a href="#">LATA</a>	
<a href="#">Plans</a>		<a href="#">Services</a>		<a href="#">ZIP Codes</a>	
<a href="#">OB Corr</a>		<a href="#">Internet</a>		<a href="#">Web Wizard</a>	
<a href="#">Promos</a>		<a href="#">Library</a>		<a href="#">CED</a>	
<a href="#">Contacts</a>		<a href="#">Billing</a>		<a href="#">Links</a>	
<a href="#">Codes</a>		<a href="#">Procedures</a>			

LATA Map Lookup	
Originating NPA NXX <input type="text" value="352"/> <input type="text" value="978"/>	Terminating NPA NXX <input type="text" value="352"/> <input type="text" value="307"/>
<input type="button" value="Submit"/>	<input type="button" value="Reset"/>
This call may be either Local or Local Toll, depending on the customer's Local Calling Area -  Probe to determine how the customer is placing the call and/or how the call appears on the customer's bill.	
352-978 is in Florida LATA 454	

Webster - Consumer Customer Service  
 © 1999 MCI WORLDCOM, Inc. All Rights Reserved.  
 CONFIDENTIAL - INTERNAL USE ONLY

000194

CONFIDENTIAL

<b>Webster</b>					
Call Flows					
<a href="#">Home</a>	<a href="#">Reroute 1121314</a>	<a href="#">LATA</a>	<a href="#">ZIP Codes</a>	<a href="#">Web Wizard</a>	
<a href="#">Plans</a>	<a href="#">Services</a>	<a href="#">Internet</a>	<a href="#">Library</a>	<a href="#">CED</a>	<a href="#">Links</a>
<a href="#">OB Corr</a>	<a href="#">Promos</a>	<a href="#">Contacts</a>	<a href="#">Billing</a>	<a href="#">Codes</a>	<a href="#">Procedures</a>

### LATA Map Lookup

<b>Originating NPA NXX</b> <input type="text" value="352"/> <input type="text" value="978"/>	<b>Terminating NPA NXX</b> <input type="text" value="352"/> <input type="text" value="748"/>
<input type="button" value="Submit"/>	<input type="button" value="Reset"/>

This call may be either Local or Local Toll, depending on the customer's Local Calling Area -

Probe to determine how the customer is placing the call and/or how the call appears on the customer's bill.

352-978 is in  
Florida  
LATA 454

Webster - Consumer Customer Service  
 © 1999 MCI WORLDCOM, Inc. All Rights Reserved.  
 CONFIDENTIAL - INTERNAL USE ONLY

000195  
**CONFIDENTIAL**

KW/11/00  
Ry

julie l. davis

**From:** Cindy Sestito [Cindy.Sestito@wcom.com]  
**Sent:** Friday, December 17, 1999 5:12 PM  
**To:** julie.l.davis@wcom.com; 'Charlie Skopec'; Manoj.Sekhawat@wcom.com;  
William.Eley@wcom.com  
**Cc:** 'Julie Bright-Parolek'; Rod.Ruiz@wcom.com  
**Subject:** RE: FL Rate Issue

Julie

Here is a screen print from OCIS. As you see the cellular area has a 'Y'  
which means this line range is cellular. Hope this helps.

Cindy

SSN 5

TE

F

O

1115

00

068

000196

**CONFIDENTIAL**

41

42

**CONFIDENTIAL**

PBC

ATTACHMENT D

**CONFIDENTIAL**

57-1  
7-4

000197





**Webster**

Call Flows

<a href="#">Home</a>	<a href="#">Reroute 1 2 3 4</a>	<a href="#">LATA</a>	<a href="#">ZIP Codes</a>	<a href="#">Web Wizard</a>
<a href="#">Plans</a>	<a href="#">Services</a>	<a href="#">Internet</a>	<a href="#">Library</a>	<a href="#">CED</a>
<a href="#">OB Corr</a>	<a href="#">Promos</a>	<a href="#">Contacts</a>	<a href="#">Billing</a>	<a href="#">Codes</a>
				<a href="#">Links</a>
				<a href="#">Procedures</a>

### LATA Map Lookup


<b>Originating NPA NXX</b> <input type="text" value="407"/> <input type="text" value="324"/>	<b>Terminating NPA NXX</b> <input type="text" value="941"/> <input type="text" value="936"/>
<input type="button" value="Submit"/>	<input type="button" value="Reset"/>
Intrastate Rates Apply	
<b>407-324 is in Florida</b> <b>LATA 458</b>	<b>941-936 is in Florida</b> <b>LATA 939</b>

Webster - Consumer Customer Service  
 © 1999 MCI WORLD COM, Inc. All Rights Reserved.  
 CONFIDENTIAL - INTERNAL USE ONLY

CONFIDENTIAL

000198

12/13/99 2:00 PM



kw 1/100  
24

**Webster**

Call Home

<b>Home</b>	<b>Reroute 1121314</b>	<b>LATA</b>	<b>ZIP Codes</b>	<b>Web Wizard</b>
<b>Plans</b>	<b>Services</b>	<b>Internet</b>	<b>Library</b>	<b>Links</b>
<b>OB Corr</b>	<b>Promos</b>	<b>Contacts</b>	<b>Billing</b>	<b>Procedures</b>

### LATA Map Lookup

<b>Originating NPA NXX</b> <input type="text" value="407"/> <input type="text" value="324"/>	<b>Terminating NPA NXX</b> <input type="text" value="941"/> <input type="text" value="275"/>
<input type="button" value="Submit"/>	<input type="button" value="Reset"/>
<b>407-324 is in Florida</b> <b>LATA 458</b>	<b>941-275 is in Florida</b> <b>LATA 939</b>

Intrastate Rates Apply

Webster - Consumer Customer Service  
 © 1999 MCI WORLD COM, Inc. All Rights Reserved.  
 CONFIDENTIAL - INTERNAL USE ONLY

000199

**CONFIDENTIAL**

12/13/99 1:56 PM

**CONFIDENTIAL**

of 1  
40  
41  
42



Sept 98

Business Mkt  
VNet

CONFIDENTIAL

ppc

Billed Minutes and Revenue  
for Intrastate Florida - September 1998

Corp ID

Product

Minutes

Revenue

CONFIDENTIAL



ECR (ENHANCED CALL ROUTING)	800 DAL
VISION	VISION SHARED
800 SERVICE	800 BL
VNET	VNET CARD
VNET	VNET CARD
VNET	VNET CARD
VISION	VISION CARD
VISION	VISION CARD
VISION	VISION SHARED
NETWORK MCI ONE	NMCI 1 CARD
NETWORK MCI ONE	NMCI 1 SHARED FAX
NETWORK MCI ONE	NMCI 1 SHARED
800 SERVICE	800 BL
NETWORK MCI ONE	NMCI 1 SHARED
800 SERVICE	800 BL
VNET	VNET DEDICATED
VISION	VISION CARD
800 SERVICE	800 CORP
800 SERVICE	800 DAL
800 SERVICE	800 2 WAY DAL (SEC)
800 SERVICE	800 BL
NETWORK MCI ONE	800 BL
NETWORK MCI ONE	NMCI 1 SHARED
NETWORK MCI ONE	NMCI 1 CARD
VNET	VNET CARD
VNET	VNET SHARED
VNET	VNET SHARED
VNET	VNET CARD
VNET	VNET CARD
VNET	VNET SHARED

① S98

①

for 11/11/98

May 99


CONFIDENTIAL

Billed Minutes and Revenue  
for Intrastate Florida - May 1999

Corp ID

Product

Minutes Revenue



VISION	VISION SHARED
800 SERVICE	800 BL
VNET	VNET CARD
VNET	VNET CARD
VNET	VNET SHARED
VISION	VISION CARD
VISION	VISION CARD
NETWORK MCI ONE	NMCI 1 CARD
NETWORK MCI ONE	NMCI 1 SHARED FAX
NETWORK MCI ONE	NMCI 1 SHARED
800 SERVICE	800 BL
NETWORK MCI ONE	NMCI 1 CARD
NETWORK MCI ONE	NMCI 1 SHARED
800 SERVICE	800 DAL
800 SERVICE	800 BL
NETWORK MCI ONE	NMCI 1 CARD
VNET	VNET DEDICATED
800 SERVICE	800 CORP
800 SERVICE	800 DAL
800 SERVICE	800 BL
800 SERVICE	800 2 WAY DAL (SEC)
NETWORK MCI ONE	NMCI 1 CARD
VNET	VNET SHARED
VNET	VNET SHARED
VNET	INT'L VIRTUAL REMOTE ACCESS
NETWORK MCI ONE	NMCI 1 CARD
VNET	VNET CARD
VNET	VNET SHARED
VNET	VNET CARD
VNET	VNET CARD


① m99

②

CONFIDENTIAL

5-1-2  
2


Sept 98



VISION  
VISION  
VISION  
VISION  
NETWORK MCI ONE  
NETWORK MCI ONE  
NETWORK MCI ONE  
NETWORK MCI ONE  
NETWORK MCI ONE  
NETWORK MCI ONE  
VNET  
VNET  
800 SERVICE  
ECR (ENHANCED CALL ROUTING)  
ECR (ENHANCED CALL ROUTING)  
VISION  
VISION  
VISION  
VISION  
VISION  
VNET  
VNET  
VNET  
VNET  
800 SERVICE  
NETWORK MCI ONE  
NETWORK MCI ONE  
800 SERVICE  
800 SERVICE  
800 SERVICE  
800 SERVICE  
800 SERVICE  
VISION  
NETWORK MCI ONE  
NETWORK MCI ONE  
VISION  
VNET

VISION SHARED  
800 BL  
VISION SHARED FAX  
VISION SHARED  
NMCI 1 CARD  
800 BL  
NMCI 1 SHARED FAX  
NMCI 1 SHARED  
VOS  
NMCI 1 CELLULAR  
VNET CARD  
VNET SHARED  
800 BL  
800 DAL  
800 CBL  
VISION CARD  
800 BL  
VISION SHARED FAX  
VISION SHARED  
VISION DEDICATED  
VNET CARD  
VNET DEDICATED  
VNET SHARED  
CARRIER NET SERVICE - CNS  
800 BL  
NMCI 1 CARD  
NMCI 1 CELLULAR  
800 DAL  
800 CORP  
800 2 WAY DAL (SEC)  
800 BL  
800 BL  
VISION CARD  
NMCI 1 CARD  
NMCI 1 SHARED  
VISION CARD  
VNET CARD

② S 98



CONFIDENTIAL

51-2  
000203 31

CONFIDENTIAL

③

May 99

NETWORK MCI ONE  
 VISION  
 800 SERVICE  
 800 SERVICE  
 VISION  
 VISION  
 VISION  
 VISION  
 VISION  
 VISION  
 NETWORK MCI ONE  
 NETWORK MCI ONE  
 NETWORK MCI ONE  
 NETWORK MCI ONE  
 NETWORK MCI ONE  
 VISION  
 VISION  
 VISION  
 VISION  
 VISION  
 800 SERVICE  
 VISION  
 VISION  
 800 SERVICE  
 NETWORK MCI ONE  
 VISION  
 VISION  
 VISION  
 VISION  
 NETWORK MCI ONE  
 NETWORK MCI ONE  
 NETWORK MCI ONE  
 NETWORK MCI ONE  
 NETWORK MCI ONE  
 VNET  
 VNET

NMCI 1 SHARED  
 VISION SHARED  
 800 BL  
 800 BL  
 VISION CARD  
 VISION CARD  
 VISION CARD  
 800 BL  
 VISION SHARED  
 VISION DEDICATED  
 NMCI 1 CARD  
 800 BL  
 NMCI 1 SHARED  
 NMCI 1 DEDICATED  
 NMCI 1 DEDICATED  
 VISION CARD  
 VISION SHARED  
 800 BL  
 VISION SHARED  
 VISION DEDICATED  
 800 BL  
 VISION CARD  
 VISION SHARED  
 800 BL  
 NMCI 1 CARD  
 VISION CARD  
 800 BL  
 VISION CARD  
 800 BL  
 VISION SHARED  
 NMCI 1 CARD  
 800 BL  
 NMCI 1 SHARED FAX  
 NMCI 1 SHARED  
 VOS  
 VNET CARD  
 VNET SHARED

CONFIDENTIAL 51-2 nnnnna 4

2 May 99

Sept 98

③ 598

VNET	VNET CARD
MCID (MCI DIRECT)	NMCI 1
VISION	VISION CARD
VISION	VISION CARD
VISION	800 DAL
VISION	800 BL
VISION	VISION SHARED FAX
VISION	VISION SHARED
VISION	VISION DEDICATED
VISION	VISION CARD
VISION	VISION CARD
VNET	VNET CARD
VNET	VNET SHARED
VNET	VNET CARD
VNET	VNET SHARED
VISION	VISION CARD
VISION	VISION SHARED
VNET	VNET SHARED
VNET	VOS - VNET OPERATOR SERVICES
VNET	CARRIER NET SERVICE - CNS
VISION	800 BL
VISION	VISION SHARED
VISION	VISION CARD
VISIQN	VISION SHARED
VNET	CARRIER NET SERVICE - CNS
ECR (ENHANCED CALL ROUTING)	800 DAL
800 SERVICE	800 BL
800 SERVICE	800 CNS-CORP
800 SERVICE	800 CNS-CORP
800 SERVICE	800 BL
VNET	VNET CARD
VNET	VNET CARD
800 SERVICE	800 BL
VNET	VNET CARD
VNET	VNET SHARED
VNET	CARRIER NET SERVICE - CNS
VNET	VNET CARD

CONFIDENTIAL

51-2

00002055

⑤




May 99

CONFIDENTIAL

51-2

000206



NETWORK MCI ONE  
 NETWORK MCI ONE  
 NETWORK MCI ONE  
 NETWORK MCI ONE  
 NETWORK MCI ONE  
 NETWORK MCI ONE  
 NETWORK MCI ONE  
 NETWORK MCI ONE  
 NETWORK MCI ONE  
 NETWORK MCI ONE  
 NETWORK MCI ONE  
 NETWORK MCI ONE  
 NETWORK MCI ONE  
 NETWORK MCI ONE  
 NETWORK MCI ONE  
 NETWORK MCI ONE  
 VISION  
 VISION  
 VISION  
 800 SERVICE  
 800 SERVICE  
 VNET  
 VNET  
 MCID (MCI DIRECT)  
 VISION  
 VISION  
 VISION  
 VISION  
 VNET  
 VNET  
 VNET  
 VNET  
 ECR (ENHANCED CALL ROUTING)  
 VISION  
 VNET

NMCI 1 CARD  
 NMCI 1 CELLULAR  
 800 BL  
 NMCI 1 SHARED  
 NMCI 1 CARD  
 800 DAL  
 NMCI 1 SHARED  
 NMCI 1 DEDICATED  
 800 BL  
 NMCI 1 SHARED  
 800 BL  
 NMCI 1 SHARED FAX  
 NMCI 1 DEDICATED  
 NMCI 1 CARD  
 800 DAL  
 800 BL  
 NMCI 1 SHARED  
 NMCI 1 DEDICATED  
 VISION CARD  
 VISION CARD  
 VISION SHARED  
 800 CORP  
 800 2 WAY DAL (SEC)  
 VNET CARD  
 VNET CARD  
 NMCI 1  
 VISION CARD  
 800 BL  
 VISION SHARED FAX  
 VISION SHARED  
 VNET CARD  
 VNET SHARED  
 VNET CARD  
 VNET SHARED  
 VISION 800 CBL  
 VISION SHARED  
 VNET SHARED

③ 199

Ⓢ



May 99

VNET	VOS - VNET OPERATOR SERVICES
VNET	CARRIER NET SERVICE - CNS
VISION	800 BL
VISION	VISION SHARED
VISION	VISION CARD
VISION	VISION SHARED
VNET	CARRIER NET SERVICE - CNS
VISION	VISION CARD
VISION	VISION SHARED
ECR (ENHANCED CALL ROUTING)	800 DAL
800 SERVICE	800 BL
800 SERVICE	800 CNS-CORP
800 SERVICE	800 CNS-CORP
VNET	VNET CARD
VNET	VNET CARD
800 SERVICE	800 BL
NETWORK MCI ONE	NMCI 1 CARD
VNET	VNET CARD
VNET	VNET CARD
VNET	VNET SHARED
VNET	VOS - VNET OPERATOR SERVICES
VNET	CARRIER NET SERVICE - CNS
VNET	VNET CARD
VNET	VNET CARD
VNET	VNET DEDICATED
VNET	VNET SHARED
NETWORK MCI ONE	NMCI 1 CARD
VNET	VNET CARD
VNET	VNET CARD
VNET	VNET CARD
VNET	VNET CARD
VNET	VNET CARD
VNET	VNET DEDICATED
VNET	VNET SHARED
VNET	VNET SHARED
VNET	VNET SHARED
VNET	INT'L VIRTUAL REMOTE ACCESS
800 SERVICE	800 BL

(4) m99

CONFIDENTIAL



May 99

VNET  
VISION  
800 SERVICE  
VISION  
VISION  
VNET  
VISION  
VISION  
VISION  
800 SERVICE  
800 SERVICE  
VISION  
800 SERVICE  
VISION  
VISION  
800 SERVICE  
800 SERVICE  
VNET  
VNET  
VNET  
VISION  
VISION  
VISION  
VISION  
VISION  
800 SERVICE  
800 SERVICE  
800 SERVICE  
VNET  
VNET  
VNET  
VNET  
VNET  
VISION  
NETWORK MCI ONE  
800 SERVICE

VNET CELLULAR  
VISION CARD  
800 BL  
VISION CARD  
VISION CARD  
VNET CARD  
800 BL  
VISION SHARED  
800 BL  
800 BL  
800 BL  
VISION CELLULAR RESALE LD  
800 BL  
VISION CARD  
VISION SHARED  
800 BL  
800 DAL  
VNET CARD  
VNET CARD  
VNET SHARED  
VISION CARD  
VISION SHARED  
VISION CARD  
800 BL  
VISION SHARED FAX  
VISION SHARED  
800 CORP  
800 BL  
800 2 WAY DAL (SEC)  
VNET CARD  
VNET CARD  
VNET DEDICATED  
VNET DEDICATED  
VNET SHARED  
800 DAL  
NMCI 1 CARD  
800 BL

⑤ m99

CONFIDENTIAL

Sept 98

CONFIDENTIAL

VISION  
VISION  
VISION  
VNET  
VISION  
VISION  
VISION  
VISION  
VISION  
VISION  
800 SERVICE  
800 SERVICE  
VNET  
VISION  
800 SERVICE  
VISION  
800 SERVICE  
NETWORK MCI ONE  
NETWORK MCI ONE  
VISION  
VISION  
NETWORK MCI ONE  
NETWORK MCI ONE  
NETWORK MCI ONE  
NETWORK MCI ONE  
NETWORK MCI ONE  
VISION  
VISION  
VNET  
VISION  
VISION  
VISION  
VISION  
VISION  
VISION  
VISION  
VISION

VISION CELLULAR  
VISION CARD  
VISION CARD  
CARRIER NET SERVICE - CNS  
VISION CARD  
VISION CARD  
800 DAL  
800 BL  
VISION SHARED  
VISION DEDICATED  
800 DAL  
800 BL  
CARRIER NET SERVICE - CNS  
VISION SHARED  
800 BL  
VISION CARD  
800 DAL  
NMCI 1 CARD  
NMCI 1 SHARED  
VISION CARD  
VISION CARD  
NMCI 1 CARD  
800 DAL  
800 BL  
NMCI 1 SHARED  
NMCI 1 DEDICATED  
VISION CARD  
VISION SHARED  
VNET CARD  
800 DAL  
VISION SHARED  
VISION DEDICATED  
VISION CARD  
VISION CARD  
800 DAL  
800 BL  
VISION SHARED FAX

⑥ 598

①①

May 99

VNET	CARRIER NET SERVICE - CNS
VISION	VISION CARD
VISION	VISION CARD
VISION	800 DAL
VISION	800 BL
VISION	VISION SHARED
VISION	VISION DEDICATED
800 SERVICE	800 BL
800 SERVICE	800 2 WAY DAL (SEC)
ECR (ENHANCED CALL ROUTING)	800 DAL
VNET	CARRIER NET SERVICE - CNS
NETWORK MCI ONE	NMCI 1 CARD
NETWORK MCI ONE	NMCI 1 CARD
NETWORK MCI ONE	NMCI 1 SHARED
800 SERVICE	800 DAL
ECR (ENHANCED CALL ROUTING)	800 DAL
VISION	VISION CARD
VISION	VISION CARD
VISION	VISION CARD
VISION	VISION SHARED
VNET	VNET CARD
NETWORK MCI ONE	NMCI 1 CARD
VNET	VNET CARD
VISION	VISION CARD
VISION	800 DAL
VISION	VISION SHARED
VISION	VISION DEDICATED
VISION	VISION CARD
VISION	VISION CARD
VISION	800 DAL
VISION	800 BL
VISION	VISION SHARED FAX
VISION	VISION SHARED
VISION	VISION DEDICATED
VISION	VISION CELLULAR
800 SERVICE	800 DAL
ECR (ENHANCED CALL ROUTING)	800 DAL

6 May 99

CONFIDENTIAL

000212

12





May 99

⑦ May 99

VISION  
VISION  
VISION  
VISION  
VISION  
NETWORK MCI ONE  
NETWORK MCI ONE  
VNET  
VNET  
VNET  
VNET  
VISION  
NETWORK MCI ONE  
VISION  
NETWORK MCI ONE  
NETWORK MCI ONE  
800 SERVICE  
800 SERVICE  
800 SERVICE  
800 SERVICE  
NETWORK MCI ONE  
NETWORK MCI ONE  
NETWORK MCI ONE  
NETWORK MCI ONE  
VISION  
VISION  
VISION  
VISION  
VISION  
VISION  
VISION  
VISION  
VNET  
NETWORK MCI ONE  
VNET  
VNET  
NETWORK MCI ONE

VISION SHARED  
VISION DEDICATED  
VISION CARD  
800 BL  
VISION SHARED  
800 BL  
NMCI 1 SHARED  
CARRIER NET SERVICE - CNS  
VNET SHARED  
VNET DEDICATED  
VNET SHARED  
VISION CARD  
NMCI 1 CARD  
800 BL  
NMCI 1 CARD  
NMCI 1 CARD  
800 CORP  
800 BL  
800 2 WAY DAL (SEC)  
800 BL  
NMCI 1 CARD  
800 BL  
NMCI 1 SHARED  
800 BL  
VISION CARD  
VISION CARD  
800 BL  
VISION SHARED  
VOS  
VISION CARD  
VISION CARD  
VISION CARD  
VNET DEDICATED  
800 BL  
VNET CARD  
VNET SHARED  
800 BL

CONFIDENTIAL


⑭

Sept 98



VNET  
 NETWORK MCI ONE  
 NETWORK MCI ONE  
 NETWORK MCI ONE  
 NETWORK MCI ONE  
 NETWORK MCI ONE  
 NETWORK MCI ONE  
 NETWORK MCI ONE  
 VNET  
 VISION  
 NETWORK MCI ONE  
 NETWORK MCI ONE  
 NETWORK MCI ONE  
 NETWORK MCI ONE  
 NETWORK MCI ONE  
 NETWORK MCI ONE  
 NETWORK MCI ONE  
 VNET  
 VNET  
 VISION  
 NETWORK MCI ONE  
 NETWORK MCI ONE  
 VNET  
 VNET  
 VNET  
 VNET  
 800 SERVICE  
 NETWORK MCI ONE  
 VNET  
 VNET  
 VNET  
 VNET  
 NETWORK MCI ONE  
 NETWORK MCI ONE  
 NETWORK MCI ONE  
 NETWORK MCI ONE  
 800 SERVICE

VNET CARD  
 INTERNATIONAL SWITCH 64 - SHRD  
 NMCI 1 SHARED  
 NMCI 1 CARD  
 NMCI 1 SHARED  
 800 BL  
 NMCI 1 DEDICATED  
 NMCI 1 SHARED  
 VNET CARD  
 VISION CARD  
 NCR (NET CALL REDIRECT)  
 800 DAL  
 800 BL  
 800 BL  
 NMCI 1 SHARED  
 NMCI 1 DEDICATED  
 NMCI 1 CELLULAR  
 VNET CARD  
 VNET CARD  
 VISION CARD  
 800 BL  
 NMCI 1 SHARED  
 VNET CARD  
 VNET CARD  
 VNET DEDICATED  
 VNET SHARED  
 800 BL  
 NMCI 1 CARD  
 VNET CARD  
 VNET DEDICATED  
 VNET SHARED  
 VNET DEDICATED  
 800 BL  
 NMCI 1 SHARED  
 NMCI 1 CELLULAR RESALE LD  
 NMCI 1 SHARED  
 800 BL



598

CONFIDENTIAL

15

May 99

CONFIDENTIAL

8 m 99

800 SERVICE  
 ECR (ENHANCED CALL ROUTING)  
 ECR (ENHANCED CALL ROUTING)  
 800 SERVICE  
 NETWORK MCI ONE  
 VNET  
 NETWORK MCI ONE  
 NETWORK MCI ONE  
 NETWORK MCI ONE  
 NETWORK MCI ONE  
 NETWORK MCI ONE  
 NETWORK MCI ONE  
 NETWORK MCI ONE  
 VISION  
 VNET  
 VNET  
 VISION  
 VNET  
 VNET  
 VNET

800 BL  
 800 DAL  
 800 CBL  
 800 BL  
 NMCI 1 CARD  
 VNET CARD  
 INTERNATIONAL SWITCH 64 - SHRD  
 NMCI 1 CARD  
 NMCI 1 CARD  
 NMCI 1 SHARED  
 800 BL  
 NMCI 1 DEDICATED  
 NMCI 1 SHARED  
 VISION CARD  
 VNET CARD  
 VNET CARD  
 VISION CARD  
 VNET CARD  
 VNET DEDICATED  
 VNET SHARED

800 SERVICE  
 VNET  
 VNET  
 VNET  
 VNET  
 VNET  
 NETWORK MCI ONE  
 NETWORK MCI ONE  
 NETWORK MCI ONE  
 800 SERVICE  
 VISION  
 VISION  
 VISION  
 VISION  
 VNET  
 VNET  
 NETWORK MCI ONE

800 BL  
 VNET CARD  
 VNET CARD  
 VNET DEDICATED  
 VNET SHARED  
 VNET CARD  
 NMCI 1 CARD  
 NMCI 1 SHARED  
 NMCI 1 SHARED  
 800 BL  
 800 DAL  
 800 BL  
 VISION SHARED  
 VISION DEDICATED  
 VNET CARD  
 VNET SHARED  
 NMCI 1 CARD



CONFIDENTIAL

M48 99

9) M48 99

MCID (MCI DIRECT)	NMCI 1
MCID (MCI DIRECT)	NMCI 1 800
MCID (MCI DIRECT)	NMCI 1
MCID (MCI DIRECT)	NMCI 1
MCID (MCI DIRECT)	NMCI 1
MCID (MCI DIRECT)	NMCI 1 CARD
MCID (MCI DIRECT)	NMCI 1 800
MCID (MCI DIRECT)	NMCI 1
MCID (MCI DIRECT)	NMCI 1 800
MCID (MCI DIRECT)	NMCI 1
MCID (MCI DIRECT)	NMCI 1
NETWORK MCI ONE	NMCI 1 CARD
NETWORK MCI ONE	NMCI 1 SHARED
MCID (MCI DIRECT)	NMCI 1
ECR (ENHANCED CALL ROUTING)	NMCI 1 800 DAL
NETWORK MCI ONE	800 BL
NETWORK MCI ONE	NMCI 1 CARD
NETWORK MCI ONE	NMCI 1 CARD
NETWORK MCI ONE	800 BL
VISION	800 BL
MCID (MCI DIRECT)	NMCI 1
VNET	VNET CARD
VNET	VNET CARD
VNET	VNET DEDICATED
VNET	VNET SHARED
NETWORK MCI ONE	NMCI 1 CARD
NETWORK MCI ONE	NMCI 1 CARD
MCID (MCI DIRECT)	NMCI 1 800
MCID (MCI DIRECT)	NMCI 1
MCID (MCI DIRECT)	NMCI 1 800
MCID (MCI DIRECT)	NMCI 1
MCID (MCI DIRECT)	NMCI 1 800
MCID (MCI DIRECT)	NMCI 1
NETWORK MCI ONE	NMCI 1 CARD
NETWORK MCI ONE	NMCI 1 SHARED
MCID (MCI DIRECT)	NMCI 1
MCID (MCI DIRECT)	NMCI 1
MCID (MCI DIRECT)	NMCI 1

Sept 98

MCID (MCI DIRECT)  
MCID (MCI DIRECT)  
MCID (MCI DIRECT)  
MCID (MCI DIRECT)  
MCID (MCI DIRECT)  
MCID (MCI DIRECT)  
MCID (MCI DIRECT)  
MCID (MCI DIRECT)  
MCID (MCI DIRECT)  
MCID (MCI DIRECT)  
NETWORK MCI ONE  
NETWORK MCI ONE  
NETWORK MCI ONE  
MCID (MCI DIRECT)  
MCID (MCI DIRECT)  
VNET

NMCI 1  
NMCI 1 CARD  
NMCI 1  
NMCI 1 800  
NMCI 1  
NMCI 1  
NMCI 1 800  
NMCI 1  
NMCI 1  
NMCI 1 CARD  
NMCI 1 CELLULAR RESALE LD  
NMCI 1 CARD  
NMCI 1 CARD  
NMCI 1  
VNET CARD

10 S98

VNET  
VNET  
MCID (MCI DIRECT)  
MCID (MCI DIRECT)  
MCID (MCI DIRECT)  
NETWORK MCI ONE  
NETWORK MCI ONE  
NETWORK MCI ONE  
NETWORK MCI ONE  
NETWORK MCI ONE  
NETWORK MCI ONE  
VISION  
VISION  
NETWORK MCI ONE  
MCID (MCI DIRECT)  
VISION  
VISION  
800 SERVICE  
NETWORK MCI ONE  
MCID (MCI DIRECT)  
MCID (MCI DIRECT)  
MCID (MCI DIRECT)

VNET DEDICATED  
VNET SHARED  
NMCI 1  
NMCI 1  
NMCI 1  
NMCI 1 CARD  
800 DAL  
NMCI 1 SHARED  
NMCI 1 DEDICATED  
NMCI 1 CARD  
NMCI 1 SHARED  
VISION CARD  
VISION SHARED  
NMCI 1 CARD  
NMCI 1  
800 BL  
VISION SHARED  
800 BL  
NMCI 1 CARD  
NMCI 1 800  
NMCI 1  
NMCI 1

CONFIDENTIAL

May 99

MCID (MCI DIRECT)  
 MCID (MCI DIRECT)  
 MCID (MCI DIRECT)  
 NETWORK MCI ONE  
 NETWORK MCI ONE  
 VISION  
 VISION  
 VISION  
 MCID (MCI DIRECT)  
 NETWORK MCI ONE  
 NETWORK MCI ONE  
 MCID (MCI DIRECT)  
 MCID (MCI DIRECT)  
 MCID (MCI DIRECT)  
 MCID (MCI DIRECT)  
 MCID (MCI DIRECT)  
 MCID (MCI DIRECT)  
 NETWORK MCI ONE  
 NETWORK MCI ONE  
 MCID (MCI DIRECT)  
 VNET  
 VNET  
 VNET  
 MCID (MCI DIRECT)  
 NETWORK MCI ONE  
 NETWORK MCI ONE  
 NETWORK MCI ONE  
 NETWORK MCI ONE  
 VISION  
 VISION  
 NETWORK MCI ONE  
 MCID (MCI DIRECT)  
 VISION  
 VISION  
 NETWORK MCI ONE  
 NETWORK MCI ONE  
 MCID (MCI DIRECT)

NMCI 1 800  
 NMCI 1 800  
 NMCI 1 CARD  
 800 BL  
 NMCI 1 SHARED  
 VISION CARD  
 800 BL  
 VISION SHARED  
 NMCI 1  
 800 BL  
 NMCI 1 SHARED  
 NMCI 1  
 NMCI 1  
 NMCI 1 800  
 NMCI 1  
 NMCI 1 800  
 NMCI 1  
 NMCI 1 CARD  
 NMCI 1 SHARED  
 NMCI 1  
 VNET CARD  
 VNET DEDICATED  
 VNET SHARED  
 NMCI 1  
 800 DAL  
 NMCI 1 SHARED  
 NMCI 1 DEDICATED  
 NMCI 1 SHARED  
 VISION CARD  
 VISION SHARED  
 NMCI 1 CARD  
 NMCI 1  
 800 BL  
 VISION SHARED  
 NMCI 1 CARD  
 NMCI 1 SHARED  
 NMCI 1

10 8999

CONFIDENTIAL

CONFIDENTIAL

Sept 98

VISION  
 MCID (MCI DIRECT)  
 MCID (MCI DIRECT)  
 MCID (MCI DIRECT)  
 MCID (MCI DIRECT)  
 MCID (MCI DIRECT)  
 NETWORK MCI ONE  
 NETWORK MCI ONE  
 NETWORK MCI ONE  
 NETWORK MCI ONE  
 MCID (MCI DIRECT)  
 MCID (MCI DIRECT)  
 MCID (MCI DIRECT)  
 MCID (MCI DIRECT)  
 NETWORK MCI ONE  
 NETWORK MCI ONE  
 MCID (MCI DIRECT)  
 NETWORK MCI ONE  
 NETWORK MCI ONE  
 NETWORK MCI ONE  
 NETWORK MCI ONE  
 NETWORK MCI ONE  
 800 SERVICE  
 MCID (MCI DIRECT)  
 MCID (MCI DIRECT)  
 MCID (MCI DIRECT)  
 MCID (MCI DIRECT)  
 MCID (MCI DIRECT)  
 MCID (MCI DIRECT)  
 MCID (MCI DIRECT)  
 VNET

VISION CARD  
 NMCI 1 CARD  
 NMCI 1 800  
 NMCI 1  
 NMCI 1  
 NMCI 1  
 NMCI 1 CARD  
 NMCI 1 CARD  
 NMCI 1 DEDICATED  
 NMCI 1 CELLULAR  
 NMCI 1  
 NMCI 1 CARD  
 NMCI 1 800  
 NMCI 1  
 800 BL  
 NMCI 1 SHARED  
 NMCI 1  
 NMCI 1 CARD  
 800 DAL  
 800 BL  
 NMCI 1 SHARED  
 NMCI 1 DEDICATED  
 800 BL  
 NMCI 1  
 NMCI 1  
 NMCI 1 800  
 NMCI 1  
 NMCI 1  
 NMCI 1  
 NMCI 1  
 VNET SHARED

(11) 598

VISION  
 VISION  
 VISION  
 VISION  
 VISION  
 NETWORK MCI ONE

800 DAL  
 800 BL  
 VISION SHARED  
 VISION DEDICATED  
 VOS  
 NMCI 1 CARD

(21)



ms 99

MCID (MCI DIRECT)  
 MCID (MCI DIRECT)  
 NETWORK MCI ONE  
 NETWORK MCI ONE  
 NETWORK MCI ONE  
 NETWORK MCI ONE  
 MCID (MCI DIRECT)  
 MCID (MCI DIRECT)  
 MCID (MCI DIRECT)  
 NETWORK MCI ONE  
 NETWORK MCI ONE  
 NETWORK MCI ONE  
 NETWORK MCI ONE  
 NETWORK MCI ONE  
 800 SERVICE  
 NETWORK MCI ONE  
 MCID (MCI DIRECT)  
 MCID (MCI DIRECT)  
 NETWORK MCI ONE  
 NETWORK MCI ONE  
 NETWORK MCI ONE  
 NETWORK MCI ONE  
 MCID (MCI DIRECT)  
 MCID (MCI DIRECT)  
 MCID (MCI DIRECT)  
 NETWORK MCI ONE  
 NETWORK MCI ONE  
 MCID (MCI DIRECT)  
 NETWORK MCI ONE  
 NETWORK MCI ONE  
 NETWORK MCI ONE  
 NETWORK MCI ONE  
 NETWORK MCI ONE  
 NETWORK MCI ONE  
 NETWORK MCI ONE  
 800 SERVICE  
 MCID (MCI DIRECT)  
 VNET  
 VISION  
 VISION

NMCI 1 800  
 NMCI 1  
 800 DAL  
 800 BL  
 800 BL  
 NMCI 1 SHARED  
 NMCI 1 800  
 NMCI 1  
 NMCI 1  
 NMCI 1 CARD  
 800 BL  
 NMCI 1 SHARED  
 NMCI 1 DEDICATED  
 NMCI 1 CARD  
 800 BL  
 NMCI 1 CARD  
 NMCI 1 800  
 NMCI 1  
 NMCI 1 CARD  
 NMCI 1 CARD  
 NMCI 1 CELLULAR  
 NMCI 1 CARD  
 NMCI 1 800  
 NMCI 1  
 800 BL  
 NMCI 1 SHARED  
 NMCI 1  
 NMCI 1 CARD  
 800 DAL  
 800 BL  
 NMCI 1 SHARED  
 NMCI 1 DEDICATED  
 800 BL  
 NMCI 1  
 VNET SHARED  
 800 DAL  
 800 BL

(1) m99

CONFIDENTIAL

(22)

Sept 98

125 598

NETWORK MCI ONE  
 VISION  
 VISION  
 VISION  
 VISION  
 VISION  
 VISION  
 VNET  
 VNET  
 VNET  
 VNET  
 VNET  
 VNET  
 VNET  
 VNET  
 VNET  
 VNET  
 800 SERVICE  
 800 SERVICE  
 800 SERVICE  
 800 SERVICE  
 MCID (MCI DIRECT)  
 NETWORK MCI ONE  
 800 SERVICE  
 800 SERVICE  
 MCID (MCI DIRECT)  
 MCID (MCI DIRECT)  
 MCID (MCI DIRECT)  
 MCID (MCI DIRECT)  
 MCID (MCI DIRECT)  
 MCID (MCI DIRECT)  
 MCID (MCI DIRECT)  
 MCID (MCI DIRECT)  
 MCID (MCI DIRECT)  
 MCID (MCI DIRECT)  
 MCID (MCI DIRECT)  
 MCID (MCI DIRECT)  
 MCID (MCI DIRECT)  
 MCID (MCI DIRECT)  
 MCID (MCI DIRECT)  
 MCID (MCI DIRECT)  
 NETWORK MCI ONE  
 NETWORK MCI ONE

NMCI 1 CARD  
 VISION CARD  
 VISION CARD  
 800 DAL  
 800 BL  
 VISION SHARED  
 VISION DEDICATED  
 VNET CARD  
 VNET CARD  
 VNET CARD  
 VNET CARD  
 VNET DEDICATED  
 VNET SHARED  
 ISDN  
 800 DAL  
 800 BL  
 800 DAL  
 800 BL  
 NMCI 1  
 NMCI 1 CARD  
 800 CORP  
 800 2 WAY DAL (SEC)  
 NMCI 1 800  
 NMCI 1  
 NMCI 1  
 NMCI 1 CARD  
 NMCI 1  
 NMCI 1 800  
 NMCI 1  
 NMCI 1 800  
 NMCI 1  
 NMCI 1  
 NMCI 1 800  
 NMCI 1  
 NMCI 1 800  
 NMCI 1  
 NMCI 1 800  
 NMCI 1  
 800 DAL  
 NMCI 1 DEDICATED

CONFIDENTIAL

23







5/25/98

NETWORK MCI ONE  
 MCID (MCI DIRECT)  
 NETWORK MCI ONE  
 NETWORK MCI ONE  
 NETWORK MCI ONE  
 NETWORK MCI ONE  
 NETWORK MCI ONE  
 NETWORK MCI ONE  
 MCID (MCI DIRECT)  
 MCID (MCI DIRECT)  
 VISION  
 MCID (MCI DIRECT)  
 MCID (MCI DIRECT)  
 MCID (MCI DIRECT)  
 MCID (MCI DIRECT)  
 NETWORK MCI ONE  
 MCID (MCI DIRECT)  
 NETWORK MCI ONE  
 NETWORK MCI ONE  
 NETWORK MCI ONE  
 NETWORK MCI ONE  
 NETWORK MCI ONE  
 NETWORK MCI ONE  
 MCID (MCI DIRECT)  
 MCID (MCI DIRECT)  
 MCID (MCI DIRECT)  
 MCID (MCI DIRECT)  
 NETWORK MCI ONE  
 VNET  
 VNET  
 MCID (MCI DIRECT)  
 NETWORK MCI ONE  
 NETWORK MCI ONE  
 MCID (MCI DIRECT)  
 MCID (MCI DIRECT)  
 NETWORK MCI ONE  
 NETWORK MCI ONE

NMCI 1 SHARED  
 NMCI 1 CARD  
 NMCI 1 SHARED  
 NMCI 1 CARD  
 NMCI 1 CARD  
 800 DAL  
 NMCI 1 SHARED  
 ISDN  
 NMCI 1 800  
 NMCI 1  
 VISION CARD  
 NMCI 1 800  
 NMCI 1  
 NMCI 1 800  
 NMCI 1  
 NMCI 1 SHARED  
 NMCI 1  
 800 BL  
 NMCI 1 CARD  
 800 BL  
 NMCI 1 SHARED  
 800 BL  
 NMCI 1 SHARED  
 NMCI 1 CARD  
 NMCI 1 800  
 NMCI 1  
 NMCI 1 CARD  
 NMCI 1 CARD  
 VNET CARD  
 VNET SHARED  
 NMCI 1  
 800 BL  
 NMCI 1 CARD  
 NMCI 1  
 NMCI 1  
 800 DAL  
 NMCI 1 CELLULAR RESALE LD

(14) 598

CONFIDENTIAL

My 99

MCID (MCI DIRECT)  
 VNET  
 NETWORK MCI ONE  
 800 SERVICE  
 MCID (MCI DIRECT)  
 MCID (MCI DIRECT)  
 NETWORK MCI ONE  
 NETWORK MCI ONE  
 NETWORK MCI ONE  
 NETWORK MCI ONE  
 NETWORK MCI ONE  
 NETWORK MCI ONE  
 NETWORK MCI ONE  
 MCID (MCI DIRECT)  
 MCID (MCI DIRECT)  
 MCID (MCI DIRECT)  
 MCID (MCI DIRECT)  
 MCID (MCI DIRECT)  
 800 SERVICE  
 NETWORK MCI ONE  
 NETWORK MCI ONE  
 MCID (MCI DIRECT)  
 VISION  
 NETWORK MCI ONE  
 NETWORK MCI ONE  
 NETWORK MCI ONE  
 MCID (MCI DIRECT)  
 NETWORK MCI ONE  
 NETWORK MCI ONE  
 NETWORK MCI ONE  
 NETWORK MCI ONE  
 MCID (MCI DIRECT)  
 MCID (MCI DIRECT)  
 VISION  
 VISION  
 VNET  
 VNET

NMCI 1 CARD  
 VNET CARD  
 NMCI 1 CARD  
 800 BL  
 NMCI 1 800  
 NMCI 1  
 NMCI 1 CARD  
 NMCI 1 CARD  
 NMCI 1 SHARED  
 NMCI 1 CARD  
 800 DAL  
 NMCI 1 SHARED  
 ISDN  
 NMCI 1 800  
 NMCI 1  
 NMCI 1 CARD  
 NMCI 1 800  
 NMCI 1  
 800 BL  
 800 BL  
 NMCI 1 SHARED  
 NMCI 1 CARD  
 800 BL  
 NMCI 1 CARD  
 800 BL  
 NMCI 1 SHARED  
 NMCI 1  
 800 BL  
 NMCI 1 SHARED  
 NMCI 1 CARD  
 NMCI 1 CARD  
 NMCI 1 800  
 NMCI 1  
 800 BL  
 VISION SHARED  
 VNET CARD  
 VNET SHARED

(K) m 99

(28)

Sept 98

MCID (MCI DIRECT)  
 MCID (MCI DIRECT)  
 NETWORK MCI ONE  
 NETWORK MCI ONE  
 NETWORK MCI ONE  
 NETWORK MCI ONE  
 MCID (MCI DIRECT)  
 MCID (MCI DIRECT)  
 VNET  
 VNET  
 MCID (MCI DIRECT)  
 MCID (MCI DIRECT)  
 MCID (MCI DIRECT)  
 MCID (MCI DIRECT)  
 MCID (MCI DIRECT)  
 MCID (MCI DIRECT)  
 MCID (MCI DIRECT)  
 MCID (MCI DIRECT)  
 MCID (MCI DIRECT)  
 MCID (MCI DIRECT)  
 MCID (MCI DIRECT)  
 MCID (MCI DIRECT)  
 MCID (MCI DIRECT)  
 MCID (MCI DIRECT)  
 NETWORK MCI ONE  
 VNET

NMCI 1  
 NMCI 1  
 NMCI 1 CARD  
 800 BL  
 NMCI 1 SHARED  
 NMCI 1 DEDICATED  
 NMCI 1 CARD  
 NMCI 1  
 VNET SHARED  
 VOS - VNET OPERATOR SERVICES  
 NMCI 1 800  
 NMCI 1  
 NMCI 1  
 NMCI 1  
 NMCI 1  
 NMCI 1 CARD  
 NMCI 1  
 NMCI 1 800  
 NMCI 1 800  
 NMCI 1  
 NMCI 1 CARD  
 NMCI 1 800  
 NMCI 1  
 NMCI 1 CARD  
 VNET CARD

(15) S98

MCID (MCI DIRECT)  
 NETWORK MCI ONE  
 NETWORK MCI ONE  
 NETWORK MCI ONE  
 NETWORK MCI ONE  
 MCID (MCI DIRECT)  
 MCID (MCI DIRECT)  
 MCID (MCI DIRECT)  
 MCID (MCI DIRECT)  
 MCID (MCI DIRECT)  
 MCID (MCI DIRECT)  
 MCID (MCI DIRECT)  
 MCID (MCI DIRECT)

NMCI 1 800  
 NMCI 1 SHARED  
 NMCI 1 CARD  
 NMCI 1 SHARED  
 NMCI 1 SHARED  
 NMCI 1  
 NMCI 1 CARD  
 NMCI 1  
 NMCI 1  
 NMCI 1 800  
 NMCI 1  
 NMCI 1 800

(29)

CONFIDENTIAL



my 99

(15) my 99

NETWORK MCI ONE  
 NETWORK MCI ONE  
 MCID (MCI DIRECT)  
 MCID (MCI DIRECT)  
 MCID (MCI DIRECT)  
 MCID (MCI DIRECT)  
 MCID (MCI DIRECT)  
 MCID (MCI DIRECT)  
 MCID (MCI DIRECT)  
 800 SERVICE  
 MCID (MCI DIRECT)  
 MCID (MCI DIRECT)  
 MCID (MCI DIRECT)  
 VNET

NMCI 1 SHARED  
 NMCI 1 DEDICATED  
 NMCI 1  
 NMCI 1 800  
 NMCI 1  
 NMCI 1  
 NMCI 1  
 NMCI 1  
 NMCI 1 800  
 800 BL  
 NMCI 1 CARD  
 NMCI 1 800  
 NMCI 1  
 VNET CARD

800 SERVICE  
 NETWORK MCI ONE  
 NETWORK MCI ONE  
 NETWORK MCI ONE  
 MCID (MCI DIRECT)  
 MCID (MCI DIRECT)  
 MCID (MCI DIRECT)  
 MCID (MCI DIRECT)  
 NETWORK MCI ONE  
 NETWORK MCI ONE  
 NETWORK MCI ONE  
 NETWORK MCI ONE  
 NETWORK MCI ONE  
 NETWORK MCI ONE  
 MCID (MCI DIRECT)  
 MCID (MCI DIRECT)  
 MCID (MCI DIRECT)  
 MCID (MCI DIRECT)  
 MCID (MCI DIRECT)  
 NETWORK MCI ONE  
 VISION  
 VISION  
 VISION

800 BL  
 NMCI 1 CARD  
 NMCI 1 SHARED  
 NMCI 1 SHARED  
 NMCI 1 800  
 NMCI 1  
 NMCI 1  
 NMCI 1  
 NMCI 1 CARD  
 NMCI 1 SHARED  
 NMCI 1 DEDICATED  
 NMCI 1 DEDICATED  
 NMCI 1 CARD  
 NMCI 1 SHARED  
 NMCI 1  
 NMCI 1  
 NMCI 1  
 NMCI 1  
 NMCI 1  
 NMCI 1 SHARED  
 NCR (NETWORK CALL REDIRECT)  
 VISION CARD  
 800 DAL



ms 99

MCID (MCI DIRECT)  
 MCID (MCI DIRECT)  
 MCID (MCI DIRECT)  
 MCID (MCI DIRECT)  
 MCID (MCI DIRECT)  
 MCID (MCI DIRECT)  
 MCID (MCI DIRECT)  
 800 SERVICE  
 NETWORK MCI ONE  
 NETWORK MCI ONE  
 MCID (MCI DIRECT)  
 MCID (MCI DIRECT)  
 MCID (MCI DIRECT)  
 NETWORK MCI ONE  
 VNET  
 NETWORK MCI ONE  
 NETWORK MCI ONE  
 VISION  
 VISION  
 MCID (MCI DIRECT)  
 MCID (MCI DIRECT)  
 MCID (MCI DIRECT)  
 VNET  
 VNET  
 VISION  
 VISION  
 VISION  
 VISION  
 VISION  
 VISION  
 VISION  
 NETWORK MCI ONE  
 NETWORK MCI ONE  
 NETWORK MCI ONE  
 NETWORK MCI ONE  
 MCID (MCI DIRECT)  
 NETWORK MCI ONE

NMCI 1  
 NMCI 1  
 NMCI 1  
 NMCI 1  
 NMCI 1  
 NMCI 1 800  
 NMCI 1  
 800 BL  
 NMCI 1 CARD  
 NMCI 1 CARD  
 NMCI 1  
 NMCI 1 800  
 NMCI 1  
 NMCI 1 CARD  
 VNET CARD  
 800 BL  
 NMCI 1 SHARED  
 VISION CARD  
 VISION SHARED  
 NMCI 1 800  
 NMCI 1  
 NMCI 1  
 VNET DEDICATED  
 VNET SHARED  
 VISION CARD  
 VISION CARD  
 800 DAL  
 800 BL  
 VISION SHARED  
 VISION DEDICATED  
 ISDN  
 800 DAL  
 NMCI 1 SHARED  
 800 BL  
 NMCI 1 SHARED  
 NMCI 1 CARD  
 800 DAL

16/11/99

Sept 98

(17) 598

VISION  
 VISION  
 VISION  
 VISION  
 VISION  
 VISION  
 VISION  
 VISION  
 MCID (MCI DIRECT)  
 VNET  
 VNET  
 VNET

VISION CARD  
 800 DAL  
 800 BL  
 VISION SHARED  
 VISION DEDICATED  
 VISION CELLULAR  
 800 BL  
 VISION SHARED  
 NMCI 1  
 VNET CARD  
 VNET DEDICATED  
 VNET SHARED

MCID (MCI DIRECT)  
 MCID (MCI DIRECT)  
 NETWORK MCI ONE  
 NETWORK MCI ONE  
 NETWORK MCI ONE  
 MCID (MCI DIRECT)  
 800 SERVICE  
 800 SERVICE  
 NETWORK MCI ONE  
 NETWORK MCI ONE  
 MCID (MCI DIRECT)  
 MCID (MCI DIRECT)  
 MCID (MCI DIRECT)  
 NETWORK MCI ONE  
 NETWORK MCI ONE  
 NETWORK MCI ONE  
 NETWORK MCI ONE  
 NETWORK MCI ONE  
 NETWORK MCI ONE  
 MCID (MCI DIRECT)  
 MCID (MCI DIRECT)  
 MCID (MCI DIRECT)  
 MCID (MCI DIRECT)  
 MCID (MCI DIRECT)  
 MCID (MCI DIRECT)  
 MCID (MCI DIRECT)

NMCI 1 CARD  
 NMCI 1  
 800 BL  
 NMCI 1 SHARED  
 NMCI 1 CELLULAR RESALE LD  
 NMCI 1  
 800 BL  
 800 BL  
 800 BL  
 NMCI 1 SHARED  
 NMCI 1  
 NMCI 1 800  
 NMCI 1  
 NMCI 1 SHARED  
 NMCI 1 DEDICATED  
 NMCI 1 CELLULAR RESALE LD  
 800 BL  
 NMCI 1 SHARED  
 VOS  
 NMCI 1  
 NMCI 1 800  
 NMCI 1  
 NMCI 1  
 NMCI 1  
 NMCI 1 CARD

CONFIDENTIAL

mg 94

(17) 199

VISION  
MCID (MCI DIRECT)  
VNET  
VNET  
VNET  
VNET

VISION SHARED  
NMCI 1  
VNET CARD  
VNET CARD  
VNET DEDICATED  
VNET SHARED

MCID (MCI DIRECT)  
MCID (MCI DIRECT)  
MCID (MCI DIRECT)  
MCID (MCI DIRECT)  
VISION  
VISION  
VISION  
MCID (MCI DIRECT)  
800 SERVICE  
800 SERVICE  
NETWORK MCI ONE  
NETWORK MCI ONE  
MCID (MCI DIRECT)  
VNET  
VISION  
VISION  
NETWORK MCI ONE  
NETWORK MCI ONE  
VNET  
MCID (MCI DIRECT)  
MCID (MCI DIRECT)  
MCID (MCI DIRECT)  
MCID (MCI DIRECT)  
MCID (MCI DIRECT)  
MCID (MCI DIRECT)  
NETWORK MCI ONE  
NETWORK MCI ONE  
MCID (MCI DIRECT)  
VISION  
VISION  
NETWORK MCI ONE  
NETWORK MCI ONE

NMCI 1 800  
NMCI 1 CARD  
NMCI 1 800  
NMCI 1  
800 BL  
VISION SHARED  
VISION CELLULAR RESALE LD-  
NMCI 1  
800 BL  
800 BL  
800 BL  
NMCI 1 SHARED  
NMCI 1 800  
VNET CARD  
VISION SHARED  
VISION DEDICATED  
800 BL  
NMCI 1 SHARED  
VNET CARD  
NMCI 1 800  
NMCI 1  
NMCI 1  
NMCI 1  
NMCI 1 CARD  
800 BL  
NMCI 1 SHARED  
NMCI 1  
800 BL  
VISION SHARED  
NMCI 1 CARD  
NMCI 1 CARD

CONFIDENTIAL

Sept 98

MCID (MCI DIRECT)  
 MCID (MCI DIRECT)  
 MCID (MCI DIRECT)  
 MCID (MCI DIRECT)  
 NETWORK MCI ONE  
 DIRECTLINEMCI  
 MCID (MCI DIRECT)  
 VISION  
 MCID (MCI DIRECT)  
 MCID (MCI DIRECT)  
 MCID (MCI DIRECT)  
 MCID (MCI DIRECT)  
 800 SERVICE  
 800 SERVICE  
 VISION  
 VISION  
 MCID (MCI DIRECT)  
 NETWORK MCI ONE  
 NETWORK MCI ONE  
 NETWORK MCI ONE  
 NETWORK MCI ONE  
 NETWORK MCI ONE  
 MCID (MCI DIRECT)  
 MCID (MCI DIRECT)  
 VNET

NMCI 1 CARD  
 NMCI 1 800  
 NMCI 1  
 NMCI 1  
 NMCI 1 SHARED  
 DIRECTLINEMCI VISION  
 NMCI 1  
 VISION CARD  
 NMCI 1  
 NMCI 1 800  
 NMCI 1  
 NMCI 1 800  
 800 BL  
 800 BL  
 VISION SHARED  
 VOS  
 NMCI 1  
 NMCI 1 CARD  
 800 DAL  
 NMCI 1 SHARED  
 NMCI 1 DEDICATED  
 NMCI 1 CARD  
 NMCI 1  
 NMCI 1 800  
 VNET SHARED

800 SERVICE  
 MCID (MCI DIRECT)  
 800 SERVICE  
 MCID (MCI DIRECT)  
 MCID (MCI DIRECT)  
 MCID (MCI DIRECT)  
 NETWORK MCI ONE  
 VISION  
 VISION  
 VISION  
 VISION  
 MCID (MCI DIRECT)

800 BL  
 NMCI 1  
 800 BL  
 NMCI 1 800  
 NMCI 1  
 NMCI 1  
 NMCI 1 SHARED  
 VISION SHARED  
 VISION SHARED  
 VISION SHARED  
 VISION SHARED  
 NMCI 1 CARD

(18) S98

7/8/99

(18) M99

MCID (MCI DIRECT)  
NETWORK MCI ONE  
NETWORK MCI ONE  
NETWORK MCI ONE  
NETWORK MCI ONE  
NETWORK MCI ONE  
MCID (MCI DIRECT)  
VNET  
VNET

NMCI 1  
NMCI 1 CARD  
800 DAL  
NMCI 1 SHARED  
NMCI 1 DEDICATED  
NMCI 1 CARD  
NMCI 1  
VNET CARD  
VNET SHARED

800 SERVICE  
MCID (MCI DIRECT)  
800 SERVICE  
MCID (MCI DIRECT)  
MCID (MCI DIRECT)  
MCID (MCI DIRECT)  
MCID (MCI DIRECT)  
NETWORK MCI ONE  
VISION  
VISION  
VISION  
VISION  
MCID (MCI DIRECT)  
VISION  
MCID (MCI DIRECT)  
MCID (MCI DIRECT)  
MCID (MCI DIRECT)  
MCID (MCI DIRECT)  
MCID (MCI DIRECT)  
MCID (MCI DIRECT)  
MCID (MCI DIRECT)  
800 SERVICE  
800 SERVICE  
800 SERVICE  
800 SERVICE  
MCID (MCI DIRECT)  
MCID (MCI DIRECT)  
MCID (MCI DIRECT)

800 BL  
NMCI 1  
800 BL  
NMCI 1 800  
NMCI 1  
NMCI 1  
NMCI 1 CARD  
NMCI 1 SHARED  
VISION SHARED  
VISION SHARED  
VISION SHARED  
VISION SHARED  
VISION SHARED  
NMCI 1  
VISION SHARED  
NMCI 1 CARD  
NMCI 1  
NMCI 1  
NMCI 1 800  
NMCI 1  
NMCI 1  
NMCI 1  
800 CORP  
800 DAL  
800 BL  
800 2 WAY DAL (SEC)  
NMCI 1 CARD  
NMCI 1  
NMCI 1 CARD

CONFIDENTIAL

Sept 98

(19) 598

VNET  
VNET  
800 SERVICE  
NETWORK MCI ONE

VNET CARD  
VNET SHARED  
800 BL  
NMCI 1 SHARED

VNET  
VNET  
VNET  
VISION  
NETWORK MCI ONE  
VISION  
MCID (MCI DIRECT)  
MCID (MCI DIRECT)  
MCID (MCI DIRECT)  
MCID (MCI DIRECT)  
NETWORK MCI ONE  
NETWORK MCI ONE  
NETWORK MCI ONE  
NETWORK MCI ONE  
NETWORK MCI ONE  
NETWORK MCI ONE  
NETWORK MCI ONE  
VNET  
NETWORK MCI ONE  
VISION  
NETWORK MCI ONE  
NETWORK MCI ONE  
MCID (MCI DIRECT)  
800 SERVICE  
800 SERVICE  
800 SERVICE  
MCID (MCI DIRECT)  
MCID (MCI DIRECT)  
800 SERVICE  
800 SERVICE  
VISION  
NETWORK MCI ONE

VNET CARD  
VNET DEDICATED  
VNET SHARED  
INTERNATIONAL SWITCH 64 - SHRD  
VISION SHARED  
NMCI 1 CARD  
VISION SHARED  
NMCI 1 CARD  
NMCI 1 800  
NMCI 1  
NMCI 1 CELLULAR  
800 BL  
NMCI 1 DEDICATED  
NMCI 1 CELLULAR RESALE LD  
NMCI 1 CARD  
NMCI 1 CARD  
NMCI 1 SHARED  
VOS  
VNET SHARED  
NMCI 1 SHARED  
VISION SHARED  
800 BL  
NMCI 1 SHARED  
NMCI 1  
800 DAL  
800 BL  
800 2 WAY DAL (SEC)  
NMCI 1 800  
NMCI 1  
800 DAL  
800 BL  
VISION CARD  
NMCI 1 SHARED

COMPTON



Mes 79

800 SERVICE	800 DAL
ECR (ENHANCED CALL ROUTING)	800 DAL
DIRECTLINEMCI	DIRECTLINEMCI NETWORKMCI ONE
NETWORK MCI ONE	NMCI 1 SHARED
NETWORK MCI ONE	VOS
NETWORK MCI ONE	NMCI 1 CARD
800 SERVICE	800 BL
800 SERVICE	800 BL
NETWORK MCI ONE	NMCI 1 CARD
MCID (MCI DIRECT)	NMCI 1 800
MCID (MCI DIRECT)	NMCI 1
NETWORK MCI ONE	NMCI 1 CARD
NETWORK MCI ONE	NMCI 1 SHARED
NETWORK MCI ONE	800 DAL
VNET	VNET DEDICATED
VNET	VNET SHARED
800 SERVICE	800 CORP
800 SERVICE	800 BL
800 SERVICE	800 2 WAY DAL (SEC)
VISION	800 DAL
VISION	800 BL
VISION	VISION CARD
VISION	VISION SHARED
MCID (MCI DIRECT)	NMCI 1 800
MCID (MCI DIRECT)	NMCI 1
VNET	VNET CARD
VNET	VNET SHARED
800 SERVICE	800 BL
NETWORK MCI ONE	NMCI 1 CARD
NETWORK MCI ONE	NMCI 1 SHARED
<del>VNET</del>	VNET CARD
VNET	VNET DEDICATED
VNET	VNET SHARED
VNET	INTERNATIONAL SWITCH 64 - SHRD
NETWORK MCI ONE	NMCI 1 CARD
NETWORK MCI ONE	NMCI 1 CARD
NETWORK MCI ONE	NMCI 1 CARD

(19) m99

CONFIDENTIAL

Sept 98

MCID (MCI DIRECT)  
 NETWORK MCI ONE  
 NETWORK MCI ONE  
 MCID (MCI DIRECT)  
 800 SERVICE  
 MCID (MCI DIRECT)  
 MCID (MCI DIRECT)  
 NETWORK MCI ONE  
 NETWORK MCI ONE  
 VISION  
 VISION  
 MCID (MCI DIRECT)  
 MCID (MCI DIRECT)  
 MCID (MCI DIRECT)  
 MCID (MCI DIRECT)  
 MCID (MCI DIRECT)  
 MCID (MCI DIRECT)  
 MCID (MCI DIRECT)  
 800 SERVICE  
 800 SERVICE  
 800 SERVICE  
 MCID (MCI DIRECT)  
 NETWORK MCI ONE  
 NETWORK MCI ONE  
 NETWORK MCI ONE  
 MCID (MCI DIRECT)  
 MCID (MCI DIRECT)  
 MCID (MCI DIRECT)  
 MCID (MCI DIRECT)  
 MCID (MCI DIRECT)  
 MCID (MCI DIRECT)  
 NETWORK MCI ONE  
 MCID (MCI DIRECT)  
 MCID (MCI DIRECT)  
 ANSWERNET  
 VNET  
 MCID (MCI DIRECT)

NMCI 1  
 800 BL  
 NMCI 1 SHARED  
 NMCI 1  
 800 BL  
 NMCI 1 800  
 NMCI 1  
 NMCI 1 CARD  
 NMCI 1 SHARED  
 800 BL  
 VISION SHARED  
 NMCI 1 800  
 NMCI 1  
 NMCI 1  
 NMCI 1 800  
 NMCI 1  
 NMCI 1 800  
 NMCI 1  
 800 BL  
 800 BL  
 800 BL  
 NMCI 1 CARD  
 800 BL  
 NMCI 1 SHARED  
 NMCI 1 CARD  
 NMCI 1  
 NMCI 1 CARD  
 NMCI 1  
 NMCI 1  
 NMCI 1  
 NMCI 1  
 NMCI 1 CARD  
 NMCI 1 CARD  
 NMCI 1  
 NETWORK MCI ONE 800 OTHER  
 VNET CARD  
 NMCI 1

(26) 598

MA 99

MCID (MCI DIRECT)	NMCI 1
MCID (MCI DIRECT)	NMCI 1
VISION	VISION CARD
MCID (MCI DIRECT)	NMCI 1 800
MCID (MCI DIRECT)	NMCI 1
800 SERVICE	800 BL
800 SERVICE	800 BL
800 SERVICE	800 BL
NETWORK MCI ONE	800 BL
NETWORK MCI ONE	NMCI 1 SHARED
NETWORK MCI ONE	NMCI 1 CARD
MCID (MCI DIRECT)	NMCI 1
MCID (MCI DIRECT)	NMCI 1 800
MCID (MCI DIRECT)	NMCI 1
VISION	VISION CARD
MCID (MCI DIRECT)	NMCI 1 800
MCID (MCI DIRECT)	NMCI 1
MCID (MCI DIRECT)	NMCI 1
VISION	800 BL
VISION	VISION SHARED
NETWORK MCI ONE	NMCI 1 CARD
ECR (ENHANCED CALL ROUTING)	NMCI 1 800 DAL
VNET	VNET CARD
MCID (MCI DIRECT)	NMCI 1
MCID (MCI DIRECT)	NMCI 1 CARD
ECR (ENHANCED CALL ROUTING)	800 DAL
MCID (MCI DIRECT)	NMCI 1 800
MCID (MCI DIRECT)	NMCI 1
NETWORK MCI ONE	NMCI 1 CARD
NETWORK MCI ONE	800 BL
NETWORK MCI ONE	NMCI 1 SHARED
NETWORK MCI ONE	NMCI 1 CELLULAR
MCID (MCI DIRECT)	NMCI 1
MCID (MCI DIRECT)	NMCI 1 800
MCID (MCI DIRECT)	NMCI 1 800
MCID (MCI DIRECT)	NMCI 1 800
MCID (MCI DIRECT)	NMCI 1

20) ~~MA~~ MA 99

CONFIDENTIAL

Sept 98

MCID (MCI DIRECT)  
 800 SERVICE  
 MCID (MCI DIRECT)  
 MCID (MCI DIRECT)  
 MCID (MCI DIRECT)  
 MCID (MCI DIRECT)  
 MCID (MCI DIRECT)  
 MCID (MCI DIRECT)  
 NETWORK MCI ONE  
 NETWORK MCI ONE  
 NETWORK MCI ONE  
 MCID (MCI DIRECT)  
 NETWORK MCI ONE  
 NETWORK MCI ONE  
 MCID (MCI DIRECT)  
 MCID (MCI DIRECT)  
 MCID (MCI DIRECT)  
 MCID (MCI DIRECT)  
 MCID (MCI DIRECT)  
 NETWORK MCI ONE  
 MCID (MCI DIRECT)  
 MCID (MCI DIRECT)  
 MCID (MCI DIRECT)  
 800 SERVICE  
 NETWORK MCI ONE  
 MCID (MCI DIRECT)  
 NETWORK MCI ONE  
 VNET  
 VNET

NMCI 1  
 800 BL  
 NMCI 1 800  
 NMCI 1  
 NMCI 1  
 NMCI 1  
 NMCI 1  
 NMCI 1 800  
 800 DAL  
 800 BL  
 NMCI 1 DEDICATED  
 NMCI 1  
 NMCI 1 CARD  
 NMCI 1 DEDICATED  
 NMCI 1  
 NMCI 1  
 NMCI 1 800  
 NMCI 1  
 NMCI 1 SHARED  
 NMCI 1  
 NMCI 1  
 NMCI 1  
 800 BL  
 NMCI 1 SHARED  
 NMCI 1  
 NMCI 1 SHARED  
 VNET CARD  
 VNET SHARED

800 SERVICE  
 800 SERVICE  
 MCID (MCI DIRECT)  
 MCID (MCI DIRECT)  
 800 SERVICE  
 MCID (MCI DIRECT)  
 MCID (MCI DIRECT)  
 MCID (MCI DIRECT)  
 MCID (MCI DIRECT)

800 CORP  
 800 2 WAY DAL (SEC)  
 NMCI 1 800  
 NMCI 1  
 800 BL  
 NMCI 1  
 NMCI 1  
 NMCI 1  
 NMCI 1  
 NMCI 1

2) 588

479

CONFIDENTIAL

mg99

(22)mg99

NETWORK MCI ONE  
 MCID (MCI DIRECT)  
 NETWORK MCI ONE  
 VNET  
 VNET  
 VNET  
 VNET  
 800 SERVICE  
 800 SERVICE  
 MCID (MCI DIRECT)  
 800 SERVICE  
 MCID (MCI DIRECT)  
 MCID (MCI DIRECT)  
 VNET  
 VNET  
 VNET  
 NETWORK MCI ONE  
 NETWORK MCI ONE  
 NETWORK MCI ONE  
 MCID (MCI DIRECT)  
 NETWORK MCI ONE  
 NETWORK MCI ONE  
 NETWORK MCI ONE  
 NETWORK MCI ONE  
 NETWORK MCI ONE  
 NETWORK MCI ONE  
 VISION  
 VISION  
 VISION  
 VISION  
 MCID (MCI DIRECT)  
 MCID (MCI DIRECT)  
 NETWORK MCI ONE  
 NETWORK MCI ONE  
 NETWORK MCI ONE  
 NETWORK MCI ONE  
 NETWORK MCI ONE

NMCI 1 SHARED  
 NMCI 1  
 NMCI 1 SHARED  
 VNET CARD  
 VNET CARD  
 VNET SHARED  
 VNET CELLULAR RESALE LD  
 800 CORP  
 800 2 WAY DAL (SEC)  
 NMCI 1  
 800 BL  
 NMCI 1 800  
 NMCI 1  
 VNET CARD  
 VNET SHARED  
 VNET CELLULAR  
 NMCI 1 CARD  
 NMCI 1 SHARED  
 NMCI 1 SHARED  
 NMCI 1 800  
 800 DAL  
 800 BL  
 NMCI 1 SHARED  
 NMCI 1 DEDICATED  
 NMCI 1 CELLULAR  
 800 BL  
 VISION CARD  
 VISION SHARED  
 VISION DEDICATED  
 ISDN  
 NMCI 1 800  
 NMCI 1  
 NMCI 1 CARD  
 NMCI 1 CARD  
 800 DAL  
 NMCI 1 SHARED  
 NMCI 1 DEDICATED





Sept 98

ECR (ENHANCED CALL ROUTING)	800 DAL
800 SERVICE	800 BL
VNET	VNET SHARED
800 SERVICE	800 BL
ECR (ENHANCED CALL ROUTING)	800 DAL
800 SERVICE	800 BL
VNET	VNET CARD
VNET	VNET SHARED
800 SERVICE	800 BL
VNET	VNET CARD
VNET	VNET CARD
VNET	VNET SHARED
VNET	VNET CELLULAR
VNET	VNET CARD
VNET	VNET CARD
VNET	VNET SHARED
800 SERVICE	800 BL
VNET	VNET CARD
VNET	VNET SHARED
VNET	VNET SHARED
VNET	VNET CARD
VNET	VNET SHARED
800 SERVICE	800 BL
VISION	VISION CARD
VNET	VNET CARD
VNET	VNET SHARED
NETWORK MCI ONE	NMCI 1 CARD
NETWORK MCI ONE	NMCI 1 CARD
VISION	VISION CARD
800 SERVICE	800 BL
800 SERVICE	800 BL
VISION	VISION CARD
VISION	VISION SHARED
VISION	VISION CARD
VNET	VNET CARD
VNET	VNET CARD
VNET	VNET SHARED

23 S98

CONFIDENTIAL

45



m40 99

VNET	VNET SHARED
800 SERVICE	800 BL
VNET	VNET SHARED
800 SERVICE	800 DAL
800 SERVICE	800 BL
ECR (ENHANCED CALL ROUTING)	800 DAL
800 SERVICE	800 BL
VNET	VNET CARD
VNET	VNET CARD
VNET	VNET SHARED
800 SERVICE	800 BL
VNET	VNET CARD
VNET	VNET CARD
VNET	VNET SHARED
ECR (ENHANCED CALL ROUTING)	800 DAL
VNET	VNET CARD
VNET	VNET SHARED
VNET	VNET CARD
VNET	VNET CARD
VNET	VNET SHARED
ECR (ENHANCED CALL ROUTING)	800 DAL
VNET	VNET CARD
VNET	VNET SHARED
VNET	VNET CARD
NETWORK MCI ONE	NMCI 1 CARD
VNET	VNET CARD
VNET	VNET SHARED
800 SERVICE	800 BL
NETWORK MCI ONE	NMCI 1 CARD
VISION	VISION CARD
VISION	VISION SHARED
VNET	VNET CARD
VNET	VNET SHARED
NETWORK MCI ONE	NMCI 1 CARD
NETWORK MCI ONE	NMCI 1 CARD
800 SERVICE	800 BL
800 SERVICE	800 BL
VISION	VISION CARD
VISION	VISION CARD

(23) 898 m99

CONFIDENTIAL



1-6-80 99

VISION  
VISION  
VISION  
VISION  
800 SERVICE  
800 SERVICE  
NETWORK MCI ONE  
NETWORK MCI ONE  
NETWORK MCI ONE  
VISION  
NETWORK MCI ONE  
NETWORK MCI ONE  
VNET  
VNET  
NETWORK MCI ONE  
NETWORK MCI ONE  
VISION  
NETWORK MCI ONE  
NETWORK MCI ONE  
800 SERVICE  
800 SERVICE  
800 SERVICE  
800 SERVICE  
ECR (ENHANCED CALL ROUTING)  
NETWORK MCI ONE  
NETWORK MCI ONE  
NETWORK MCI ONE  
NETWORK MCI ONE  
NETWORK MCI ONE  
VISION  
ECR (ENHANCED CALL ROUTING)  
VISION  
VISION  
VISION  
VISION  
VNET

VISION SHARED  
800 DAL  
800 BL  
VISION SHARED  
VISION DEDICATED  
800 BL  
800 BL  
NMCI 1 CARD  
800 BL  
NMCI 1 SHARED  
VISION SHARED  
NMCI 1 CARD  
NMCI 1 SHARED  
VNET CARD  
VNET SHARED  
800 BL  
NMCI 1 SHARED  
VISION SHARED  
NMCI 1 SHARED  
NMCI 1 CARD  
800 CORP  
800 DAL  
800 BL  
800 2 WAY DAL (SEC)  
800 DAL  
NMCI 1 CARD  
NMCI 1 SHARED  
NMCI 1 CARD  
800 BL  
NMCI 1 SHARED  
VISION CARD  
VISION 800 CBL  
VISION CARD  
800 BL  
VISION SHARED  
VISION CARD  
VNET CARD

COMPUTER

(24) 548 1199

Sept 98

25 S98

VNET  
 VNET  
 VNET  
 VNET  
 VNET  
 VNET  
 VNET  
 VNET  
 800 SERVICE  
 VISION  
 VNET  
 VNET  
 VISION  
 VNET  
 VNET  
 VNET  
 VNET  
 VNET  
 VNET  
 VISION  
 NETWORK MCI ONE  
 VISION  
 VISION  
 VISION  
 VISION  
 VISION  
 VISION  
 NETWORK MCI ONE  
 NETWORK MCI ONE  
 NETWORK MCI ONE  
 VISION  
 VISION  
 NETWORK MCI ONE  
 NETWORK MCI ONE  
 NETWORK MCI ONE  
 NETWORK MCI ONE  
 NETWORK MCI ONE

VNET SHARED FAX  
 VOS - VNET OPERATOR SERVICES  
 VNET CARD  
 VNET CARD  
 VNET DEDICATED  
 VNET SHARED  
 VOS - VNET OPERATOR SERVICES  
 VNET CELLULAR  
 800 BL  
 VISION CARD  
 VNET CARD  
 VNET SHARED  
 VISION CARD  
 VNET CARD  
 VNET DEDICATED  
 VNET SHARED  
 VNET SHARED  
 INT'L VIRTUAL REMOTE ACCESS  
 VNET CELLULAR  
 VISION SHARED  
 NMCI 1 CARD  
 800 BL  
 VISION SHARED  
 VISION CARD  
 800 BL  
 VISION SHARED  
 VISION CELLULAR  
 800 BL  
 NMCI 1 SHARED  
 NMCI 1 CELLULAR RESALE LD  
 VISION CARD  
 VISION SHARED  
 NMCI 1 CARD  
 NMCI 1 CARD  
 800 DAL  
 800 BL  
 NMCI 1 SHARED

49

May 99

(25) ~~578~~ m99

VNET	VNET DEDICATED
VNET	VNET SHARED
VNET	VNET CELLULAR
800 SERVICE	800 BL
NETWORK MCI ONE	NMCI 1 CARD
VNET	VNET CARD
VNET	VNET SHARED
VNET	VNET CARD
VNET	VNET DEDICATED
VNET	VNET SHARED
VNET	VNET SHARED
VNET	INT'L VIRTUAL REMOTE ACCESS
VNET	VNET CELLULAR
VISION	VISION SHARED
NETWORK MCI ONE	NMCI 1 CARD
VISION	VISION CARD
VISION	800 BL
VISION	VISION SHARED
VISION	VISION CARD
VISION	VISION CARD
VISION	800 BL
VISION	VISION SHARED
VISION	VISION CELLULAR
NETWORK MCI ONE	NMCI 1 CARD
NETWORK MCI ONE	800 BL
NETWORK MCI ONE	NMCI 1 SHARED
NETWORK MCI ONE	NMCI 1 CELLULAR RESALE LD
VISION	VISION CARD
VISION	VISION SHARED
NETWORK MCI ONE	NMCI 1 CARD
NETWORK MCI ONE	800 DAL
NETWORK MCI ONE	800 BL
NETWORK MCI ONE	INTERNATIONAL SWITCH 64 - DED
NETWORK MCI ONE	NMCI 1 SHARED
NETWORK MCI ONE	NMCI 1 DEDICATED
VISION	VISION SHARED
VNET	VNET SHARED

(50)

COMPANY: MCI WORLDCOM  
TITLE: SAMPLE OF BUSINESS RATE ELEMENT  
VNET  
PERIOD: INVOICES DATED OCTOBER AND DECEMBER 98  
DATE: DECEMBER 9, 1999  
AUDITOR: RKY  
WP NO. 57-2/1

Staff requested invoices for the month of September 98 and the month of May 99.

The September 98 invoices were requested to test the rates to see if the July 1, 1998 Commission ordered reduction to customers was in effect. The September 98 invoices included August 98 calls. For the four invoices tested, it was determined that the FI intrastate, interlata and intralata calls did not match the tariff effective July 1, 1998.

The May 99 invoices were selected to determine if the Commission ordered reduction of October 1, 1998 was in effect. For the four invoices tested, it was determined that the FI intrastate, interlata and intralata calls did not match the tariff effective October 1, 1998.

57-2  
2  
The Company explained that "the July 1998 flow through reductions were accepted by the commission during the month of September, thus billing begins with September traffic showing up on the October invoices. The October 1998 reductions were accepted by the commission in November, thus billing begins with November traffic showing up on the December invoices".

Therefore, the company supplied us with October 98 and December 98 invoices.

#### CONCLUSION ON TARIFF CHANGES

The order stated that the first reduction should go into effect July 1, 1998. The company did not start billing their customers for the reduction until September. The ~~second~~ order also stated the second reduction should go into effect October 1, 1998. The company did not start billing their customers for the reduction until November.

46  
Staff also determined as stated in Disclosure No. 4 that his tariff was changed again effective January 28, 1999 increasing the rates to amounts equal to or higher than the amounts in effect prior to the July 1, 1998 flow through reduction. Therefore, the second reduction was only in effect for billing in the months of November, and December 98, and January 99.

It also should be noted that there were no retroactive credits to customers for the July and August 98 traffic and for the October and November 98 traffic.

The results of the sample show:

See 57-2  
1 page 4

The company is researching this & will get back. Not at the time of this writing

CONFIDENTIAL

57-2  
1/1

000251

COMPANY: MCI WORLDCOM  
 TITLE: SAMPLE OF BUSINESS RATE ELEMENT  
 VNET  
 PERIOD: INVOICES DATED OCTOBER AND DECEMBER 98  
 DATE: DECEMBER 9, 1999  
 AUDITOR: RKY  
 WP NO. 57-2/1

Results of the test of these invoices showed that :

SOURCES: Company supplied Invoices dated October 98 and December 98. Tariffs dated July 1, 1998 (46-2/1pg3) and (45-1/5) and October 1, 1998 (46-2/1pg5) and 45-2/5).

Staff determined from the bills whether the calls were interlata or intralata, day or night and then calculated the minutes times the tariffs that were supposed to be effective at that time. Any discrepancies are noted in the footnotes.

As some of the business bills were 1000 pages or more, staff asked the company to select those pages with FI Intrastate Calls at random. We did not receive the full bills. We selected calls on these pages at random to recalculate. We tried to select both intralata and interlata and day and night where available.


KEY = OK = Tariffs billed correctly

No FI to FI calls = no FI intrastate calls were made by the customer that month.

⊗ = Not a regular VNET Account - Special Contract - See Sample Conclusion 57-2/1pt

SAMPLE NO.	ACCOUNT NO.	OCT 98 INVOICE	NOV 98 INVOICE	
1		NOTE A	NOTE A	
2		OK	OK	
⊗ 3		NOTE B	NOTE B	
4		NOTE A	NOTE A	
⊗ 5		NOTE C	NOTE C	
6		No FI Intrastate	NOTE D + B	
7		OK	OK	
8		OK	OK	
9		NOTE E	NOTE E	
⊗ 10		NOTE B	NOTE B	Resolved See 57-2/3 on 12/20 Jan 12/23 answer
⊗ 11		OK	OK	
⊗ 12		NOTE F	NOTE F, (resolved)	On 12/20 Jan 12/23 answer
⊗ 13		missing	missing	
⊗ 14		OK	NOTE G	Part resolved w 57-2/3 + part 2/4
15		OK	OK	
16		NOTE C	NOTE C	Resolved on 57-2/3pg 2
17		OK	OK	
18		OK	OK	
19		OK	OK	
20		OK	OK	
21		OK	OK	
⊗ 22		OK	OK	
⊗ 23		MISSING	NOTE B	On 12/20 Jan 12/23 answer
24		NOTE A	NOTE A	

25 on next page  
**CONFIDENTIAL**  
 received 4/20  
 not collector calls  
 000252 57-2/102



COMPANY: MCI WORLDCOM  
TITLE: SAMPLE OF BUSINESS RATE ELEMENT  
VNET  
PERIOD: INVOICES DATED OCTOBER AND DECEMBER 98  
DATE: DECEMBER 9, 1999  
AUDITOR: RKY  
WP NO. 57-2/1

25 "

OK

" OK

FOOTNOTES

NOTE A - The company did not provide any invoices for these accounts because they said [REDACTED]

NOTE B - This bill is a calling card bill. The minutes times the tariff do not result in the same amounts on the bill.

NOTE C - The tariff on this invoice appears to be VNET SW-DED. How do we tell from the bill that this is what is supposed to be billed. OK if SW=Ded tariff.

NOTE D - This invoice contains both switched and calling card. The calling card minutes times the tariff does not agree.

NOTE E - This is a calling card bill. The day calls calculate correctly. However, \$.40 is added to the night calls and this is not on the tariff. *resolved see 57-2*  
*3*

NOTE F - Does not agree with any Vnet tariff. What tariff is this?

NOTE G - part of this bill is for a calling card. What tariff was used? Is it VNET? It also appears that .40 cents has also been added to the night calls when this is not on the tariff.

*F. The invoice indicated that the 12/98 bill is for cellular*

**CONFIDENTIAL**

000253

*57-2*  
*183*







**MCI WORLD COM**

Law & Public Policy  
Six Concourse Parkway  
Suite 3200  
Atlanta, GA 30328

*fbc*

December 1, 1999

Kathy Welch  
Miami District Office  
Florida Public Service Commission  
3625 NW 82 Avenue, Suite 400  
Miami, FL 33166-7602

RE: Request 12 for MCI

Dear Ms. Welch:



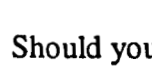
The following is in response to Ruth Young's Request 12 for MCI dated 11/11/99. The enclosed invoices are provided as evidence that the rate reductions were implemented in billing. These invoices are for the months of October and December 1998. The July 1998 flow through reductions were accepted by the commission during the month of September, thus billing begins with September traffic showing up on the October invoices. The October 1998 reductions were accepted by the commission in November, thus billing begins with November traffic showing up on the December invoices.

*My bill  
to the  
commission  
is  
12/1/99*

*12/1/99*

Invoices are included for all accounts selected except the three listed below. The invoices for these accounts do not show any Florida intrastate traffic for the months of October through January.

Customer Numbers:

 #24  
 #1  
 #4

Should you require additional information in regards to this filing, please do not hesitate to contact me at 800-759-3813.

Sincerely,


*Julie L. Davis*

Julie L. Davis  
Regulatory Manager

**CONFIDENTIAL**

*8162*

000255





**AUDIT DISCLOSURE 2**

**SUBJECT: EFFECTIVE DATE OF BILLING FOR REDUCED TARIFFS FOR "VNET BUSINESS SERVICE"**

**STATEMENT OF FACTS:** In PSC Order No 98-0895-FOF-TP, issued June 8, 1998, the Commission stated that the Interexchange Carrier tariffs and supporting documentation for the July 1, 1998 reduction should be filed no later than June 30, 1998, with a July 1, 1998 effective date. Also, the tariffs and supporting documentation for the October, 1998 reduction should be filed no later than September 30, 1998 to be effective October 1, 1998.

In order to determine if the Interexchange Carrier reduced the rates to its customers for the July and October 1998 reductions from the Local Exchange Companies, staff requested a sample of invoices for the months of September 1998 and May 1999. September 1998 was selected to determine if the July 1, 1998 reductions were in place to the customers, and May 1999 was selected to determine if the October 1, 1998 reduction were in place to the customers. The rate element selected for testing was the "Vnet Business Service." Testing of four of these sample items for each month showed the rates billed the customers did not agree with the tariff.



$\frac{57-2}{2}$  The company explained that "the July 1998 flow through reductions were accepted by the commission during the month of September, thus billing begins with September traffic showing up on the October invoices. The October 1998 reduction were accepted by the commission in November, thus billing begins with November traffic showing up on the December invoices." Therefore, we asked the company to supply us with the October 1998 and December 1998 invoices. The results of the test of these invoices is addressed in Audit Disclosure 5.

$\frac{10-12}{2}$  Also, at the same time we requested these October 1998 and December 1998 invoices, we asked the company to provide us with the invoices that show the credits the customer received for the months the reduction did not go into effect. The company said they were researching this. To date, we have not received data showing credits.

$\frac{57-2}{2}$  **OPINION:** The PSC order stated that the first reduction should go into effect July 1, 1998, and the second on October 1, 1998. The Interexchange Carrier did not reduce billing rates to its customers for the first reduction until September, and did not start billing their customers for the second reduction until November. Therefore, the July 1, 1998 reduction did not flow through to the customer for the months of July and August, and the October 1, 1998 reduction did not flow through for the month of October.

$\frac{10-12}{2}$  Since we have not received documentation for the credits for the above months, we cannot tell if the customers were given the reductions effective from the dates of the Commission order for this rate element. The other rate element sampled was the residential Execunet Service. It appears that the reductions were in effect at the effective dates.

**CONFIDENTIAL**





RAC

Letter to Ms. Young  
December 17, 1999  
Page 2

that this ANI is cellular. Cellular service is not regulated and cellular rates are not required to be tariffed.

Note D and E - Account [REDACTED]

The calls in question are a 21 minute call which originated at 6:58 p.m. on March 12, 1998 and billed \$3.54 and a 12 minute call which originated at 6:55 pm on April 26, 1999 and billed \$2.16. These calls are designated as "Day" [i.e., Peak] calls on the invoice. This designation is determined from the origination time of the call. However, the day period ends at 7:00 pm. In cases such as this when a call crosses time of day boundaries, the call is rated by designating the appropriate per minute rate to those minutes falling into the peak and off-peak categories respectively. To illustrate I have outlined the calculations for the two calls in question below.

March 12, 1998 call

6:58 - 6:59 = 2 minutes x \$.25 = \$.50  
7:00 - 7:18 = 19 minutes x \$.16 = \$3.04  
Total call = 21 minutes = \$3.54

April 26, 1999 call

6:55 - 6:59 = 5 minutes x \$.25 = \$1.25  
7:00 - 7:06 = 7 minutes x \$.13 = \$0.91  
Total call = 12 minutes = \$2.16

In addition, Exhibit D indicates that these calls were properly charged the interLATA usage rates.

2. Answer to Request No. 14

VNET SAMPLE  
57-2  
1/2

1. Account No. [REDACTED]

Not B  
m 57-2  
1/3

I have relayed this information to our billing audit group and should have a response by December 23, 1999.

#3

○ = Response on WP 57-2/4

57-2

000259

**CONFIDENTIAL**

Sample # 5

2.

Account [redacted]

57.2  
1 Sample # 5

These calls are Dedicated Access origination and Switched Access termination. See Exhibit E for explanation. *resolved.*

#6

3.

Account [redacted]

*The invoice shows the origination as dedicated access - termination as switched. Stuff did not know how to read this part. OK*

I have relayed this information to our billing audit group and should have a response by December 23, 1999. *Notes D+B m 57.2 / p3*

4.

Account [redacted]

Sample # 9  
46.2  
1 p1

The \$.40 charge is a surcharge that applies to all Vnet card calls. This is tariffed in section 4.1.9.2.1 of the Florida tariff. This section is a subset of section 4.1.9.2 Rates and Charges and is not subject to time of day. *Stuff's reminder tariff agrees w/company statement Ry*

5.

Account [redacted]

#10

I have relayed this information to our billing audit group and should have a response by December 23, 1999. *note B m 57.2 / p3*

6.

Account [redacted]

#12

10/98 - I have relayed this information to our billing audit group and should have a response by December 23, 1999. *Note F m 57.2 / p3*

12/98 - See Exhibit F. These calls are identified as cellular calls on the invoice. Cellular service is not a regulated service and therefore per minute rates are not required to be tariffed.

✓ 7.

Account [redacted]

#16

Same as No. 2 above. *OK*

8.

Account [redacted]

#14

The Dial One access portion of these bills is accurate. The \$.40 is applicable as described in No. 4 above. For the calculation of the *OK*

Letter to Ms. Young  
December 17, 1999

card charges, I have relayed this information to our billing audit group and should have a response by December 23, 1999.

#

23 9.

Account [REDACTED]

OK

10/98 - invoice included as Exhibit G

Note G on 57-2  
183

○

12/98 - I have relayed this information to our billing audit group and should have a response by December 23, 1999.

10.

Account [REDACTED]

Note B on 57-2  
183

These invoices were not included in the original package as they have no Florida usage for the months of October and December.

WorldCom Technologies

1. Request No. 11

The World One invoices are being shipped via overnight mail from Chris Pace in Clinton, MS. You should receive these on 12/20/99.

2. Requests 10 and 12

This information will be provided the week of 12/20/99. I would like to arrange a conference call with our internal subject matter experts to go over this information and answer any questions you may have. Please contact me with your schedule.

3. Classic

See Exhibit H

The information in Exhibits E through H contains some confidential information as defined in 364.183, 366.093, or 367.156 F.S. MCI WorldCom appreciates your handling this matter as confidential.

Please feel free to contact me with any questions or concerns regarding this information.

Sincerely,

*Julie L. Davis*  
Julie L. Davis  
Regulatory Manager

000261

**CONFIDENTIAL**





**MCI WORLD COM**

December 21, 1999

Law & Public Policy  
Six Concourse Parkway  
Suite 3200  
Atlanta, GA 30328

*pbc*

Ruth Young  
Miami District Office  
Florida Public Service Commission  
3625 NW 82 Avenue, Suite 400  
Miami, FL 33166-7602

*sample*

RE: Follow up responses for MCI Vnet request No. 14

Dear Ms. Young:

The following are the outstanding items for Request No. 14 regarding Vnet Service.

*57-2  
1p2+4*

- 1. Account No. [REDACTED]
- 3. Account No. [REDACTED]
- 5. Account No. [REDACTED]
- 6. Account No. [REDACTED]
- 8. Account No. [REDACTED]
- 9. Account No. [REDACTED]

*SCA Special K. Agreement  
all special contracts  
can result in  
non distinct structure  
flat rate pursuant to K*

All of the above accounts are large volume customers and as a result may contain embedded discounts in their rate structure. This can make it difficult to match the invoice with the tariff rate. However, I was able to obtain actual screen prints of our billing system for Vnet service. Copies of these are attached, and I have also included a copy via disk as the detail is very fine and may be difficult to read. These print screens are the actual rate tables from billing and show the effective date of each rate, the rate itself, and the end date [i.e., next tariff revision date]. This information verifies that the correct rates were implemented for Vnet service following both access reductions.

These print screens are considered confidential and MCI WorldCom appreciates treatment as such.

Should you require additional information, please feel free to contact me at 800-759-3813.

Sincerely,

*Julie L. Davis*

Julie L. Davis  
Regulatory Manager

*also could be special  
discount that come off  
rate prior to billing.*

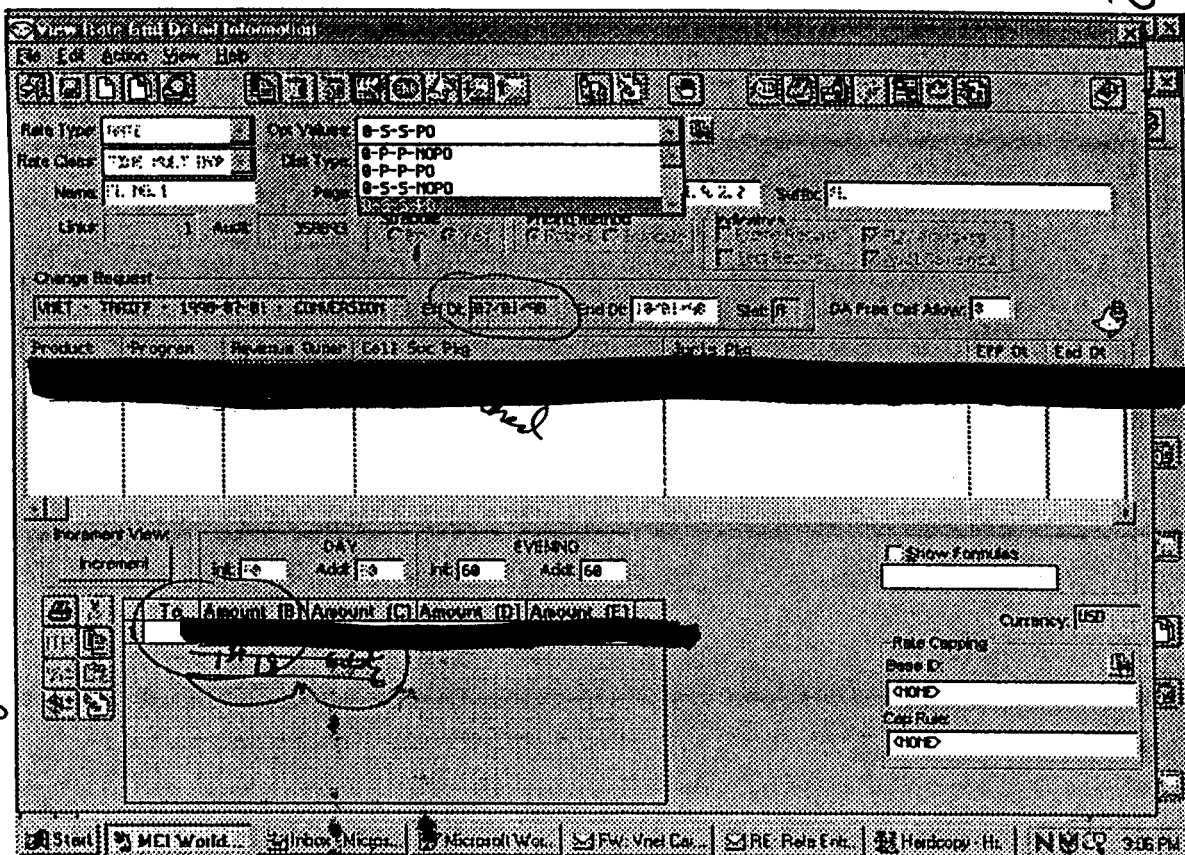
*do not have anything that  
will match to kernel numbers  
because these are different*

*57-2  
4/81*

CONFIDENTIAL 000263

~~Output sheet 1 should July not Oct~~

screen 13



not part of work see SA-10

needs part of output of card



above  
 other  
 Co Doc'm  $\frac{45-1}{5}$

above  
 other Co  
 Doc'm  $\frac{45-2}{5}$

(B) + (C)  
 Peak rates  
 (B) = day 1 1<sup>st</sup> Sec.  
 (C) - add. 6

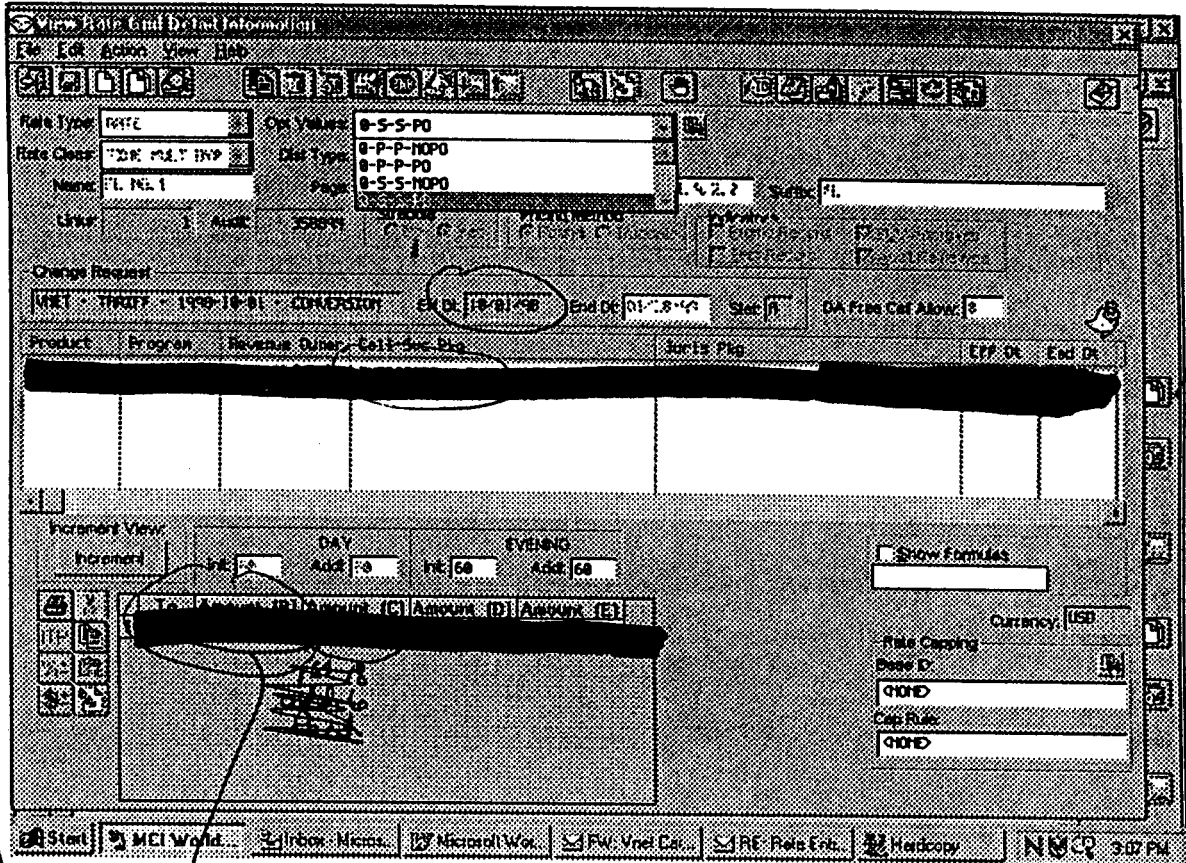
(D) + (E)  
 Evening  
 (D) 1<sup>st</sup> 1<sup>st</sup> Sec  
 (E) add. 6

As opposed to what is on doc'm this display that interdata card were billed in 60 second increments at [redacted] for peak [redacted] for off peak.

CONFIDENTIAL

000264

Screen 14



Amel

According to tariff

45-2

Interkuta

Card



abm

oth Co De'm

$$\frac{45-2}{2}$$



above

oth Co De'm

$$\frac{45-2}{2}$$

Not part of tariff  
changed see 57-6

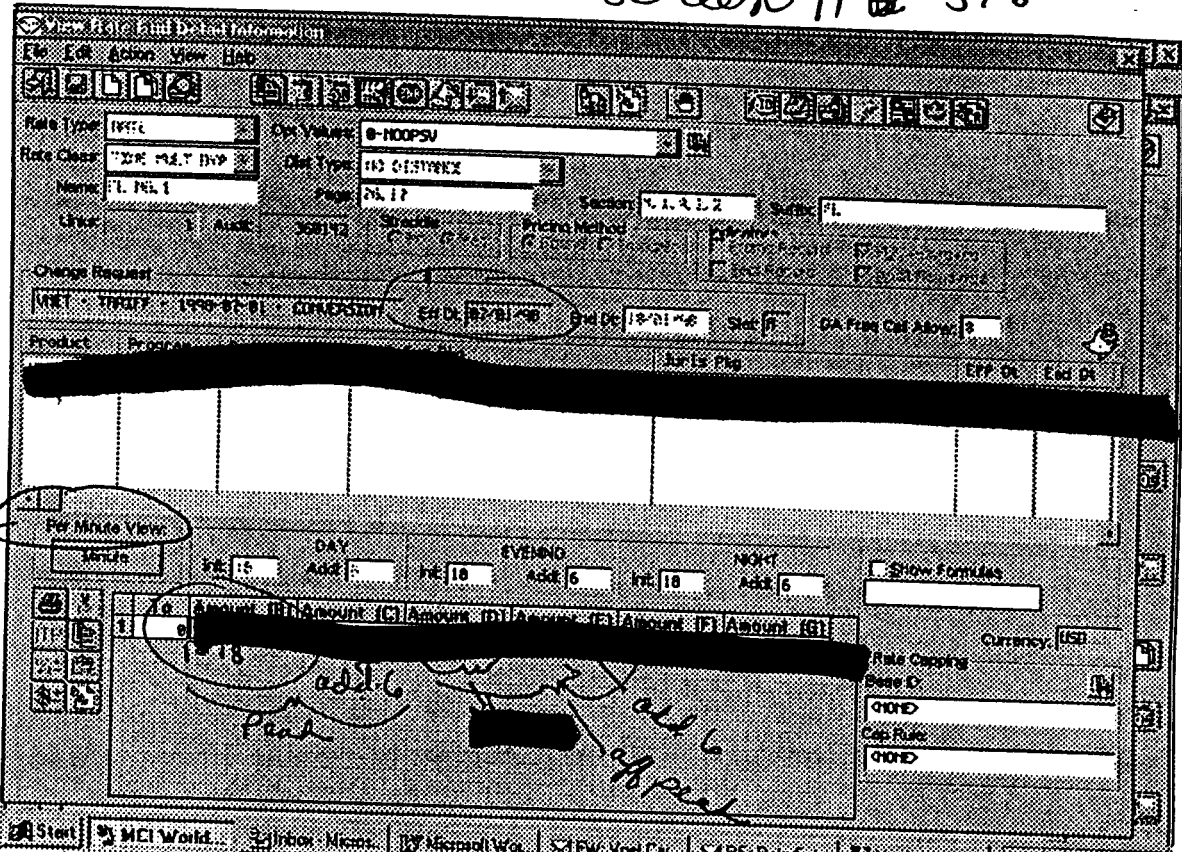
CONFIDENTIAL

57-2  
4p3

000265

Screen 11 <sup>M</sup> 576

57-2  
4-1



This is the minute view billing screen - The increment screen is on 57-2 4-1

1  
Billing system for Inteltek Intrastate  
peak + off peak for July 1, 1998  
agreed with the marketing system  
w/  $\frac{45-1}{5}$  for tariff +  $\frac{45-1}{5-1}$  for low base  
#1's above on the billing system translate  
into the tariff  
The further <sup>reference</sup> the company appeared to be  
following the tariff.

CONFIDENTIAL

57-2  
484

000266

Screen 12 m 57-6

The screenshot shows a 'View Rate Grid Detail Information' window. At the top, there are fields for 'Rate Type' (101FE), 'On Values' (0-NOOPSU), 'Rate Class' ('20% PUL' INP), and 'Dist Type' (NO CESTANCE). Below these are fields for 'Name' (FL NO. 1), 'Plan' (DL 17), and 'Sector' (4.1.3.2.2). A 'Change Request' section shows 'UNIT - TRAFF' with dates from 1990-10-01 to 1990-10-01. A table below lists 'Product', 'Program', 'Revenue', 'Owner', 'Call', 'Svc', 'Plg', 'Juris', 'Plg', 'ETP', 'Dt', and 'End Dt'. A large black redaction covers the table's content. Handwritten text above the redaction reads: 'This is the Minute Max see 57-2 / 4-2 for percent view - some results'. Below the redaction, a table header is visible with columns: 'To', 'Amount', 'ID', 'Amount', 'ID', 'Amount', 'ID', 'Amount', 'ID', 'Amount', 'ID', 'Amount', 'ID'. Handwritten notes 'Peak' and 'No peak' are written under the first two columns. The interface includes a 'For Minute View' section with 'DAY' and 'EVENING' tabs, and a 'Show Formulas' checkbox. The bottom status bar shows 'MCI World', 'Fiber-Norm', 'TV Micro W', 'TV Vial Co', 'BB: Rate Ent', 'Hardway', and the time '10:03 3:00 PM'.

57-2 / 4-2

This is the Minute Max see 57-2 / 4-2 for percent view - some results

To	Amount	ID	Amount	ID	Amount	ID	Amount	ID	Amount	ID	Amount	ID
10/18	Peak			10/18	No peak							

Billing system for Interstate Interstate  
 Peak + off peak for Oct 1, 1998  
 agrees w/ the marketing documentation  $\frac{45-2}{5}$   
 See  $\frac{45-2}{5}$  for tariff +  $\frac{45-2}{5-1}$  for low these  
 #1s above on the billing system translate  
 into the tariff  
 For this rate element, the company agreed  
 to be following the tariff.

CONFIDENTIAL

57-2 / 4-2

000267









COMPANY: MCI WORLDCOM  
 TITLE: RECALCULATION OF BLENDED RATES FOR VNET TARIFF  
 PERIOD: JULY 1, 1998 and OCTOBER 1, 1998  
 DATE: JANUARY 7, 2000  
 AUDITOR: RKY

WP NO. 45-1-5-1

VNET SW-SW INCLUDING CARD

Effective JULY 1, 1998 Calculation using billing system wP no. 57-2/4 -3	Effective JULY 1, 1998 Calculation using billing system wP no. 57-2/4 -3	Effective OCTOBER 1, 1998 Calculation using billing system wP no. 57-2/4 -4	Effective OCTOBER 1, 1998 Calculation using billing system wP no. 57-2/4 -4
INTRALATA PEAK	INTRALATA OFF PEAK	INTRALATA PEAK	INTRALATA OFF PEAK

[REDACTED]	[REDACTED]	[REDACTED]	[REDACTED]
[REDACTED]	[REDACTED]	[REDACTED]	[REDACTED]
[REDACTED]	[REDACTED]	[REDACTED]	[REDACTED]

45-2  
5

The difference is because of rounding.  
 It appears from the billing system that the company  
 used the tariffs filed with the commission to bill their  
 customers.

[REDACTED]

An example of how the different methods of calculating this bring about the same results that are  
 billed to the customer. is included on WP No 57-2/6 page two.

**CONFIDENTIAL**

As 1/11/2000 per 1/11/00

000269

5-2  
1/11/00









**MCI WORLD COM**

December 29, 1999

Law & Public Policy  
Six Concourse Parkway  
Suite 3200  
Atlanta, GA 30328

*RBC*

Ruth Young  
Miami District Office  
Florida Public Service Commission  
3625 NW 82 Avenue, Suite 400  
Miami, FL 33166-7602

RE: Vnet Response

Dear Ms. Young:

Per our phone conversation following please find two tariff sheets referencing Special Customer Arrangements and Special Service Arrangements. You will note that Sheet 28.1.0.2 indicates that the rates and terms and conditions for these special contracts will be tariffed. However, several years ago the commission revised this requirement allowing interexchange carriers to offer contract services without having to disclose the usage rates in the tariff. I have included a copy of the FL rules referencing this matter [Rule 25-24.485(1)(a)].

Should you require additional information, please feel free to contact me at 800-759-3813.

Sincerely,

*Julie L. Davis*  
Julie L. Davis

**CONFIDENTIAL**

*57-2*  
*5*

000071

MCI TELECOMMUNICATIONS CORPORATION

F.P.S.C. TARIFF NO. 2  
1ST REVISED SHEET 18  
CANCELS ORIGINAL SHEET 18

SECTION 2 - RULES AND REGULATIONS

2.16 SPECIAL CUSTOMER ARRANGEMENTS

2.16.1 In cases where a customer requests special arrangements which may include engineering, installation, construction, facilities, assembly, purchase or lease of facilities, and/or other special services not offered under this tariff, MCI, at its option, will provide the requested services. Appropriate recurring and/or non-recurring charges will be developed accordingly.

---

ISSUED: January 30, 1990

EFFECTIVE: MAR 01 1990

by:

Liz Whitley  
Manager, Rates and Tariffs  
400 Perimeter Center  
Atlanta, Georgia 30346

000275

**CONFIDENTIAL**



MCI TELECOMMUNICATIONS CORPORATION

F.P.S.C. TARIFF NO. 2  
1ST REVISED SHEET 28.1.0.2  
CANCELS ORIGINAL SHEET 28.1.0.2

SECTION 4 - RATES

4.5 SPECIAL SERVICE ARRANGEMENTS

Upon appropriate circumstances, the Company may enter into Special Service Arrangements furnished in lieu of existing tariff offerings. All rates and charges for specific service(s) provided will be negotiated on an individual case basis. In such circumstances, the rates, terms and conditions applicable to such special contractual offerings will be specified below, with cross-reference to the particular contract involved.

4.5.1 University of Florida

- A. This tariff offering is a Special Service Arrangement (SSA) for Vnet Service and University Calling Card Service being provided to the University of Florida in response to the Request for Proposal No. 93P93.
- B. The Vnet Service being provided under this special Service Arrangement is described in Section 3.5.9 of this tariff.
- C. The University Calling Card Service is a customized Calling Card Service which is offered to the University of Florida pursuant to the terms and conditions contained in the MCI Response. The service is a one-way, dial-in-dial-out multipoint service. Subscribers can originate calls from any tone-dial phone via an "800" number.

Regulations

The General Conditions, Specifications and Special Requirements of the Request for Proposal No. 93P93 shall be considered as part of this Special Service Arrangement.

Rates and Charges

A. Vnet Service

<u>BUSINESS DAY</u>	<u>EVENING</u>	<u>NIGHT/WEEKEND</u>
\$ .1080	\$ .0756	\$ .0756

B. University Calling Card Service

<u>BUSINESS DAY</u>	<u>EVENING</u>	<u>NIGHT/WEEKEND</u>
\$ .1583	\$ .1413	\$ .1413

CERTAIN MATERIAL LOCATED ON THIS SHEET WAS PREVIOUSLY FOUND ON SHEET 28.1.0.4.

ISSUED: June 28, 1996

EFFECTIVE: July 1, 1996

by:

Julie L. Davis  
Manager, Rates and Tariffs  
780 Johnson Ferry Road  
Suite 700  
Atlanta, Georgia 30342

000276

CONFIDENTIAL

**Supp. No. 185****TELEPHONE COMPANIES****CHAPTER 25-24**

25-4.077 Metering and Recording All  
Equipment  
25-4.160 Operation of Subsection (1)  
Telecommunications  
Relay Service

(2) A company may act as an agent of the customer in obtaining service from the local exchange company, provided the local exchange company bills the customer directly for the service rendered.

**Specific Authority:** 350.127(2), F.S.

**Law Implemented:** 364.01(4), 364.07, 364.17, 364.14, 364.15, 364.16, 364.185, 364.19, 364.30, 364.337, 364.3375, 364.345, 364.386, 427.704, F.S.

**History--New 2/23/87, Amended 6/24/80, 9/16/92, 2/3/93, 3/13/96, 02/01/99.**

**25-24.480 Records & Reports; Rules Incorporated.**

(1) The following rules are incorporated herein by reference and apply to interexchange companies. In these rules, the word "local" should be omitted or interpreted as "toll", as they shall apply only to interexchange and not local service.

<u>SECTION</u>	<u>TITLE</u>	<u>PORTIONS NOT APPLICABLE</u>
25-4.019	Records and Reports in General	None
25-4.020	Location and Preservation of Records	Subsections (1), (3)
25-4.023	Report of Interruptions	Subsection (1)
25-4.043	Inquiries	None
25-4.0161	Regulatory Assessment Fees	None
25-4.079	Hearing/Speech Impaired Persons	Subsections (1), (2), (3), and (5)
25-4.115	Directory Assistance	Subsections (1), (2)

(2) Each company shall file updated information for the following items with the Division of Telecommunications and the Division of Records and Reporting within 10 days after such changes occur.

(a) The address of the certificate holder's main corporate and Florida offices (if any) including street name and address and post office box, city, state and zip code.

(b) Telephone number, name, and address of the individual who is to serve as primary liaison with the Commission in regards to the ongoing Florida operations of the certificated company.

**Specific Authority 350.127(2) FS.**

**Law Implemented 350.113, 350.115, 350.117, 364.17, 364.18, 364.185, 364.337 FS.**

**History--New 2-23-87, Amended 4-5-88, 7-11-88, 6-3-90, 10-25-90, 11-20-91, 12-29-91, 12-22-92, 12-27-94, 3-13-96, 10-1-96.**

**25-24.485 Tariffs.**

All tariffs must be filed with the Commission, using the following guidelines, before becoming effective.

(1) General.

(a) Each company shall maintain on file with the Commission tariffs which set forth all of the rates and charges for customer services, the different services available to subscribers and the conditions and circumstances under which service will be furnished. Interexchange carriers are authorized to provide services to other certificated telephone companies by individually negotiated contract rates in addition to filing and providing those services to end users pursuant to tariffs. When an interexchange carrier chooses to utilize such

000277

**CONFIDENTIAL**

kw 11/11/00  
R 1/1/2000

Supp. No. 185

TELEPHONE COMPANIES

CHAPTER 25-24

individually negotiated contract rates for services to other certificated telephone companies, and in any other instances in which the Commission has authorized contract rates for specific offerings, the conditions under which such contracts may be offered shall be clearly stated in the company's tariff but the contracts themselves need not be part of the tariff. The contracts must, however, be available for Commission review. The tariff shall not include charges for customer premises equipment.

(b) Each company shall provide support to accompany any proposed changes as outlined in subsection (4).

(c) The tariff will be Florida-specific and all rates, charges, and service descriptions shall be for intrastate usage, unless interstate rates are necessary to compute the intrastate portion of a customer's monthly bill; then, the interstate rates, charges, and service descriptions shall also be quoted in the tariff to the extent necessary to compute the intrastate portion of a customer's bill.

(d) The tariff must be clearly expressed in simple words, sentences and paragraphs. It must avoid unnecessarily long, complicated or obscure phrases or acronyms so that the customer will understand that for which he is contracting.

(e) The tariff shall be written in a manner such that service will be provided on a non-discriminatory basis. No public statement of service quality, rates, or service offerings or billings should be misleading or differ from those stated in the tariff.

(f) A printed notice shall be kept posted by each company in a public and conspicuous place in each office where application for service may be made stating that its tariff and standard contract and agreement forms are on file at that office and are open to examination by any person. The company will also make available a list of the exchanges it serves.

(g) All proposed changes to the existing tariff shall be directed to the Director of the Division of Telecommunications, Florida Public Service Commission, 2540 Shumard Oak Boulevard, Tallahassee, FL 32399-0866. A filing must be received by the Division of Telecommunications before 5:00 p.m. of a normal Commission workday in order for it to be "filed" on that day.

(h) All tariff changes shall be submitted to the Commission in quadruplicate in the form prescribed herein. After the effective date, one copy stamped "received" will be returned to the company, which shall be the notice to the company that the filing has been received and is on file. If acknowledgement of the filing at the time of receipt is desired, the letter of transmittal shall be sent in duplicate with a request that the duplicate be returned.

(i) Companies shall charge only the rates contained in their tariff. If a company desires to charge rates or charges at a lower level than is contained in an existing tariff and wishes to charge those lower rates only temporarily and afterwards return to the existing tariff level, it may, instead of filing two tariff revisions to decrease and then later increase the rate, file a single tariff change reflecting the conditions of the temporary tariff change. Such tariff provision shall include the heading "Promotion," and shall state the specific tariff charges to be reduced, the temporary level of charges, a description of the customers who would be eligible for the decrease, the conditions under which customers would receive a decrease, and the beginning and ending dates of the reduction. The tariff page(s) describing the terms and rates of the temporary reduction shall immediately precede the permanent tariff pages for the service in the same section of the tariff.

(j) The requirements of the following subsections shall apply on a prospective basis from the effective date of this rule. Existing tariffs on the effective date of this rule need not be amended to comply with the following except upon Commission staff request.

(2) Effective Date.

000278

**CONFIDENTIAL**

41

42

43

**CONFIDENTIAL**

572

**CONFIDENTIAL**

January 5, 2000

Ruth Young  
Miami District Office  
Florida Public Service Commission  
3625 NW 82 Avenue, Suite 400  
Miami, FL 33166-7602

RE: Follow Up Response for Vnet Request No. 14

Dear Ms. Young:

As follow up to our January 4 phone conversation regarding the Vnet invoices, the spreadsheets for the 7/1/98 and 10/1/98 Business Markets reductions originally provided in the August 25 package contain the rate analysis used by MCI's tariff department for the purpose of filing the access reduction tariff revisions. This information is provided by the Business Markets analysis department and is made up of data pulled from our billing system. The print screens provided in the December 21, 1999 package are actual screens from our billing system identifying the rates that were input in billing effective 7/1/98 and 10/1/98 for Vnet services. While the spreadsheets contain the data used to "back-up" MCI's rate reductions, they are not billing documents and may show slight variations when compared to the actual billing print screens. The following explanation is being provided to explain these possible discrepancies.

Comparing the 7/1/98 spreadsheet data for Vnet switched to switched and print screen data for Intradial 1 \*\*\*SHR you will note what appears to be a discrepancy in the per minute rates. For example, the spreadsheet identifies the 18 second rate to be \$0.0646 and the print screen identifies an 18 second rate of \$0.215333. Vnet service is billed in 18 second initial increments and additional 6 second increments. When a rate is revised in the tariff, the billing contact inputs the new rate information directly into the billing system from the actual tariff page. Please note that the 7/1/98 Vnet tariff page indicates an 18 second initial rate of \$0.0646. The billing system is formulated so that as the billing contact inputs this incremental rate it automatically calculates what the full minute rate would be if the call were billed in only 18 second increments. This is the rate that is reflected under "Amount (B)" on the print screen (i.e.,  $\$0.0646 \times 60 / 18 = \$0.215333$ ). Also note that the print screen indicates the billing increments as well. The same procedure is repeated for the additional 6 second increment.

**CONFIDENTIAL**

57-2  
6 p1

000279

Letter to Ruth Young  
 January 5, 2000  
 Page Two

When analysis is done for the purpose of revising rates, the business analyst pulls the data from the billing database and then inputs it into a spreadsheet software program. Depending on the parameters defined by the analyst, there may be slight rounding errors in his final calculations versus the actual rate in billing. However, these spreadsheets are not used for the purpose of inputting rates into billing. They are only used by the tariff administrator and business analyst for purposes of completing the tariff filing, and the data used from the spreadsheet is the incremental rate, not the "new rate per minute." All billing input is done from the tariff page which reflects the correct incremental rate.

While using the "new rate per minute" column from the spreadsheet will verify that customers were properly billed, this rate does not reflect the formulation of the billing system and may result in a slightly different charge depending on the length of the call. Following is an example calculating a 5.5 minute call using the Vnet switched to switched rates effective 7/1/98 from the tariff page, the spreadsheet, and the billing print screen. Due to standard rounding guidelines of rounding minutes up and charges down, you can see the final rate is no different.

5.5 minute call = 330 seconds

Tariff Page Example:

1<sup>st</sup> 18 seconds = 0.0646  
 add 1 312 seconds = 1.118 [52 x 0.0215]  
 1.1826 this charge would be round to \$1.18 on the invoice

Spreadsheet Example:

\$0.2154  
 x 5.5  
 1.1847 this charge would be rounded to \$1.18 on the invoice

Print Screen Example:

1<sup>st</sup> 18 seconds =  
 0.215333 / 60 seconds = .0035888 x 18 seconds = .0645984

additional 312 seconds =  
 0.2150 / 60 seconds = .0035833 x 312 seconds = 1.1179896  
 1.182588 this charge would be rounded to \$1.18 on the invoice.

**CONFIDENTIAL**

572  
 6.2

000280

45-1  
 5-1  
 1

5  
 45-1  
 5-1



*fbc*  
**MCI WORLD COM**

**CONFIDENTIAL**

Law & Public Policy  
Six Concourse Parkway  
Suite 3200  
Atlanta, GA 30328

October 19, 1999

Ruth Young  
Miami District Office  
Florida Public Service Commission  
3625 NW 82 Avenue, Suite 400  
Miami, FL 33166-7602

*Company  
Correspondence  
Sample*

RE: 7/1/98 and 10/1/98 Flow Through Audit

Dear Ms. Young:

Pursuant to Request No. 1 item (3) dated August 6, 1999, enclosed please find print outs of customer "Corp Ids" with product detail, minutes of use and revenues listed for the months of September 1998 and May 1999. Due to internal data retention guidelines, we are not able to provide April 1998 data and have instead provided September 1998. The data was pulled from actual call record data that feeds our billing system. As a result, you will notice the revenues quoted are carried out for several decimal places. Once this data reaches the billing system, minutes of use are rounded up and the revenues are truncated.

This data can also be used for selecting specific customer bill's to review. Select the Corp ID(s), which identifies the customer, for the products you would like to review and I will have those customer invoices pulled.

Please let me know if you have any questions regarding this material. As with the previously submitted customer information, MCI WorldCom considers this information to be of a proprietary nature.

Sincerely,

*Julie L. Davis*  
Julie L. Davis  
Regulatory Manager







VNETCOM.WK4

COMPANY: MCI WORLDCOM  
 TITLE: COMPARISON OF JULY 1, 1998 REDUCTION TO OCTOBER 1, 1998 REDUCTION FOR VNET BUSINESS SERVICE.  
 PERIOD: JULY 1, 1998 AND OCTOBER 1, 1998  
 DATE: DECEMBER 12, 1999  
 AUDITOR: RKY

SWITCHED TO SWITCHED TARIFF FOR VNET INCLUDES CALLING CARDS

45-1  
5

July 1, 1998

45-2  
5

Oct 1, 1998

No. of Minutes	Tariff InterLata/Day*	Amount	No. of Minutes	Tariff InterLata/Day*	Amount	Difference
0.3	0.2154	0.06	0.3	0.2086	0.06	0.00
0.4	0.2154	0.09	0.4	0.2086	0.08	0.00
0.5	0.2154	0.11	0.5	0.2086	0.10	0.00
0.6	0.2154	0.13	0.6	0.2086	0.13	0.00
0.7	0.2154	0.15	0.7	0.2086	0.15	0.00
0.8	0.2154	0.17	0.8	0.2086	0.17	0.00
0.9	0.2154	0.19	0.9	0.2086	0.19	0.00
1	0.2154	0.22	1	0.2086	0.21	(0.01)
1.1	0.2154	0.24	1.1	0.2086	0.23	(0.01)
1.2	0.2154	0.26	1.2	0.2086	0.25	(0.01)
1.3	0.2154	0.28	1.3	0.2086	0.27	(0.01)
1.4	0.2154	0.30	1.4	0.2086	0.29	(0.01)
1.5	0.2154	0.32	1.5	0.2086	0.31	(0.01)
1.6	0.2154	0.34	1.6	0.2086	0.33	(0.01)
1.7	0.2154	0.37	1.7	0.2086	0.35	(0.01)
1.8	0.2154	0.39	1.8	0.2086	0.38	(0.01)
1.9	0.2154	0.41	1.9	0.2086	0.40	(0.01)
2	0.2154	0.43	2	0.2086	0.42	(0.01)

45-1  
5

No. of Minutes	Tariff IntraLata/Day*	Amount
0.3	0.1683	0.05
0.4	0.1683	0.07
0.5	0.1683	0.08
0.6	0.1683	0.10
0.7	0.1683	0.12
0.8	0.1683	0.13
0.9	0.1683	0.15
1	0.1683	0.17
1.1	0.1683	0.19
1.2	0.1683	0.20
1.3	0.1683	0.22
1.4	0.1683	0.24
1.5	0.1683	0.25
1.6	0.1683	0.27
1.7	0.1683	0.29
1.8	0.1683	0.30
1.9	0.1683	0.32
2	0.1683	0.34

45-2  
5

No. of Minutes	Tariff IntraLata/Day*	Amount
0.3	0.1631	0.05
0.4	0.1631	0.07
0.5	0.1631	0.08
0.6	0.1631	0.10
0.7	0.1631	0.11
0.8	0.1631	0.13
0.9	0.1631	0.15
1	0.1631	0.16
1.1	0.1631	0.18
1.2	0.1631	0.20
1.3	0.1631	0.21
1.4	0.1631	0.23
1.5	0.1631	0.24
1.6	0.1631	0.26
1.7	0.1631	0.28
1.8	0.1631	0.29
1.9	0.1631	0.31
2	0.1631	0.33

\* Blended tariff rate calculated by the company based on the tariff filed with the Commission as follows: (1st 18 second amt) plus (additional 6 second tariff times 7) = blended rate.  
 \* Calculation of blended rates are on the next schedule.

See 45-1  
5-1

45-1  
5-1

**CONFIDENTIAL**

57-5

000285

COMPANY: MCI WORLDCOM  
 TITLE: COMPARISON OF JULY 1, 1998 REDUCTION TO OCTOBER 1, 1998 REDUCTION FOR VNET BUSINESS SERVICE.  
 PERIOD: JULY 1, 1998 AND OCTOBER 1, 1998  
 DATE: DECEMBER 12, 1999  
 AUDITOR: RKY

SWITCHED TO SWITCHED TARIFF FOR VNET  
 INCLUDES CALLING CARDS

45-1  
5

July 1, 1998

Tariff

No. of Minutes	InterLata/ Off-Peak*	Amount
0.3	0.1892	0.06
0.4	0.1892	0.08
0.5	0.1892	0.09
0.6	0.1892	0.11
0.7	0.1892	0.13
0.8	0.1892	0.15
0.9	0.1892	0.17
1	0.1892	0.19
1.1	0.1892	0.21
1.2	0.1892	0.23
1.3	0.1892	0.25
1.4	0.1892	0.26
1.5	0.1892	0.28
1.6	0.1892	0.30
1.7	0.1892	0.32
1.8	0.1892	0.34
1.9	0.1892	0.36
2	0.1892	0.38

45-2  
5

Oct 1, 1998

Tariff

No. of Minutes	InterLata/ Off-Peak*	Amount	
0.3	0.1834	0.06	0.00
0.4	0.1834	0.07	(0.01)
0.5	0.1834	0.09	0.00
0.6	0.1834	0.11	0.00
0.7	0.1834	0.13	0.00
0.8	0.1834	0.15	0.00
0.9	0.1834	0.17	0.00
1	0.1834	0.18	(0.01)
1.1	0.1834	0.20	(0.01)
1.2	0.1834	0.22	(0.01)
1.3	0.1834	0.24	(0.01)
1.4	0.1834	0.26	0.00
1.5	0.1834	0.28	0.00
1.6	0.1834	0.29	(0.01)
1.7	0.1834	0.31	(0.01)
1.8	0.1834	0.33	(0.01)
1.9	0.1834	0.35	(0.01)
2	0.1834	0.37	(0.01)

45-1  
5

Tariff

No. Of Minutes	IntraLata/ Off-peak*	Amount
0.3	0.1535	0.05
0.4	0.1535	0.06
0.5	0.1535	0.08
0.6	0.1535	0.09
0.7	0.1535	0.11
0.8	0.1535	0.12
0.9	0.1535	0.14
1	0.1535	0.15
1.1	0.1535	0.17
1.2	0.1535	0.18
1.3	0.1535	0.20
1.4	0.1535	0.21
1.5	0.1535	0.23
1.6	0.1535	0.25
1.7	0.1535	0.26
1.8	0.1535	0.28
1.9	0.1535	0.29
2	0.1535	0.31

45-2  
5

Tariff

No. Of Minutes	IntraLata/ Off-peak*	Amount	
0.3	0.1493	0.04	(0.01)
0.4	0.1493	0.06	0.00
0.5	0.1493	0.07	(0.01)
0.6	0.1493	0.09	0.00
0.7	0.1493	0.10	(0.01)
0.8	0.1493	0.12	0.00
0.9	0.1493	0.13	(0.01)
1	0.1493	0.15	0.00
1.1	0.1493	0.16	(0.01)
1.2	0.1493	0.18	0.00
1.3	0.1493	0.19	(0.01)
1.4	0.1493	0.21	0.00
1.5	0.1493	0.22	(0.01)
1.6	0.1493	0.24	(0.01)
1.7	0.1493	0.25	(0.01)
1.8	0.1493	0.27	(0.01)
1.9	0.1493	0.28	(0.01)
2	0.1493	0.30	(0.01)

\* Blended tariff rate calculated by the company based on the tariff filed with the Commission as follows: (1st 18 second amt) plus (additional 6 second tariff times 7) = blended rate. Calculation of blended rates are on the next schedule.

See 45-1 + 45-1  
5-1 5-1

**CONFIDENTIAL**

51-5  
102

000286

COMPANY: MCI WORLDCOM  
 TITLE: COMPARISON OF JULY 1, 1998 REDUCTION TO OCTOBER 1, 1998 REDUCTION FOR VNET BUSINESS SERVICE.  
 PERIOD: JULY 1, 1998 AND OCTOBER 1, 1998  
 DATE: DECEMBER 12, 1999  
 AUDITOR: RKY

**SWITCHED - DEDICATED TARIFF FOR VNET**

45-1 July 1, 1998 Tariff InterLata/ Day*			45-2 Oct 1, 1998 Tariff InterLata/ Day*			Difference
No. of Minutes	Day*	Amount	No. of Minutes	Day*	Amount	
0.3	0.1463	0.04	0.3	0.1417	0.04	0.00
0.4	0.1463	0.06	0.4	0.1417	0.06	0.00
0.5	0.1463	0.07	0.5	0.1417	0.07	0.00
0.6	0.1463	0.09	0.6	0.1417	0.09	0.00
0.7	0.1463	0.10	0.7	0.1417	0.10	0.00
0.8	0.1463	0.12	0.8	0.1417	0.11	(0.01)
0.9	0.1463	0.13	0.9	0.1417	0.13	0.00
1	0.1463	0.15	1	0.1417	0.14	(0.01)
1.1	0.1463	0.16	1.1	0.1417	0.16	0.00
1.2	0.1463	0.18	1.2	0.1417	0.17	(0.01)
1.3	0.1463	0.19	1.3	0.1417	0.18	(0.01)
1.4	0.1463	0.20	1.4	0.1417	0.20	0.00
1.5	0.1463	0.22	1.5	0.1417	0.21	(0.01)
1.6	0.1463	0.23	1.6	0.1417	0.23	0.00
1.7	0.1463	0.25	1.7	0.1417	0.24	(0.01)
1.8	0.1463	0.26	1.8	0.1417	0.26	0.00
1.9	0.1463	0.28	1.9	0.1417	0.27	(0.01)
2	0.1463	0.29	2	0.1417	0.28	(0.01)

**SWITCHED - DEDICATED TARIFF FOR VNET**

45-1 July 1, 1998 Tariff IntraLata/ Day*			45-2 Oct 1, 1998 Tariff IntraLata/ Day*			Difference
No. of Minutes	Day*	Amount	No. of Minutes	Day*	Amount	
0.3	0.1479	0.04	0.3	0.1436	0.04	0.00
0.4	0.1479	0.06	0.4	0.1436	0.06	0.00
0.5	0.1479	0.07	0.5	0.1436	0.07	0.00
0.6	0.1479	0.09	0.6	0.1436	0.09	0.00
0.7	0.1479	0.10	0.7	0.1436	0.10	0.00
0.8	0.1479	0.12	0.8	0.1436	0.11	(0.01)
0.9	0.1479	0.13	0.9	0.1436	0.13	0.00
1	0.1479	0.15	1	0.1436	0.14	(0.01)
1.1	0.1479	0.16	1.1	0.1436	0.16	0.00
1.2	0.1479	0.18	1.2	0.1436	0.17	(0.01)
1.3	0.1479	0.19	1.3	0.1436	0.19	0.00
1.4	0.1479	0.21	1.4	0.1436	0.20	(0.01)
1.5	0.1479	0.22	1.5	0.1436	0.22	0.00
1.6	0.1479	0.24	1.6	0.1436	0.23	(0.01)
1.7	0.1479	0.25	1.7	0.1436	0.24	(0.01)
1.8	0.1479	0.27	1.8	0.1436	0.26	(0.01)
1.9	0.1479	0.28	1.9	0.1436	0.27	(0.01)
2	0.1479	0.30	2	0.1436	0.29	(0.01)

\*Blended tariff rate calculated by the company based on the tariff filed with the Commission.

See 45-1  
**CONFIDENTIAL**

57-5  
 1P 43  
 000207







Law & Public Policy  
Six Concourse Parkway  
Suite 3200  
Atlanta, GA 30328

January 12, 2000

Ruth Young  
Miami District Office  
Florida Public Service Commission  
3625 NW 82 Avenue, Suite 400  
Miami, FL 33166-7602

RE: Follow Up To Request No. 14

Dear Ms. Young:

As follow up to Request No. 14 attached please find additional billing print screens for MCI WorldCom's Vnet Service. These print screens have been labeled to correspond to the applicable tariff pages for the 7/1/98 and 10/1/98 rate changes. Following is an explanation of each print screen:

7/1/98 Screens

Screens 1 & 4 - These rates correspond with Sheet 26.17 and Sheet 26.17.1 and are for switched to switched and card peak and off-peak calls. Screen 1 is interLATA and screen 4 is intraLATA.

Screens 2 & 5 - These rates correspond with 26.17 and Sheet 26.17.1 and are for switched to dedicated and dedicated to switched peak and off-peak calls. Screen 2 is interLATA and screen 5 is intraLATA.

10/1/98 Screens

Screens 7 & 9 - These rates correspond with Sheet 26.17 and Sheet 26.17.1 and are for switched to switched and card peak and off-peak calls. Screen 7 is interLATA and screen 9 is intraLATA.

Screen 8 & 10 - These rates correspond with 26.17 and Sheet 26.17.1 and are for switched to dedicated and dedicated to switched peak and off-peak calls. Screen 8 is interLATA and screen 10 is intraLATA.

Dedicated to Dedicated Screens

Screens 3 & 6 - These rates correspond with Sheet 26.17 and Sheet 26.17.1 and are for dedicated to dedicated peak and off-peak calls. Screen 3 is interLATA and screen 6 is intraLATA. These screens are applicable for both 7/1/98 and 10/1/98.

**CONFIDENTIAL**

57-6 000290

