

MONTHLY REPORT OF COST AND QUALITY OF FUEL OIL FOR ELECTRIC PLANTS
ORIGIN, VOLUME, DELIVERED PRICE AND AS RECEIVED QUALITY

03 0001-ET

1. REPORTING MONTH: Sep-00

3. NAME, TITLE & TELEPHONE NUMBER OF CONTACT PERSON CONCERNING DATA
SUBMITTED ON THIS FORM: MANNY PEREZ, ACCOUNTANT (727) 820-5302

2. REPORTING COMPANY: FLORIDA POWER CORPORATION

4. SIGNATURE OF OFFICIAL SUBMITTING REPORT: *[Signature]*
JOHN SCARDINO, JR., CONTROLLER

5. DATE COMPLETED: 11/09/00

LINE NO. (a)	PLANT NAME (b)	SUPPLIER NAME (c)	SHIPPING POINT (d)	PURCHASE TYPE (e)	DELIVERY LOCATION (f)	DELIVERY DATE (g)	TYPE OIL (h)	SULFUR CONTENT (%) (i)	BTU CONTENT (Btu/gal) (j)	VOLUME (Bbls) (k)	DELIVERED PRICE (\$/Bbl) (l)
1	ANCLOTE	NO DELIVERIES									
2	AVON PARK PEAKERS	BP OIL COMPANY	TAMPA, FL	MTC	FOB PLANT	09/00	F02	0.48	139,474	2,655	\$44.6635
3	BARTOW	NO DELIVERIES									
4	BARTOW PEAKERS	NO DELIVERIES									
5	BARTOW FUEL TERMINAL-UNIT 2	PETROTECH MANAGEMENT INC.	OCOEE, FL	S	FOB TERMINAL	09/00	F06	0.40	143,698	155	\$14.6982
6	BARTOW FUEL TERMINAL-UNIT 4	PETROTECH MANAGEMENT INC.	OCOEE, FL	S	FOB TERMINAL	09/00	F06	0.40	143,698	160	\$14.6983
7	BARTOW FUEL TERMINAL-UNIT 4	RIO ENERGY INTERNATIONAL INC.	HOUSTON, TX	MTC	FOB TERMINAL	09/00	F06	2.50	155,038	118,014	\$23.0700
8	BARTOW FUEL TERMINAL-UNIT 4	HOWCO ENVIRONMENTAL SERVICES	ST. PETERSBURG, FL	S	FOB TERMINAL	09/00	F06	0.43	141,000	162	\$19.7145
9	BARTOW NORTH FUEL TERMINAL	PETROTECH MANAGEMENT INC.	OCOEE, FL	S	FOB TERMINAL	09/00	F06	0.40	143,698	317	\$14.6982
10	BARTOW NORTH FUEL TERMINAL	RIO ENERGY INTERNATIONAL INC.	HOUSTON, TX	MTC	FOB TERMINAL	09/00	F06	2.31	155,221	108,523	\$23.0702
11	BARTOW NORTH FUEL TERMINAL	RIO ENERGY INTERNATIONAL INC.	HOUSTON, TX	MTC	FOB TERMINAL	09/00	F06	2.34	155,718	116,524	\$23.0700
12	BARTOW SOUTH FUEL TERMINAL	RIO ENERGY INTERNATIONAL INC.	HOUSTON, TX	MTC	FOB TERMINAL	09/00	F06	1.68	157,348	97,877	\$25.0702
13	BARTOW SOUTH FUEL TERMINAL	RIO ENERGY INTERNATIONAL INC.	HOUSTON, TX	MTC	FOB TERMINAL	09/00	F06	1.53	156,806	233,844	\$25.0701
14	BARTOW SOUTH FUEL TERMINAL	RIO ENERGY INTERNATIONAL INC.	HOUSTON, TX	MTC	FOB TERMINAL	09/00	F06	1.57	156,306	234,332	\$25.0701
15	BAYBORO PEAKERS	CENTRAL OIL COMPANY INC.	TAMPA, FL	MTC	FOB PLANT	09/00	F02	0.36	139,259	39,805	\$45.2716
16	CRYSTAL RIVER NORTH	BP OIL COMPANY	TAMPA, FL	MTC	FOB PLANT	09/00	F02	0.36	139,303	11,112	\$45.2323
17	CRYSTAL RIVER SOUTH	BP OIL COMPANY	TAMPA, FL	MTC	FOB PLANT	09/00	F02	0.36	139,303	4,587	\$45.6629
18	DEBARY PEAKERS	BP OIL COMPANY	TAMPA, FL	MTC	FOB PLANT	09/00	F02	0.26	139,018	56,053	\$45.7259

5-25-03
DECLASSIFIED


DOCUMENT NUMBER-DATE

15369 DEC-18

FPSC-RECORDS/REPORTING

MONTHLY REPORT OF COST AND QUALITY OF FUEL OIL FOR ELECTRIC PLANTS
ORIGIN, VOLUME, DELIVERED PRICE AND AS RECEIVED QUALITY

1. REPORTING MONTH: Sep-00
2. REPORTING COMPANY: FLORIDA POWER CORPORATION

3. NAME, TITLE & TELEPHONE NUMBER OF CONTACT PERSON CONCERNING DATA
SUBMITTED ON THIS FORM: MANNY PEREZ, ACCOUNTANT (727) 820-5392
4. SIGNATURE OF OFFICIAL SUBMITTING REPORT: 
5. DATE COMPLETED: 11/08/00
JOHN SCARDINO, JR., CONTROLLER

LINE NO. (a)	PLANT NAME (b)	SUPPLIER NAME (c)	SHIPPING POINT (d)	PURCHASE TYPE (e)	DELIVERY LOCATION (f)	DELIVERY DATE (g)	TYPE OIL (h)	SULFUR CONTENT (%) (i)	BTU CONTENT (Btu/gal) (j)	VOLUME (Bbls) (k)	DELIVERED PRICE (\$/Bbl) (l)
19	DEBARY PEAKERS	BP OIL COMPANY	TAMPA, FL	MTC	FOB PLANT	09/00	F02	0.48	139,474	2,879	\$45.4502
20	HINES PLANT PEAKERS	NO DELIVERIES									
21	HIGGINS PEAKERS	NO DELIVERIES									
22	INTERCESSION CITY PEAKERS	BP OIL COMPANY	TAMPA, FL	MTC	FOB PLANT	09/00	F02	0.20	139,077	9,701	\$44.6797
23	INTERCESSION CITY PEAKERS	BP OIL COMPANY	TAMPA, FL	MTC	FOB PLANT	09/00	F02	0.04	138,481	20,000	\$45.2819
24	CRYSTAL RIVER NUCLEAR PLANT	NO DELIVERIES									
25	RIO PINAR PEAKERS	BP OIL COMPANY	TAMPA, FL	MTC	FOB PLANT	09/00	F02	0.48	139,474	727	\$44.7204
26	SUWANNEE PEAKERS	NO DELIVERIES									
27	SUWANNEE STEAM PLANT	NO DELIVERIES									
28	SUWANNEE STEAM PLANT	TEXPAR ENERGY INC.	VALDOSTA, GA	MTC	FOB PLANT	09/00	F06	0.99	155,704	37,750	\$29.6686
29	SUWANNEE STEAM PLANT	TEXPAR ENERGY INC.	VALDOSTA, GA	MTC	FOB PLANT	09/00	F06	2.15	157,259	57,127	\$23.8828
30	STEUART FUEL TERMINAL	NO DELIVERIES									
31	TURNER STEAM PLANT	NO DELIVERIES									
32	TURNER PEAKERS	BP OIL COMPANY	TAMPA, FL	MTC	FOB PLANT	09/00	F02	0.26	139,008	2,906	\$45.2368
33	UNIVERSITY OF FLORIDA	NO DELIVERIES									



MONTHLY REPORT OF COST AND QUALITY OF FUEL OIL FOR ELECTRIC PLANTS
ORIGIN, VOLUME, DELIVERED PRICE AND AS RECEIVED QUALITY

SPECIFIED CONFIDENTIAL

1 REPORTING MONTH Sep-00
2 REPORTING COMPANY FLORIDA POWER CORPORATION

3 NAME, TITLE & TELEPHONE NUMBER OF CONTACT PERSON CONCERNING DATA
SUBMITTED ON THIS FORM: MANNY PEREZ, ACCOUNTANT (727) 820-5302

4 SIGNATURE OF OFFICIAL SUBMITTING REPORT: JOHN SCARDINO, JR., CONTROLLER

5. DATE COMPLETED. 11/09/00

LINE NO. (a)	PLANT NAME (b)	SUPPLIER NAME (c)	DELIVERY LOCATION (d)	DELIVERY DATE (e)	TYPE OIL (f)	VOLUME (Bbls) (g)	INVOICE PRICE (\$/Bbl) (h)	INVOICE AMOUNT (\$) (i)	DISCOUNT (\$) (j)	NET AMOUNT (\$) (k)	NET PRICE (\$/Bbl) (l)	QUALITY ADJUST (\$/Bbl) (m)	EFFECTIVE PURCHASE PRICE (\$/Bbl) (n)	TRANSPORT TO TERMINAL (\$/Bbl) (o)	ADDITIONAL TRANSPORT CHARGES (\$/Bbl) (p)	OTHER CHARGES (\$/Bbl) (q)	DELIVERED PRICE (\$/Bbl) (r)
1	ANCLOTE	NO DELIVERIES															
2	AVON PARK PEAKERS	BP OIL COMPANY	FOB PLANT	09/00	F02	2,655	\$43.0271	\$114,236.85	\$1,142.3300	\$113,094.52	\$42.5968	\$0.0000	\$42.5968		\$1,1969	\$0.8698	\$44.6635
3	BARTOW	NO DELIVERIES															
4	BARTOW PEAKERS	NO DELIVERIES															
5	BARTOW FUEL TERMINAL-UNIT 2	PETROTECH MANAGEMENT INC.	FOB TERMINAL	09/00	F06	155	\$14.6281	\$2,267.35	\$0.0000	\$2,267.35	\$14.6281	\$0.0000	\$14.6281		\$0.0000	\$0.0701	\$14.6982
6	BARTOW FUEL TERMINAL-UNIT 4	PETROTECH MANAGEMENT INC.	FOB TERMINAL	09/00	F06	160	\$14.6281	\$2,340.49	\$0.0000	\$2,340.49	\$14.6281	\$0.0000	\$14.6281		\$0.0000	\$0.0702	\$14.6983
7	BARTOW FUEL TERMINAL-UNIT 4	RIO ENERGY INTERNATIONAL INC	FOB TERMINAL	09/00	F06	118,014	\$22.9999	\$2,714,311.42	\$0.0000	\$2,714,311.42	\$22.9999	\$0.0000	\$22.9999		\$0.0000	\$0.0701	\$23.0700
8	BARTOW FUEL TERMINAL-UNIT 4	HOWCO ENVIRONMENTAL SERVICES	FOB TERMINAL	09/00	F06	162	\$19.6444	\$3,182.40	\$0.0000	\$3,182.40	\$19.6444	\$0.0000	\$19.6444		\$0.0000	\$0.0701	\$19.7145
9	BARTOW NORTH FUEL TERMINAL	PETROTECH MANAGEMENT INC.	FOB TERMINAL	09/00	F06	317	\$14.6280	\$4,637.08	\$0.0000	\$4,637.08	\$14.6280	\$0.0000	\$14.6280		\$0.0000	\$0.0702	\$14.6982
10	BARTOW NORTH FUEL TERMINAL	RIO ENERGY INTERNATIONAL INC	FOB TERMINAL	09/00	F06	108,523	\$23.0001	\$2,496,039.35	\$0.0000	\$2,496,039.35	\$23.0001	\$0.0000	\$23.0001		\$0.0000	\$0.0701	\$23.0702
11	BARTOW NORTH FUEL TERMINAL	RIO ENERGY INTERNATIONAL INC	FOB TERMINAL	09/00	F06	116,524	\$22.9999	\$2,680,041.88	\$0.0000	\$2,680,041.88	\$22.9999	\$0.0000	\$22.9999		\$0.0000	\$0.0701	\$23.0700
12	BARTOW SOUTH FUEL TERMINAL	RIO ENERGY INTERNATIONAL INC	FOB TERMINAL	09/00	F06	97,877	\$25.0001	\$2,446,932.50	\$0.0000	\$2,446,932.50	\$25.0001	\$0.0000	\$25.0001		\$0.0000	\$0.0701	\$25.0702
13	BARTOW SOUTH FUEL TERMINAL	RIO ENERGY INTERNATIONAL INC	FOB TERMINAL	09/00	F06	233,844	\$25.0000	\$5,846,109.50	\$0.0000	\$5,846,109.50	\$25.0000	\$0.0000	\$25.0000		\$0.0000	\$0.0701	\$25.0701
14	BARTOW SOUTH FUEL TERMINAL	RIO ENERGY INTERNATIONAL INC.	FOB TERMINAL	09/00	F06	234,332	\$25.0000	\$5,858,293.00	\$0.0000	\$5,858,293.00	\$25.0000	\$0.0000	\$25.0000		\$0.0000	\$0.0701	\$25.0701
15	BAYBORO PEAKERS	CENTRAL OIL COMPANY INC	FOB PLANT	09/00	F02	39,805	\$44.8503	\$1,785,266.37	\$17,852.6700	\$1,767,413.70	\$44.4018	\$0.0000	\$44.4018		\$0.0000	\$0.8698	\$45.2716
16	CRYSTAL RIVER NORTH	BP OIL COMPANY	FOB PLANT	09/00	F02	11,112	\$43.4893	\$483,253.37	\$4,832.5100	\$478,420.86	\$43.0544	\$0.0000	\$43.0544		\$1,3081	\$0.8698	\$45.2323
17	CRYSTAL RIVER SOUTH	BP OIL COMPANY	FOB PLANT	09/00	F02	4,587	\$43.4893	\$199,485.52	\$19,948.4	\$199,465.57	\$43.4850	\$0.0000	\$43.4850		\$1,3081	\$0.8698	\$45.6629
18	DEBARY PEAKERS	BP OIL COMPANY	FOB PLANT	09/00	F02	56,053	\$44.6049	\$2,500,239.44	\$25,002.4100	\$2,475,237.03	\$44.1589	\$0.0000	\$44.1589		\$0.6972	\$0.8698	\$45.7259

MONTHLY REPORT OF COST AND QUALITY OF COAL FOR ELECTRIC PLANTS
ORIGIN, TONNAGE, DELIVERED PRICE AND AS RECEIVED QUALITY


1. Report for: Mo. September 2000

2. Reporting Company: Florida Power Corporation

3. Plant Name: Crystal River 4 & 5

4. Name, Title and Telephone Number of Contact
Person Concerning Data Submitted on this Form
Delmar J. Clark Jr., Senior Financial Analyst - Regulatory
(727) 824-6616

5. Signature of Official Submitting Report


Delmar J. Clark Jr., Senior Financial Analyst - Regulatory

**SPECIFIED
CONFIDENTIAL**

6. Date Completed: November 15, 2000

Line No.	Supplier Name	Mine Location	Purchase Type	Transportation Mode	Tons	Effective Purchase Price (\$/Ton)	Total Transportation Cost (\$/Ton)	F.O.B. Plant Price (\$/Ton)	As Received Coal Quality			
									Percent Sulfur (%)	Btu Content (Btu/lb)	Percent Ash (%)	Percent Moisture (%)
(a)	(b)	(c)	(d)	(e)	(f)	(g)	(h)	(i)	(j)	(k)	(l)	(m)
1	Powell Mountain Coal Company	08 , Ky , 119	LTC	UR	68,131	\$32.56	\$19.01	\$51.57	0.71	12,799	8.22	6.33
2	AEI Resources	08 , Ky , 193	LTC	UR	9,363	\$24.93	\$19.66	\$44.59	0.66	12,720	7.38	6.56
3	AEI Resources	08 , Ky , 195	LTC	UR	9,790	\$24.50	\$18.64	\$43.14	0.69	12,880	8.71	6.14
4	Quaker Coal Company, Inc.	08 , Ky , 195	MTC	UR	58,247	\$25.35	\$18.64	\$43.99	0.71	12,802	9.00	6.19
5	Transfer Facility	N/A	MTC	OB	99,237	\$41.54	\$8.24	\$49.78	0.68	12,308	10.76	7.23

**MONTHLY REPORT OF COST AND QUALITY OF COAL FOR ELECTRIC PLANTS
ORIGIN, TONNAGE, DELIVERED PRICE AND AS RECEIVED QUALITY**

1. Report for: Mo. September 2000

2. Reporting Company: Florida Power Corporation

3. Plant Name: Transfer Facility - IMT

4. Name, Title and Telephone Number of Contact
Person Concerning Data Submitted on this Form

Delmar J. Clark Jr., Senior Financial Analyst - Regulatory
(727) 824-6616

5. Signature of Official Submitting Report

Delmar J. Clark Jr., Senior Financial Analyst - Regulatory

6. Date Completed: November 15, 2000

**SPECIFIED
CONFIDENTIAL**

Line No.	Supplier Name	Mine Location	Purchase Type	Transportation Mode	Tons	Effective Purchase Price (\$/Ton)	Total Transportation Cost (\$/Ton)	F.O.B. Plant Price (\$/Ton)	As Received Coal Quality			
									Percent Sulfur (%)	Btu Content (Btu/lb)	Percent Ash (%)	Percent Moisture (%)
(a)	(b)	(c)	(d)	(e)	(f)	(g)	(h)	(i)	(j)	(k)	(l)	(m)
1	A. T. Massey Coal Co.	08 , Ky , 195	LTC	TR&B	9,577	\$24.60	\$17.23	\$41.83	0.69	12,462	10.13	6.34
2	A. T. Massey Coal Co.	08 , Wv , 5	LTC	TR&B	41,146	\$24.60	\$17.23	\$41.83	0.72	12,571	10.95	5.59
3	Sandy River Synfuel, LLC	08 , Wv , 99	LTC	B	48,822	\$27.71	\$17.23	\$44.94	0.69	12,274	10.46	6.92
4	Black Hawk Synfuel LLC	08 , Wv , 39	S	B	45,221	\$19.23	\$17.23	\$36.46	0.67	12,198	12.12	6.91
5	Black Hawk Synfuel LLC	08 , Wv , 39	S	B	12,347	\$21.83	\$17.23	\$39.06	0.68	12,138	11.60	7.82
6	Black Hawk Synfuel LLC	08 , Wv , 39	S	B	1,528	\$21.77	\$17.23	\$39.00	0.66	12,107	11.93	7.65

**MONTHLY REPORT OF COST AND QUALITY OF COAL FOR ELECTRIC PLANTS
ORIGIN, TONNAGE, DELIVERED PRICE AND AS RECEIVED QUALITY**

1. Report for: Mo. September 2000

2. Reporting Company: Florida Power Corporation

3. Plant Name: Crystal River 1 & 2

4. Name, Title and Telephone Number of Contact
Person Concerning Data Submitted on this Form
Delmar J. Clark Jr., Senior Financial Analyst - Regulatory
(727) 824-6616

5. Signature of Official Submitting Report


Delmar J. Clark Jr., Senior Financial Analyst - Regulatory

6. Date Completed: November 15, 2000

**SPECIFIED
CONFIDENTIAL**

Line No.	Supplier Name	Mine Location	Purchase Type	Tons	F.O.B. Mine Price (\$/Ton)	Short Haul & Loading Charges (\$/Ton)	Original Invoice Price (\$/Ton)	Retro-active Price Inc(Dec) (\$/Ton)	Base Price (\$/Ton)	Quality Adjustments (\$/Ton)	Effective Purchase Price (\$/Ton)
(a)	(b)	(c)	(d)	(e)	(f)	(g)	(h)	(i)	(j)	(k)	(l)
1	A. T. Massey Coal Company	08 , Ky , 195	MTC	57,681	\$24.00	\$0.00	\$24.00	\$0.00	\$24.00	\$0.00	\$24.00
2	Quaker Coal Company, Inc.	08 , Ky , 195	S	9,233	\$24.50	\$0.00	\$24.50	(\$0.19)	\$24.31	\$0.81	\$25.12
3	Transfer Facility	N/A	MTC	N/A	N/A	\$0.00	N/A	N/A	N/A	N/A	N/A

**MONTHLY REPORT OF COST AND QUALITY OF COAL FOR ELECTRIC PLANTS
ORIGIN, TONNAGE, DELIVERED PRICE AND AS RECEIVED QUALITY**

1. Report for: Mo. September 2000

2. Reporting Company: Florida Power Corporation

3. Plant Name: Crystal River 4 & 5

4. Name, Title and Telephone Number of Contact

Person Concerning Data Submitted on this Form

Delmar J. Clark Jr., Senior Financial Analyst - Regulatory

(727) 824-6616

5. Signature of Official Submitting Report

Delmar J. Clark Jr., Senior Financial Analyst - Regulatory

6. Date Completed: November 15, 2000

**SPECIFIED
CONFIDENTIAL**

Line No.	Supplier Name	Mine Location	Purchase Type	Tons	F.O.B. Mine Price (\$/Ton)	Short Haul & Loading Charges (\$/Ton)	Original Invoice Price (\$/Ton)	Retro-active Price Inc(Dec) (\$/Ton)	Base Price (\$/Ton)	Quality Adjust-ments (\$/Ton)	Effective Purchase Price (\$/Ton)
(a)	(b)	(c)	(d)	(e)	(f)	(g)	(h)	(i)	(j)	(k)	(l)
1	Powell Mountain Coal Company	08 , Ky , 119	LTC	68,131	\$32.56	\$0.00	\$32.56	\$0.00	\$32.56	\$0.00	\$32.56
2	AEI Resources	08 , Ky , 193	LTC	9,363	\$24.50	\$0.00	\$24.50	\$0.00	\$24.50	\$0.43	\$24.93
3	AEI Resources	08 , Ky , 195	LTC	9,790	\$24.50	\$0.00	\$24.50	\$0.00	\$24.50	\$0.00	\$24.50
4	Quaker Coal Company, Inc.	08 , Ky , 195	MTC	58,247	\$24.75	\$0.00	\$24.75	\$0.00	\$24.75	\$0.60	\$25.35
5	Transfer Facility	N/A	MTC	99,237	\$41.54	\$0.00	\$41.54	N/A	\$41.54	N/A	\$41.54

**MONTHLY REPORT OF COST AND QUALITY OF COAL FOR ELECTRIC PLANTS
ORIGIN, TONNAGE, DELIVERED PRICE AND AS RECEIVED QUALITY**

1. Report for: Mo. September 2000


2. Reporting Company: Florida Power Corporation

3. Plant Name: Transfer Facility - IMT

4. Name, Title and Telephone Number of Contact
Person Concerning Data Submitted on this Form

Delmar J. Clark Jr., Senior Financial Analyst - Regulatory
(727) 824-6616

5. Signature of Official Submitting Report



Delmar J. Clark Jr., Senior Financial Analyst - Regulatory

6. Date Completed: November 15, 2000

**SPECIFIED
CONFIDENTIAL**


Line No.	Supplier Name	Mine Location	Purchase Type	Tons	F.O.B. Mine Price (\$/Ton)	Short Haul & Loading Charges (\$/Ton)	Original Invoice Price (\$/Ton)	Retro-active Price Inc(Dec) (\$/Ton)	Base Price (\$/Ton)	Quality Adjust-ments (\$/Ton)	Effective Purchase Price (\$/Ton)
(a)	(b)	(c)	(d)	(e)	(f)	(g)	(h)	(i)	(j)	(k)	(l)
1	A. T. Massey Coal Co.	08 , Ky , 195	LTC	9,577	\$24.60	\$0.00	\$24.60	\$0.00	\$24.60	\$0.00	\$24.60
2	A. T. Massey Coal Co.	08 , Wv , 5	LTC	41,146	\$24.60	\$0.00	\$24.60	\$0.00	\$24.60	\$0.00	\$24.60
3	Sandy River Synfuel, LLC	08 , Wv , 99	LTC	48,822	\$27.77	\$0.00	\$27.77	\$0.00	\$27.77	(\$0.06)	\$27.71
4	Black Hawk Synfuel LLC	08 , Wv , 39	S	45,221	\$19.05	\$0.00	\$19.05	\$0.00	\$19.05	\$0.18	\$19.23
5	Black Hawk Synfuel LLC	08 , Wv , 39	S	12,347	\$21.75	\$0.00	\$21.75	\$0.00	\$21.75	\$0.08	\$21.83
6	Black Hawk Synfuel LLC	08 , Wv , 39	S	1,528	\$21.75	\$0.00	\$21.75	\$0.00	\$21.75	\$0.02	\$21.77

**MONTHLY REPORT OF COST AND QUALITY OF COAL FOR ELECTRIC PLANTS
ORIGIN, TONNAGE, DELIVERED PRICE AND AS RECEIVED QUALITY**

- 1. Report for: Mo. September 2000
- 2. Reporting Company: Florida Power Corporation
- 3. Plant Name: Crystal River 1 & 2

4. Name, Title and Telephone Number of Contact
Person Concerning Data Submitted on this Form
Delmar J. Clark Jr., Senior Financial Analyst - Regulatory
(727) 824-6616

5. Signature of Official Submitting Report


Delmar J. Clark Jr., Senior Financial Analyst - Regulatory

**SPECIFIED
CONFIDENTIAL**

6. Date Completed: November 15, 2000

Line No.	Supplier Name	Mine Location	Shipping Point	Transportation Mode	Tons	Effective Purchase Price (\$/Ton)	Additional Shorthaul & Loading Charges (\$/Ton)	Rail Rate (\$/Ton)	Other Rail Charges (\$/Ton)	River Barge Rate (\$/Ton)	Trans-loading Rate (\$/Ton)	Ocean Barge Rate (\$/Ton)	Other Water Charges (\$/Ton)	Other Related Charges (\$/Ton)	Transportation Charges (\$/Ton)	F.O.B. Plant Price (\$/Ton)
(a)	(b)	(c)	(d)	(e)	(f)	(g)	(h)	(i)	(j)	(k)	(l)	(m)	(n)	(o)	(p)	(q)
1	A. T. Massey Coal Company	08 , Ky , 195	Pike, Ky	UR	57,681	\$24.00	N/A	\$15.36	\$3.26	N/A	N/A	N/A	\$0.00	\$0.00	\$18.62	\$42.62
2	Quaker Coal Company, Inc.	08 , Ky , 195	Pike, Ky	UR	9,233	\$25.12	N/A	\$15.36	\$3.26	N/A	N/A	N/A	\$0.00	\$0.00	\$18.62	\$43.74
3	Transfer Facility	N/A	Plaquemines Parrish, La	OB	N/A	N/A	N/A	N/A	N/A	N/A	N/A	N/A	\$0.00	\$0.00	N/A	N/A

**MONTHLY REPORT OF COST AND QUALITY OF COAL FOR ELECTRIC PLANTS
ORIGIN, TONNAGE, DELIVERED PRICE AND AS RECEIVED QUALITY**

- 1. Report for: Mo. September 2000
- 2. Reporting Company: Florida Power Corporation
- 3. Plant Name: Crystal River 4 & 5

4. Name, Title and Telephone Number of Contact
Person Concerning Data Submitted on this Form
Delmar J. Clark Jr., Senior Financial Analyst - Regulatory
(727) 824-6616

**SPECIFIED
CONFIDENTIAL**

5. Signature of Official Submitting Report


Delmar J. Clark Jr., Senior Financial Analyst - Regulatory

6. Date Completed: November 15, 2000

Line No.	Supplier Name	Mine Location	Shipping Point	Transportation Mode	Tons	Effective Purchase Price (\$/Ton)	Additional Shorthaul & Loading Charges (\$/Ton)	Rail Rate (\$/Ton)	Other Rail Charges (\$/Ton)	River Barge Rate (\$/Ton)	Trans-loading Rate (\$/Ton)	Ocean Barge Rate (\$/Ton)	Other Water Charges (\$/Ton)	Other Related Charges (\$/Ton)	Transportation Charges (\$/Ton)	F.O.B. Plant Price (\$/Ton)
1	Powell Mountain Coal Company	08 , Ky , 119	Knott, Ky	UR	68,131	\$32.56	N/A	\$15.73	\$3.28	N/A	N/A	N/A	\$0.00	\$0.00	\$19.01	\$51.57
2	AEI Resources	08 , Ky , 193	Perry, Ky	UR	9,363	\$24.93	N/A	\$16.38	\$3.28	N/A	N/A	N/A	\$0.00	\$0.00	\$19.66	\$44.59
3	AEI Resources	08 , Ky , 195	Pike, Ky	UR	9,790	\$24.50	N/A	\$15.36	\$3.28	N/A	N/A	N/A	\$0.00	\$0.00	\$18.64	\$43.14
4	Quaker Coal Company, Inc.	08 , Ky , 195	Pike, Ky	UR	58,247	\$25.35	N/A	\$15.36	\$3.28	N/A	N/A	N/A	\$0.00	\$0.00	\$18.64	\$43.99
5	Transfer Facility	N/A	Plaquemines Parrish, La	OB	99,237	\$41.54	N/A	N/A	N/A	N/A	N/A	N/A	\$0.00	\$0.00	\$8.24	\$49.78

**MONTHLY REPORT OF COST AND QUALITY OF COAL FOR ELECTRIC PLANTS
ORIGIN, TONNAGE, DELIVERED PRICE AND AS RECEIVED QUALITY**

1. Report for: Mo. September 2000

2. Reporting Company: Florida Power Corporation


3. Plant Name: Transfer Facility - IMT

4. Name, Title and Telephone Number of Contact
Person Concerning Data Submitted on this Form
Delmar J. Clark Jr., Senior Financial Analyst - Regulatory
(727) 824-6616

5. Signature of Official Submitting Report


Delmar J. Clark Jr., Senior Financial Analyst - Regulatory

6. Date Completed: November 15, 2000



Line No.	Supplier Name	Mine Location	Shipping Point	Transportation Mode	Tons	Effective Purchase Price (\$/Ton)	Additional Shorthaul & Loading Charges (\$/Ton)	Rail Rate (\$/Ton)	Other Rail Charges (\$/Ton)	River Barge Rate (\$/Ton)	Trans-loading Rate (\$/Ton)	Ocean Barge Rate (\$/Ton)	Other Water Charges (\$/Ton)	Other Related Charges (\$/Ton)	Transportation Charges (\$/Ton)	F.O.B. Plant Price (\$/Ton)
1	A. T. Massey Coal Co.	08 , Ky , 195	Pike, Ky	TR&B	9,577	\$24.60	N/A	N/A	N/A	N/A	N/A	N/A	N/A	N/A	\$17.23	\$41.83
2	A. T. Massey Coal Co.	08 , Wv , 5	Boone, Wv	TR&B	41,146	\$24.60	N/A	N/A	N/A	N/A	N/A	N/A	N/A	N/A	\$17.23	\$41.83
3	Sandy River Synfuel, LLC	08 , Wv , 99	Wayne, Wv	B	48,822	\$27.71	N/A	N/A	N/A	N/A	N/A	N/A	N/A	N/A	\$17.23	\$44.94
4	Black Hawk Synfuel LLC	08 , Wv , 39	Kanawha, Wv	B	45,221	\$19.23	N/A	N/A	N/A	N/A	N/A	N/A	N/A	N/A	\$17.23	\$36.46
5	Black Hawk Synfuel LLC	08 , Wv , 39	Kanawha, Wv	B	12,347	\$21.83	N/A	N/A	N/A	N/A	N/A	N/A	N/A	N/A	\$17.23	\$39.06
6	Black Hawk Synfuel LLC	08 , Wv , 39	Kanawha, Wv	B	1,528	\$21.77	N/A	N/A	N/A	N/A	N/A	N/A	N/A	N/A	\$17.23	\$39.00

**MONTHLY REPORT OF COST AND QUALITY OF COAL FOR ELECTRIC PLANTS
REPORT OF ADJUSTMENTS TO PREVIOUS COAL DELIVERIES**

1. Report for: Mo. September 2000

2. Reporting Company: Florida Power Corporation

3. Plant Name: Crystal River 1 & 2

4. Name, Title and Telephone Number of Contact
Person Concerning Data Submitted on this Form
Delmar J. Clark Jr., Senior Financial Analyst - Regulatory
(727) 824-6616

5. Signature of Official Submitting Report

**STRICTLY
CONFIDENTIAL**

Delmar J. Clark Jr., Senior Financial Analyst - Regulatory

6. Date Completed: November 15, 2000

Line No.	Month Reported	Form Plant Name	Intended Generating Plant	Supplier	Original Line Number	Old Volume (tons)	Form No.	Column Title	Old Value	New Value	New F.O.B. Plant Price	Reason for Revision
(a)	(b)	(c)	(d)	(e)	(f)	(g)	(h)	(i)	(j)	(k)	(l)	(m)
1	04/00	CR1&2	CR1&2	Consol, Inc.	1	9,656	2A	(k) Quality Adjustments	\$ -	\$ 0.19	\$ 39.43	Quality Adjustment
2	05/00	CR1&2	CR1&2	A. T. Massey Coal Co.	1	69,866	2A	(k) Quality Adjustments	\$ -	\$ 0.07	\$ 41.20	Quality Adjustment

MONTHLY REPORT OF COST AND QUALITY OF COAL FOR ELECTRIC PLANTS
 REPORT OF ADJUSTMENTS TO PREVIOUS COAL DELIVERIES

1. Report for: Mo. September 2000

2. Reporting Company: Florida Power Corporation

3. Plant Name: Crystal River 4 & 5

4. Name, Title and Telephone Number of Contact
 Person Concerning Data Submitted on this Form
 Delmar J. Clark Jr., Senior Financial Analyst - Regulatory
 (727) 824-6616

STRICTLY
 CONFIDENTIAL

5. Signature of Official Submitting Report


 Delmar J. Clark Jr., Senior Financial Analyst - Regulatory

6. Date Completed: November 15, 2000

Line No.	Month Reported	Form Plant Name	Intended Generating Plant	Supplier	Original Line Number	Old Volume (tons)	Form No.	Column Title	Old Value	New Value	New F.O.B. Plant Price	Reason for Revision
(a)	(b)	(c)	(d)	(e)	(f)	(g)	(h)	(i)	(j)	(k)	(l)	(m)
1	07/00	CR4&5	CR4&5	AEI Resources	3	9,474	2A	(k) Quality Adjustments	\$ -	\$ 0.87	\$ 44.13/	Quality Adjustment
2	08/00	CR4&5	CR4&5	AEI Resources	2	9,621	2A	(k) Quality Adjustments	\$ -	\$ 0.46	\$ 43.25/	Quality Adjustment

MONTHLY REPORT OF COST AND QUALITY OF COAL FOR ELECTRIC PLANTS
 REPORT OF ADJUSTMENTS TO PREVIOUS COAL DELIVERIES

1. Report for: Mo. September 2000

2. Reporting Company: Florida Power Corporation

3. Plant Name: Transfer Facility - IMT

4. Name, Title and Telephone Number of Contact
 Person Concerning Data Submitted on this Form
 Delmar J. Clark Jr., Senior Financial Analyst - Regulatory
 (727) 824-6616



5. Signature of Official Submitting Report

Delmar J. Clark Jr.

Delmar J. Clark Jr., Senior Financial Analyst - Regulatory

6. Date Completed: November 15, 2000

Line No.	Month Reported	Form Plant Name	Intended Generating Plant	Supplier	Original Line Number	Old Volume (tons)	Form No.	Column Title	Old Value	New Value	New F.O.B. Plant Price	Reason for Revision
(a)	(b)	(c)	(d)	(e)	(f)	(g)	(h)	(i)	(j)	(k)	(l)	(m)
1	01/00	Transfer Facility-IMT		A. T. Massey Coal Co.	2	21,404	2A	(k) Quality Adjustments	\$ -	\$ 0.06	\$ 41.89 ✓	Quality Adjustment
2	01/00	Transfer Facility-IMT		A. T. Massey Coal Co.	1	9,039	2A	(k) Quality Adjustments	\$ -	\$ 0.17	\$ 42.00 ✓	Quality Adjustment
3	02/00	Transfer Facility-IMT		A. T. Massey Coal Co.	1	19,334	2A	(k) Quality Adjustments	\$ -	\$ 0.26	\$ 42.09 ✓	Quality Adjustment
4	03/00	Transfer Facility-IMT		A. T. Massey Coal Co.	2	54,243	2A	(k) Quality Adjustments	\$ -	\$ 0.07	\$ 41.90 ✓	Quality Adjustment
5	03/00	Transfer Facility-IMT		A. T. Massey Coal Co.	1	28,586	2A	(k) Quality Adjustments	\$ -	\$ (0.04)	\$ 41.79 ✓	Quality Adjustment
6	04/00	Transfer Facility-IMT		A. T. Massey Coal Co.	2	51,204	2A	(k) Quality Adjustments	\$ -	\$ 0.03	\$ 41.86 ✓	Quality Adjustment
7	04/00	Transfer Facility-IMT		A. T. Massey Coal Co.	1	20,071	2A	(k) Quality Adjustments	\$ -	\$ 0.07	\$ 41.90 ✓	Quality Adjustment
8	05/00	Transfer Facility-IMT		A. T. Massey Coal Co.	2	43,689	2A	(k) Quality Adjustments	\$ -	\$ (0.09)	\$ 41.74 ✓	Quality Adjustment
9	05/00	Transfer Facility-IMT		A. T. Massey Coal Co.	1	19,124	2A	(k) Quality Adjustments	\$ -	\$ 0.12	\$ 41.95 ✓	Quality Adjustment