

ORIGINAL **BELLSOUTH**

BellSouth Telecommunications, Inc.

Regulatory & External Affairs

150 South Monroe Street

Suite 400

Tallahassee, FL 32301-1556

marshall.criser@bellsouth.com

Marshall M. Criser III

Vice President

Regulatory & External Affairs

840 224 7798

Fax 850 224 5073

March 17, 2004

Mrs. Blanca S. Bayo

Director, Division of the Commission Clerk and Administrative Services

Florida Public Service Commission

2540 Shumard Oak Boulevard

Tallahassee, Florida 32399

040242-TP

RECEIVED - FPSC
04 MAR 17 PM 4:42
COMMISSION
CLERK

Re: Approval of Interconnection, Unbundling, Resale and Collocation Agreement between BellSouth Telecommunications, Inc. and ReTel Communications, Inc.

Dear Ms. Bayo:

Please find enclosed for filing and approval, the original and two copies of the Interconnection, Unbundling, Resale and Collocation Agreement between BellSouth Telecommunications, Inc. (BellSouth) and ReTel Communications, Inc.

If you have any questions please do not hesitate to contact Robyn Holland at (850) 222-9380.

Very truly yours,

Marshall M. Criser, III

Regulatory Vice President

(RH)

RECEIVED & FILED

dh

FPSC-BUREAU OF RECORDS

DOCUMENT NUMBER - DATE

03609 MAR 17 3

FPSC-COMMISSION CLERK

BELLSOUTH® / OLEEC Agreement

Customer Name: ReTel Communications, Inc.

ReTel Communications, Inc.	2
Table_of_Contents	3
General_Terms_and_Conditions	5
Signature Page	24
Att_1_-_Resale	25
Att_1_-_Resale_Discounts_and_Rates	48
Att_2_-_UNEs	49
Att_2_-_UNE_Rates	120
Att_3_-_Network_Interconnection	164
Att_3_-_Local_Interconnection_Rates	193
Att_4_-_Collocation_-_Central_Office	194
Att_4_-_Collocation_-_Remote_Site	227
Att_4_-_Collocation_Rates	258
Att_5_-_Access_to_Numbers_and_Number_Portability	262
Att_6_-_Ordering	266
Att_7_-_Billing	273
Att_7_-_ODUF_ADUF_EODUF_CMDS_Rates	290
Att_8_-_Rights_of_Way	291
Att_9_-_Performance_Measurements	293
Att_10_-_Disaster_Recovery_Plan	295
Att_11_-_BFR_and_NBR_Process	304

By and Between
BellSouth Telecommunications, Inc.
And
ReTel Communications, Inc.

TABLE OF CONTENTS

General Terms and Conditions

- Definitions
- 1. CLEC Certification
- 2. Term of the Agreement
- 3. Operational Support Systems
- 4. Parity
- 5. White Pages Listings
- 6. Court Ordered Requests for Call Detail Records and Other Subscriber Information
- 7. Liability and Indemnification
- 8. Intellectual Property Rights and Indemnification
- 9. Proprietary and Confidential Information
- 10. Resolution of Disputes
- 11. Taxes
- 12. Force Majeure
- 13. Adoption of Agreements
- 14. Modification of Agreement
- 15. Non-waiver of Legal Rights
- 16. Indivisibility
- 17. Waivers
- 18. Governing Law
- 19. Assignments
- 20. Notices
- 21. Rule of Construction
- 22. Headings of No Force or Effect
- 23. Multiple Counterparts
- 24. Filing of Agreement
- 25. Compliance with Applicable Law
- 26. Necessary Approvals
- 27. Good Faith Performance
- 28. Nonexclusive Dealings
- 29. Rate True-Up
- 30. Survival
- 31. Entire Agreement

TABLE OF CONTENTS (cont'd)

Attachment 1 - Resale

Attachment 2 - Network Elements and Other Services

Attachment 3 - Network Interconnection

Attachment 4 - Physical Collocation

Attachment 5 - Access to Numbers and Number Portability

Attachment 6 – Pre-Ordering, Ordering, Provisioning, Maintenance and Repair

Attachment 7 - Billing

Attachment 8 - Rights-of-Way, Conduits and Pole Attachments

Attachment 9 - Performance Measurements

Attachment 10- BellSouth Disaster Recovery Plan

Attachment 11–Bona Fide Request/New Business Request Process

AGREEMENT GENERAL TERMS AND CONDITIONS

THIS AGREEMENT is made by and between BellSouth Telecommunications, Inc., (BellSouth), a Georgia corporation, and ReTel Communications, Inc., (ReTel), a Florida corporation, and shall be effective on the Effective Date, as defined herein. This Agreement may refer to either BellSouth or ReTel or both as a "Party" or "Parties."

W I T N E S S E T H

WHEREAS, BellSouth is a local exchange telecommunications company authorized to provide telecommunications services in the states of Alabama, Florida, Georgia, Kentucky, Louisiana, Mississippi, North Carolina, South Carolina and Tennessee; and

WHEREAS, ReTel is or seeks to become a CLEC authorized to provide telecommunications services in the state of Florida; and

WHEREAS, ReTel wishes to resell BellSouth's telecommunications services and purchase network elements and other services, and, solely in connection therewith, may wish to utilize collocation space as set forth in Attachment 4 of this Agreement; and

WHEREAS, the Parties wish to interconnect their facilities and exchange traffic pursuant to Sections 251 and 252 of the Act.

NOW THEREFORE, in consideration of the mutual agreements contained herein, BellSouth and ReTel agree as follows:

Definitions

Affiliate is defined as a person that (directly or indirectly) owns or controls, is owned or controlled by, or is under common ownership or control with, another person. For purposes of this paragraph, the term "own" means to own an equity interest (or equivalent thereof) of more than 10 percent.

Commission is defined as the appropriate regulatory agency in each state of BellSouth's nine-state region (Alabama, Florida, Georgia, Kentucky, Louisiana, Mississippi, North Carolina, South Carolina, and Tennessee).

Competitive Local Exchange Carrier (CLEC) means a telephone company certificated by the Commission to provide local exchange service within BellSouth's franchised area.

Effective Date is defined as the date that the Agreement is effective for purposes of rates, terms and conditions and shall be thirty (30) days after the date of the last

signature executing the Agreement. Future amendments for rate changes will also be effective thirty (30) days after the date of the last signature executing the amendment.

End User means the ultimate user of the Telecommunications Service.

FCC means the Federal Communications Commission.

General Terms and Conditions means this document including all of the terms, provisions and conditions set forth herein.

Telecommunications means the transmission, between or among points specified by the user, of information of the user's choosing, without change in the form or content of the information as sent and received.

Telecommunications Service means the offering of telecommunications for a fee directly to the public, or to such classes of users as to be effectively available directly to the public, regardless of the facilities used.

Telecommunications Act of 1996 (Act) means Public Law 104-104 of the United States Congress effective February 8, 1996. The Act amended the Communications Act of 1934 (47 U.S.C. Section 1 et. seq.).

1. CLEC Certification

- 1.1 Prior to execution of this Agreement, ReTel agrees to provide BellSouth in writing ReTel's CLEC certification for Florida prior to BellSouth filing this Agreement with the Commission for approval.

2. Term of the Agreement

- 2.1 The term of this Agreement shall be three years, beginning on the Effective Date and shall apply to the BellSouth territory in the state of Florida. Notwithstanding any prior agreement of the Parties, the rates, terms and conditions of this Agreement shall not be applied retroactively prior to the Effective Date.
- 2.2 The Parties agree that by no earlier than two hundred seventy (270) days and no later than one hundred and eighty (180) days prior to the expiration of this Agreement, they shall commence negotiations for a new agreement to be effective beginning on the expiration date of this Agreement (Subsequent Agreement).
- 2.3 If, within one hundred and thirty-five (135) days of commencing the negotiation referred to in Section 2.2 above, the Parties are unable to negotiate new terms, conditions and prices for a Subsequent Agreement, either Party may petition the Commission to establish appropriate terms, conditions and prices for the Subsequent Agreement pursuant to 47 U.S.C. 252.

2.4 If, as of the expiration of this Agreement, a Subsequent Agreement has not been executed by the Parties, this Agreement shall terminate. Upon termination of this Agreement, BellSouth shall continue to offer services to ReTel pursuant to the terms, conditions and rates set forth in BellSouth's then current standard interconnection agreement. In the event that BellSouth's standard interconnection agreement becomes effective as between the Parties, the Parties may continue to negotiate a Subsequent Agreement or arbitrate disputed issues to reach a Subsequent Agreement as set forth in Section 2.3 above, and the terms of such Subsequent Agreement shall be effective as of the effective date as stated in the Subsequent Agreement.

3. Operational Support Systems

ReTel shall pay charges for Operational Support Systems (OSS) as set forth in this Agreement.

4. Parity

When ReTel purchases Telecommunications Services from BellSouth pursuant to Attachment 1 of this Agreement for the purposes of resale to End Users, such services shall be equal in quality, subject to the same conditions, and provided within the same provisioning time intervals that BellSouth provides to its Affiliates, subsidiaries and End Users. To the extent technically feasible, the quality of a Network Element, as well as the quality of the access to such Network Element provided by BellSouth to ReTel shall be at least equal in quality to that which BellSouth provides to itself, its Affiliates or any other Telecommunications carrier. The quality of the interconnection between the network of BellSouth and the network of ReTel shall be at a level that is equal to that which BellSouth provides itself, a subsidiary, an Affiliate, or any other party. The interconnection facilities shall be designed to meet the same technical criteria and service standards that are used within BellSouth's network and shall extend to a consideration of service quality as perceived by BellSouth's End Users and service quality as perceived by ReTel.

5. White Pages Listings

5.1 BellSouth shall provide ReTel and its customers access to white pages directory listings under the following terms:

5.1.1 Listings. ReTel shall provide all new, changed and deleted listings on a timely basis and BellSouth or its agent will include ReTel residential and business customer listings in the appropriate White Pages (residential and business) or alphabetical directories in the geographic areas covered by this Agreement. Directory listings will make no distinction between ReTel and BellSouth subscribers.

5.1.2 Rates. So long as ReTel provides subscriber listing information (SLI) to BellSouth in accordance with Section 5.2 below, BellSouth shall provide to ReTel one (1)

primary White Pages listing per ReTel subscriber at no charge other than applicable service order charges as set forth in BellSouth's tariffs.

- 5.2 Procedures for Submitting ReTel SLI are found in The BellSouth Business Rules for Local Ordering.
- 5.2.1 ReTel authorizes BellSouth to release all ReTel SLI provided to BellSouth by ReTel to qualifying third parties via either license agreement or BellSouth's Directory Publishers Database Service (DPDS), General Subscriber Services Tariff (GSST), Section A38.2, as the same may be amended from time to time. Such ReTel SLI shall be intermingled with BellSouth's own customer listings and listings of any other CLEC that has authorized a similar release of SLI.
- 5.2.2 No compensation shall be paid to ReTel for BellSouth's receipt of ReTel SLI, or for the subsequent release to third parties of such SLI. In addition, to the extent BellSouth incurs costs to modify its systems to enable the release of ReTel's SLI, or costs on an ongoing basis to administer the release of ReTel SLI, ReTel shall pay to BellSouth its proportionate share of the reasonable costs associated therewith. At any time that costs may be incurred to administer the release of ReTel's SLI, ReTel will be notified. If ReTel does not wish to pay its proportionate share of these reasonable costs, ReTel may instruct BellSouth that it does not wish to release its SLI to independent publishers, and ReTel shall amend this Agreement accordingly. ReTel will be liable for all costs incurred until the effective date of the amendment.
- 5.2.3 Neither BellSouth nor any agent shall be liable for the content or accuracy of any SLI provided by ReTel under this Agreement. ReTel shall indemnify, hold harmless and defend BellSouth and its agents from and against any damages, losses, liabilities, demands, claims, suits, judgments, costs and expenses (including but not limited to reasonable attorneys' fees and expenses) arising from BellSouth's tariff obligations or otherwise and resulting from or arising out of any third party's claim of inaccurate ReTel listings or use of the SLI provided pursuant to this Agreement. BellSouth may forward to ReTel any complaints received by BellSouth relating to the accuracy or quality of ReTel listings.
- 5.2.4 Listings and subsequent updates will be released consistent with BellSouth system changes and/or update scheduling requirements.
- 5.3 Unlisted/Non-Published Subscribers. ReTel will be required to provide to BellSouth the names, addresses and telephone numbers of all ReTel customers who wish to be omitted from directories. Unlisted/Non-Published SLI will be subject to the rates as set forth in BellSouth's GSST.
- 5.4 Inclusion of ReTel End Users in Directory Assistance Database. BellSouth will include and maintain ReTel subscriber listings in BellSouth's Directory Assistance databases at no recurring charge and ReTel shall provide such Directory Assistance listings to BellSouth at no recurring charge.

5.5 Listing Information Confidentiality. BellSouth will afford ReTel's directory listing information the same level of confidentiality that BellSouth affords its own directory listing information.

5.6 Additional and Designer Listings. Additional and designer listings will be offered by BellSouth at tariffed rates as set forth in the GSST.

5.7 Directories. BellSouth or its agent shall make available White Pages directories to ReTel subscribers at no charge or as specified in a separate agreement with BellSouth's agent.

6. **Court Ordered Requests for Call Detail Records and Other Subscriber Information**

6.1 Subpoenas Directed to BellSouth. Where BellSouth provides resold services or local switching for ReTel, BellSouth shall respond to subpoenas and court ordered requests delivered directly to BellSouth for the purpose of providing call detail records when the targeted telephone numbers belong to ReTel End Users. Billing for such requests will be generated by BellSouth and directed to the law enforcement agency initiating the request. BellSouth shall maintain such information for ReTel End Users for the same length of time it maintains such information for its own End Users.

6.2 Subpoenas Directed to ReTel. Where BellSouth is providing to ReTel Telecommunications Services for resale or providing to ReTel the local switching function, then ReTel agrees that in those cases where ReTel receives subpoenas or court ordered requests regarding targeted telephone numbers belonging to ReTel End Users, and where ReTel does not have the requested information, ReTel will advise the law enforcement agency initiating the request to redirect the subpoena or court ordered request to BellSouth for handling in accordance with 6.1 above.

6.3 In all other instances, where either Party receives a request for information involving the other Party's End User, the Party receiving the request will advise the law enforcement agency initiating the request to redirect such request to the other Party.

7. **Liability and Indemnification**

7.1 ReTel Liability. In the event that ReTel consists of two (2) or more separate entities as set forth in this Agreement and/or any Amendments hereto, all such entities shall be jointly and severally liable for the obligations of ReTel under this Agreement.

7.2 Liability for Acts or Omissions of Third Parties. BellSouth shall not be liable to ReTel for any act or omission of another Telecommunications company providing services to ReTel.

- 7.3 Limitation of Liability
- 7.3.1 Except for any indemnification obligations of the Parties hereunder, each Party's liability to the other for any loss, cost, claim, injury, liability or expense, including reasonable attorneys' fees relating to or arising out of any negligent act or omission in its performance of this Agreement, whether in contract or in tort, shall be limited to a credit for the actual cost of the services or functions not performed or improperly performed.
- 7.3.2 Limitations in Tariffs. A Party may, in its sole discretion, provide in its tariffs and contracts with its End Users and third parties that relate to any service, product or function provided or contemplated under this Agreement, that to the maximum extent permitted by Applicable Law, such Party shall not be liable to the End User or third party for (i) any loss relating to or arising out of this Agreement, whether in contract, tort or otherwise, that exceeds the amount such Party would have charged that applicable person for the service, product or function that gave rise to such loss and (ii) consequential damages. To the extent that a Party elects not to place in its tariffs or contracts such limitations of liability, and the other Party incurs a loss as a result thereof, such Party shall indemnify and reimburse the other Party for that portion of the loss that would have been limited had the first Party included in its tariffs and contracts the limitations of liability that such other Party included in its own tariffs at the time of such loss.
- 7.3.3 Neither BellSouth nor ReTel shall be liable for damages to the other Party's terminal location, equipment or End User premises resulting from the furnishing of a service, including, but not limited to, the installation and removal of equipment or associated wiring, except to the extent caused by a Party's negligence or willful misconduct or by a Party's failure to ground properly a local loop after disconnection.
- 7.3.4 Under no circumstance shall a Party be responsible or liable for indirect, incidental, or consequential damages, including, but not limited to, economic loss or lost business or profits, damages arising from the use or performance of equipment or software, or the loss of use of software or equipment, or accessories attached thereto, delay, error, or loss of data. In connection with this limitation of liability, each Party recognizes that the other Party may, from time to time, provide advice, make recommendations, or supply other analyses related to the services or facilities described in this Agreement, and, while each Party shall use diligent efforts in this regard, the Parties acknowledge and agree that this limitation of liability shall apply to provision of such advice, recommendations, and analyses.
- 7.3.5 To the extent any specific provision of this Agreement purports to impose liability, or limitation of liability, on either Party different from or in conflict with the liability or limitation of liability set forth in this Section, then with respect to any facts or circumstances covered by such specific provisions, the liability or limitation of liability contained in such specific provision shall apply.

- 7.4 Indemnification for Certain Claims. The Party providing services hereunder, its Affiliates and its parent company, shall be indemnified, defended and held harmless by the Party receiving services hereunder against any claim, loss or damage arising from the receiving Party's use of the services provided under this Agreement pertaining to (1) claims for libel, slander or invasion of privacy arising from the content of the receiving Party's own communications, or (2) any claim, loss or damage claimed by the End User of the Party receiving services arising from such company's use or reliance on the providing Party's services, actions, duties, or obligations arising out of this Agreement.
- 7.5 Disclaimer. EXCEPT AS SPECIFICALLY PROVIDED TO THE CONTRARY IN THIS AGREEMENT, NEITHER PARTY MAKES ANY REPRESENTATIONS OR WARRANTIES TO THE OTHER PARTY CONCERNING THE SPECIFIC QUALITY OF ANY SERVICES, OR FACILITIES PROVIDED UNDER THIS AGREEMENT. THE PARTIES DISCLAIM, WITHOUT LIMITATION, ANY WARRANTY OR GUARANTEE OF MERCHANTABILITY OR FITNESS FOR A PARTICULAR PURPOSE, ARISING FROM COURSE OF PERFORMANCE, COURSE OF DEALING, OR FROM USAGES OF TRADE.

8. Intellectual Property Rights and Indemnification

- 8.1 No License. No patent, copyright, trademark or other proprietary right is licensed, granted or otherwise transferred by this Agreement. The Parties are strictly prohibited from any use, including but not limited to, in the selling, marketing, promoting or advertising of telecommunications services, of any name, service mark, logo or trademark (collectively, the "Marks") of the Other Party. The Marks include those Marks owned directly by a Party or its Affiliate(s) and those Marks that a Party has a legal and valid license to use. The Parties acknowledge that they are separate and distinct and that each provides a separate and distinct service and agree that neither Party may, expressly or impliedly, state, advertise or market that it is or offers the same service as the Other Party or engage in any other activity that may result in a likelihood of confusion between its own service and the service of the Other Party.
- 8.2 Ownership of Intellectual Property. Any intellectual property that originates from or is developed by a Party shall remain the exclusive property of that Party. Except for a limited, non-assignable, non-exclusive, non-transferable license to use patents or copyrights to the extent necessary for the Parties to use any facilities or equipment (including software) or to receive any service solely as provided under this Agreement, no license in patent, copyright, trademark or trade secret, or other proprietary or intellectual property right, now or hereafter owned, controlled or licensable by a Party, is granted to the other Party. Neither shall it be implied nor arise by estoppel. Any trademark, copyright or other proprietary notices appearing in association with the use of any facilities or equipment (including software) shall remain on the documentation, material, product, service, equipment or software. It is the responsibility of each Party to ensure at no additional cost to the other Party

that it has obtained any necessary licenses in relation to intellectual property of third Parties used in its network that may be required to enable the other Party to use any facilities or equipment (including software), to receive any service, or to perform its respective obligations under this Agreement.

8.3 Intellectual Property Remedies

8.3.1 Indemnification. The Party providing a service pursuant to this Agreement will defend the Party receiving such service or data provided as a result of such service against claims of infringement arising solely from the use by the receiving Party of such service in the manner contemplated under this Agreement and will indemnify the receiving Party for any damages awarded based solely on such claims in accordance with Section 7 preceding.

8.3.2 Claim of Infringement. In the event that use of any facilities or equipment (including software), becomes, or in the reasonable judgment of the Party who owns the affected network is likely to become, the subject of a claim, action, suit, or proceeding based on intellectual property infringement, then said Party shall promptly and at its sole expense and sole option, but subject to the limitations of liability set forth below:

8.3.2.1 modify or replace the applicable facilities or equipment (including software) while maintaining form and function, or

8.3.2.2 obtain a license sufficient to allow such use to continue.

8.3.2.3 In the event Section 8.3.2.1 or 8.3.2.2 are commercially unreasonable, then said Party may terminate, upon reasonable notice, this contract with respect to use of, or services provided through use of, the affected facilities or equipment (including software), but solely to the extent required to avoid the infringement claim.

8.3.3 Exception to Obligations. Neither Party's obligations under this Section shall apply to the extent the infringement is caused by: (i) modification of the facilities or equipment (including software) by the indemnitee; (ii) use by the indemnitee of the facilities or equipment (including software) in combination with equipment or facilities (including software) not provided or authorized by the indemnitor, provided the facilities or equipment (including software) would not be infringing if used alone; (iii) conformance to specifications of the indemnitee which would necessarily result in infringement; or (iv) continued use by the indemnitee of the affected facilities or equipment (including software) after being placed on notice to discontinue use as set forth herein.

8.3.4 Exclusive Remedy. The foregoing shall constitute the Parties' sole and exclusive remedies and obligations with respect to a third party claim of intellectual property infringement arising out of the conduct of business under this Agreement.

8.4 Dispute Resolution. Any claim arising under this Section 8 shall be excluded from the dispute resolution procedures set forth in Section 10 and shall be brought in a court of competent jurisdiction.

9. **Proprietary and Confidential Information**

9.1 Proprietary and Confidential Information. It may be necessary for BellSouth and ReTel, each as the “Discloser,” to provide to the other Party, as “Recipient,” certain proprietary and confidential information (including trade secret information) including but not limited to technical, financial, marketing, staffing and business plans and information, strategic information, proposals, request for proposals, specifications, drawings, maps, prices, costs, costing methodologies, procedures, processes, business systems, software programs, techniques, customer account data, call detail records and like information (collectively the “Information”). All such Information conveyed in writing or other tangible form shall be clearly marked with a confidential or proprietary legend. Information conveyed orally by the Discloser to Recipient shall be designated as proprietary and confidential at the time of such oral conveyance, shall be reduced to writing by the Discloser within forty-five (45) days thereafter, and shall be clearly marked with a confidential or proprietary legend.

9.2 Use and Protection of Information. Recipient agrees to protect such Information of the Discloser provided to Recipient from whatever source from distribution, disclosure or dissemination to anyone except employees of Recipient with a need to know such Information solely in conjunction with Recipient’s analysis of the Information and for no other purpose except as authorized herein or as otherwise authorized in writing by the Discloser. Recipient will not make any copies of the Information inspected by it.

9.3 Exceptions. Recipient will not have an obligation to protect any portion of the Information which:

9.3.1 (a) is made publicly available by the Discloser or lawfully by a nonparty to this Agreement; (b) is lawfully obtained by Recipient from any source other than Discloser; (c) is previously known to Recipient without an obligation to keep it confidential; or (d) is released from the terms of this Agreement by Discloser upon written notice to Recipient.

9.4 Recipient agrees to use the Information solely for the purposes of negotiations pursuant to 47 U.S.C. 251 or in performing its obligations under this Agreement and for no other entity or purpose, except as may be otherwise agreed to in writing by the Parties. Nothing herein shall prohibit Recipient from providing information requested by the FCC or a state regulatory agency with jurisdiction over this matter, or to support a request for arbitration or an allegation of failure to negotiate in good faith.

- 9.5 Recipient agrees not to publish or use the Information for any advertising, sales or marketing promotions, press releases, or publicity matters that refer either directly or indirectly to the Information or to the Discloser or any of its affiliated companies.
- 9.6 The disclosure of Information neither grants nor implies any license to the Recipient under any trademark, patent, copyright, application or other intellectual property right that is now or may hereafter be owned by the Discloser.
- 9.7 Survival of Confidentiality Obligations. The Parties' rights and obligations under this Section 9 shall survive and continue in effect until two (2) years after the expiration or termination date of this Agreement with regard to all Information exchanged during the term of this Agreement. Thereafter, the Parties' rights and obligations hereunder survive and continue in effect with respect to any Information that is a trade secret under applicable law.

10. Resolution of Disputes

Except as otherwise stated in this Agreement, if any dispute arises as to the interpretation of any provision of this Agreement or as to the proper implementation of this Agreement, the aggrieved Party shall petition the Commission for a resolution of the dispute. However, each Party reserves any rights it may have to seek judicial review of any ruling made by the Commission concerning this Agreement.

11. Taxes

- 11.1 Definition. For purposes of this Section, the terms "taxes" and "fees" shall include but not be limited to federal, state or local sales, use, excise, gross receipts or other taxes or tax-like fees of whatever nature and however designated (including tariff surcharges and any fees, charges or other payments, contractual or otherwise, for the use of public streets or rights of way, whether designated as franchise fees or otherwise) imposed, or sought to be imposed, on or with respect to the services furnished hereunder or measured by the charges or payments therefore, excluding any taxes levied on income.
- 11.2 Taxes and Fees Imposed Directly On Either Providing Party or Purchasing Party.
- 11.2.1 Taxes and fees imposed on the providing Party, which are not permitted or required to be passed on by the providing Party to its customer, shall be borne and paid by the providing Party.
- 11.2.2 Taxes and fees imposed on the purchasing Party, which are not required to be collected and/or remitted by the providing Party, shall be borne and paid by the purchasing Party.
- 11.3 Taxes and Fees Imposed on Purchasing Party But Collected And Remitted By Providing Party.

- 11.3.1 Taxes and fees imposed on the purchasing Party shall be borne by the purchasing Party, even if the obligation to collect and/or remit such taxes or fees is placed on the providing Party.
- 11.3.2 To the extent permitted by applicable law, any such taxes and/or fees shall be shown as separate items on applicable billing documents between the Parties. Notwithstanding the foregoing, the purchasing Party shall remain liable for any such taxes and fees regardless of whether they are actually billed by the providing Party at the time that the respective service is billed.
- 11.3.3 If the purchasing Party determines that in its opinion any such taxes or fees are not payable, the providing Party shall not bill such taxes or fees to the purchasing Party if the purchasing Party provides written certification, reasonably satisfactory to the providing Party, stating that it is exempt or otherwise not subject to the tax or fee, setting forth the basis therefor, and satisfying any other requirements under applicable law. If any authority seeks to collect any such tax or fee that the purchasing Party has determined and certified not to be payable, or any such tax or fee that was not billed by the providing Party, the purchasing Party may contest the same in good faith, at its own expense. In any such contest, the purchasing Party shall promptly furnish the providing Party with copies of all filings in any proceeding, protest, or legal challenge, all rulings issued in connection therewith, and all correspondence between the purchasing Party and the taxing authority.
- 11.3.4 In the event that all or any portion of an amount sought to be collected must be paid in order to contest the imposition of any such tax or fee, or to avoid the existence of a lien on the assets of the providing Party during the pendency of such contest, the purchasing Party shall be responsible for such payment and shall be entitled to the benefit of any refund or recovery.
- 11.3.5 If it is ultimately determined that any additional amount of such a tax or fee is due to the imposing authority, the purchasing Party shall pay such additional amount, including any interest and penalties thereon.
- 11.3.6 Notwithstanding any provision to the contrary, the purchasing Party shall protect, indemnify and hold harmless (and defend at the purchasing Party's expense) the providing Party from and against any such tax or fee, interest or penalties thereon, or other charges or payable expenses (including reasonable attorney fees) with respect thereto, which are incurred by the providing Party in connection with any claim for or contest of any such tax or fee.
- 11.3.7 Each Party shall notify the other Party in writing of any assessment, proposed assessment or other claim for any additional amount of such a tax or fee by a taxing authority; such notice to be provided, if possible, at least ten (10) days prior to the date by which a response, protest or other appeal must be filed, but in no event later than thirty (30) days after receipt of such assessment, proposed assessment or claim.

- 11.4 Taxes and Fees Imposed on Providing Party But Passed On To Purchasing Party.
- 11.4.1 Taxes and fees imposed on the providing Party, which are permitted or required to be passed on by the providing Party to its customer, shall be borne by the purchasing Party.
- 11.4.2 To the extent permitted by applicable law, any such taxes and/or fees shall be shown as separate items on applicable billing documents between the Parties. Notwithstanding the foregoing, the purchasing Party shall remain liable for any such taxes and fees regardless of whether they are actually billed by the providing Party at the time that the respective service is billed.
- 11.4.3 If the purchasing Party disagrees with the providing Party's determination as to the application or basis for any such tax or fee, the Parties shall consult with respect to the imposition and billing of such tax or fee. Notwithstanding the foregoing, the providing Party shall retain ultimate responsibility for determining whether and to what extent any such taxes or fees are applicable, and the purchasing Party shall abide by such determination and pay such taxes or fees to the providing Party. The providing Party shall further retain ultimate responsibility for determining whether and how to contest the imposition of such taxes and fees; provided, however, that any such contest undertaken at the request of the purchasing Party shall be at the purchasing Party's expense.
- 11.4.4 In the event that all or any portion of an amount sought to be collected must be paid in order to contest the imposition of any such tax or fee, or to avoid the existence of a lien on the assets of the providing Party during the pendency of such contest, the purchasing Party shall be responsible for such payment and shall be entitled to the benefit of any refund or recovery.
- 11.4.5 If it is ultimately determined that any additional amount of such a tax or fee is due to the imposing authority, the purchasing Party shall pay such additional amount, including any interest and penalties thereon.
- 11.4.6 Notwithstanding any provision to the contrary, the purchasing Party shall protect, indemnify and hold harmless (and defend at the purchasing Party's expense) the providing Party from and against any such tax or fee, interest or penalties thereon, or other reasonable charges or payable expenses (including reasonable attorneys' fees) with respect thereto, which are incurred by the providing Party in connection with any claim for or contest of any such tax or fee.
- 11.4.7 Each Party shall notify the other Party in writing of any assessment, proposed assessment or other claim for any additional amount of such a tax or fee by a taxing authority; such notice to be provided, if possible, at least ten (10) days prior to the date by which a response, protest or other appeal must be filed, but in no event later than thirty (30) days after receipt of such assessment, proposed assessment or claim.

11.5 **Mutual Cooperation.** In any contest of a tax or fee by one Party, the other Party shall cooperate fully by providing records, testimony and such additional information or assistance as may reasonably be necessary to pursue the contest. Further, the other Party shall be reimbursed for any reasonable and necessary out-of-pocket copying and travel expenses incurred in assisting in such contest.

12. Force Majeure

In the event performance of this Agreement, or any obligation hereunder, is either directly or indirectly prevented, restricted, or interfered with by reason of fire, flood, earthquake or like acts of God, wars, revolution, civil commotion, explosion, acts of public enemy, embargo, acts of the government in its sovereign capacity, labor difficulties, including without limitation, strikes, slowdowns, picketing, or boycotts, unavailability of equipment from vendor, changes requested by ReTel, or any other circumstances beyond the reasonable control and without the fault or negligence of the Party affected, the Party affected, upon giving prompt notice to the other Party, shall be excused from such performance on a day-to-day basis to the extent of such prevention, restriction, or interference (and the other Party shall likewise be excused from performance of its obligations on a day-to-day basis until the delay, restriction or interference has ceased); provided, however, that the Party so affected shall use diligent efforts to avoid or remove such causes of non-performance and both Parties shall proceed whenever such causes are removed or cease.

13. Adoption of Agreements

BellSouth shall make available, pursuant to 47 USC § 252 and the FCC rules and regulations regarding such availability, to ReTel any interconnection, service, or network element provided under any other agreement filed and approved pursuant to 47 USC § 252, provided a minimum of six months remains on the term of such agreement. The Parties shall adopt all rates, terms and conditions concerning such other interconnection, service or network element and any other rates, terms and conditions that are legitimately related to or were negotiated in exchange for or in conjunction with the interconnection, service or network element being adopted. The adopted interconnection, service, or network element and agreement shall apply to the same states as such other agreement. The term of the adopted agreement or provisions shall expire on the same date as set forth in the agreement that was adopted.

14. Modification of Agreement

14.1 If ReTel changes its name or makes changes to its company structure or identity due to a merger, acquisition, transfer or any other reason, it is the responsibility of ReTel to notify BellSouth of said change and request that an amendment to this Agreement, if necessary, be executed to reflect said change.

14.2 No modification, amendment, supplement to, or waiver of the Agreement or any of its provisions shall be effective and binding upon the Parties unless it is made in writing and duly signed by the Parties.

14.3 In the event that any effective legislative, regulatory, judicial or other legal action materially affects any material terms of this Agreement, or the ability of ReTel or BellSouth to perform any material terms of this Agreement, ReTel or BellSouth may, on thirty (30) days' written notice, require that such terms be renegotiated, and the Parties shall renegotiate in good faith such mutually acceptable new terms as may be required. In the event that such new terms are not renegotiated within ninety (90) days after such notice, the Dispute shall be referred to the Dispute Resolution procedure set forth in Section 10.

15. Non-waiver of Legal Rights

Execution of this Agreement by either Party does not confirm or imply that the executing Party agrees with any decision(s) issued pursuant to the Telecommunications Act of 1996 and the consequences of those decisions on specific language in this Agreement. Neither Party waives its rights to appeal or otherwise challenge any such decision(s) and each Party reserves all of its rights to pursue any and all legal and/or equitable remedies, including appeals of any such decision(s).

16. Indivisibility

The Parties intend that this Agreement be indivisible and nonseverable, and each of the Parties acknowledges that it has assented to all of the covenants and promises in this Agreement as a single whole and that all of such covenants and promises, taken as a whole, constitute the essence of the contract. Without limiting the generality of the foregoing, each of the Parties acknowledges that any provision by BellSouth of collocation space under this Agreement is solely for the purpose of facilitating the provision of other services under this Agreement and that neither Party would have contracted with respect to the provisioning of collocation space under this Agreement if the covenants and promises of the other Party with respect to the other services provided under this Agreement had not been made. The Parties further acknowledge that this Agreement is intended to constitute a single transaction, that the obligations of the Parties under this Agreement are interdependent, and that payment obligations under this Agreement are intended to be recouped against other payment obligations under this Agreement.

17. Waivers

A failure or delay of either Party to enforce any of the provisions hereof, to exercise any option which is herein provided, or to require performance of any of the provisions hereof shall in no way be construed to be a waiver of such provisions or options, and each Party, notwithstanding such failure, shall have the right thereafter to insist upon the performance of any and all of the provisions of this Agreement.

18. Governing Law

Where applicable, this Agreement shall be governed by and construed in accordance with federal and state substantive telecommunications law, including rules and regulations of the FCC and appropriate Commission. In all other respects, this Agreement shall be governed by and construed and enforced in

accordance with the laws of the State of Georgia without regard to its conflict of laws principles.

19. Assignments

Any assignment by either Party to any non-affiliated entity of any right, obligation or duty, or of any other interest hereunder, in whole or in part, without the prior written consent of the other Party shall be void. A Party may assign this Agreement in its entirety to an Affiliate of the Party without the consent of the other Party; provided, however, that the assigning Party shall notify the other Party in writing of such assignment thirty (30) days prior to the Effective Date thereof and, provided further, if the assignee is an assignee of ReTel, the assignee must provide evidence of Commission CLEC certification. The Parties shall amend this Agreement to reflect such assignments and shall work cooperatively to implement any changes required due to such assignment. All obligations and duties of any Party under this Agreement shall be binding on all successors in interest and assigns of such Party. No assignment or delegation hereof shall relieve the assignor of its obligations under this Agreement in the event that the assignee fails to perform such obligations. Notwithstanding anything to the contrary in this Section, ReTel shall not assign this Agreement to any Affiliate or non-affiliated entity unless either (1) ReTel pays all bills, past due and current, under this Agreement, or (2) ReTel's assignee expressly assumes liability for payment of such bills.

20. Notices

20.1 Every notice, consent, approval, or other communications required or contemplated by this Agreement shall be in writing and shall be delivered by hand, by overnight courier or by US mail postage prepaid, address to:

BellSouth Telecommunications, Inc.

BellSouth Local Contract Manager
600 North 19th Street, 8th floor
Birmingham, Alabama 35203

and

ICS Attorney
Suite 4300
675 W. Peachtree St.
Atlanta, GA 30375

ReTel Communications, Inc.

Mrs. Melissa Thompson
P. O. Box 15577
Panama City, FL 32406
Melissa@retelcom.com

And

martin@retelcom.com

or at such other address as the intended recipient previously shall have designated by written notice to the other Party.

20.2 Unless otherwise provided in this Agreement, notice by mail shall be effective on the date it is officially recorded as delivered by return receipt or equivalent, and in the absence of such record of delivery, it shall be presumed to have been delivered the fifth day, or next business day after the fifth day, after it was deposited in the mails.

20.3 Notwithstanding the foregoing, BellSouth may provide ReTel notice via Internet posting of price changes and changes to the terms and conditions of services available for resale per Commission Orders. BellSouth will post changes to business processes and policies, notices of new service offerings, and changes to service offerings not requiring an amendment to this Agreement, notices required to be posted to BellSouth's website, and any other information of general applicability to CLECs.

21. Rule of Construction

No rule of construction requiring interpretation against the drafting Party hereof shall apply in the interpretation of this Agreement.

22. Headings of No Force or Effect

The headings of Articles and Sections of this Agreement are for convenience of reference only, and shall in no way define, modify or restrict the meaning or interpretation of the terms or provisions of this Agreement.

23. Multiple Counterparts

This Agreement may be executed in multiple counterparts, each of which shall be deemed an original, but all of which shall together constitute but one and the same document.

24. Filing of Agreement

Upon execution of this Agreement it shall be filed with the appropriate state regulatory agency pursuant to the requirements of Section 252 of the Act, and the

Parties shall share equally any filing fees therefor. If the regulatory agency imposes any filing or public interest notice fees regarding the filing or approval of the Agreement, ReTel shall be responsible for publishing the required notice and the publication and/or notice costs shall be borne by ReTel. Notwithstanding the foregoing, this Agreement shall not be submitted for approval by the appropriate state regulatory agency unless and until such time as ReTel is duly certified as a local exchange carrier in such state, except as otherwise required by a Commission.

25. Compliance with Applicable Law

Each Party shall comply at its own expense with Applicable Law.

26. Necessary Approvals

Each Party shall be responsible for obtaining and keeping in effect all approvals from, and rights granted by, governmental authorities, building and property owners, other carriers, and any other persons that may be required in connection with the performance of its obligations under this Agreement. Each Party shall reasonably cooperate with the other Party in obtaining and maintaining any required approvals and rights for which such Party is responsible.

27. Good Faith Performance

Each Party shall act in good faith in its performance under this Agreement and, in each case in which a Party's consent or agreement is required or requested hereunder, such Party shall not unreasonably withhold or delay such consent or agreement.

28. Nonexclusive Dealings

This Agreement does not prevent either Party from providing or purchasing services to or from any other person nor, except as provided in Section 252(i) of the Act, does it obligate either Party to provide or purchase any services (except insofar as the Parties are obligated to provide access to Interconnection, services and Network Elements to ReTel as a requesting carrier under the Act).

29. Rate True-Up

29.1 This section applies to Network Interconnection and/or Unbundled Network Elements and Other Services rates that are expressly subject to true-up under this Agreement.

29.2 The designated true-up rates shall be trued-up, either up or down, based on final prices determined either by further agreement between the Parties, or by a final order (including any appeals) of the Commission. The Parties shall implement the true-up by comparing the actual volumes and demand for each item, together with the designated true-up rates for each item, with the final prices determined for each item. Each Party shall keep its own records upon which the true-up can be based, and any final payment from one Party to the other shall be in an amount agreed upon by the Parties based on such records. In the event of any disagreement as between the records or the Parties regarding the amount of such true-up, the

Parties shall submit the matter to the Dispute Resolution process in accordance with the provisions of Section 10 of the General Terms and Conditions.

29.3 An effective order of the Commission that forms the basis of a true-up shall be based upon cost studies submitted by either or both Parties to the Commission and shall be binding upon BellSouth and ReTel specifically or upon all carriers generally, such as a generic cost proceeding.

30. Survival

The Parties' obligations under this Agreement which by their nature are intended to continue beyond the termination or expiration of this Agreement shall survive the termination or expiration of this Agreement.

31. Entire Agreement

31.1 This Agreement means the General Terms and Conditions, the Attachments identified in Section 31.2 below, and all documents identified therein, as such may be amended from time to time and which are incorporated herein by reference, all of which, when taken together, are intended to constitute one indivisible agreement. This Agreement sets forth the entire understanding and supersedes prior agreements between the Parties relating to the subject matter contained in this Agreement and merges all prior discussions between them. Any orders placed under prior agreements between the Parties shall be governed by the terms of this Agreement and ReTel acknowledges and agrees that any and all amounts and obligations owed for services provisioned or orders placed under prior agreements between the Parties, related to the subject matter hereof, shall be due and owing under this Agreement and be governed by the terms and conditions of this Agreement as if such services or orders were provisioned or placed under this Agreement. Neither Party shall be bound by any definition, condition, provision, representation, warranty, covenant or promise other than as expressly stated in this Agreement or as is contemporaneously or subsequently set forth in writing and executed by a duly authorized officer or representative of the Party to be bound thereby.

31.2 This Agreement includes Attachments with provisions for the following:

- Resale
- Network Elements and Other Services
- Network Interconnection
- Collocation
- Access to Numbers and Number Portability
- Pre-Ordering, Ordering, Provisioning, Maintenance and Repair
- Billing
- Rights-of-Way, Conduits and Pole Attachments
- Performance Measurements
- BellSouth Disaster Recovery Plan
- Bona Fide Request/New Business Request Process

31.3 The following services are included as options for purchase by ReTel pursuant to the terms and conditions set forth in this Agreement. ReTel may elect to purchase said services by written request to its Local Contract Manager if applicable:

- Optional Daily Usage File (ODUF)
- Enhanced Optional Daily Usage File (EODUF)
- Access Daily Usage File (ADUF)
- Line Information Database (LIDB) Storage
- Centralized Message Distribution Service (CMDS)
- Calling Name (CNAM)
- LNP Data Base Query Service

General Terms and Conditions
Signature Page

IN WITNESS WHEREOF, the Parties have executed this Agreement the day and year written below.

BellSouth Telecommunications, Inc.

ReTel Communications, Inc.

By: Pat C. Finlen

By: Melissa G. Thompson

Name: Patrick C. Finlen

Name: Melissa G. Thompson

Title: Assistant Director

Title: President

Date: 9/18/03

Date: 9/11/03

Attachment 1

Resale

Table of Contents

1. Discount Rates 3

2. Definition of Terms 3

3. General Provisions 3

4. BellSouth’s Provision of Services to ReTel..... 7

5. Maintenance of Services..... 8

6. Establishment of Service 9

7. Discontinuance of Service 9

8. Operator Services (Operator Call Processing and Directory Assistance)..... 10

9. Line Information Database (LIDB) 14

10. RAO Hosting 14

11. Optional Daily Usage File (ODUF) 14

12. Enhanced Optional Daily Usage File (EODUF)..... 14

Resale Restrictions..... Exhibit A

Line Information Database (LIDB) Storage Agreeemt..... Exhibit B

Optional Daily Usage File (ODUF).....Exhibit C

Enhanced Option Daily Usage File (EODUF).....Exhibit D

Resale Discounts and Rates..... Exhibit E

RESALE

1. Discount Rates

- 1.1 The discount rates applied to ReTel purchases of BellSouth Telecommunications Services for the purpose of resale shall be as set forth in Exhibit E. Such discounts have been determined by the applicable Commission to reflect the costs avoided by BellSouth when selling a service for wholesale purposes.
- 1.2 The telecommunications services available for purchase by ReTel for the purposes of resale to ReTel's End Users shall be available at BellSouth's tariffed rates less the discount set forth in Exhibit E to this Agreement and subject to the exclusions and limitations set forth in Exhibit A to this Agreement.

2. Definition of Terms

- 2.1 **COMPETITIVE LOCAL EXCHANGE COMPANY (CLEC)** means a telephone company certificated by the Commission to provide local exchange service within BellSouth's franchised area.
- 2.2 **CUSTOMER OF RECORD** means the entity responsible for placing application for service; requesting additions, rearrangements, maintenance or discontinuance of service; payment in full of charges incurred such as nonrecurring, monthly recurring, toll, directory assistance, etc.
- 2.3 **DEPOSIT** means assurance provided by a customer in the form of cash, surety bond or bank letter of credit to be held by BellSouth.
- 2.4 **END USER** means the ultimate user of the Telecommunications Service.
- 2.5 **END USER CUSTOMER LOCATION** means the physical location of the premises where an End User makes use of the telecommunications services.
- 2.6 **NEW SERVICES** means functions, features or capabilities that are not currently offered by BellSouth. This includes packaging of existing services or combining a new function, feature or capability with an existing service.
- 2.7 **RESALE** means an activity wherein a certificated CLEC, such as ReTel, subscribes to the telecommunications services of BellSouth and then offers those telecommunications services to the public.

3. General Provisions

- 3.1 All of the negotiated rates, terms and conditions set forth in this Attachment pertain to the resale of BellSouth's retail telecommunications services and other services specified in this Attachment. Subject to effective and applicable FCC and

Commission rules and orders, BellSouth shall make available to ReTel for resale those telecommunications services BellSouth makes available, pursuant to its General Subscriber Services Tariff (GSST) and Private Line Services Tariff (PLST), to customers who are not telecommunications carriers.

- 3.1.1 When ReTel provides Resale service in a cross boundary area (areas that are part of the local serving area of another state's exchange) the rates, regulations and discounts for the tariffing state will apply. Billing will be from the serving state.
- 3.2 ReTel may purchase resale services from BellSouth for its own use in operating its business. The resale discount will apply to those services under the following conditions:
 - 3.2.1 ReTel must resell services to other End Users.
 - 3.2.2 ReTel cannot be a competitive local exchange telecommunications company for the single purpose of selling to itself.
- 3.3 ReTel will be the customer of record for all services purchased from BellSouth. Except as specified herein, BellSouth will take orders from, bill and receive payment from ReTel for said services.
- 3.4 ReTel will be BellSouth's single point of contact for all services purchased pursuant to this Agreement. BellSouth shall have no contact with the End User except to the extent provided for herein. Each Party shall provide to the other a nation wide (50 states) toll-free contact number for purposes of repair and maintenance.
- 3.5 BellSouth will continue to bill the End User for any services that the End User specifies it wishes to receive directly from BellSouth. BellSouth maintains the right to serve directly any End User within the service area of ReTel. BellSouth will continue to market directly its own telecommunications products and services and in doing so may establish independent relationships with End Users of ReTel. Neither Party shall interfere with the right of any person or entity to obtain service directly from the other Party.
 - 3.5.1 When an End User of ReTel or BellSouth elects to change his/her carrier to the other Party, both Parties agree to release the End User's service to the other Party concurrent with the due date of the service order, which shall be established based on the standard interval for the End User's requested service as set forth in the BellSouth Product and Services Interval Guide.
 - 3.5.2 BellSouth and ReTel will refrain from contacting an End User who has placed or whose selected carrier has placed on the End User's behalf an order to change the End User's service provider from BellSouth or ReTel to the other Party until such time that the order for service has been completed.

- 3.6 Current telephone numbers may normally be retained by the End User and are assigned to the service furnished. However, neither Party nor the End User has a property right to the telephone number or any other call number designation associated with services furnished by BellSouth, and no right to the continuance of service through any particular central office. BellSouth reserves the right to change such numbers, or the central office designation associated with such numbers, or both, whenever BellSouth deems it necessary to do so in the conduct of its business and in accordance with BellSouth practices and procedures on a nondiscriminatory basis.
- 3.7 Where BellSouth provides resold services to ReTel, BellSouth will provide ReTel with on-line access to intermediate telephone numbers as defined by applicable FCC rules and regulations on a first come first served basis. ReTel acknowledges that such access to numbers shall be in accordance with the appropriate FCC rules and regulations. ReTel acknowledges that there may be instances where there is a shortage of telephone numbers in a particular Common Language Location Identifier (CLLI) Code; and in such instances, ReTel shall return unused intermediate telephone numbers to BellSouth upon BellSouth's request. BellSouth shall make all such requests on a nondiscriminatory basis.
- 3.8 BellSouth will allow ReTel to designate up to 100 intermediate telephone numbers per CLLI code, for ReTel's sole use. Assignment, reservation and use of telephone numbers shall be governed by applicable FCC rules and regulations. ReTel acknowledges that there may be instances where there is a shortage of telephone numbers in a particular CLLI code and BellSouth has the right to limit access to blocks of intermediate telephone numbers. These instances include: 1) where jeopardy status has been declared by the ReTel Numbering Plan (NANP) for a particular Numbering Plan Area (NPA); or 2) where a rate center has less than six months supply of numbering resources.
- 3.9 Service is furnished subject to the condition that it will not be used for any unlawful purpose.
- 3.10 Service will be discontinued if any law enforcement agency advises that the service being used is in violation of the law.
- 3.11 BellSouth can refuse service when it has grounds to believe that service will be used in violation of the law.
- 3.12 BellSouth will cooperate with law enforcement agencies with subpoenas and court orders relating to ReTel's End Users, pursuant to Section 6 of the General Terms and Conditions.
- 3.13 If ReTel or its End Users utilize a BellSouth resold telecommunications service in a manner other than that for which the service was originally intended as described in BellSouth's retail tariffs, ReTel has the responsibility to notify BellSouth.

BellSouth will only provision and maintain said service consistent with the terms and conditions of the tariff describing said service.

- 3.14 Facilities and/or equipment utilized by BellSouth to provide service to ReTel remain the property of BellSouth.
- 3.15 White page directory listings for ReTel End Users will be provided in accordance with Section 5 of the General Terms and Conditions.
- 3.16 Service Ordering and Operational Support Systems (OSS)
- 3.16.1 ReTel must order services through resale interfaces, i.e., the Local Carrier Service Center (LCSC) and/or appropriate Complex Resale Support Group (CRSG) pursuant to this Agreement. BellSouth has developed and made available the interactive interfaces by which ReTel may submit a Local Service Request (LSR) electronically as set forth in Attachment 2 of this Agreement. Service orders will be in a standard format designated by BellSouth.
- 3.16.2 LSRs submitted by means of one of these interactive interfaces will incur an OSS electronic charge as set forth in Exhibit E to this Attachment. An individual LSR will be identified for billing purposes by its Purchase Order Number (PON). LSRs submitted by means other than one of these interactive interfaces (Mail, fax, courier, etc.) will incur a manual order charge as set forth in Exhibit E. Supplements or clarifications to a previously billed LSR will not incur another OSS charge.
- 3.16.3 Denial/Restoral OSS Charge. In the event ReTel provides a list of customers to be denied and restored, rather than a LSR, each location on the list will require a separate PON and therefore will be billed as one LSR per location.
- 3.16.4 Cancellation OSS Charge. ReTel will incur an OSS charge for an accepted LSR that is later canceled.
- 3.17 Where available to BellSouth's End Users, BellSouth shall provide the following telecommunications services at a discount to allow for voice mail services:
- Message Waiting Indicator (MWI), stutter dialtone and message waiting light feature capabilities
 - Call Forward Busy Line (CF/B)
 - Call Forward Don't Answer (CF/DA)
- Further, BellSouth messaging services set forth in BellSouth's Messaging Service Information Package shall be made available for resale without the wholesale discount.
- 3.18 BellSouth shall provide branding for, or shall unbrand, voice mail services for ReTel per the BFR/NBR process as set forth in Attachment 11 of this Agreement.

- 3.19 BellSouth's Inside Wire Maintenance Service Plan is available for resale at rates, terms and conditions as set forth by BellSouth and without the wholesale discount.
- 3.20 In the event ReTel acquires an end user whose service is provided pursuant to a BellSouth Special Assembly, BellSouth shall make available to ReTel that Special Assembly at the wholesale discount at ReTel's option. ReTel shall be responsible for all terms and conditions of such Special Assembly including but not limited to termination liability if applicable.
- 3.21 BellSouth shall provide 911/E911 for ReTel customers in the same manner that it is provided to BellSouth customers. BellSouth shall provide and validate ReTel customer information to the PSAP. BellSouth shall use its service order process to update and maintain, on the same schedule that it uses for its customers, the ReTel customer service information in the ALI/DMS (Automatic Location Identification/Location Information) databases used to support 911/E911 services.
- 3.22 BellSouth shall bill, and ReTel shall pay, the End User line charge associated with implementing Number Portability as set forth in BellSouth's FCC No. 1 tariff. This charge is not subject to the wholesale discount.
- 3.23 Pursuant to 47 CFR Section 51.617, BellSouth shall bill to ReTel, and ReTel shall pay, the End User common line charges identical to the End User common line charges BellSouth bills its End Users.

4. BellSouth's Provision of Services to ReTel

- 4.1 Resale of BellSouth services shall be as follows:
- 4.1.1 The resale of telecommunications services shall be limited to users and uses conforming to the class of service restrictions.
- 4.1.2 Hotel and Hospital PBX services are the only telecommunications services available for resale to Hotel/Motel and Hospital End Users, respectively. Similarly, Access Line Service for Customer Provided Coin Telephones is the only local service available for resale to Payphone Service Provider (PSP) customers. Shared Tenant Service customers can only be sold those local exchange access services available in BellSouth's A23 Shared Tenant Service Tariff in Florida.
- 4.1.3 BellSouth reserves the right to periodically audit services purchased by ReTel to establish authenticity of use. Such audit shall not occur more than once in a calendar year. ReTel shall make any and all records and data available to BellSouth or BellSouth's auditors on a reasonable basis. BellSouth shall bear the cost of said audit. Any information provided by ReTel for purposes of such audit shall be deemed Confidential Information pursuant to the General Terms and Conditions of this Agreement.

- 4.2 Subject to Exhibit A hereto, resold services can only be used in the same manner as specified in BellSouth's Tariffs. Resold services are subject to the same terms and conditions as are specified for such services when furnished to an individual End User of BellSouth in the appropriate section of BellSouth's Tariffs. Specific tariff features (e.g. a usage allowance per month) shall not be aggregated across multiple resold services.
- 4.3 ReTel may resell services only within the specific service area as defined in its certificate of operation approved by the Commission.
- 4.4 If ReTel cancels an order for resold services, any costs incurred by BellSouth in conjunction with provisioning of such order will be recovered in accordance with BellSouth's GSST and PLST.
- 4.5 Service Jointly Provisioned with an Independent Company or Competitive Local Exchange Company Areas
- 4.5.1 BellSouth will in some instances provision resold services in accordance with the GSST and PLST jointly with an Independent Company or other CLEC.
- 4.5.2 When ReTel assumes responsibility for such service, all terms and conditions defined in the Tariff will apply for services provided within the BellSouth service area only.
- 4.5.3 Service terminating in an Independent Company or other CLEC area will be provisioned and billed by the Independent Company or other CLEC directly to ReTel.
- 4.5.4 ReTel must establish a billing arrangement with the Independent Company or other CLEC prior to assuming an end user account where such circumstances apply.
- 4.5.5 Specific guidelines regarding such services are available on BellSouth's website at www.interconnection.bellsouth.com.
- 5. Maintenance of Services**
- 5.1 Services resold pursuant to this Attachment and BellSouth's GSST and PLST and facilities and equipment provided by BellSouth shall be maintained by BellSouth.
- 5.2 ReTel or its End Users may not rearrange, move, disconnect, remove or attempt to repair any facilities owned by BellSouth except with the written consent of BellSouth.
- 5.3 ReTel accepts responsibility to notify BellSouth of situations that arise that may result in a service problem.

- 5.4 ReTel will contact the appropriate repair centers in accordance with procedures established by BellSouth.
- 5.5 For all repair requests, ReTel shall adhere to BellSouth's prescreening guidelines prior to referring the trouble to BellSouth.
- 5.6 BellSouth will bill ReTel for handling troubles that are found not to be in BellSouth's network pursuant to its standard time and material charges. The standard time and material charges will be no more than what BellSouth charges to its retail customers for the same services.
- 5.7 BellSouth reserves the right to contact ReTel's End Users, if deemed necessary, for maintenance purposes.

6. Establishment of Service

- 6.1 After receiving certification as a local exchange carrier from the applicable regulatory agency, ReTel will provide the appropriate BellSouth Advisory team manager the necessary documentation to enable BellSouth to establish accounts for resold services (master account). ReTel is required to provide the following before a master account is established: blanket letter of authorization, misdirected number form, proof of PSC/PUC certification, the Application for Master Account, an Operating Company Number (OCN) assigned by NECA and a deposit and tax exemption certificate, if applicable.
 - 6.1.1 If ReTel needs to change its OCN(s) under which it operates when ReTel has already been conducting business utilizing those OCN(s), ReTel shall bear all costs incurred by BellSouth to convert ReTel to the new OCN(s). OCN conversion charges include all time required to make system updates to all of ReTel's end user customer records. Appropriate charges will appear in the OC&C section of ReTel's bill.
- 6.2 ReTel shall provide to BellSouth a blanket letter of authorization (LOA) certifying that ReTel will have End User authorization prior to viewing the End User's customer service record or switching the End User's service. BellSouth will not require End User confirmation prior to establishing service for ReTel's End User customer.
- 6.3 BellSouth will accept a request directly from the End User for conversion of the End User's service from ReTel to BellSouth or will accept a request from another CLEC for conversion of the End User's service from ReTel to such other CLEC. Upon completion of the conversion BellSouth will notify ReTel that such conversion has been completed.

7. Discontinuance of Service

- 7.1 The procedures for discontinuing service to an End User are as follows:

- 7.1.1 BellSouth will deny service to ReTel's End User on behalf of, and at the request of, ReTel. Upon restoration of the End User's service, restoral charges will apply and will be the responsibility of ReTel.
- 7.1.2 At the request of ReTel, BellSouth will disconnect a ReTel End User customer.
- 7.1.3 All requests by ReTel for denial or disconnection of an End User for nonpayment must be in writing.
- 7.1.4 ReTel will be made solely responsible for notifying the End User of the proposed disconnection of the service.
- 7.1.5 BellSouth will continue to process calls made to the Annoyance Call Center and will advise ReTel when it is determined that annoyance calls are originated from one of its End User's locations. BellSouth shall be indemnified, defended and held harmless by ReTel and/or the End User against any claim, loss or damage arising from providing this information to ReTel. It is the responsibility of ReTel to take the corrective action necessary with its End Users who make annoying calls. (Failure to do so will result in BellSouth's disconnecting the End User's service.)

8. Operator Services (Operator Call Processing and Directory Assistance)

- 8.1 Operator Call Processing provides: (1) operator handling for call completion (for example, collect, third number billing, and manual calling-card calls). (2) operator or automated assistance for billing after the end user has dialed the called number (for example, calling card calls); and (3) special services including but not limited to Busy Line Verification and Emergency Line Interrupt (ELI), Emergency Agency Call and Operator-assisted Directory Assistance.
 - 8.1.1 Upon request for BellSouth Operator Call Processing, BellSouth shall:
 - 8.1.1.1 Process 0+ and 0- dialed local calls
 - 8.1.1.2 Process 0+ and 0- intraLATA toll calls.
 - 8.1.1.3 Process calls that are billed to ReTel end user's calling card that can be validated by BellSouth.
 - 8.1.1.4 Process person-to-person calls.
 - 8.1.1.5 Process collect calls.
 - 8.1.1.6 Provide the capability for callers to bill a third party and shall also process such calls.
 - 8.1.1.7 Process station-to-station calls.
 - 8.1.1.8 Process Busy Line Verify and Emergency Line Interrupt requests.

- 8.1.1.9 Process emergency call trace originated by Public Safety Answering Points.
- 8.1.1.10 Process operator-assisted directory assistance calls.
- 8.1.1.11 Adhere to equal access requirements, providing ReTel local end users the same IXC access that BellSouth provides its own operator service.
- 8.1.1.12 Exercise at least the same level of fraud control in providing Operator Service to ReTel that BellSouth provides for its own operator service.
- 8.1.1.13 Perform Billed Number Screening when handling Collect, Person-to-Person, and Billed-To-Third-Party calls.
- 8.1.1.14 Direct customer account and other similar inquiries to the customer service center designated by ReTel.
- 8.1.1.15 Provide call records to ReTel in accordance with ODUF standards.
- 8.1.2 The interface requirements shall conform to the interface specifications for the platform used to provide Operator Services as long as the interface conforms to industry standards.
- 8.2 Directory Assistance Service
- 8.2.1 Directory Assistance Service provides local and non-local end user telephone number listings with the option to complete the call at the caller's direction separate and distinct from local switching.
- 8.2.2 Directory Assistance Service shall provide up to two listing requests per call, if available and if requested by ReTel's end user. BellSouth shall provide caller-optional directory assistance call completion service at rates set forth in BellSouth's GSST to one of the provided listings.
- 8.3. Directory Assistance Service Updates
- 8.3.1 BellSouth shall update end user listing changes daily. These changes include:
 - 8.3.1.1 New end user connections
 - 8.3.1.2 End user disconnections
 - 8.3.1.3 End user address changes
- 8.3.2 These updates shall also be provided for non-listed and non-published numbers for use in emergencies.
- 8.4 Branding for Operator Call Processing and Directory Assistance

- 8.4.1 BellSouth's branding feature provides a definable announcement to ReTel end users using Directory Assistance (DA)/Operator Call Processing (OCP) prior to placing such end users in queue or connecting them to an available operator or automated operator system. This feature allows ReTel's name on whose behalf BellSouth is providing DA and/or OCP. Rates for the branding features are set forth in Exhibit E.
- 8.4.2 BellSouth offers three branding offering options to ReTel when ordering BellSouth's DA and OCP: BellSouth Branding, Unbranding and Custom Branding.
- 8.4.3 Upon receipt of the branding order from ReTel, the order is considered firm after ten (10) business days. Should ReTel decide to cancel the order, written notification to ReTel's BellSouth Account Executive is required. If ReTel decides to cancel after ten (10) business days from receipt of the branding order, ReTel shall pay all charges per the order.
- 8.4.4 Branding via Originating Line Number Screening (OLNS)
- 8.4.4.1 BellSouth Branding, Unbranding and Custom Branding are also available for DA, OCP or both via OLNS software. When utilizing this method of Unbranding or Custom Branding ReTel shall not be required to purchase dedicated trunking.
- 8.4.4.2 BellSouth Branding is the default branding offering.
- 8.4.4.3 For BellSouth to provide Unbranding or Custom Branding via OLNS software for OCP or for DA, ReTel must have its OCN(s) and telephone numbers reside in BellSouth's LIDB; however, a BellSouth LIDB Storage Agreement is not required. To implement Unbranding and Custom Branding via OLNS software, ReTel must submit a manual order form which requires, among other things, ReTel's OCN and a forecast for the traffic volume anticipated for each BellSouth Traffic Operator Position System (TOPS) during the peak busy hour. ReTel shall provide updates to such forecast on a quarterly basis and at any time such forecasted traffic volumes are expected to change significantly. Upon ReTel's purchase of Unbranding and Custom Branding using OLNS software for any particular TOPS, all ReTel end users served by that TOPS will receive the Unbranded "no announcement" or the Custom Branded announcement.
- 8.4.4.4 Rates for Unbranding and Custom Branding via OLNS software for DA and for OCP are as set forth in Exhibit E of this Attachment. In addition to the charges for Unbranding and Custom Branding via OLNS software, ReTel shall continue to pay BellSouth applicable labor and other charges for the use of BellSouth's DA and OCP platforms as set forth in Exhibit E of this Attachment.
- 8.4.5 Selective Call Routing using Line Class Codes (SCR-LCC)

- 8.4.5.1 Where ReTel resells BellSouth's services and utilizes an operator services provider other than BellSouth, BellSouth will route ReTel's end user calls to that provider through Selective Call Routing.
- 8.4.5.2 Selective Call Routing using Line Class Codes (SCR-LCC) provides the capability for ReTel to have its OCP/DA calls routed to BellSouth's OCP/DA platform for BellSouth provided Custom Branded or Unbranded OCP/DA or to its own or an alternate OCP/DA platform for Self-Branded OCP/DA. SCR-LCC is only available if line class code capacity is available in the requested BellSouth end office switches.
- 8.4.5.3 Custom Branding for DA is not available for certain classes of service, including but not limited to Hotel/Motel services, WATS service and certain PBX services.
- 8.4.5.4 Where available, ReTel specific and unique LCCs are programmed in each BellSouth end office switch where ReTel intends to service end users with customized OCP/DA branding. The LCCs specifically identify ReTel's end users so OCP/DA calls can be routed over the appropriate trunk group to the requested OCP/DA platform. Additional LCCs are required in each end office if the end office serves multiple NPAs (i.e., a unique LCC is required per NPA), and/or if the end office switch serves multiple rate areas and ReTel intends to provide ReTel-branded OCP/DA to its end users in these multiple rate areas.
- 8.4.5.5 BellSouth Branding is the default branding offering.
- 8.4.5.6 SCR-LCC supporting Custom Branding and Self Branding require ReTel to order dedicated transport and trunking from each BellSouth end office identified by ReTel, either to the BellSouth TOPS for Custom Branding or to the ReTel Operator Service Provider for Self Branding. Separate trunk groups are required for Operator Services and for DA. Rates for transport and trunks are set forth in applicable BellSouth Tariffs.
- 8.4.5.7 The rates for SCR-LCC are as set forth in Exhibit E. There is a nonrecurring charge for the establishment of each LCC in each BellSouth central office.
- 8.4.5.8 Unbranded DA and/or OCP calls ride common trunk groups provisioned by BellSouth from those end offices identified by ReTel to the BellSouth TOPS. The calls are routed to "No Announcement."
- 8.4.6 Customized Branding includes charges for the recording of the branding announcement and the loading of the audio units in each TOPS Switch and Network Applications Vehicle (NAV) equipment for which ReTel requires service.
- 8.4.6.1 Directory Assistance customized branding uses:

- 8.4.6.1.1 the recording of ReTel
- 8.4.6.1.2 the loading of the recording in each switch.
- 8.4.6.2 Operator Call Processing customized branding uses:
 - 8.4.6.2.1 the recording of ReTel
 - 8.4.6.2.2 the loading of the recording in each switch.
 - 8.4.6.2.3 the loading on the NAV. All NAV shelves within the region where the customer is offering service must be loaded.

9. Line Information Database (LIDB)

- 9.1 BellSouth will store in its Line Information Database (LIDB) records relating to service only in the BellSouth region. The LIDB Storage Agreement is included in this Attachment as Exhibit B.
- 9.2 BellSouth will provide LIDB Storage upon written request to ReTel's Account Manager stating a requested activation date.

10. RAO Hosting

- 10.1 RAO Hosting is not required for resale in the BellSouth region.

11. Optional Daily Usage File (ODUF)

- 11.1 The Optional Daily Usage File (ODUF) Agreement with terms and conditions is included in this Attachment as Exhibit C. Rates for ODUF are as set forth in Exhibit E of this Attachment.
- 11.2 BellSouth will provide ODUF service upon written request to ReTel's Account Manager stating a requested activation date.

12. Enhanced Optional Daily Usage File (EODUF)

- 12.1 The Enhanced Optional Daily Usage File (EODUF) service Agreement with terms and conditions is included in this Attachment as Exhibit D. Rates for EODUF are as set forth in Exhibit E of this Attachment.
- 12.2 BellSouth will provide EODUF service upon written request to ReTel's Account Manager stating a requested activation date.

Exhibit A

EXCLUSIONS & LIMITATIONS ON SERVICES AVAILABLE FOR RESALE (Note 3)

Type of Service		FLORIDA	
		Resale	Discount
1	Grandfathered Services (Note 1)	Yes	Yes
2	Promotions - > 90 Days (Note 2)	Yes	Yes
3	Promotions - ≤ 90 Days (Note 2)	Yes	No
4	Lifeline/Link Up Services	Yes	Yes
5	911/E911 Services	Yes	Yes
6	N11 Services	Yes	Yes
7	MemoryCall [®] Service	Yes	No
8	Mobile Services	Yes	No
9	Federal Subscriber Line Charges	Yes	No
10	Non-Recurring Charges	Yes	Yes
11	End User Line Chg- Number Portability	Yes	No
12	Public Telephone Access Svc (PTAS)	Yes	Yes
13	Inside Wire Maintenance Service Plan	Yes	No

Applicable Notes:

1. **Grandfathered services** can be resold only to existing subscribers of the grandfathered service.
2. Where available for resale, **promotions** will be made available only to End Users who would have qualified for the promotion had it been provided by BellSouth directly
3. Some of BellSouth's local exchange and toll telecommunications services are not available in certain central offices and areas.

LINE INFORMATION DATA BASE (LIDB)

RESALE STORAGE AGREEMENT

I. Definitions (from Addendum)

- A. Billing number - a number used by BellSouth for the purpose of identifying an account liable for charges. This number may be a line or a special billing number.
- B. Line number - a ten-digit number assigned by BellSouth that identifies a telephone line associated with a resold local exchange service.
- C. Special billing number - a ten-digit number that identifies a billing account established by BellSouth in connection with a resold local exchange service.
- D. Calling Card number - a billing number plus PIN number assigned by BellSouth.
- E. PIN number - a four-digit security code assigned by BellSouth that is added to a billing number to compose a fourteen-digit calling card number.
- F. Toll billing exception indicator - associated with a billing number to indicate that it is considered invalid for billing of collect calls or third number calls or both, by ReTel.
- G. Billed Number Screening - refers to the query service used to determine whether a toll billing exception indicator is present for a particular billing number.
- H. Calling Card Validation - refers to the query service used to determine whether a particular calling card number exists as stated or otherwise provided by a caller.
- I. Billing number information - information about billing number or Calling Card number as assigned by BellSouth and toll billing exception indicator provided to BellSouth by ReTel.
- J. Get-Data - refers to the query service used to determine, at a minimum, the Account Owner and/or Regional Accounting Office for a line number. This query service may be modified to provide additional information in the future.
- K. Originating Line Number Screening (OLNS) - refers to the query service used to determine the billing, screening and call handling indicators, station type and Account Owner provided to BellSouth by ReTel for originating line numbers.
- L. Account Owner - name of the local exchange telecommunications company that is providing dialtone on a subscriber line.

II. General

- A. This Agreement sets forth the terms and conditions pursuant to which BellSouth agrees to store in its LIDB certain information at the request of ReTel and pursuant to which BellSouth, its LIDB customers and ReTel shall have access to such information. In addition, this Agreement sets forth the terms and conditions for ReTel's provision of billing number information to BellSouth for inclusion in BellSouth's LIDB. ReTel understands that BellSouth provides access to information in its LIDB to various telecommunications service providers pursuant to applicable tariffs and agrees that information stored at the request of ReTel, pursuant to this Agreement, shall be available to those telecommunications service providers. The terms and conditions contained herein shall hereby be made a part of this Agreement upon notice to ReTel's account team and/or Local Contract Manager to activate this LIDB Storage Agreement. The General Terms and Conditions of the Agreement shall govern this LIDB Storage Agreement. The terms and conditions contained in the attached Addendum are hereby made a part of this LIDB Storage Agreement as if fully incorporated herein.
- B. BellSouth will provide responses to on-line, call-by-call queries to billing number information for the following purposes:
1. Billed Number Screening. BellSouth is authorized to use the billing number information to determine whether ReTel has identified the billing number as one that should not be billed for collect or third number calls.
 2. Calling Card Validation. BellSouth is authorized to validate a 14-digit Calling Card number where the first 10 digits are a line number or special billing number assigned by BellSouth, and where the last four digits (PIN) are a security code assigned by BellSouth.
 3. OLNS. BellSouth is authorized to provide originating line screening information for billing services restrictions, station type, call handling indicators, presubscribed interLATA and local carrier and account owner on the lines of ReTel from which a call originates.
 4. GetData. BellSouth is authorized to provide, at a minimum, the account owner and/or Regional Accounting Office information on the lines of ReTel indicating the local service provider and where billing records are to be sent for settlement purposes. This query service may be modified to provide additional information in the future.
 5. Fraud Control. BellSouth will provide seven days per week, 24-hours per day, fraud monitoring on Calling Cards, bill-to-third and collect calls made to numbers in BellSouth's LIDB, provided that such information is included in the LIDB query. BellSouth will establish fraud alert thresholds and will notify ReTel of fraud alerts so that ReTel may take action it deems appropriate.

III. Responsibilities of the Parties

- A. BellSouth will administer all data stored in the LIDB, including the data provided by ReTel pursuant to this Agreement, in the same manner as BellSouth's data for BellSouth's End User customers. BellSouth shall not be responsible to ReTel for any lost revenue which may result from BellSouth's administration of the LIDB pursuant to its established practices and procedures as they exist and as they may be changed by BellSouth in its sole discretion from time to time.

- B. Billing and Collection Customers. BellSouth currently has in effect numerous billing and collection agreements with various interexchange carriers and billing clearing houses and as such these billing and collection customers (B&C Customers) query BellSouth's LIDB to determine whether to accept various billing options from End Users. Until such time as BellSouth implements in its LIDB and its supporting systems the means to differentiate ReTel's data from BellSouth's data, the following shall apply:
 - (1) BellSouth will identify ReTel end user originated long distance charges and will return those charges to the interexchange carrier as not covered by the existing B&C agreement. ReTel is responsible for entering into the appropriate agreement with interexchange carriers for handling of long distance charges by their end users.

 - (2) BellSouth shall have no obligation to become involved in any disputes between ReTel and B&C Customers. BellSouth will not issue adjustments for charges billed on behalf of any B&C Customer to ReTel. It shall be the responsibility of ReTel and the B&C Customers to negotiate and arrange for any appropriate adjustments.

IV. Fees for Service and Taxes

- A. ReTel will not be charged a fee for storage services provided by BellSouth to ReTel, as described in this LIDB Storage Agreement.

- B. Sales, use and all other taxes (excluding taxes on BellSouth's income) determined by BellSouth or any taxing authority to be due to any federal, state or local taxing jurisdiction with respect to the provision of the service set forth herein will be paid by ReTel in accordance with the tax provisions set forth in the General Terms and Conditions of this Agreement.

Optional Daily Usage File

1. Upon written request from ReTel, BellSouth will provide the Optional Daily Usage File (ODUF) service to ReTel pursuant to the terms and conditions set forth in this section.
2. ReTel shall furnish all relevant information required by BellSouth for the provision of ODUF.
3. The ODUF feed will contain billable messages that were carried over the BellSouth Network and processed in the BellSouth Billing System, but billed to a ReTel customer.
4. Charges for ODUF will appear on ReTel's monthly bills. The charges are as set forth in Exhibit E to this Attachment. ODUF charges are billed once a month for the previous month's usage. ReTel will be billed at the ODUF rates that are in effect at the end of the previous month.
5. The ODUF feed will contain both rated and unrated messages. All messages will be in the standard Alliance for Telecommunications Industry Solutions (ATIS) EMI record format.
6. Messages that error in ReTel's billing system will be the responsibility of ReTel. If, however, ReTel should encounter significant volumes of errored messages that prevent processing by ReTel within its systems, BellSouth will work with ReTel to determine the source of the errors and the appropriate resolution.
7. The following specifications shall apply to the ODUF feed.
 - 7.1 ODUF Message to be Transmitted
 - 7.1.1 The following messages recorded by BellSouth will be transmitted to ReTel:
 - Message recording for per use/per activation type services (examples: Three Way Calling, Verify, Interrupt, Call Return, etc.)
 - Measured billable Local
 - Directory Assistance messages
 - IntraLATA Toll
 - WATS and 800 Service
 - N11
 - Information Service Provider Messages
 - Operator Services Messages
 - Credit/Cancel Records
 - Usage for Voice Mail Message Service

- 7.1.2 Rated Incollects (originated in BellSouth and from other companies) can also be on ODUF. Rated Incollects will be intermingled with BellSouth recorded rated and unrated usage. Rated Incollects will not be packed separately.
- 7.1.3 BellSouth will perform duplicate record checks on records processed to ODUF. Any duplicate messages detected will be deleted and not sent to ReTel.
- 7.1.4 In the event that ReTel detects a duplicate on ODUF they receive from BellSouth, ReTel will drop the duplicate message and will not return the duplicate to BellSouth.
- 7.2 ODUF Physical File Characteristics
- 7.2.1 ODUF will be distributed to ReTel via CONNECT:Direct or Secure File Transfer Protocol (FTP) or another mutually agreed medium. The ODUF feed will be a variable block format. The data on the ODUF feed will be in a non-compacted EMI format (175 byte format plus modules). It will be created on a daily basis Monday through Friday except holidays. Details such as dataset name and delivery schedule will be addressed during negotiations of the distribution medium. There will be a maximum of one dataset per workday per OCN.
- 7.2.2 Data circuits (private line or dial-up) will be required between BellSouth and ReTel for the purpose of data transmission when utilizing CONNECT:Direct. Where a dedicated line is required, ReTel will be responsible for ordering the circuit, overseeing its installation and coordinating the installation with BellSouth. ReTel will also be responsible for any charges associated with this line. Equipment required on the BellSouth end to attach the line to the mainframe computer and to transmit data will be negotiated on an individual case basis. Where a dial-up facility is required, dial circuits will be installed in the BellSouth data center by BellSouth and the associated charges assessed to ReTel. Additionally, all message toll charges associated with the use of the dial circuit by ReTel will be the responsibility of ReTel. Associated equipment on the BellSouth end, including a modem, will be negotiated on an individual case basis between the Parties. All equipment, including modems and software, that is required on ReTel's end for the purpose of data transmission will be the responsibility of ReTel.
- 7.2.3 If ReTel utilizes Secure FTP for data file transmission, purchase of the Secure FTP software will be the responsibility of ReTel.
- 7.3 ODUF Packing Specifications
- 7.3.1 A pack will contain a minimum of one message record or a maximum of 99,999 message records plus a pack header record and a pack trailer record. One transmission can contain a maximum of 99 packs and a minimum of one pack.
- 7.3.2 The OCN, From RAO, and Invoice Number will control the invoice sequencing. The From RAO will be used to identify to ReTel which BellSouth RAO is sending the

message. BellSouth and ReTel will use the invoice sequencing to control data exchange. BellSouth will be notified of sequence failures identified by ReTel and resend the data as appropriate.

The data will be packed using ATIS EMI records.

- 7.4 ODUF Pack Rejection. ReTel will notify BellSouth within one business day of rejected packs (via the mutually agreed medium). Packs could be rejected because of pack sequencing discrepancies or a critical edit failure on the Pack Header or Pack Trailer records (i.e. out-of-balance condition on grand totals, invalid data populated). Standard ATIS EMI Error Codes will be used. ReTel will not be required to return the actual rejected data to BellSouth. Rejected packs will be corrected and retransmitted to ReTel by BellSouth.
- 7.5 ODUF Control Data. ReTel will send one confirmation record per pack that is received from BellSouth. This confirmation record will indicate ReTel received the pack and the acceptance or rejection of the pack. Pack Status Code(s) will be populated using standard ATIS EMI error codes for packs that were rejected by ReTel for reasons stated in the above section.
- 7.6 ODUF Testing. Upon request from ReTel, BellSouth shall send test files to ReTel for ODUF. The Parties agree to review and discuss the file's content and/or format. For testing of usage results, BellSouth shall request that ReTel set up a production (live) file. The live test may consist of ReTel's employees making test calls for the types of services ReTel requests on ODUF. These test calls are logged by ReTel, and the logs are provided to BellSouth. These logs will be used to verify the files. Testing will be completed within 30 calendar days from the date on which the initial test file was sent.

Enhanced Optional Daily Usage File

1. Upon written request from ReTel, BellSouth will provide the Enhanced Optional Daily Usage File (EODUF) service to ReTel pursuant to the terms and conditions set forth in this section. EODUF will only be sent to existing ODUF subscribers who request the EODUF option.
2. ReTel shall furnish all relevant information required by BellSouth for the provision of EODUF.
3. EODUF will provide usage data for local calls originating from resold Flat Rate Business and Residential Lines.
4. Charges for delivery of EODUF will appear on ReTel's monthly bills. EODUF charges are billed at the EODUF rates that are in effect at the end of the previous month. The charges are as set forth in Exhibit E to this Attachment.
5. All messages will be in the standard Alliance for Telecommunications Industry Solutions (ATIS) EMI record format.
6. Messages that error in the billing system of ReTel will be the responsibility of ReTel. If, however, ReTel should encounter significant volumes of errored messages that prevent processing by ReTel within its systems, BellSouth will work with ReTel to determine the source of the errors and the appropriate resolution.
7. The following specifications shall apply to the EODUF feed.
 - 7.1 Usage To Be Transmitted
 - 7.1.1 The following messages recorded by BellSouth will be transmitted to ReTel:

Customer usage data for flat rated local call originating from ReTel's End User lines (1FB or 1FR). The EODUF record for flat rate messages will include:

- Date of Call
- From Number
- To Number
- Connect Time
- Conversation Time
- Method of Recording
- From RAO
- Rate Class
- Message Type
- Billing Indicators
- Bill to Number

- 7.1.2 BellSouth will perform duplicate record checks on EODUF records processed to ODUF. Any duplicate messages detected will be deleted and not sent to ReTel.
- 7.1.3 In the event that ReTel detects a duplicate on EODUF they receive from BellSouth, ReTel will drop the duplicate message (ReTel will not return the duplicate to BellSouth).
- 7.2 Physical File Characteristics
- 7.2.1 The EODUF feed will be distributed to ReTel via Connect: Direct, Secure File Transfer Protocol (FTP) or another mutually agreed medium. The EODUF messages will be intermingled among ReTel's ODUF messages. EODUF will be a variable block format. The data on EODUF will be in a non-compacted EMI format (175 byte format plus modules). It will be created on a daily basis Monday through Friday except holiday.
- 7.2.2 Data circuits (private line or dial-up) may be required between BellSouth and ReTel for the purpose of data transmission as set forth in Section 7.2.2 of Exhibit C above.
- 7.2.3 If ReTel utilizes Secure FTP for data file transmission, purchase of the Secure FTP software will be the responsibility of ReTel.
- 7.3 Packing Specifications
- 7.3.1 A pack will contain a minimum of one message record or a maximum of 99,999 message records plus a pack header record and a pack trailer record. One transmission can contain a maximum of 99 packs and a minimum of one pack.
- 7.3.2 The OCN, From (RAO), and Invoice Number will control the invoice sequencing. The From RAO will be used to identify to ReTel which BellSouth RAO is sending the message. BellSouth and ReTel will use the invoice sequencing to control data exchange. BellSouth will be notified of sequence failures identified by ReTel and resend the data as appropriate. ReTel's

The data will be packed using ATIS EMI Records.

RESALE DISCOUNTS AND RATES - Florida										Attachment: 1		Exhibit E			
CATEGORY	RATE ELEMENTS	Interm	Zone	BCS	USOC	RATES(\$)				Svc Order Submitted Elec per LSR	Svc Order Submitted Manually per LSR	Incremental Charge - Manual Svc Order vs. Electronic-1st	Incremental Charge - Manual Svc Order vs. Electronic-Add'l	Incremental Charge - Manual Svc Order vs. Electronic-Disc 1st	Incremental Charge - Manual Svc Order vs. Electronic-Disc Add'l
						Recurring	Nonrecurring		NRC Disconnec						
							First	Add'l	First	Add'l	SOME C	SOMAN	SOMAN	SOMAN	SOMAN
APPLICABLE DISCOUNTS															
	Residence %						21.83								
	Business %						16.81								
	CSAs %						16.81								
OPERATIONAL SUPPORT SYSTEMS (OSS) RATES															
	Electronic LSR				SOME C		10.80	0.00	10.80	0.00					
	Manual LSR				SOMAN		22.00	0.00	22.00	0.00					
SELECTIVE CALL ROUTING USING LINE CLASS CODES (SCR-LCC)															
	Selective Routing Per Unique Line Class Code Per Request Per Switch						93.55	93.55	11.46	11.46					
DIRECTORY ASSISTANCE CUSTOM BRANDING ANNOUNCEMENT via OLNS SOFTWARE															
	Recording of DA Custom Branded Announcement						3,000.00	3,000.00							
	Loading of DA Custom Branded Announcement per Switch per OCN						1,170.00	1,170.00							
DIRECTORY ASSISTANCE UNBRANDING via OLNS SOFTWARE															
	Loading of DA per OCN (1 OCN per Order)						420.00	420.00							
	Loading of DA per Switch per OCN						16.00	16.00							
OPERATOR ASSISTANCE CUSTOM BRANDING ANNOUNCEMENT via OLNS SOFTWARE															
	Recording of Custom Branded OA Announcement						7,000.00	7,000.00							
	Loading of Custom Branded OA Announcement per shelf/NAV per OCN						500.00	500.00							
	Loading of OA Custom Branded Announcement per Switch per OCN						1,170.00	1,170.00							
OPERATOR ASSISTANCE UNBRANDING via OLNS SOFTWARE															
	Loading of OA per OCN (Regional)						1,200.00	1,200.00							
ODUF/EODUF SERVICES															
OPTIONAL DAILY USAGE FILE (ODUF)															
	ODUF Recording, per message						0.0000071								
	ODUF Message Processing, per message						0.002146								
	ODUF Message Processing, per Magnetic Tape provisioned						35.91								
	ODUF Data Transmission (CONNECT DIRECT), per message						0.00010375								
ENHANCED OPTIONAL DAILY USAGE FILE (EODUF)															
	EODUF Message Processing, per message						0.080698								

Attachment 2

Network Elements and Other Services

TABLE OF CONTENTS

1 INTRODUCTION 3

2 UNBUNDLED LOOPS 4

3 HIGH FREQUENCY SPECTRUM NETWORK ELEMENT 24

4 LOCAL SWITCHING 34

5 UNBUNDLED NETWORK ELEMENT COMBINATIONS 41

6 TRANSPORT, CHANNELIZATION AND DARK FIBER..... 46

7 BELLSOUTH SWITCHED ACCESS (SWA) 8XX TOLL FREE DIALING TEN DIGIT SCREENING SERVICE 50

8 LINE INFORMATION DATABASE (LIDB) 50

9 SIGNALING..... 53

10 OPERATOR SERVICES (OPERATOR CALL PROCESSING AND DIRECTORY ASSISTANCE) .59

11 AUTOMATIC LOCATION IDENTIFICATION/DATA MANAGEMENT SYSTEM (ALI/DMS) 64

12 CALLING NAME (CNAM) DATABASE SERVICE 64

13 SERVICE CREATION ENVIRONMENT AND SERVICE MANAGEMENT SYSTEM (SCE/SMS) ADVANCED INTELLIGENT NETWORK (AIN) ACCESS..... 66

14 BASIC 911 AND E911..... 66

15 OPERATIONAL SUPPORT SYSTEMS (OSS) 67

LIDB Storage Agreement Exhibit A

Rates Exhibit B

ACCESS TO NETWORK ELEMENTS AND OTHER SERVICES

1 Introduction

- 1.1 This Attachment sets forth rates, terms and conditions for Network Elements and combinations of Network Elements that BellSouth agrees to offer to ReTel in accordance with its obligations under Section 251(c)(3) of the Act. Additionally, this Attachment sets forth the rates, terms and conditions for other services BellSouth makes available to ReTel. The rates for each Network Element and combination of Network Elements and other services are set forth in Exhibit B of this Attachment. Additionally, the provision of a particular Network Element or service may require ReTel to purchase other Network Elements or services.
- 1.2 For purposes of this Agreement, "Network Element" is defined to mean a facility or equipment ReTel used in the provision of a telecommunications service. For purposes of this Agreement, combinations of Network Elements shall be referred to as "Combinations."
- 1.3 BellSouth shall, upon request of ReTel, and to the extent technically feasible, provide to ReTel access to its Network Elements for the provision of ReTel's telecommunications services. If no rate is identified in this Agreement, the rate for the specific service or function will be as set forth in the applicable BellSouth tariff or as negotiated by the Parties upon request by either Party.
- 1.4 ReTel may purchase Network Elements and other services from BellSouth for the purpose of combining such network elements in any manner ReTel chooses to provide telecommunication services to its intended users, including recreating existing BellSouth services. With the exception of the sub-loop Network Elements which are located outside of the central office, BellSouth shall deliver the Network Elements purchased by ReTel to the demarcation point associated with ReTel's collocation arrangement.
- 1.5 BellSouth shall comply with the requirements as set forth in the technical references within this Attachment 2.
- 1.6 ReTel may not purchase unbundled network elements (UNEs) or convert special access circuits to UNEs if such network elements will be used to provide wireless telecommunications services.
- 1.7 BellSouth shall not connect individual UNEs or combinations of UNEs to BellSouth tariffed services.
- 1.8 If ReTel reports a trouble on a UNE and no trouble actually exists on the BellSouth portion, BellSouth will charge ReTel for any dispatching and testing (both inside and outside the CO) required by BellSouth in order to confirm the UNE's working status.

- 1.9 Rates
- 1.9.1 The prices that ReTel shall pay to BellSouth for Network Elements and Other Services are set forth in Exhibit B to this Attachment. If ReTel purchases a service(s) from a tariff, all terms and conditions and rates as set forth in such tariff shall apply.
- 1.9.2 Rates, terms and conditions for order cancellation charges and Service Date Advancement Charges will apply in accordance with Attachment 6 and are incorporated herein by this reference.
- 1.9.3 If ReTel modifies an order (Order Modification Charge (OMC)) after being sent a Firm Order Confirmation (FOC) from BellSouth, any costs incurred by BellSouth to accommodate the modification will be paid by ReTel in accordance with FCC No. 1 Tariff, Section 5.
- 1.9.4 A one-month minimum billing period shall apply to all UNE conversions or new installations.
- 2 Unbundled Loops**
- 2.1 General
- 2.1.1 The local loop Network Element (Loop) is defined as a transmission facility between a distribution frame (or its equivalent) in BellSouth's central office and the Loop demarcation point at an End User customer premises, including inside wire owned by BellSouth. The local Loop Network Element includes all features, functions, and capabilities of the transmission facilities, including dark fiber and attached electronics (except those used for the provision of advanced services, such as Digital Subscriber Line Access Multiplexers) and line conditioning.
- 2.1.2 The provisioning of a Loop to ReTel's collocation space will require cross-office cabling and cross-connections within the central office to connect the Loop to a local switch or to other transmission equipment. These cross-connects are separate components that are not considered a part of the Loop, and thus, have a separate charge.
- 2.1.3 To the extent available within BellSouth's network at a particular location, BellSouth will offer Loops capable of supporting telecommunications services. If a requested Loop type is not available and cannot be made available through BellSouth's Unbundled Loop Modification (ULM) process, then ReTel can use the Special Construction (SC) process to request that BellSouth place facilities in order to meet ReTel's Loop requirements. Standard Loop intervals shall not apply to the SC process.
- 2.1.4 Where facilities are available, BellSouth will install Loops in compliance with BellSouth's Products and Services Interval Guide available at the website at

<http://www.interconnection.bellsouth.com>. For orders of 15 or more Loops, the installation and any applicable Order Coordination as described below will be handled on a project basis, and the intervals will be set by the BellSouth project manager for that order. When Loops require a Service Inquiry (SI) prior to issuing the order to determine if facilities are available, the interval for the SI process is separate from the installation interval.

- 2.1.5 The Loop shall be provided to ReTel in accordance with BellSouth's TR73600 Unbundled Local Loop Technical Specification and applicable industry standard technical references.
- 2.1.6 ReTel may utilize the unbundled Loops to provide telecommunications services as long as such services are consistent with industry standards and BellSouth's TR73600.
- 2.1.7 BellSouth will only provision, maintain and repair the Loops to the standards that are consistent with the type of Loop ordered. In those cases where ReTel has requested that BellSouth modify a Loop so that it no longer meets the technical parameters of the original Loop type (e.g., voice grade, ISDN, ADSL, etc.), the resulting Loop will be maintained as an unbundled copper Loop (UCL), and ReTel shall pay the recurring and nonrecurring charges for a UCL. For non-service specific Loops (e.g. UCL, Loops modified by ReTel using the ULM process), BellSouth will only support that the Loop has copper continuity and balanced tip-and-ring.
 - 2.1.7.1 When a BellSouth technician is required to be dispatched to provision the Loop, BellSouth will tag the Loop with the Circuit ID number and the name of the ordering CLEC. When a dispatch is not required to provision the Loop, BellSouth will tag the Loop on the next required visit to the end user's location. If ReTel wants to ensure the Loop is tagged during the provisioning process for Loops that may not require a dispatch (e.g. UVL-SL1, UVL-SL2, UCL-ND, ReTel may order Loop Tagging. Rates for Loop Tagging are as set forth in Exhibit B of this Attachment.
- 2.1.8 **Loop Testing/Trouble Reporting**
 - 2.1.8.1 ReTel will be responsible for testing and isolating troubles on the Loops. ReTel must test and isolate trouble to the BellSouth portion of a designed/non-designed unbundled Loop (e.g., UVL-SL2, UCL-D, UVL-SL1, UCL-ND, etc.) before reporting repair to the UNE Customer Wholesale Interconnection Network Services (CWINS) Center. At the time of the trouble report, ReTel will be required to provide the results of the ReTel tests which indicate a problem on the BellSouth provided Loop.
 - 2.1.8.2 Once ReTel has isolated a trouble to the BellSouth provided Loop, and had issued a trouble report to BellSouth on the Loop, BellSouth will take the actions

necessary to repair the Loop if a trouble actually exists. BellSouth will repair these Loops in the same time frames that BellSouth repairs similarly situated Loops to its end users.

2.1.8.3 If ReTel reports a trouble on a non-designed or designed Loop and no trouble actually exists, BellSouth will charge ReTel for any dispatching and testing (both inside and outside the CO) required by BellSouth in order to confirm the Loop's working status.

2.1.9 **Order Coordination and Order Coordination-Time Specific**

2.1.9.1 Order Coordination (OC) allows BellSouth and ReTel to coordinate the installation of the SL2 Loops, Unbundled Digital Loops (UDL) and other Loops where OC may be purchased as an option, to ReTel's facilities to limit end user service outage. OC is available when the Loop is provisioned over an existing circuit that is currently providing service to the end user. OC for physical conversions will be scheduled at BellSouth's discretion during normal working hours on the committed due date. OC shall be provided in accordance with the chart set forth below.

2.1.9.2 Order Coordination – Time Specific (OC-TS) allows ReTel to order a specific time for OC to take place. BellSouth will make every effort to accommodate ReTel's specific conversion time request. However, BellSouth reserves the right to negotiate with ReTel a conversion time based on load and appointment control when necessary. This OC-TS is a chargeable option for all Loops except Unbundled Copper Loops (UCL) and Universal Digital Channel (UDC), and is billed in addition to the OC charge. ReTel may specify a time between 9:00 a.m. and 4:00 p.m. (location time) Monday through Friday (excluding holidays). If ReTel specifies a time outside this window, or selects a time or quantity of Loops that requires BellSouth technicians to work outside normal work hours, overtime charges will apply in addition to the OC and OC-TS charges. Overtime charges will be applied based on the amount of overtime worked and in accordance with the rates established in the Access Services Tariff, Section E13.2, for each state. The OC-TS charges for an order due on the same day at the same location will be applied on a per LSR basis.

2.1.10 **CLEC to CLEC Conversions for Unbundled Loops**

2.1.10.1 The CLEC to CLEC conversion process for unbundled Loops may be used by ReTel when converting an existing unbundled Loop from another CLEC for the same end user. The Loop type being converted must be included in ReTel's Interconnection Agreement before requesting a conversion.

2.1.10.2 To utilize the CLEC to CLEC conversion process, the Loop being converted must be the same Loop type with no requested changes to the Loop, must serve the

same end user location from the same serving wire center, and must not require an outside dispatch to provision.

- 2.1.10.3 The Loops converted to ReTel pursuant to the CLEC to CLEC conversion process shall be provisioned in the same manner and with the same functionality and options as described in this Attachment for the specific Loop type.

	Order Coordination (OC)	Order Coordination – Time Specific (OC-TS)	Test Points	DLR	Charge for Dispatch and Testing if No Trouble Found
SL-1 (Non-Designed)	Chargeable Option	Chargeable Option	Not available	Chargeable Option – ordered as Engineering Information Document	Charged for Dispatch inside and outside Central Office
UCL-ND (Non-Designed)	Chargeable Option	Not Available	Not Available	Chargeable Option – ordered as Engineering Information Document	Charged for Dispatch inside and outside Central Office
Unbundled Voice Loops - SL-2 (including 2- and 4-wire UVL) (Designed)	Included	Chargeable Option	Included	Included	Charged for Dispatch outside Central Office
Unbundled Digital Loop (Designed)	Included	Chargeable Option (except on Universal Digital Channel)	Included (where appropriate)	Included	Charged for Dispatch outside Central Office
Unbundled Copper Loop (Designed)	Chargeable in accordance with Section 2	Not available	Included	Included	Charged for Dispatch outside Central Office

For UVL-SL1 and UCLs, ReTel must order and will be billed for both OC and OC-TS if requesting OC-TS.

2.2 Unbundled Voice Loops (UVLs)

2.2.1 BellSouth shall make available the following UVLs:

2.2.1.1 2-wire Analog Voice Grade Loop – SL1 (Non-Designed)

2.2.1.2 2-wire Analog Voice Grade Loop – SL2 (Designed)

- 2.2.1.3 4-wire Analog Voice Grade Loop (Designed)
- 2.2.2 Unbundled Voice Loops (UVL) may be provisioned using any type of facility that will support voice grade services. This may include loaded copper, non-loaded copper, digital loop carrier systems, fiber or a combination of any of these facilities. BellSouth, in the normal course of maintaining, repairing, and configuring its network, may also change the facilities that are used to provide any given voice grade circuit. This change may occur at any time. In these situations, BellSouth will only ensure that the newly provided facility will support voice grade services. BellSouth will not guarantee that ReTel will be able to continue to provide any advanced services over the new facility. BellSouth will offer UVL in two different service levels - Service Level One (SL1) and Service Level Two (SL2).
- 2.2.3 Unbundled Voice Loop - SL1 (UVL-SL1) Loops are 2-wire Loop start circuits, will be non-designed, and will not have remote access test points. OC will be offered as a chargeable option on SL1 Loops when reuse of existing facilities has been requested by ReTel. ReTel may also order OC-TS when a specified conversion time is requested. OC-TS is a chargeable option for any coordinated order and is billed in addition to the OC charge. An Engineering Information (EI) document can be ordered as a chargeable option. The EI document provides Loop Make-Up information which is similar to the information normally provided in a Design Layout Record (DLR). Upon issuance of a non-coordinated order in the service order system, SL1 Loops will be activated on the due date in the same manner and time frames that BellSouth normally activates POTS-type Loops for its end users.
- 2.2.3.1 For an additional charge BellSouth will make available Loop Testing so that ReTel may request further testing on new UVL-SL1 Loops. Rates for Loop Testing are as set forth in Exhibit B of this Attachment.
- 2.2.4 Unbundled Voice Loop – SL2 (UVL-SL2) Loops may be 2-wire or 4-wire circuits, shall have remote access test points, and will be designed with a DLR provided to ReTel. SL2 circuits can be provisioned with loop start, ground start or reverse battery signaling. OC is provided as a standard feature on SL2 Loops. The OC feature will allow ReTel to coordinate the installation of the Loop with the disconnect of an existing customer's service and/or number portability service. In these cases, BellSouth will perform the order conversion with standard order coordination at its discretion during normal work hours.
- 2.3 **Unbundled Digital Loops**
- 2.3.1 BellSouth will offer Unbundled Digital Loops (UDL). UDLs are service specific, will be designed, will be provisioned with test points (where appropriate), and will come standard with OC and a DLR. The various UDLs are intended to support a specific digital transmission scheme or service.

- 2.3.2 BellSouth shall make available the following UDLs:
 - 2.3.2.1 2-wire Unbundled ISDN Digital Loop
 - 2.3.2.2 2-wire Universal Digital Channel (IDSL Compatible)
 - 2.3.2.3 2-wire Unbundled ADSL Compatible Loop
 - 2.3.2.4 2-wire Unbundled HDSL Compatible Loop
 - 2.3.2.5 4-wire Unbundled HDSL Compatible Loop
 - 2.3.2.6 4-wire Unbundled DS1 Digital Loop
 - 2.3.2.7 4-wire Unbundled Digital Loop/DS0 – 64 kbps, 56 kbps and below
 - 2.3.2.8 DS3 Loop
 - 2.3.2.9 STS-1 Loop
- 2.3.3 2-Wire Unbundled ISDN Digital Loops will be provisioned according to industry standards for 2-Wire Basic Rate ISDN services and will come standard with a test point, OC, and a DLR. ReTel will be responsible for providing BellSouth with a Service Profile Identifier (SPID) associated with a particular ISDN-capable Loop and end user. With the SPID, BellSouth will be able to adequately test the circuit and ensure that it properly supports ISDN service. BellSouth will not reconfigure its ISDN-capable Loop to support IDSL service.
 - 2.3.3.1 The Universal Digital Channel (UDC) (also known as IDSL-compatible Loop) is intended to be compatible with IDSL service and has the same physical characteristics and transmission specifications as BellSouth's ISDN-capable Loop. These specifications are listed in BellSouth's TR73600.
 - 2.3.3.2 The UDC may be provisioned on copper or through a Digital Loop Carrier (DLC) system. When UDC Loops are provisioned using a DLC system, the Loops will be provisioned on time slots that are compatible with data-only services such as IDSL.
- 2.3.4 2-Wire ADSL-Compatible Loop. This is a designed Loop that is provisioned according to Revised Resistance Design (RRD) criteria and may be up to 18kft long and may have up to 6kft of bridged tap (inclusive of Loop length). The Loop is a 2-wire circuit and will come standard with a test point, OC, and a DLR.
- 2.3.5 2-Wire or 4-Wire HDSL-Compatible Loop. This is a designed Loop that is provisioned according to Carrier Serving Area (CSA) criteria and may be up to 12kft long and may have up to 2,500 feet of bridged tap (inclusive of Loop length). It may be a 2-wire or 4-wire circuit and will come standard with a test point, OC, and a DLR.
- 2.3.6 4-Wire Unbundled DS1 Digital Loop. This is a designed 4-wire Loop that is provisioned according to industry standards for DS1 or Primary Rate ISDN services and will come standard with a test point, OC, and a DLR. A DS1 Loop may be provisioned over a variety of loop transmission technologies including

copper, HDSL-based technology or fiber optic transport systems. It will include a 4-Wire DS1 Network Interface at the End User's location.

- 2.3.7 4-Wire Unbundled Digital/DS0 Loop. These are designed 4-wire Loops that may be configured as 64kbps, 56kbps, 19kbps, and other sub-rate speeds associated with digital data services and will come standard with a test point, OC, and a DLR.
- 2.3.8 DS3 Loop. This is a two-point digital transmission path which provides for simultaneous two-way transmission of serial, bipolar, return-to-zero isochronous digital electrical signals at a transmission rate of 44.736 megabits per second (Mbps) that is dedicated to the use of ReTel in its provisioning of local exchange and associated exchange access services. It may provide transport for twenty-eight (28) DS1 channels, each of which provides the digital equivalent of twenty-four analog voice grade channels. The interface to unbundled dedicated DS3 transport is a metallic-based electrical interface.
- 2.3.9 STS-1 Loop. This is a high-capacity digital transmission path with SONET VT1.5 mapping that is dedicated for the use of ReTel for the purpose of provisioning local exchange and associated exchange access services. It is a two-point digital transmission path which provides for simultaneous two-way transmission of serial bipolar return-to-zero synchronous digital electrical signals at a transmission rate of 51.84 megabits per second (Mbps). It may provide transport for twenty-eight (28) DS1 channels, each of which provides the digital equivalent of twenty-four analog voice grade channels. The interface to unbundled dedicated STS-1 transport is a metallic-based electrical interface.
- 2.3.10 DS3 services come with a test point and a DLR. Mileage is airline miles, rounded up and a minimum of one mile applies. BellSouth TR 73501 LightGate[®] Service Interface and Performance Specifications, Issue D, June 1995 applies to DS3 services.

2.4 **Unbundled Copper Loops (UCL)**

- 2.4.1 BellSouth shall make available Unbundled Copper Loops (UCLs). The UCL is a copper twisted pair Loop that is unencumbered by any intervening equipment (e.g., filters, load coils, range extenders, digital loop carrier, or repeaters) and is not intended to support any particular telecommunications service. The UCL will be offered in two types – Designed and Non-Designed.

2.4.2 **Unbundled Copper Loop – Designed (UCL-D)**

- 2.4.2.1 The UCL-D will be provisioned as a dry copper twisted pair Loop that is unencumbered by any intervening equipment (e.g., filters, load coils, range extenders, digital loop carrier, or repeaters). The UCL-D will be offered in two versions - Short and Long.

- 2.4.2.1.1 A short UCL-D (18kft or less) is provisioned according to Resistance Design parameters, may have up to 6kft of bridged tap and will have up to 1300 Ohms of resistance.
- 2.4.2.1.2 The long UCL-D (beyond 18kft) is provisioned as a dry copper twisted pair longer than 18kft and may have up to 12kft of bridged tap and up to 2800 Ohms of resistance.
- 2.4.2.2 The UCL-D is a designed circuit, is provisioned with a test point, and comes standard with a DLR. OC is a chargeable option for a UCL-D; however, OC is always required on UCLs where a reuse of existing facilities has been requested by ReTel.
- 2.4.2.3 These Loops are not intended to support any particular services and may be utilized by ReTel to provide a wide-range of telecommunications services as long as those services do not adversely affect BellSouth's network. This facility will include a Network Interface Device (NID) at the customer's location for the purpose of connecting the Loop to the customer's inside wire.
- 2.4.2.4 BellSouth will make available the following UCL-Ds:
- 2.4.2.4.1 2-Wire UCL-D/short
 - 2.4.2.4.2 2-Wire UCL-D/long
 - 2.4.2.4.3 4-Wire UCL-D/short
 - 2.4.2.4.4 4-Wire UCL-D/long
- 2.4.3 **Unbundled Copper Loop – Non-Designed (UCL-ND)**
- 2.4.3.1 The UCL-ND is provisioned as a dedicated 2-wire metallic transmission facility from BellSouth's Main Distribution Frame to a customer's premises (including the NID). The UCL-ND will be a "dry copper" facility in that it will not have any intervening equipment such as load coils, repeaters, or digital access main lines (DAMLs), and may have up to 6kft of bridged tap between the end user's premises and the serving wire center. The UCL-ND typically will be 1300 Ohms resistance and in most cases will not exceed 18kft in length, although the UCL-ND will not have a specific length limitation. For Loops less than 18kft and with less than 1300 Ohms resistance, the Loop will provide a voice grade transmission channel suitable for Loop start signaling and the transport of analog voice grade signals. The UCL-ND will not be designed and will not be provisioned with either a DLR or a test point.
- 2.4.3.2 The UCL-ND facilities may be mechanically assigned using BellSouth's assignment systems. Therefore, the Loop Make Up process is not required to order and provision the UCL-ND. However, ReTel can request Loop Make Up for which additional charges would apply.

- 2.4.3.3 For an additional charge, BellSouth also will make available Loop Testing so that ReTel may request further testing on the UCL-ND. Rates for Loop Testing are as set forth in Exhibit B of this Attachment.
- 2.4.3.4 UCL-ND Loops are not intended to support any particular service and may be utilized by ReTel to provide a wide-range of telecommunications services as long as those services do not adversely affect BellSouth's network. The UCL-ND will include a NID at the customer's location for the purpose of connecting the Loop to the customer's inside wire.
- 2.4.3.5 OC will be provided as a chargeable option and may be utilized when the UCL-ND provisioning is associated with the reuse of BellSouth facilities. OC-TS does not apply to this product.
- 2.4.3.6 ReTel may use BellSouth's ULM offering to remove bridged tap and/or load coils from any Loop within the BellSouth network. Therefore, some Loops that would not qualify as UCL-ND could be transformed into Loops that do qualify, using the ULM process.

2.5 **Unbundled Loop Modifications (Line Conditioning)**

- 2.5.1 Line Conditioning is defined as the removal from the Loop of any devices that may diminish the capability of the Loop to deliver high-speed switched wireline telecommunications capability, including xDSL service. Such devices include, but are not limited to, load coils, bridged taps, low pass filters, and range extenders.
- 2.5.2 BellSouth shall condition Loops, as requested by ReTel, whether or not BellSouth offers advanced services to the End User on that Loop.
- 2.5.3 In some instances, ReTel will require access to a copper twisted pair Loop unfettered by any intervening equipment (e.g., filters, load coils, range extenders, etc.), so that ReTel can use the Loop for a variety of services by attaching appropriate terminal equipment at the ends. ReTel will determine the type of service that will be provided over the Loop. BellSouth's ULM process will be used to determine the costs and feasibility of conditioning the Loops as requested. Rates for ULM are as set forth in Exhibit B of this Attachment.
- 2.5.4 In those cases where ReTel has requested that BellSouth modify a Loop so that it no longer meets the technical parameters of the original Loop type (e.g., voice grade, ISDN, ADSL, etc.), the resulting modified Loop will be ordered and maintained as a UCL.
- 2.5.5 ULM includes the following: 1) removal of devices on 2-wire or 4-wire Loops equal to or less than 18kft; 2) removal of devices on 2-wire or 4-wire Loops longer than 18kft; and 3) removal of bridged taps on Loops of any length.

2.5.6 ReTel shall request Loop make up information pursuant to this Attachment prior to submitting a service inquiry and/or a LSR for the Loop type that ReTel desires BellSouth to condition.

2.5.7 When requesting ULM for a Loop that BellSouth has previously provisioned for ReTel, ReTel will submit a service inquiry to BellSouth. If a spare Loop facility that meets the loop modification specifications requested by ReTel is available at the location for which the ULM was requested, ReTel will have the option to change the Loop facility to the qualifying spare facility rather than to provide ULM. In the event that BellSouth changes the Loop facility in lieu of providing ULM, ReTel will not be charged for ULM but will only be charged the service order charges for submitting an order.

2.6 **Loop Provisioning Involving Integrated Digital Loop Carriers**

2.6.1 Where ReTel has requested an Unbundled Loop and BellSouth uses Integrated Digital Loop Carrier (IDLC) systems to provide the local service to the end user and BellSouth has a suitable alternate facility available, BellSouth will make such alternative facilities available to ReTel. If a suitable alternative facility is not available, then to the extent it is technically feasible, BellSouth will implement one of the following alternative arrangements for ReTel (e.g. hairpinning):

1. Roll the circuit(s) from the IDLC to any spare copper that exists to the customer premises.
2. Roll the circuit(s) from the IDLC to an existing DLC that is not integrated.
3. If capacity exists, provide "side-door" porting through the switch.
4. If capacity exists, provide "DACS-door" porting (if the IDLC routes through a DACS prior to integration into the switch).

2.6.2 Arrangements 3 and 4 above require the use of a designed circuit. Therefore, non-designed Loops such as the SLI voice grade and UCL-ND may not be ordered in these cases.

2.6.3 If no alternate facility is available, BellSouth will utilize its SC process to determine the additional costs required to provision the Loop facilities. ReTel will then have the option of paying the one-time SC rates to place the Loop.

2.7 **Network Interface Device (NID)**

2.7.1 The NID is defined as any means of interconnection of End User customer premises wiring to BellSouth's distribution plant, such as a cross-connect device used for that purpose. The NID is a single-line termination device or that portion of a multiple-line termination device required to terminate a single line or circuit at the premises. The NID features two independent chambers or divisions that separate the service provider's network from the end user's customer-premises wiring. Each chamber or division contains the appropriate connection points or posts to which the service provider and the end user each make their connections.

The NID provides a protective ground connection and is capable of terminating cables such as twisted pair cable.

- 2.7.2 BellSouth shall permit ReTel to connect ReTel's Loop facilities to the End User's customer-premises wiring through the BellSouth NID or at any other technically feasible point.
- 2.7.3 **Access to NID**
- 2.7.3.1 ReTel may access the end user's customer-premises wiring by any of the following means and ReTel shall not disturb the existing form of electrical protection and shall maintain the physical integrity of the NID:
- 2.7.3.1.1 BellSouth shall allow ReTel to connect its Loops directly to BellSouth's multi-line residential NID enclosures that have additional space and are not used by BellSouth or any other telecommunications carriers to provide service to the premises.
- 2.7.3.1.2 Where an adequate length of the end user's customer premises wiring is present and environmental conditions permit, either Party may remove the customer premises wiring from the other Party's NID and connect such wiring to that Party's own NID;
- 2.7.3.1.3 Either Party may enter the subscriber access chamber or dual chamber NID enclosures for the purpose of extending a connect divisioned or spliced jumper wire from the customer premises wiring through a suitable "punch-out" hole of such NID enclosures; or
- 2.7.3.1.4 ReTel may request BellSouth to make other rearrangements to the end user customer premises wiring terminations or terminal enclosure on a time and materials cost basis.
- 2.7.3.2 In no case shall either Party remove or disconnect the other Party's Loop facilities from either Party's NIDs, enclosures, or protectors unless the applicable Commission has expressly permitted the same and the disconnecting Party provides prior notice to the other Party. In such cases, it shall be the responsibility of the Party disconnecting Loop facilities to leave undisturbed the existing form of electrical protection and to maintain the physical integrity of the NID. It will be ReTel's responsibility to ensure there is no safety hazard, and ReTel will hold BellSouth harmless for any liability associated with the removal of the BellSouth Loop from the BellSouth NID. Furthermore, it shall be the responsibility of the disconnecting Party, once the other Party's Loop has been disconnected from the NID, to reconnect the disconnected Loop to a nationally recognized testing laboratory listed station protector, which has been grounded as per Article 800 of the National Electrical Code. If no spare station protector exists in the NID, the disconnected Loop must be appropriately cleared, capped and stored.

- 2.7.3.3 ReTel shall not remove or disconnect ground wires from BellSouth's NIDs, enclosures, or protectors.
- 2.7.3.4 ReTel shall not remove or disconnect NID modules, protectors, or terminals from BellSouth's NID enclosures.
- 2.7.3.5 Due to the wide variety of NID enclosures and outside plant environments, BellSouth will work with ReTel to develop specific procedures to establish the most effective means of implementing this section if the procedures set forth herein do not apply to the NID in question.
- 2.7.4 Technical Requirements
 - 2.7.4.1 The NID shall provide an accessible point of interconnection and shall maintain a connection to ground.
 - 2.7.4.2 If an existing NID is accessed, it shall be capable of transferring electrical analog or digital signals between the end user's customer premises and the distribution media and/or cross connect to ReTel's NID.
 - 2.7.4.3 Existing BellSouth NIDs will be provided in "as is" condition. ReTel may request BellSouth to do additional work to the NID on a time and material basis. When ReTel deploys its own local Loops in a multiple-line termination device, ReTel shall specify the quantity of NIDs connections that it requires within such device.

2.8 **Sub-loop Elements**

- 2.8.1 Where facilities permit, BellSouth shall offer access to its Unbundled Sub-Loop (USL) and Unbundled Sub-loop Concentration (USLC) System.

2.8.2 **Unbundled Sub-Loop Distribution**

- 2.8.2.1 The unbundled sub-loop distribution facility is a dedicated transmission facility that BellSouth provides from an end user's point of demarcation to a BellSouth cross-connect device. The BellSouth cross-connect device may be located within a remote terminal (RT) or a stand-alone cross-box in the field or in the equipment room of a building. The unbundled sub-loop distribution media is a copper twisted pair that can be provisioned as a 2-Wire or 4-Wire facility. BellSouth will make available the following sub-loop distribution offerings where facilities exist:

- Unbundled Sub-Loop Distribution – Voice Grade
- Unbundled Copper Sub-Loop
- Unbundled Sub-Loop Distribution – Intrabuilding Network Cable (aka riser cable)

- 2.8.2.2 Unbundled Sub-Loop Distribution – Voice Grade (USLD-VG) is a sub-loop facility from the cross-box in the field up to and including the point of demarcation at the end user's premises and may have load coils.

- 2.8.2.3 Unbundled Copper Sub-Loop (UCSL) is a copper facility of any length provided from the cross-box in the field up to and including the End User's point of demarcation. If available, this facility will not have any intervening equipment such as load coils between the End User and the cross-box.
- 2.8.2.3.1 If ReTel requests a UCSL and it is not available, ReTel may request the Sub-Loop facility be modified pursuant to the ULM process to remove load coils and/or bridged taps. If load coils and/or bridged taps are removed, the facility will be classified as a UCSL.
- 2.8.2.4 Unbundled Sub-Loop Distribution – Intrabuilding Network Cable (USLD-INC) is the distribution facility inside a building or between buildings on the same property that is not separated by a public street or road. USLD-INC includes the facility from the cross-connect device in the building equipment room up to and including the point of demarcation at the end user's premises.
- 2.8.2.4.1 BellSouth will install a cross connect panel in the building equipment room for the purpose of accessing USLD-INC pairs from a building equipment room. The cross-connect panel will function as a single point of interconnection (SPOI) for USLD-INC and will be accessible by multiple carriers as space permits. BellSouth will place cross-connect blocks in 25-pair increments for ReTel's use on this cross-connect panel. ReTel will be responsible for connecting its facilities to the 25-pair cross-connect block(s).
- 2.8.2.5 For access to Voice Grade USLD and UCSL, ReTel shall install a cable to the BellSouth cross-box pursuant to the terms and conditions for physical collocation for remote sites set forth in this Agreement. This cable would be connected by a BellSouth technician within the BellSouth cross-box during the set-up process. ReTel's cable pairs can then be connected to BellSouth's USL within the BellSouth cross-box by the BellSouth technician.
- 2.8.2.6 Through the Service Inquiry (SI) process, BellSouth will determine whether access to Unbundled Sub-Loops at the location requested by ReTel is technically feasible and whether sufficient capacity exists in the cross-box. If existing capacity is sufficient to meet ReTel's request, then BellSouth will perform the site set-up as described in the CLEC Information Package, located at the Website address: <http://www.interconnection.bellsouth.com/products/html/un.es.html>. If any work must be done to modify existing BellSouth facilities or add new facilities (other than adding the cross-connect panel in a building equipment room to accommodate ReTel's request for Unbundled Sub-Loops, ReTel may request BellSouth's SC process to determine additional costs required to provision the Unbundled Sub-Loops. ReTel will have the option to proceed under the SC process to modify the BellSouth facilities.
- 2.8.2.7 The site set-up must be completed before ReTel can order sub-loop pairs. For the site set-up in a BellSouth cross-connect box in the field, BellSouth will perform the

necessary work to splice ReTel's cable into the cross-connect box. For the site set-up inside a building equipment room, BellSouth will perform the necessary work to install the cross-connect panel and the connecting block(s) that will be used to provide access to the requested USLs.

2.8.2.8 Once the site set-up is complete, ReTel will request sub-loop pairs through submission of a LSR form to the LCSC. OC is required with USL pair provisioning when ReTel requests reuse of an existing facility, and the OC charge shall be billed in addition to the USL pair rate. For expedite requests by ReTel for sub-loop pairs, expedite charges will apply for intervals less than 5 days.

2.8.2.9 Unbundled Sub-Loops will be provided in accordance with technical reference TR73600.

2.8.3 **Unbundled Network Terminating Wire (UNTW)**

2.8.3.1 Unbundled Network Terminating Wire (UNTW) is unshielded twisted copper wiring that is used to extend circuits from an intra-building network cable terminal or from a building entrance terminal to an individual end user's point of demarcation. It is the final portion of the Loop that in multi-subscriber configurations represents the point at which the network branches out to serve individual subscribers.

2.8.3.2 This element will be provided in Multi-Dwelling Units (MDUs) and/or Multi-Tenants Units (MTUs) where either Party owns wiring all the way to the End User's premises. Neither Party will provide this element in locations where the property owner provides its own wiring to the End User's premises, where a third party owns the wiring to the End User's premises or where the property owner will not allow the other Party to place its facilities to the end user.

2.8.3.3 Requirements

2.8.3.3.1 On a multi-unit premises, upon request of the other Party (Requesting Party), the Party owning the network terminating wire (Provisioning Party) will provide access to UNTW pairs on an Access Terminal that is suitable for use by multiple carriers at each Garden Terminal or Wiring Closet.

2.8.3.3.2 The Provisioning Party shall not be required to install new or additional NTW beyond existing NTW to provision the services of the Requesting Party.

2.8.3.3.3 In existing MDUs and/or MTUs in which BellSouth does not own or control wiring (INC/NTW) to the end users' premises, ReTel will install UNTW Access Terminals for BellSouth at no additional charge.

2.8.3.3.4 In situations in which BellSouth activates a UNTW pair, BellSouth will compensate ReTel for each pair activated commensurate to the price specified in ReTel's Agreement.

- 2.8.3.3.5 Upon receipt of the UNTW Service Inquiry (SI) requesting access to the Provisioning Party's UNTW pairs at a multi-unit premise, representatives of both Parties will participate in a meeting at the site of the requested access. The purpose of the site visit will include discussion of the procedures for installation and location of the Access Terminals. By request of the Requesting Party, an Access Terminal will be installed either adjacent to each of the Provisioning Party's Garden Terminal or inside each Wiring Closet. The Requesting Party will deliver and connect its central office facilities to the UNTW pairs within the Access Terminal. The Requesting Party may access any available pair on an Access Terminal. A pair is available when a pair is not being utilized to provide service or where the end user has requested a change in its local service provider to the Requesting Party. Prior to connecting the Requesting Party's service on a pair previously used by the Provisioning Party, the Requesting Party is responsible for ensuring the End User is no longer using the Provisioning Party's service or another CLEC's service before accessing UNTW pairs.
- 2.8.3.3.6 Access Terminal installation intervals will be established on an individual case basis.
- 2.8.3.3.7 The Requesting Party is responsible for obtaining the property owner's permission for the Provisioning Party to install an Access Terminal(s) on behalf of the Requesting Party. The submission of the SI by the Requesting Party will serve as certification by the Requesting Party that such permission has been obtained. If the property owner objects to Access Terminal installations that are in progress or subsequent to completion and demands removal of Access Terminals, the Requesting Party will be responsible for costs associated with removing Access Terminals and restoring the property to its original state prior to Access Terminals being installed.
- 2.8.3.3.8 The Requesting Party shall indemnify and hold harmless the Provisioning Party against any claims of any kind that may arise out of the Requesting Party's failure to obtain the property owner's permission. The Requesting Party will be billed for nonrecurring and recurring charges for accessing UNTW pairs at the time the Requesting Party activates the pair(s). The Requesting Party will notify the Provisioning Party each time it activates UNTW pairs using the LSR form.
- 2.8.3.3.9 The Requesting Party will isolate and report troubles in the manner specified by the Provisioning Party. The Requesting Party must tag the UNTW pair that requires repair. If the Provisioning Party dispatches a technician on a reported trouble call and no UNTW trouble is found, the Provisioning Party will charge Requesting Party for time spent on the dispatch and testing the UNTW pair(s).
- 2.8.3.3.10 If the Requesting Party initiates the Access Terminal installation and the Requesting Party has not activated at least one pair on the Access Terminal installed pursuant to the Requesting Party's request for an Access Terminal within 6 months of installation of the Access Terminal, the Provisioning Party will bill the

Requesting Party a nonrecurring charge equal to the actual cost of provisioning the Access Terminal.

2.8.3.3.11 If the Provisioning Party determines that the Requesting Party is using the UNTW pairs without reporting the activation of the pairs, the following charges shall apply:

2.8.3.3.11.1 If the Requesting Party issued a LSR to disconnect an End User from the Provisioning Party in order to use a UNTW pair, the Requesting Party will be billed for the use of the pair back to the disconnect order date.

2.8.3.3.11.2 If the Requesting Party activated a UNTW pair on which the Provisioning Party was not previously providing service, the Requesting Party will be billed for the use of that pair back to the date the End User began receiving service using that pair. Upon request, the Requesting Party will provide copies of its billing record to substantiate such date. If the Requesting Party fails to provide such records, then the Provisioning Party will bill the Requesting Party back to the date of the Access Terminal installation.

2.8.4 **Unbundled Sub-Loop Feeder**

2.8.4.1 Unbundled Sub-Loop Feeder (USLF) provides connectivity between BellSouth's central office and cross-box (or other access point) that serves one or more end user locations.

2.8.4.2 USLF utilized for voice traffic can be configured as 2-wire voice (USLF-2W/V) or 4-wire voice (USLF-4W/V).

2.8.4.3 USLF utilized for digital traffic can be configured as 2-wire ISDN (USLF-2W/I); 2-wire Copper (USLF-2W/C); 4-wire Copper (USLF-4W/C); 4-wire DS0 level Loop (USLF-4W/D0); or 4-wire DS1 and ISDN (USLF-4W/DI).

2.8.4.4 USLF will provide access to both the equipment and the features in the BellSouth central office and BellSouth cross box necessary to provide a 2-wire or 4-wire communications pathway from the BellSouth central office to the BellSouth cross-box. This element will allow for the connection of ReTel's loop distribution elements onto BellSouth's feeder system.

2.8.4.5 Requirements

2.8.4.5.1 ReTel will extend a compatible cable to BellSouth's cross-box. BellSouth will connect the cable to a cross-connect panel inside the BellSouth cross-box to the requested level of feeder element. In those cases in which there is no room in the BellSouth cross-box to accommodate the additional cross-connect panels mentioned above, ReTel may request, through the BellSouth SC process, a determination of costs to provide the sub-loop feeder element to ReTel. ReTel will then have the option of paying the SC charges or canceling the order.

- 2.8.4.5.2 USLF will be a designed circuit and BellSouth will provide a DLR for this element.
- 2.8.4.5.3 BellSouth will provide USLF elements in accordance with applicable industry standards for these types of facilities. Where industry standards do not exist, BellSouth's TR73600 will be used to determine performance parameters.
- 2.8.4.6 Unbundled Sub-Loop Feeder – DS3 and above
 - 2.8.4.6.1 USLF DS3 and above provides connectivity between a BellSouth Serving Wire Center (SWC) collocation arrangement and the Remote Terminal (RT) associated with the SWC that serves an end user location.
 - 2.8.4.6.2 The sub-loop feeder shall be utilized for voice and digital traffic. It may be configured at DS3 or STS-1 transmission capacities and shall require a Service Inquiry.
- 2.8.4.7 Requirements
 - 2.8.4.7.1 Access in the SWC and RT will be via a Collocation cross-connect.
 - 2.8.4.7.2 USLF DS3 and above will be a designed circuit. BellSouth will provide a DLR for this network element.
- 2.8.4.8 Rates. Rates for these services are as set forth in Exhibit B of this Attachment. Mileage is based on airline miles.
- 2.8.4.9 BellSouth will provide USLF DS3 and above elements in accordance with applicable industry standards.
- 2.8.5 **Unbundled Loop Concentration (ULC)**
 - 2.8.5.1 BellSouth will provide to ReTel Unbundled Loop Concentration (ULC). Loop concentration systems in the central office concentrate the signals transmitted over local Loops onto a digital loop carrier system. The concentration device is placed inside a BellSouth central office. BellSouth will offer ULC with a TR008 interface or a TR303 interface.
 - 2.8.5.2 ULC will be offered in two system options. System A will allow up to 96 BellSouth Loops to be concentrated onto two or more DS1s. The high-speed connection from the concentrator will be at the electrical DS1 level and will connect to ReTel at ReTel's collocation site. System B will allow up to 192 BellSouth Loops to be concentrated onto 4 or more DS1s. System A may be upgraded to a System B. A minimum of two DS1s is required for each system (i.e., System A requires two DS1s and System B would require an additional two DS1s or four in total). All DS1 interfaces will terminate to ReTel's collocation space. ULC service is offered with concentration (2 DS1s for 96 channels) or

without concentration (4 DS1s for 96 channels) and with or without protection. A Loop Interface element will be required for each Loop that is terminated onto the ULC system.

2.8.6 **Unbundled Sub-Loop Concentration (USLC)**

2.8.6.1 Where facilities permit, ReTel may concentrate its sub-loops onto multiple DS1s back to the BellSouth Central Office.

2.8.6.2 USLC, using the Lucent Series 5 equipment, will be offered in two system options. System A will allow up to 96 of ReTel's sub-loops to be concentrated onto two or more DS1s. System B will allow an additional 96 of ReTel's sub-loops to be concentrated onto two or more additional DS1s. One System A may be supplemented with one System B and they both must be physically located in a single Series 5 dual channel bank. A minimum of two DS1s is required for each system (i.e., System A requires two DS1s and System B would require an additional two DS1s or four in total). The DS1 level facility that connects the Remote Terminal site with the SWC is known as a Feeder Interface. All DS1 Feeder Interfaces will terminate to ReTel's demarcation point associated with ReTel's collocation space within the SWC that serves the RT. USLC service is offered with or without concentration and with or without a protection DS1.

2.8.6.3 ReTel is required to deliver its sub-loops to its own cross-box, RT, or other similar device and deliver a single cable to the BellSouth RT. This cable shall be connected by a BellSouth technician to a cross-connect panel within the BellSouth RT/cross-box and shall allow ReTel's sub-loops to be placed on the USLC and transported to ReTel's collocation space at a DS1 level.

2.8.7 **Dark Fiber Loop**

2.8.7.1 Dark Fiber Loop is an unused optical transmission facility, without attached signal regeneration, multiplexing, aggregation or other electronics, from an end user's premises connected via a cross connect to the demarcation point associated with ReTel's collocation space in the end user's serving wire center. Dark Fiber Loops may be strands of optical fiber existing in aerial or underground structure. BellSouth will not provide line terminating elements, regeneration or other electronics necessary for ReTel to utilize Dark Fiber Loops.

2.8.7.2 Requirements

2.8.7.2.1 BellSouth shall make available Dark Fiber Loop where it exists in BellSouth's network and where, as a result of future building or deployment, it becomes available. Dark Fiber Loop will not be deemed available if: (1) it is used by BellSouth for maintenance and repair purposes; (2) it is designated for use pursuant to a firm order placed by another customer; (3) it is restricted for use by all carriers, including BellSouth, because of transmission problems or because it is

scheduled for removal due to documented changes to roads and infrastructure; or (4) BellSouth has plans to use the fiber within a two-year planning period. BellSouth is not required to place the fiber for Dark Fiber Loop if none is available.

- 2.8.7.2.2 ReTel is solely responsible for testing the quality of the Dark Fiber to determine its usability and performance specifications.
- 2.8.7.2.3 BellSouth shall use its commercially reasonable efforts to provide to ReTel information regarding the location, availability and performance of Dark Fiber Loop within ten (10) business days after receiving a Service Inquiry (SI) from ReTel.
- 2.8.7.2.4 If the requested Dark Fiber Loop is available, BellSouth shall use commercially reasonable efforts to provision the Dark Fiber Loop to ReTel within twenty (20) business days after ReTel submits a valid, error free LSR. Provisioning includes identification of appropriate connection points (e.g., Light Guide Interconnection (LGX)) to enable ReTel to connect ReTel provided transmission media (e.g., optical fiber) or equipment to the Dark Fiber Loop.

2.9 **Loop Makeup (LMU)**

2.9.1 Description of Service

- 2.9.1.1 BellSouth shall make available to ReTel LMU information so that ReTel can make an independent judgment about whether the Loop is capable of supporting the advanced services equipment ReTel intends to install and the services ReTel wishes to provide. This section addresses LMU as a preordering transaction, distinct from ReTel ordering any other service(s). Loop Makeup Service Inquiries (LMUSI) for preordering Loop Make-Up are likewise unique from other preordering functions with associated service inquiries (SI) as described in this Agreement.
- 2.9.1.2 BellSouth will provide ReTel LMU information consisting of the composition of the Loop material (copper/fiber); the existence, location and type of equipment on the Loop, including but not limited to digital loop carrier or other remote concentration devices, feeder/distribution interfaces, bridged taps, load coils, pair-gain devices; the Loop length; the wire gauge and electrical parameters.
- 2.9.1.3 BellSouth's LMU information is provided to ReTel as it exists either in BellSouth's databases or in its hard copy facility records. BellSouth does not guarantee accuracy or reliability of the LMU information provided.
- 2.9.1.4 BellSouth's provisioning of LMU information to the requesting CLEC on facilities is contingent upon either BellSouth or the requesting CLEC controlling the Loop(s) that serve the service location for which LMU information has been requested by the CLEC. The requesting CLEC is not authorized to receive LMU

information on a facility used or controlled by another CLEC unless BellSouth receives a Letter of Authorization (LOA) from the voice CLEC (owner) or its authorized agent on the LMUSI submitted by the requesting CLEC.

2.9.1.5 ReTel may choose to use equipment that it deems will enable it to provide a certain type and level of service over a particular BellSouth Loop as long as that equipment does not disrupt other services on the BellSouth network. The determination shall be made solely by ReTel and BellSouth shall not be liable in any way for the performance of the advanced data services provisioned over said Loop. The specific Loop type (ADSL, HDSL, or otherwise) ordered on the LSR must match the LMU of the Loop reserved taking into consideration any requisite line conditioning. The LMU data is provided for informational purposes only and does not guarantee ReTel's ability to provide advanced data services over the ordered Loop type. Further, if ReTel orders Loops that do not require a specific facility medium (i.e. copper only) or Loops that are not intended to support advanced services (such as UV-SL1, UV-SL2, or ISDN compatible Loops) and that are not inventoried as advanced services Loops, the LMU information for such Loops is subject to change at any time due to modifications and/or upgrades to BellSouth's network. ReTel is fully responsible for any of its service configurations that may differ from BellSouth's technical standard for the Loop type ordered.

2.9.2 **Submitting Loop Makeup Service Inquiries**

2.9.2.1 ReTel may obtain LMU information by submitting a LMUSI mechanically or manually. Mechanized LMUSIs should be submitted through BellSouth's OSS interfaces. After obtaining the Loop information from the mechanized LMUSI process, if ReTel needs further Loop information in order to determine Loop service capability, ReTel may initiate a separate Manual Service Inquiry for a separate nonrecurring charge as set forth in Exhibit B of this Attachment.

2.9.2.2 Manual LMUSIs shall be submitted by electronic mail to BellSouth's CRSG utilizing the Preordering Loop Makeup Service Inquiry form. The service interval for the return of a manual LMUSI is three business days. Manual LMUSIs are not subject to expedite requests. This service interval is distinct from the interval applied to the subsequent service order.

2.9.3 **Loop Reservations**

2.9.3.1 For a Mechanized LMUSI, ReTel may reserve up to ten Loop facilities. For a Manual LMUSI, ReTel may reserve up to three Loop facilities.

2.9.3.2 ReTel may reserve facilities for up to four (4) business days for each facility requested on a LMUSI from the time the LMU information is returned to ReTel. During and prior to ReTel placing an LSR, the reserved facilities are rendered unavailable to other customers, including BellSouth. If ReTel does not submit an

LSR for a UNE service on a reserved facility within the four-day reservation timeframe, the reservation of that spare facility will become invalid and the facility will be released.

2.9.3.3 Charges for preordering LMUSI are separate from any charges associated with ordering other services from BellSouth.

2.9.4 **Ordering of Other UNE Services**

2.9.4.1 All LSRs issued for reserved facilities shall reference the facility reservation number as provided by BellSouth. ReTel will not be billed any additional LMU charges for the Loop ordered on such LSR. If, however, ReTel does not reserve facilities upon an initial LMUSI, ReTel's placement of an order for an advanced data service type facility will incur the appropriate billing charges to include service inquiry and reservation per Exhibit B of this Attachment.

2.9.4.2 Where ReTel has reserved multiple Loop facilities on a single reservation, ReTel may not specify which facility shall be provisioned when submitting the LSR. For those occasions, BellSouth will assign to ReTel, subject to availability, a facility that meets the BellSouth technical standards of the BellSouth type Loop as ordered by ReTel. If the ordered Loop type is not available, ReTel may utilize the ULM process or the SC process, as applicable, to obtain the Loop type ordered.

3 **High Frequency Spectrum Network Element**

3.1 General

3.1.1 BellSouth shall provide ReTel access to the high frequency spectrum of the local Loop as a UNE at the rates set forth in this Attachment only where BellSouth is the voice service provider to the end user.

3.1.2 The High Frequency Spectrum is defined as the frequency range above the voiceband on a copper Loop facility carrying analog circuit-switched voiceband transmissions. Access to the High Frequency Spectrum is intended to allow ReTel the ability to provide Digital Subscriber Line (xDSL) data services to the end user for which BellSouth provides voice services. The High Frequency Spectrum shall be available for any version of xDSL complying with Spectrum Management Class 5 of ANSI T1.417, American National Standard for Telecommunications, Spectrum Management for Loop Transmission Systems. BellSouth will continue to have access to the low frequency portion of the Loop spectrum (from 300 Hertz to at least 3000 Hertz, and potentially up to 3400 Hertz, depending on equipment and facilities) for the purposes of providing voice service. ReTel shall only use xDSL technology that is within the PSD mask for Spectrum Management Class 5 as found in the above-mentioned document.

3.1.3 Access to the High Frequency Spectrum requires an unloaded, 2-wire copper Loop. An unloaded Loop is a copper Loop with no load coils, low-pass filters,

range extenders, DAMLs, or similar devices and minimal bridged taps consistent with ANSI T1.413 and T1.601.

- 3.1.4 BellSouth will provide Loop Modification to ReTel on an existing Loop in accordance with procedures developed in the Line Sharing Collaborative. High Frequency Spectrum (Central Office Based) Unbundled Loop Modification is a separate distinct service from ULM set forth in Section 2.5 of this Attachment. Procedures for High Frequency Spectrum (Central Office Based) Unbundled Loop Modification were developed in the Line Sharing Collaborative and may be found posted to the web at <http://www.interconnection.bellsouth.com/html/unes.html>. Nonrecurring rates for this UNE offering are as set forth in Exhibit B of this Attachment. BellSouth is not required to modify a Loop for access to the High Frequency spectrum if modification of that Loop significantly degrades BellSouth's voice service. If ReTel requests that BellSouth modify a Loop longer than 18kft and such modification significantly degrades the voice services on the Loop, ReTel shall pay for the Loop to be restored to its original state.
- 3.1.5 The High Frequency Spectrum shall only be available on Loops on which BellSouth is also providing, and continues to provide, analog voice service directly to the end user. In the event the End User terminates its BellSouth provided voice service for any reason, or in the event BellSouth disconnects the end user's voice service pursuant to its tariffs or applicable law, and ReTel desires to continue providing xDSL service on such Loop, ReTel shall be required to purchase a full stand-alone Loop UNE. To the extent commercially practicable, BellSouth shall give ReTel notice in a reasonable time prior to disconnect, which notice shall give ReTel an adequate opportunity to notify BellSouth of its intent to purchase such Loop. In those cases in which BellSouth no longer provides voice service to the end user and ReTel purchases the full stand-alone Loop, ReTel may elect the type of Loop it will purchase. ReTel will pay the appropriate recurring and nonrecurring rates for such Loop as set forth in Exhibit B to this Attachment. In the event ReTel purchases a voice grade Loop, ReTel acknowledges that such Loop may not remain xDSL compatible.
- 3.1.6 Only one CLEC shall be permitted access to the High Frequency Spectrum of any particular Loop.
- 3.2 **Provisioning of High Frequency Spectrum and Splitter Space**
- 3.2.1 BellSouth will provide ReTel with access to the High Frequency Spectrum as follows:
- 3.2.1.1 To order High Frequency Spectrum on a particular Loop, ReTel must have a Digital Subscriber Line Access Multiplexer (DSLAM) collocated in the central office that serves the End User of such Loop.

- 3.2.1.2 ReTel may provide its own splitters or may order splitters in a central office once it has installed its DSLAM in that central office. BellSouth will install splitters within thirty-six (36) calendar days of ReTel's submission of an error free Line Splitter Ordering Document (LSOD) to the BellSouth CRSG.
- 3.2.1.3 Once a splitter is installed on behalf of ReTel in a central office in which ReTel is located, ReTel shall be entitled to order the High Frequency Spectrum on lines served out of that central office. BellSouth will bill and ReTel shall pay the electronic or manual ordering charges as applicable when ReTel orders High Frequency Spectrum for End User service.
- 3.2.1.4 BellSouth shall test the data portion of the Loop to ensure the continuity of the wiring for ReTel's data.

3.3 **BellSouth Provided Splitter**

- 3.3.1 BellSouth will select, purchase, install, and maintain a central office POTS splitter and provide ReTel access to data ports on the splitter. The splitter will route the High Frequency Spectrum on the circuit to ReTel's xDSL equipment in ReTel's collocation space. At least 30 days before making a change in splitter suppliers, BellSouth will provide ReTel with a carrier notification letter, informing ReTel of change. ReTel shall purchase ports on the splitter in increments of 8, 24, or 96 ports in Florida.
- 3.3.2 BellSouth will install the splitter in (i) a common area close to ReTel's collocation area, if possible; or (ii) in a BellSouth relay rack as close to ReTel's DS0 termination point as possible. ReTel shall have access to the splitter for test purposes, regardless of where the splitter is placed in the BellSouth premises. For purposes of this section, a common area is defined as an area in the central office in which both Parties have access to a common test access point. A Termination Point is defined as the point of termination for ReTel on the main distributing frame in the central office and is not the demarcation point set forth in Attachment 4 of this Agreement. BellSouth will cross-connect the splitter data ports to a specified ReTel DS0 at such time that a ReTel end user's service is established.

3.4 **CLEC Provided Splitter**

- 3.4.1 ReTel may at its option purchase, install and maintain central office POTS splitters in its collocation arrangements. ReTel may use such splitters for access to its customers and to provide xDSL services to its customers using the High Frequency Spectrum. Existing Collocation rules and procedures and the terms and conditions relating to Collocation set forth in Attachment 4-Central Office shall apply.
- 3.4.2 Any splitters installed by ReTel in its collocation arrangement shall comply with ANSI T1.413, Annex E, or any future ANSI splitter Standards. ReTel may install

any splitters that BellSouth deploys or permits to be deployed for itself or any BellSouth affiliate.

3.5 **Ordering**

3.5.1 ReTel shall use BellSouth's LSOD to order splitters from BellSouth and to activate and deactivate DS0 Collocation Connecting Facility Assignments (CFA) for use with High Frequency Spectrum.

3.5.2 BellSouth will provide ReTel the LSR format to be used when ordering the High Frequency Spectrum.

3.5.3 BellSouth will provision High Frequency Spectrum in compliance with BellSouth's Products and Services Interval Guide available at the website at <http://www.interconnection.bellsouth.com>.

3.5.4 BellSouth will provide ReTel access to Preordering Loop Makeup (LMU) in accordance with the terms of this Agreement. BellSouth shall bill and ReTel shall pay the rates for such services, as described in Exhibit B.

3.6 **Maintenance and Repair**

3.6.1 ReTel shall have access for repair and maintenance purposes to any Loop for which it has access to the High Frequency Spectrum. If ReTel is using a BellSouth owned splitter, ReTel may access the Loop at the point where the combined voice and data signal exits the central office splitter via a bantam test jack. If ReTel provides its own splitter, it may test from the collocation space or the Termination Point.

3.6.2 BellSouth will be responsible for repairing voice services and the physical line between the NID at the customer's premises and the Termination Point. ReTel will be responsible for repairing data services. Each Party will be responsible for maintaining its own equipment.

3.6.3 ReTel shall inform its end users to direct data problems to ReTel, unless both voice and data services are impaired, in which event the end users should call BellSouth.

3.6.4 Once a Party has isolated a trouble to the other Party's portion of the Loop, the Party isolating the trouble shall notify the end user that the trouble is on the other Party's portion of the Loop.

3.6.5 Notwithstanding anything else to the contrary in this Agreement, when BellSouth receives a voice trouble and isolates the trouble to the physical collocation arrangement belonging to ReTel, BellSouth will notify ReTel. ReTel will provide at least one but no more than two (2) verbal CFA pair changes to BellSouth in an attempt to resolve the voice trouble. In the event a CFA pair change resolves the

voice trouble, ReTel will provide BellSouth an LSR with the new CFA pair information within 24 hours. If the owner of the collocation space fails to resolve the trouble by providing BellSouth with the verbal CFA pair changes, BellSouth may discontinue ReTel's access to the High Frequency Spectrum on such Loop. BellSouth will not be responsible for any loss of data as a result of this action.

3.7 **Line Splitting**

3.7.1 **General**

3.7.1.1 Line splitting allows a provider of data services (Data LEC) and a provider of voice services (Voice CLEC) to deliver voice and data service to End Users over the same Loop. The Voice CLEC and Data LEC may be the same or different carriers. ReTel shall provide BellSouth with a signed LOA between it and the Data LEC or Voice CLEC with which it desires to provision Line Splitting services, if ReTel will not provide voice and data services.

3.7.1.2 End Users currently receiving voice service from a Voice CLEC through a UNE platform (UNE-P) may be converted to Line Splitting arrangements by ReTel or its authorized agent ordering Line Splitting Service. If the CLEC wishes to provide the splitter, the UNE-P arrangement will be converted to a stand-alone UNE Loop, a UNE port, two collocation cross connects and the high frequency spectrum line activation. If BellSouth owns the splitter, the UNE-P arrangement will be converted to a stand-alone UNE Loop, port, and one collocation cross connection.

3.7.1.3 When end users on Loops using High Frequency Spectrum CO Based line sharing service are converted to Line Splitting, BellSouth will discontinue billing ReTel for the High Frequency Spectrum. BellSouth will continue to bill the Data LEC for all associated splitter charges if the Data LEC continues to use a BellSouth splitter. It is the responsibility of ReTel or its authorized agent to determine if the Loop is compatible for Line Splitting Service. ReTel or its authorized agent may use the existing Loop unless it is not compatible with the Data LEC's data service and ReTel or its authorized agent submits an LSR to BellSouth to change the Loop.

3.7.2 **Provisioning Line Splitting and Splitter Space**

3.7.2.1 The Data LEC, Voice CLEC or BellSouth may provide the splitter. When ReTel or its authorized agent owns the splitter, Line Splitting requires the following: a non-designed analog Loop from the serving wire center to the NID at the end user's location; a collocation cross connection connecting the Loop to the collocation space; a second collocation cross connection from the collocation space connected to a voice port; the high frequency spectrum line activation, and a splitter. The Loop and port cannot be a Loop and port combination (i.e. UNE-P), but must be individual stand-alone network elements. When BellSouth owns the splitter, Line Splitting requires the following: a non designed analog Loop from

the serving wire center to the NID at the end user's location with CFA and splitter port assignments, and a collocation cross connection from the collocation space connected to a voice port.

3.7.2.2 An unloaded 2-wire copper Loop must serve the end user. The meet point for the Voice CLEC and the Data LEC is the point of termination on the MDF for the Data LEC's cable and pairs.

3.7.2.3 The foregoing procedures are applicable to migration to Line Splitting Service from a UNE-P arrangement, BellSouth Retail Voice Service, BellSouth High Frequency Spectrum (CO Based) Line Sharing.

3.7.2.4 For other migration scenarios to line splitting, BellSouth will work cooperatively with CLECs to develop methods and procedures to develop a process whereby a Voice CLEC and a Data LEC may provide services over the same Loop.

3.7.3 **Ordering**

3.7.3.1 ReTel shall use BellSouth's Line Splitter Ordering Document (LSOD) to order splitters from BellSouth and to activate and deactivate DS0 Collocation CFAs for use with Line Splitting.

3.7.3.2 BellSouth shall provide ReTel the LSR format to be used when ordering Line Splitting service.

3.7.3.3 BellSouth will provision Line Splitting service in compliance with BellSouth's Products and Services Interval Guide available at the website at <http://www.interconnection.bellsouth.com>.

3.7.3.4 BellSouth will provide ReTel access to Preordering Loop Makeup (LMU) in accordance with the terms of this Agreement. BellSouth shall bill and ReTel shall pay the rates for such services as described in Exhibit B.

3.7.3.5 BellSouth will provide Loop modification to ReTel on an existing Loop in accordance with procedures developed in the Line Sharing Collaborative. High Frequency Spectrum (CO Based) Unbundled Loop Modification is a separate distinct service from ULM set forth in Section 2.5 of this Attachment. Procedures for High Frequency Spectrum (CO Based) Unbundled Loop Modification may be found on the web at: [HTTP://www.interconnection.bellsouth.com/html/unes.html](http://www.interconnection.bellsouth.com/html/unes.html). Nonrecurring rates for this UNE offering are as set forth in Exhibit B of this Attachment.

3.7.4 **Maintenance**

3.7.4.1 BellSouth will be responsible for repairing voice services and the physical line between the NID at the customer's premises and the Termination Point. ReTel

will be responsible for repairing data services. Each Party will be responsible for maintaining its own equipment.

- 3.7.4.2 ReTel shall inform its end users to direct data problems to ReTel, unless both voice and data services are impaired, in which event the end users should call BellSouth.
- 3.7.4.3 Once a Party has isolated a trouble to the other Party's portion of the Loop, the Party isolating the trouble shall notify the end user that the trouble is on the other Party's portion of the Loop.
- 3.7.4.4 When BellSouth receives a voice trouble and isolates the trouble to the physical collocation arrangement belonging to owner of the collocation space, BellSouth will notify the owner of the collocation space. The owner of the collocation space will provide at least one but no more than two (2) verbal CFA pair changes to BellSouth in an attempt to resolve the voice trouble. In the event the CFA pair is changed, the owner of the collocation space will provide BellSouth an LSR with the new CFA pair information within 24 hours. If the owner of the collocation space fails to resolve the trouble by providing BellSouth with the verbal CFA pair changes, BellSouth may discontinue the owner of the collocation space access to the High Frequency Spectrum on such Loop.
- 3.7.4.5 If ReTel is not the data provider, ReTel shall indemnify, defend and hold harmless BellSouth from and against any claims, losses, actions, causes of action, suits, demands, damages, injury, and costs including reasonable attorney fees, which arise out of actions related to the data provider.

3.8 Remote Site High Frequency Spectrum

3.8.1 General

- 3.8.1.1 BellSouth shall provide ReTel access to the high frequency spectrum of the local sub-loop as a UNE at the rates set forth in this Attachment only where BellSouth is the voice service provider to the end user.
- 3.8.1.2 The High Frequency Spectrum is defined as the frequency range above the voiceband on a copper sub-loop facility carrying analog circuit-switched voiceband transmissions. Access to the High Frequency Spectrum is intended to allow ReTel the ability to provide xDSL data services to the end user for whom BellSouth provides voice services. The High Frequency Spectrum shall be available for any version of xDSL complying with Spectrum Management Class 5 of ANSI T1.417, American National Standard for Telecommunications, Spectrum Management for Loop Transmission Systems. BellSouth will continue to have access to the low frequency portion of the sub-loop spectrum (from 300 Hertz to at least 3000 Hertz, and potentially up to 3400 Hertz, depending on equipment and facilities) for the purposes of providing voice service. ReTel shall only use xDSL technology

that is within the PSD mask for Spectrum Management Class 5 as found in the above-mentioned document.

- 3.8.1.3 Access to the High Frequency Spectrum requires an unloaded, 2-wire (Non-Designed) copper sub-loop. An unloaded copper sub-loop has no load coils, low-pass filters, range extenders, DAMLs, or similar devices and minimal bridged taps consistent with ANSI T1.413 and T1.601.
- 3.8.1.4 BellSouth will provide Loop Modification to ReTel on an existing sub-loop in accordance with procedures developed in the Line Sharing Collaborative. Procedures for High Frequency Spectrum (Remote Site) Unbundled Loop Modification were developed in the Line Sharing Collaborative and may be found posted to the web at <http://www.interconnection.bellsouth.com/html/unes.html>. Nonrecurring rates for this UNE offering are as set forth in Exhibit B of this Attachment. BellSouth is not required to modify a Loop for access to the High Frequency spectrum if modification of that Loop significantly degrades BellSouth's voice service. If ReTel requests modifications on a sub-loop longer than 18kft and requested modifications significantly degrades the voice services on the Loop, ReTel shall pay for the Loop to be restored to its original state.
- 3.8.1.5 The High Frequency Spectrum shall only be available on sub-loops provided by BellSouth that continues to provide analog voice service directly to the end user. In the event the End User terminates its BellSouth provided voice service for any reason, or in the event BellSouth disconnects the end user's voice service pursuant to its tariffs or applicable law, and ReTel desires to continue providing xDSL service on such sub-loop, ReTel shall be required to purchase a full stand-alone sub-loop. To the extent commercially practicable, BellSouth shall give ReTel notice in a reasonable time prior to disconnect, which notice shall give ReTel an adequate opportunity to notify BellSouth of its intent to purchase such sub-loop. In those cases where BellSouth no longer provides voice service to the end user and ReTel purchases the full stand-alone sub-loop, ReTel may elect the type of sub-loop it will purchase. ReTel will pay the appropriate recurring and nonrecurring rates for such sub-loop as set forth in Exhibit B to this Attachment. In the event ReTel purchases a voice grade Loop, ReTel acknowledges that such sub-loop may not remain xDSL compatible.
- 3.8.1.6 Only one CLEC shall be permitted access to the High Frequency Spectrum of any particular sub-loop.
- 3.8.2 **Provisioning of High Frequency Spectrum and Splitter Space**
- 3.8.2.1 To order High Frequency Spectrum on a particular sub-loop, ReTel must have a DSLAM collocated at the remote site that serves the End User of such sub-loop.
- 3.8.2.2 ReTel may provide its own splitters or may order splitters in a remote site once ReTel has installed its DSLAM at that remote site. BellSouth will install splitters

within thirty-six (36) calendar days of ReTel's submission of an error-free LSOD to the BellSouth CRSG.

- 3.8.2.3 Once a splitter is installed on behalf of ReTel in a remote site in which ReTel is located, ReTel shall be entitled to order the High Frequency Spectrum on lines served out of that remote site. BellSouth will bill and ReTel shall pay applicable rates for High Frequency Spectrum End User activation.
- 3.8.3 **BellSouth Owned Splitter**
- 3.8.3.1 BellSouth will select, purchase, install and maintain a splitter at the remote site. ReTel's meet point is at the BellSouth "cross connect" point located at the Feeder Distribution Interface (FDI). ReTel will provide a cable facility to the BellSouth FDI. BellSouth will splice ReTel's cable to BellSouth's spare binding post in the FDI and use "cross connects" to connect ReTel's cable facility to the BellSouth splitter. The splitter will route the high frequency portion of the circuit to ReTel's xDSL equipment in their collocation space. Access to the high frequency spectrum is not compatible with foreign exchange (FX) lines, ISDN, and other services listed in the technical section of this document.
- 3.8.3.2 The BellSouth splitter bifurcates the digital and voice band signals. The low frequency voice band portion of the circuit is routed back to the BellSouth switch. The high frequency digital traffic portion of the circuit is routed to the xDSL equipment in ReTel's Remote Terminal (RT) collocation space and routed back to ReTel's network. At least 30 business days before making a change in splitter suppliers, BellSouth will provide ReTel with a carrier notification letter informing ReTel of change. ReTel shall purchase ports on the splitter in increments of 24 ports.
- 3.8.3.3 BellSouth will install the splitter in (i) a common area close to ReTel's collocation area, if possible; or (ii) in a BellSouth relay rack as close to ReTel's DS0 termination point as possible. ReTel shall have access to the splitter for test purposes regardless of where the splitter is placed in the BellSouth premises. For purposes of this section, a common area is defined as an area in the remote site in which both Parties have access to a common test access point. BellSouth will cross-connect the splitter data ports to a specified ReTel DS0 at such time that a ReTel end user's service is established.
- 3.8.4 **CLEC Owned Splitter**
- 3.8.4.1 ReTel may at its option purchase, install and maintain splitters in its collocation arrangements. ReTel may use such splitters for access to its customers and to provide xDSL services to its customers using the High Frequency Spectrum. Existing Collocation rules and procedures shall apply. ReTel will be required to activate cable pairs in no less than eight (8) pair increments.

3.8.4.2 Any splitters installed by ReTel in its collocation arrangement shall comply with ANSI T1.413, Annex E, or any future ANSI splitter Standards. ReTel may install any splitters that BellSouth deploys or permits to be deployed for itself or any BellSouth affiliate.

3.8.5 **Ordering**

3.8.5.1 ReTel shall use BellSouth's Remote Splitter Ordering Document (RSOD) to order and activate splitters from BellSouth or to activate CLEC owned splitters at a RT for use with High Frequency Spectrum.

3.8.5.2 BellSouth will provide ReTel the LSR format to be used when ordering the High Frequency Spectrum.

3.8.5.3 BellSouth will provision High Frequency Spectrum in compliance with BellSouth's Products and Services Interval Guide available at the website at <http://www.interconnection.bellsouth.com>.

3.8.5.4 BellSouth will provide ReTel access to Preordering Loop Makeup (LMU) in accordance with the terms of this Agreement. BellSouth shall bill and ReTel shall pay the rates for such services as described in Exhibit B.

3.8.5.5 BellSouth shall test the data portion of the sub-loop to ensure the continuity of the wiring for ReTel's data.

3.8.6 **Maintenance and Repair**

3.8.6.1 ReTel shall have access for repair and maintenance purposes to any sub-loop for which it has access to the High Frequency Spectrum. If ReTel is using a BellSouth owned splitter, ReTel may access the sub-loop at the point where the data signal exits. If ReTel provides its own splitter, it may test from the collocation space or the Termination Point.

3.8.6.2 BellSouth will be responsible for repairing voice services and the physical line between the NID at the customer's premises and the Termination Point. ReTel will be responsible for repairing data services. Each Party will be responsible for maintaining its own equipment.

3.8.6.3 ReTel shall inform its end users to direct data problems to ReTel, unless both voice and data services are impaired, in which event the end users should call BellSouth.

3.8.6.4 Once a Party has isolated a trouble to the other Party's portion of the sub-loop, the Party isolating the trouble shall notify the end user that the trouble is on the other Party's portion of the sub-loop.

- 3.8.6.5 Notwithstanding anything else to the contrary in this Agreement, when BellSouth receives a voice trouble and isolates the trouble to the physical collocation arrangement belonging to ReTel, BellSouth will notify ReTel. ReTel will provide at least one but no more than two (2) verbal CFA pair changes to BellSouth in an attempt to resolve the voice trouble. In the event a CFA pair change resolves the voice trouble, ReTel will provide BellSouth an LSR with the new CFA pair information within 24 hours. If the owner of the collocation space fails to resolve the trouble by providing BellSouth with the verbal CFA pair changes, BellSouth may discontinue ReTel's access to the High Frequency Spectrum on such sub-loop. BellSouth will not be responsible for any loss of data as a result of this action.

4 Local Switching

- 4.1 BellSouth shall provide non-discriminatory access to local circuit switching capability and local tandem switching capability on an unbundled basis, except as set forth in the Sections below to ReTel for the provision of a telecommunications service. BellSouth shall provide non-discriminatory access to packet switching capability on an unbundled basis to ReTel for the provision of a telecommunications service only in the limited circumstance described below in Section 4.5.

4.2 Local Circuit Switching Capability, including Tandem Switching Capability

- 4.2.1 Local circuit switching capability is defined as: (A) line-side facilities, which include but are not limited to the connection between a Loop termination at a main distribution frame and a switch line card; (B) trunk-side facilities, which include but are not limited to the connection between trunk termination at a trunk-side cross-connect panel and a switch trunk card; (C) switching provided by remote switching modules; and (D) all features, functions, and capabilities of the switch, which include but are not limited to: (1) the basic switching function of connecting lines to lines, line to trunks, trunks to lines, and trunks to trunks, as well as the same basic capabilities made available to BellSouth's customers, such as a telephone number, white page listings, and dial tone; and (2) all other features that the switch is capable of providing, including but not limited to customer calling, customer local area signaling service features, and Centrex, as well as any technically feasible customized routing functions provided by the switch. Any features that are not currently available but are technically feasible through the switch can be requested through the BFR/NBR process.

- 4.2.2 Notwithstanding BellSouth's general duty to unbundle local circuit switching, BellSouth shall not be required to unbundle local circuit switching for ReTel when ReTel serves an End User with four (4) or more voice-grade (DS0) equivalents or lines served by BellSouth in one of the following MSAs: Miami, FL; Orlando, FL; and Ft. Lauderdale, FL, and BellSouth has provided non-discriminatory cost based

access to the Enhanced Extended Link (EEL) throughout Density Zone 1 as determined by NECA Tariff No. 4 as in effect on January 1, 1999.

- 4.2.3 In the event that ReTel orders local circuit switching for an end user with four (4) or more DS0 equivalent lines within Density Zone 1 in an MSA listed above, BellSouth shall charge ReTel the market based rates in Exhibit B for use of the local circuit switching functionality for the affected facilities. If a market rate is not set forth in Exhibit B, such rate shall be negotiated by the Parties.
- 4.2.4 Unbundled Local Switching consists of three separate unbundled elements: Unbundled Ports, End Office Switching Functionality, and End Office Interoffice Trunk Ports.
- 4.2.5 Unbundled Local Switching combined with Common Transport and, if necessary, Tandem Switching provides to ReTel's end user local calling and the ability to presubscribe to a primary carrier for intraLATA and/or to presubscribe to a primary carrier for interLATA toll service.
- 4.2.6 Provided that ReTel purchases unbundled local switching from BellSouth and uses the BellSouth Carrier Identification Code (CIC) for its end users' Local Preferred Interexchange Carrier (LPIC) or if a BellSouth local end user selects BellSouth as its LPIC, then the Parties will consider as local any calls originated by a ReTel local end user, or originated by a BellSouth local end user and terminated to a ReTel local end user, where such calls originate and terminate in the same LATA, except for those calls originated and terminated through switched access arrangements (i.e., calls that are transported by a Party other than BellSouth). For such calls, BellSouth will charge ReTel the UNE elements for the BellSouth facilities utilized. Neither Party shall bill the other originating or terminating switched access charges for such calls. Intercarrier compensation for local calls between BellSouth and ReTel shall be as described in BellSouth's UNE Local Call Flows set forth on BellSouth's web site.
- 4.2.7 Where ReTel purchases unbundled local switching from BellSouth but does not use the BellSouth CIC for its end users' LPIC, BellSouth will consider as local those direct dialed telephone calls that originate from a ReTel end user and terminate within the basic local calling area or within the extended local calling areas and that are dialed using 7 or 10 digits as defined and specified in Section A3 of BellSouth's GSST. For such local calls, BellSouth will charge ReTel the UNE elements for the BellSouth facilities utilized. Intercarrier compensation for local calls between BellSouth and ReTel shall be as described in BellSouth's UNE Local Call Flows set forth on BellSouth's web site.
- 4.2.8 For any calls that originate and terminate through switched access arrangements (i.e., calls that are transported by a party other than BellSouth), BellSouth shall bill ReTel the UNE elements for the BellSouth facilities utilized. Each Party may bill the toll provider originating or terminating switched access charges as appropriate.

4.2.9 **Unbundled Port Features**

4.2.9.1 Charges for Unbundled Port are as set forth in Exhibit B, and as specified in such exhibit, may or may not include individual features.

4.2.9.2 Where applicable and available, non-switch-based services may be ordered with the Unbundled Port at BellSouth's retail rates.

4.2.9.3 Any features that are not currently available but are technically feasible through the switch can be requested through the BFR/NBR process.

4.2.9.4 BellSouth will provide to ReTel selective routing of calls to a requested Operator System platform pursuant to Section 10 of Attachment 2. Any other routing requests by ReTel will be made pursuant to the BFR/NBR Process as set forth in Attachment 11.

4.2.10 **Remote Call Forwarding**

4.2.10.1 As an option, BellSouth shall make available to ReTel an unbundled port with Remote Call Forwarding capability (URCF service). URCF service combines the functionality of unbundled local switching, tandem switching and common transport to forward calls from the URCF service telephone number (the number dialed by the calling party) to another telephone number selected by the URCF service subscriber. When ordering URCF service, ReTel will ensure that the following conditions are satisfied:

4.2.10.1.1 That the end user of the forward-to number (service) agrees to receive calls forwarded using the URCF service (if such end user is different from the URCF service end user);

4.2.10.1.2 That the forward-to number (service) is equipped with sufficient capacity to receive the volume of calls that will be generated from the URCF service;

4.2.10.1.3 That the URCF service will not be utilized to forward calls to another URCF or similar service; and

4.2.10.1.4 That the forward-to number (service) is not a public safety number (e.g. 911, fire or police number).

4.2.10.2 In addition to the charge for the URCF service port, BellSouth shall charge ReTel the rates set forth in Exhibit B for unbundled local switching, tandem switching, and common transport, including all associated usage incurred for calls from the URCF service telephone number (the number dialed by the calling party) to the forward- to number (service).

4.2.11 **Provision for Local Switching**

- 4.2.11.1 BellSouth shall perform routine testing (e.g., Mechanized Loop Tests (MLT) and test calls such as 105, 107 and 108 type calls) and fault isolation on a mutually agreed upon schedule.
- 4.2.11.2 BellSouth shall control congestion points such as those caused by radio station call-ins and network routing abnormalities. All traffic shall be restricted in a non-discriminatory manner.
- 4.2.11.3 BellSouth shall perform manual call trace and permit customer originated call trace. BellSouth shall provide Switching Service Point (SSP) capabilities and signaling software to interconnect the signaling links destined to the Signaling Transfer Point Switch (STPS). These capabilities shall adhere to the technical specifications set forth in the applicable industry standard technical references.
- 4.2.11.4 BellSouth shall provide interfaces to adjuncts through Telcordia standard interfaces. These adjuncts can include, but are not limited to, the Service Circuit Node and Automatic Call Distributors. BellSouth shall offer to ReTel all AIN triggers in connection with its SMS/SCE offering.
- 4.2.11.5 BellSouth shall provide access to SS7 Signaling Network or Multi-Frequency trunking if requested by ReTel.
- 4.2.12 **Local Switching Interfaces.**
- 4.2.12.1 ReTel shall order ports and associated interfaces compatible with the services it wishes to provide as listed in Exhibit B. BellSouth shall provide the following local switching interfaces:
 - 4.2.12.1.1 Standard Tip/Ring interface including loopstart or groundstart, on-hook signaling (e.g., for calling number, calling name and message waiting lamp);
 - 4.2.12.1.2 Coin phone signaling;
 - 4.2.12.1.3 Basic Rate Interface ISDN adhering to appropriate Telcordia Technical Requirements;
 - 4.2.12.1.4 Two-wire analog interface to PBX;
 - 4.2.12.1.5 Four-wire analog interface to PBX;
 - 4.2.12.1.6 Four-wire DS1 interface to PBX or customer provided equipment (e.g. computers and voice response systems);
 - 4.2.12.1.7 Primary Rate ISDN to PBX adhering to ANSI standards Q.931, Q.932 and appropriate Telcordia Technical Requirements;

- 4.2.12.1.8 Switched Fractional DS1 with capabilities to configure Nx64 channels (where N = 1 to 24); and
- 4.2.12.1.9 Loops adhering to Telcordia TR-NWT-08 and TR-NWT-303 specifications to interconnect Digital Loop Carriers.

4.3 **Tandem Switching**

4.3.1 The Tandem Switching capability Network Element is defined as: (i) trunk-connect facilities, which include, but are not limited to, the connection between trunk termination at a cross connect panel and switch trunk card; (ii) the basic switch trunk function of connecting trunks to trunks; and (iii) the functions that are centralized in the Tandem Switches (as distinguished from separate end office switches), including but not limited to call recording, the routing of calls to operator services and signaling conversion features.

4.3.2 Technical Requirements

- 4.3.2.1 Tandem Switching shall have the same capabilities or equivalent capabilities as those described in Telcordia TR-TSY-000540 Issue 2R2, Tandem Supplement, 6/1/90. The requirements for Tandem Switching include but are not limited to the following:
 - 4.3.2.1.1 Tandem Switching shall provide signaling to establish a tandem connection;
 - 4.3.2.1.2 Tandem Switching will provide screening as jointly agreed to by ReTel and BellSouth;
 - 4.3.2.1.3 Tandem Switching shall provide Advanced Intelligent Network triggers supporting AIN features where such routing is not available from the originating end office switch, to the extent such Tandem switch has such capability;
 - 4.3.2.1.4 Tandem Switching shall provide access to Toll Free number database;
 - 4.3.2.1.5 Tandem Switching shall provide connectivity to PSAPs where 911 solutions are deployed and the tandem is used for 911; and
 - 4.3.2.1.6 Where appropriate, Tandem Switching shall provide connectivity for the purpose of routing transit traffic to and from other carriers.
- 4.3.2.2 BellSouth may perform testing and fault isolation on the underlying switch that is providing Tandem Switching. Such testing shall be testing routinely performed by BellSouth. The results and reports of the testing shall be made available to ReTel.
- 4.3.2.3 BellSouth shall control congestion points and network abnormalities. All traffic will be restricted in a non-discriminatory manner.

- 4.3.2.4 Tandem Switching shall process originating toll-free traffic received from ReTel's local switch.
- 4.3.2.5 In support of AIN triggers and features, Tandem Switching shall provide SSP capabilities when these capabilities are not available from the Local Switching Network Element to the extent such Tandem Switch has such capability.
- 4.3.3 Upon ReTel's purchase of overflow trunk groups, Tandem Switching shall provide an alternate routing pattern for ReTel's traffic overflowing from direct end office high usage trunk groups.
- 4.4 **AIN Selective Carrier Routing for Operator Services, Directory Assistance and Repair Centers**
- 4.4.1 BellSouth will provide AIN Selective Carrier Routing at the request of ReTel. AIN Selective Carrier Routing will provide ReTel with the capability of routing operator calls, 0+ and 0- and 0+ NPA (Local Numbering Plan Area) (LNPA) 555-1212 directory assistance, 1+411 directory assistance and 611 repair center calls to pre-selected destinations.
- 4.4.2 ReTel shall order AIN Selective Carrier Routing through its Account Team and/or Local Contract Manager. AIN Selective Carrier Routing must first be established regionally and then on a per central office per state basis.
- 4.4.3 AIN Selective Carrier Routing is not available in DMS 10 switches.
- 4.4.4 Where AIN Selective Carrier Routing is utilized by ReTel, the routing of ReTel's end user calls shall be pursuant to information provided by ReTel and stored in BellSouth's AIN Selective Carrier Routing Service Control Point database. AIN Selective Carrier Routing shall utilize a set of Line Class Codes (LCCs) unique to a basic class of service assigned on an "as needed" basis. The same LCCs will be assigned in each central office where AIN Selective Carrier Routing is established.
- 4.4.5 Upon ordering AIN Selective Carrier Routing Regional Service, ReTel shall remit to BellSouth the Regional Service Order nonrecurring charges set forth in Exhibit B of this Attachment. There shall be a nonrecurring End Office Establishment Charge per office due at the addition of each central office where AIN Selective Carrier Routing will be utilized. Said nonrecurring charge shall be as set forth in Exhibit B. For each ReTel end user activated, there shall be a nonrecurring End User Establishment charge as set forth in Exhibit B. ReTel shall pay the AIN Selective Carrier Routing Per Query Charge set forth in Exhibit B.
- 4.4.6 This Regional Service Order nonrecurring charge will be non-refundable and will be paid with 1/2 due up-front with the submission of all fully completed required forms including: Regional Selective Carrier Routing (SCR) Order Request-Form A, Central Office AIN Selective Carrier Routing (SCR) Order Request - Form B, AIN_SCR Central Office Identification Form - Form C, AIN_SCR Routing

Options Selection Form - Form D, and Routing Combinations Table - Form E. BellSouth has 30 days to respond to ReTel's fully completed firm order as a Regional Service Order. With the delivery of this firm order response to ReTel, BellSouth considers that the delivery schedule of this service commences. The remaining 1/2 of the Regional Service Order payment must be paid when at least 90% of the Central Offices listed on the original order have been turned up for the service.

- 4.4.7 The nonrecurring End Office Establishment Charge will be billed to ReTel following BellSouth's normal monthly billing cycle for this type of order.
- 4.4.8 End-User Establishment Orders will not be turned-up until the second payment is received for the Regional Service Order. The nonrecurring End-User Establishment Charges will be billed to ReTel following BellSouth's normal monthly billing cycle for this type of order.
- 4.4.9 Additionally, the AIN Selective Carrier Routing Per Query Charge will be billed to ReTel following the normal billing cycle for per query charges.
- 4.4.10 All other network components needed, for example, unbundled switching, unbundled local transport, etc., will be billed per contracted rates.

4.5 **Packet Switching Capability**

- 4.5.1 The packet switching capability network element is defined as the function of routing or forwarding packets, frames, cells or other data units based on address or other routing information contained in the packets, frames, cells or other data units.
- 4.5.2 BellSouth shall be required to provide non-discriminatory access to unbundled packet switching capability only where each of the following conditions are satisfied:
 - 4.5.2.1 BellSouth has deployed digital loop carrier systems, including but not limited to, integrated digital loop carrier or universal digital loop carrier systems; or has deployed any other system in which fiber optic facilities replace copper facilities in the feeder section (e.g., end office to remote terminal, pedestal or environmentally controlled vault);
 - 4.5.2.2 There are no spare copper Loops capable of supporting the xDSL services ReTel seeks to offer;
 - 4.5.2.3 BellSouth has not permitted ReTel to deploy a DSLAM at the remote terminal, pedestal or environmentally controlled vault or other interconnection point, nor has ReTel obtained a virtual collocation arrangement at these sub-loop interconnection points as defined by 47 CFR § 51.319 (b); and

- 4.5.2.4 BellSouth has deployed packet switching capability for its own use.
- 4.5.3 If there is a dispute as to whether BellSouth must provide Packet Switching, such dispute will be resolved according to the dispute resolution process set forth in Section 10 of the General Terms and Conditions of this Agreement incorporated herein by this reference.

5 Unbundled Network Element Combinations

- 5.1 For purposes of this Section, references to “Currently Combined” network elements shall mean that the particular network elements requested by ReTel are in fact already combined by BellSouth in the BellSouth network. References to “Ordinarily Combined” network elements shall mean that the particular network elements requested by ReTel are not already combined by BellSouth in the location requested by ReTel but are elements that are typically combined in BellSouth’s network. References to “Not Typically Combined” network elements shall mean that the particular network elements requested by ReTel are not elements that BellSouth combines for its use in its network.

5.2 Enhanced Extended Links (EELs)

- 5.2.1 EELs are combinations of unbundled Loops as defined in Section 2 and unbundled dedicated transport as defined in Section 6. BellSouth shall provide ReTel with EELs where they are available.
- 5.2.2 EELs are intended to provide service connectivity from an end user’s location through that end user’s SWC to ReTel’s collocation space in a BellSouth central office. The circuit must be connected to ReTel’s switch for the purpose of provisioning circuit telephone exchange service to ReTel’s End User customers. ReTel may connect EELs within ReTel’s collocation space to other transport terminating into ReTel’s switch. ReTel may connect the local loops to an unbundled local channel to form an EEL provided that the entire EEL circuit meets the criteria set forth in Section 5.3.1.3 below. Provided that the entire EEL circuit meets the criteria set forth in Section 5.3.1.3 below, the circuit may, upon ReTel’s request, terminate to a CLEC’s Point of Presence (POP). ReTel will provide a significant amount of local exchange service over the requested combination, as described in Section 5.3.1 et seq. below. Upon BellSouth’s request, ReTel shall indicate under what local usage option ReTel seeks to qualify. ReTel shall be deemed to be providing a significant amount of local exchange service over the requested combination if one of the options listed in Section 5.3.1.1 through 5.3.1.3 is met. BellSouth shall have the right to audit ReTel’s EELs as specified in Section 5.3.3 below.

5.3 Conversions from Special Access Service to EELs

- 5.3.1 ReTel may convert existing (Currently Combined) special access services to

combinations of Loop and transport network elements, whether or not ReTel self-provides its entrance facilities (or obtains entrance facilities from a third party), unless ReTel does not use the combination to provide a significant amount of local exchange service, in addition to exchange access service, to a particular customer. To the extent ReTel requests to convert any special access services to combinations of Loop and transport network elements at UNE prices, ReTel shall provide to BellSouth a certification that ReTel is providing a significant amount of local exchange service (as described in this Section) over such combinations. The certification shall also indicate under what local usage option ReTel seeks to qualify for conversion of special access circuits. ReTel shall be deemed to be providing a significant amount of local exchange service over such combinations if one of the following options is met:

- 5.3.1.1 **Option 1:** ReTel certifies that it is the exclusive provider of an end user's local exchange service. The Loop-transport combinations must terminate at ReTel's collocation arrangement in at least one BellSouth central office. This option does not allow Loop-transport combinations to be connected to BellSouth's tariffed services. Under this option, ReTel is the end user's only local service provider, and thus is providing more than a significant amount of local exchange service. ReTel can then use the Loop-transport combinations that serve the end user to carry any type of traffic, including using them to carry 100 percent interstate access traffic; or
- 5.3.1.2 **Option 2:** ReTel certifies that it provides local exchange and exchange access service to the end user customer's premises and handles at least one third of the end user customer's local traffic measured as a percent of total end user customer local dial tone lines; and for DS1 circuits and above, at least 50 percent of the activated channels on the Loop portion of the Loop-transport combination have at least 5 percent local voice traffic individually, and the entire Loop facility has at least 10 percent local voice traffic. When a Loop-transport combination includes multiplexing, each of the individual DS1 circuits must meet this criterion. The Loop-transport combination must terminate at ReTel's collocation arrangement in at least one BellSouth central office. This option does not allow Loop-transport combinations to be connected to BellSouth tariffed services; or
- 5.3.1.3 **Option 3:** ReTel certifies that at least 50 percent of the activated channels on a circuit are used to provide originating and terminating local dial tone service and at least 50 percent of the traffic on each of these local dial tone channels is local voice traffic, and that the entire Loop facility has at least 33 percent local voice traffic. When a Loop-transport combination includes multiplexing, each of the individual DS1 circuits must meet this criterion. This option does not allow Loop-transport combinations to be connected to BellSouth's tariffed services. Under this option, collocation is not required. ReTel does not need to provide a defined portion of the end user's local service, but the active channels on any Loop-transport combination, and the entire facility, must carry the amount of local exchange traffic specified in this option.

- 5.3.2 In addition, there may be extraordinary circumstances where ReTel is providing a significant amount of local exchange service but does not qualify under any of the three options set forth in Section 5.3.1 et seq. In such case, ReTel may petition the FCC for a waiver of the local usage options set forth above. If a waiver is granted, then upon either Party's request the Parties shall amend this Agreement to the extent necessary to incorporate the terms of such waiver for such extraordinary circumstance.
- 5.3.3 BellSouth may, at its sole discretion, audit ReTel's records in order to verify compliance with the local usage option provided by ReTel pursuant to Section 5.3.1. The audit shall be conducted by a third party independent auditor, and ReTel shall be given thirty days written notice of BellSouth's intent to audit. Such audit shall occur no more than one time in a calendar year unless results of an audit find noncompliance with the significant amount of local exchange service requirement. In the event of noncompliance, ReTel shall reimburse BellSouth for the cost of the audit. If, based on the audit, ReTel is not providing a significant amount of local exchange traffic over the combinations of Loop and transport network elements, BellSouth will convert such combinations of Loop and transport network elements to special access services in accordance with BellSouth's tariffs and will bill ReTel for appropriate retroactive reimbursement. If the Parties disagree as to whether the audits indicate that ReTel is not providing a significant amount of local exchange traffic, the dispute will be resolved according to the dispute resolution process set forth in Section 10 of the General Terms and Conditions of this Agreement. In the event ReTel converts special access circuits to combinations of Loop and transport UNEs pursuant to the terms of this Section, ReTel shall be subject to the termination liability provisions in the applicable special access tariffs, if any.
- 5.4 Rates
- 5.4.1 Currently Combined EELs listed below in Sections 5.4.1.1-5.4.1.14 shall be billed at the nonrecurring switch-as-is charge and recurring charges for that combination as set forth in Exhibit B of this Attachment. Currently Combined EELs not listed below shall be billed at the sum of the recurring charges for the individual network elements that comprise the combination as set forth in Exhibit B and a nonrecurring switch-as-is charge as set forth in Exhibit B.
- 5.4.1.1 DS1 Interoffice Channel + DS1 Channelization + 2-wire VG Local Loop
- 5.4.1.2 DS1 Interoffice Channel + DS1 Channelization + 4-wire VG Local Loop
- 5.4.1.3 DS1 Interoffice Channel + DS1 Channelization + 2-wire ISDN Local Loop
- 5.4.1.4 DS1 Interoffice Channel + DS1 Channelization + 4-wire 56 kbps Local Loop
- 5.4.1.5 DS1 Interoffice Channel + DS1 Channelization + 4-wire 64 kbps Local Loop
- 5.4.1.6 DS1 Interoffice Channel + DS1 Local Loop
- 5.4.1.7 DS3 Interoffice Channel + DS3 Local Loop
- 5.4.1.8 STS-1 Interoffice Channel + STS-1 Local Loop
- 5.4.1.9 DS3 Interoffice Channel + DS3 Channelization + DS1 Local Loop

- 5.4.1.10 STS-1 Interoffice Channel + DS3 Channelization + DS1 Local Loop
- 5.4.1.11 2-wire VG Interoffice Channel + 2-wire VG Local Loop
- 5.4.1.12 4-wire VG Interoffice Channel + 4-wire VG Local Loop
- 5.4.1.13 4-wire 56 kbps Interoffice Channel + 4-wire 56 kbps Local Loop
- 5.4.1.14 4-wire 64 kbps Interoffice Channel + 4-wire 64 kbps Local Loop
- 5.4.2 Ordinarily Combined EELs listed above shall be billed the sum of the nonrecurring and recurring charges for that combination as set forth in Exhibit B of this Attachment. Ordinarily combined EELs not listed in Sections 5.4.1.1-5.4.1.14 shall be billed the sum of the nonrecurring charges and recurring charges for the individual network elements that comprise the combination as set forth in Exhibit B.
- 5.4.3 To the extent that ReTel requests an EEL combination Not Typically Combined in the BellSouth network, the rates, terms and conditions shall be determined pursuant to the BFR/NBR Process.

5.5 UNE Port/Loop Combinations

- 5.5.1 Combinations of port and Loop UNEs along with switching and transport UNEs provide local exchange service for the origination or termination of calls. Port/Loop combinations support the same local calling and feature requirements as described in the Unbundled Local Switching or Port section of this Attachment 2 and the ability to presubscribe to a primary carrier for intraLATA toll service and/or to presubscribe to a primary carrier for interLATA toll service.
- 5.5.2 Except as set forth in Section 5.5.3 below, BellSouth shall provide UNE port/Loop combinations described in Section 5.5.5 below that are Currently Combined or Ordinarily Combined in BellSouth's network at the cost-based rates in Exhibit B. Except as set forth in Section 5.5.3 below, BellSouth shall provide UNE port/Loop combinations not described in Section 5.5.5 below or Not Typically Combined Combinations in accordance with the BFR/NBR process.
- 5.5.3 BellSouth is not required to provide combinations of port and Loop network elements on an unbundled basis in locations where, pursuant to FCC rules, BellSouth is not required to provide circuit switching as a UNE.
 - 5.5.3.1 BellSouth shall not be required to provide local circuit switching as a UNE in density Zone 1, as defined in 47 CFR 69.123 as of January 1, 1999 of the Miami, FL; Orlando, FL; and Ft. Lauderdale, FL, MSAs to ReTel if ReTel's customer has 4 or more DS0 equivalent lines.
 - 5.5.3.2 Notwithstanding the foregoing, BellSouth shall provide combinations of port and Loop network elements on an unbundled basis where, pursuant to FCC rules, BellSouth is not required to provide local circuit switching as a UNE and shall do so at the market rates in Exhibit B. If a market rate is not set forth in Exhibit B for a UNE port/Loop combination, such rate shall be negotiated by the Parties.

- 5.5.4 BellSouth shall make 911 updates in the BellSouth 911 database for ReTel's UNE port/Loop combinations. BellSouth will not bill ReTel for 911 surcharges. ReTel is responsible for paying all 911 surcharges to the applicable governmental agency.
- 5.5.5 **Combination Offerings**
 - 5.5.5.1 2-wire voice grade port, voice grade Loop, unbundled end office switching, unbundled end office trunk port, common transport per mile per MOU, common transport facilities termination, tandem switching, and tandem trunk port.
 - 5.5.5.2 2-wire voice grade Coin port, voice grade Loop, unbundled end office switching, unbundled end office trunk port, common transport per mile per MOU, common transport facilities termination, tandem switching, and tandem trunk port.
 - 5.5.5.3 2-wire voice grade DID port, voice grade Loop, unbundled end office switching, unbundled end office trunk port, common transport per mile per MOU, common transport facilities termination, tandem switching, and tandem trunk port.
 - 5.5.5.4 2-wire CENTREX port, voice grade Loop, CENTREX intercom functionality, unbundled end office switching, unbundled end office trunk port, common transport per mile per MOU, common transport facilities termination, tandem switching, and tandem trunk port.
 - 5.5.5.5 2-wire ISDN Basic Rate Interface, voice grade Loop, unbundled end office switching, unbundled end office trunk port, common transport per mile per MOU, common transport facilities termination, tandem switching, and tandem trunk port.
 - 5.5.5.6 4-wire ISDN Primary Rate Interface, DS1 Loop, unbundled end office switching, unbundled end office trunk port, common transport per mile per MOU, common transport facilities termination, tandem switching, and tandem trunk port.
 - 5.5.5.7 4-wire DS1 Trunk port, DS1 Loop, unbundled end office switching, unbundled end office trunk port, common transport per mile per MOU, common transport facilities termination, tandem switching, and tandem trunk port.
 - 5.5.5.8 4-wire DS1 Loop with normal serving wire center channelization interface, 2-wire voice grade ports (PBX), 2-wire DID ports, unbundled end office switching, unbundled end office trunk port, common transport per mile per MOU, common transport facilities termination, tandem switching, and tandem trunk port.
- 5.6 **Other UNE Combinations**
 - 5.6.1 BellSouth shall provide other Currently Combined and Ordinarily Combined and Not Typically Combined UNE Combinations to ReTel in addition to those specifically referenced in this Section 5 above, where available. Such combinations shall not be connected to BellSouth tariffed services. To the extent ReTel requests a combination for which BellSouth does not have methods and procedures in place

to provide such combination, rates and/or methods and procedures for such combination will be developed pursuant to the BFR/NBR process.

- 5.6.2 The rates for Ordinarily Combined UNE Combinations provisioned pursuant to this Section 5.6 shall be the sum of the recurring rates and nonrecurring rates for the individual network elements as set forth in Exhibit B of this Attachment. The rates for Currently Combined UNE Combinations provisioned pursuant to this Section 5.6 shall be the sum of the recurring rates for the individual network elements as set forth in Exhibit B, in addition to a nonrecurring charge set forth in Exhibit B. To the extent ReTel requests a Not Typically Combined Combination pursuant to this Section 5.6, or to the extent ReTel requests any combination for which BellSouth has not developed methods and procedures to provide such combination, rates and/or methods and procedures for such combination shall be established pursuant to the BFR/NBR process.

6 Transport, Channelization and Dark Fiber

6.1 Transport

- 6.1.1 BellSouth shall provide nondiscriminatory access, in accordance with FCC Rule 51.311 and Section 251(c)(3) of the Act, to interoffice transmission facilities on an unbundled basis to ReTel for the provision of a telecommunications service. Interoffice transmission facility network elements include:
- 6.1.1.1 Dedicated transport, defined as BellSouth's transmission facilities, is dedicated to a particular customer or carrier that provides telecommunications between wire centers or switches owned by BellSouth, or between wire centers and switches owned by BellSouth and ReTel.
- 6.1.1.2 Dark Fiber transport, defined as BellSouth's optical transmission facilities without attached signal regeneration, multiplexing, aggregation or other electronics;
- 6.1.1.3 Common (Shared) transport, defined as transmission facilities shared by more than one carrier, including BellSouth, between end office switches, between end office switches and tandem switches, and between tandem switches, in BellSouth's network. Where BellSouth Network Elements are connected by intraoffice wiring, such wiring is provided as part of the Network Element and is not Common (Shared) Transport.
- 6.1.2 BellSouth shall:
- 6.1.2.1 Provide ReTel exclusive use of interoffice transmission facilities dedicated to a particular customer or carrier, or shared use of the features, functions, and capabilities of interoffice transmission facilities shared by more than one customer or carrier;

- 6.1.2.2 Provide all technically feasible transmission facilities, features, functions, and capabilities of the transport facility for the provision of telecommunications services;
- 6.1.2.3 Permit, to the extent technically feasible, ReTel to connect such interoffice facilities to equipment designated by ReTel, including but not limited to, ReTel's collocated facilities; and
- 6.1.2.4 Permit, to the extent technically feasible, ReTel to obtain the functionality provided by BellSouth's digital cross-connect systems.
- 6.1.3 Technical Requirements of Common (Shared) Transport
 - 6.1.3.1 Common (Shared) Transport provided on DS1, DS3, and STS-1 circuits shall at a minimum meet the performance, availability, jitter, and delay requirements specified for Central Office to Central Office (CO to CO) connections in the applicable industry standards.
 - 6.1.3.2 BellSouth shall be responsible for the engineering, provisioning, and maintenance of the underlying equipment and facilities that are used to provide Common (Shared) Transport.
 - 6.1.3.3 At a minimum, Common (Shared) Transport shall meet all of the requirements set forth in the applicable industry standards.
- 6.2 **Dedicated Transport**
 - 6.2.1 Dedicated Transport is composed of the following Unbundled Network Elements:
 - 6.2.1.1 Unbundled Local Channel, defined as the dedicated transmission path between ReTel's Point of Presence (POP) and ReTel's collocation space in the BellSouth Serving Wire Center for ReTel's POP, and
 - 6.2.1.2 Unbundled Interoffice Channel, defined as the dedicated transmission path that provides telecommunication between BellSouth's Serving Wire Centers' collocations.
 - 6.2.1.3 BellSouth shall offer Dedicated Transport in each of the following ways:
 - 6.2.1.3.1 As capacity on a shared UNE facility.
 - 6.2.1.3.2 As a circuit (e.g., DS0, DS1, DS3) dedicated to ReTel.
 - 6.2.1.4 Dedicated Transport may be provided over facilities such as optical fiber, copper twisted pair, and coaxial cable, and shall include transmission equipment such as line terminating equipment, amplifiers, and regenerators.
 - 6.2.2 Technical Requirements

- 6.2.2.1 The entire designated transmission service (e.g., DS0, DS1, DS3) shall be dedicated to ReTel designated traffic.
- 6.2.2.2 For DS1 or DS3 circuits, Dedicated Transport shall at a minimum meet the performance, availability, jitter, and delay requirements specified for Customer Interface to Central Office (CI to CO) connections in the applicable industry standards.
- 6.2.2.3 BellSouth shall offer the following interface transmission rates for Dedicated Transport:
 - 6.2.2.3.1 DS0 Equivalent;
 - 6.2.2.3.2 DS1;
 - 6.2.2.3.3 DS3; and
 - 6.2.2.3.4 SDH (Synchronous Digital Hierarchy) Standard interface rates are in accordance with International Telecommunications Union (ITU) Recommendation G.707 and Plesiochronous Digital Hierarchy (PDH) rates per ITU Recommendation G.704.
- 6.2.2.4 BellSouth shall design Dedicated Transport according to its network infrastructure. ReTel shall specify the termination points for Dedicated Transport.
- 6.2.2.5 At a minimum, Dedicated Transport shall meet each of the requirements set forth in the applicable industry technical references.
- 6.2.2.6 BellSouth Technical References:
 - 6.2.2.6.1 TR-TSY-000191 Alarm Indication Signals Requirements and Objectives, Issue 1, May 1986.
 - 6.2.2.6.2 TR 73501 LightGate[®] Service Interface and Performance Specifications, Issue D, June 1995.
 - 6.2.2.6.3 TR 73525 MegaLink[®] Service, MegaLink Channel Service and MegaLink Plus Service Interface and Performance Specifications, Issue C. May 1996.
- 6.3 **Unbundled Channelization (Multiplexing)**
 - 6.3.1 Unbundled Channelization (UC) provides the optional multiplexing capability that will allow a DS1 (1.544 Mbps) or DS3 (44.736 Mbps) or STS-1 (51.84 Mbps) UNE or collocation cross-connect to be multiplexed or channelized at a BellSouth central office. Channelization can be accomplished through the use of a multiplexer or a digital cross-connect system at the discretion of BellSouth. Once UC has been installed, ReTel may request channel activation on an as-needed basis and BellSouth shall connect the requested facilities via Central Office Channel

Interfaces (COCI). The COCI must be compatible with the lower capacity facility and ordered with the lower capacity facility. This service is available as defined in NECA 4.

6.3.2 BellSouth shall make available the following channelization systems and interfaces:

6.3.2.1 DS1 Channelization System: channelizes a DS1 signal into a maximum of 24 DS0s. The following Central Office Channel Interfaces (COCI) are available: Voice Grade, Digital Data and ISDN.

6.3.2.2 DS3 Channelization System: channelizes a DS3 signal into a maximum of 28 DS1s. A DS1 COCI is available with this system.

6.3.2.3 STS-1 Channelization System: channelizes a STS-1 signal into a maximum of 28 DS1s. A DS1 COCI is available with this system.

6.3.2.4 AMI and B8ZS line coding with either Super Frame (SF) and Extended Super Frame (ESF) framing formats will be supported as an optional feature on DS1 facilities.

6.3.3 Technical Requirements

6.3.3.1 In order to assure proper operation with BellSouth provided central office multiplexing functionality, ReTel's channelization equipment must adhere strictly to form and protocol standards. ReTel must also adhere to such applicable industry standards for the multiplex channel bank, for voice frequency encoding, for various signaling schemes, and for sub rate digital access.

6.3.3.2 TR 73501 LightGate[®] Service Interface and Performance Specifications, Issue D, June 1995

6.4 **Dark Fiber Transport**

6.4.1 Dark Fiber Transport is an unused optical transmission facility without attached signal regeneration, multiplexing, aggregation or other electronics. Dark Fiber Transport is offered in two configurations: Interoffice Channel, between ReTel's collocation arrangement within the POP serving wire center and the end user serving wire center and Local Channel, from ReTel's POP to ReTel's collocation arrangement in the POP serving wire center. It may be strands of optical fiber existing in aerial or underground structure. BellSouth will not provide line terminating elements, regeneration or other electronics necessary for ReTel to utilize Dark Fiber Transport.

6.4.2 Requirements

- 6.4.2.1 BellSouth shall make available Dark Fiber Transport where it exists in BellSouth's network and where, as a result of future building or deployment, it becomes available. Dark Fiber Transport will not be deemed available if (1) it is used by BellSouth for maintenance and repair purposes, (2) it is designated for use pursuant to a firm order placed by another customer, (3) it is restricted for use by all carriers, including BellSouth, because of transmission problems or because it is scheduled for removal due to documented changes to roads and infrastructure, or (4) BellSouth has plans to use the fiber within a two-year planning period. BellSouth is not required to place fibers for Dark Fiber Transport if there are none available.
- 6.4.2.2 ReTel is solely responsible for testing the quality of the Dark Fiber Transport to determine its usability and performance specifications.
- 6.4.2.3 BellSouth shall use its best efforts to provide to ReTel information regarding the location, availability and performance of Dark Fiber Transport within ten (10) business days after receiving a request from ReTel. Within such time period, BellSouth shall send written confirmation of availability of the Dark Fiber Transport.
- 6.4.2.4 If the requested Dark Fiber Transport is available, BellSouth shall use its commercially reasonable efforts to provision the Dark Fiber Transport to ReTel within twenty (20) business days after ReTel submits a valid, error free LSR. Provisioning includes identification of appropriate connection points (e.g., Light Guide Interconnection (LGX)) to enable ReTel to connect ReTel provided transmission media (e.g., optical fiber) or equipment to the Dark Fiber Transport.

7 BellSouth Switched Access (SWA) 8XX Toll Free Dialing Ten Digit Screening Service

- 7.1 The BellSouth SWA 8XX Toll Free Dialing Ten Digit Screening Service database (8XX SCP Database) is a Signaling Control Point (SCP) that contains customer record information and the functionality to provide call-handling instructions for 8XX calls. The 8XX SCP IN software stores data downloaded from the national SMS/8XX database and provides the routing instructions in response to queries from the Switching Service Point (SSP) or tandem. The BellSouth SWA 8XX Toll Free Dialing Ten Digit Screening Service (8XX TFD Service) utilizes the 8XX SCP Database to provide identification and routing of the 8XX calls, based on the ten digits dialed. At ReTel's option, 8XX TFD Service is provided with or without POTS number delivery, dialing number delivery, and other optional complex features as selected by ReTel.
- 7.2 The 8XX SCP Database is designated to receive and respond to queries using the ANSI Specification of Signaling System Seven (SS7) protocol.

8 Line Information Database (LIDB)

- 8.1 The Line Information Database (LIDB) is a transaction-oriented database accessible through Common Channel Signaling (CCS) networks. For access to LIDB, ReTel must purchase appropriate signaling links pursuant to Section 9 of this Attachment. LIDB contains records associated with end user Line Numbers and Special Billing Numbers. LIDB accepts queries from other Network Elements and provides appropriate responses. The query originator need not be the owner of LIDB data. LIDB queries include functions such as screening billed numbers that provides the ability to accept Collect or Third Number Billing calls and validation of Telephone Line Number based non-proprietary calling cards. The interface for the LIDB functionality is the interface between BellSouth's CCS network and other CCS networks. LIDB also interfaces to administrative systems.
- 8.2 Technical Requirements
- 8.2.1 BellSouth will offer to ReTel any additional capabilities that are developed for LIDB during the life of this Agreement.
- 8.2.2 BellSouth shall process ReTel's customer records in LIDB at least at parity with BellSouth customer records, with respect to other LIDB functions. BellSouth shall indicate to ReTel what additional functions (if any) are performed by LIDB in the BellSouth network.
- 8.2.3 Within two (2) weeks after a request by ReTel, BellSouth shall provide ReTel with a list of the customer data items, which ReTel would have to provide in order to support each required LIDB function. The list shall indicate which data items are essential to LIDB function and which are required only to support certain services. For each data item, the list shall show the data formats, the acceptable values of the data item and the meaning of those values.
- 8.2.4 BellSouth shall provide LIDB systems for which operating deficiencies that would result in calls being blocked shall not exceed 30 minutes per year.
- 8.2.5 BellSouth shall provide LIDB systems for which operating deficiencies that would not result in calls being blocked shall not exceed 12 hours per year.
- 8.2.6 BellSouth shall provide LIDB systems for which the LIDB function shall be in overload no more than 12 hours per year.
- 8.2.7 All additions, updates and deletions of ReTel data to the LIDB shall be solely at the direction of ReTel. Such direction from ReTel will not be required where the addition, update or deletion is necessary to perform standard fraud control measures (e.g., calling card auto-deactivation).
- 8.2.8 BellSouth shall provide priority updates to LIDB for ReTel data upon ReTel's request (e.g., to support fraud detection), via password-protected telephone card, facsimile, or electronic mail within one hour of notice from the established BellSouth contact.

- 8.2.9 BellSouth shall provide LIDB systems such that no more than 0.01% of ReTel customer records will be missing from LIDB, as measured by ReTel audits. BellSouth will audit ReTel records in LIDB against DBAS to identify record mismatches and provide this data to a designated ReTel contact person to resolve the status of the records and BellSouth will update system appropriately. BellSouth will refer record of mismatches to ReTel within one business day of audit. Once reconciled records are received back from ReTel, BellSouth will update LIDB the same business day if less than 500 records are received before 1:00PM Central Time. If more than 500 records are received, BellSouth will contact ReTel to negotiate a time frame for the updates, not to exceed three business days.
- 8.2.10 BellSouth shall perform backup and recovery of all of ReTel's data in LIDB including sending to LIDB all changes made since the date of the most recent backup copy, in at least the same time frame BellSouth performs backup and recovery of BellSouth data in LIDB for itself. Currently, BellSouth performs backups of the LIDB for itself on a weekly basis; and when a new software release is scheduled, a backup is performed prior to loading the new release.
- 8.2.11 BellSouth shall provide ReTel with LIDB reports of data which are missing or contain errors, as well as any misrouted errors, within a reasonable time period as negotiated between ReTel and BellSouth.
- 8.2.12 BellSouth shall prevent any access to or use of ReTel data in LIDB by BellSouth personnel that are outside of established administrative and fraud control personnel, or by any other Party that is not authorized by ReTel in writing.
- 8.2.13 BellSouth shall provide ReTel performance of the LIDB Data Screening function, which allows a LIDB to completely or partially deny specific query originators access to LIDB data owned by specific data owners, for Customer Data that is part of an NPA-NXX or RAO-0/1XX wholly or partially owned by ReTel at least at parity with BellSouth Customer Data. BellSouth shall obtain from ReTel the screening information associated with LIDB Data Screening of ReTel data in accordance with this requirement. BellSouth currently does not have LIDB Data Screening capabilities. When such capability is available, BellSouth shall offer it to ReTel under the BFR/NBR process as set forth in Attachment 11.
- 8.2.14 BellSouth shall accept queries to LIDB associated with ReTel customer records and shall return responses in accordance with industry standards.
- 8.2.15 BellSouth shall provide mean processing time at the LIDB within 0.50 seconds under normal conditions as defined in industry standards.
- 8.2.16 BellSouth shall provide processing time at the LIDB within 1 second for 99% of all messages under normal conditions as defined in industry standards.
- 8.3 Interface Requirements

- 8.3.1 BellSouth shall offer LIDB in accordance with the requirements of this subsection.
- 8.3.2 The interface to LIDB shall be in accordance with the technical references contained within.
- 8.3.3 The CCS interface to LIDB shall be the standard interface described herein.
- 8.3.4 The LIDB Data Base interpretation of the ANSI-TCAP messages shall comply with the technical reference herein. Global Title Translation (GTT) shall be maintained in the signaling network in order to support signaling network routing to the LIDB.
- 8.3.5 The application of the LIDB rates contained in Exhibit B to this Attachment will be based on a Percent CLEC LIDB Usage (PCLU) factor. ReTel shall provide BellSouth a PCLU. The PCLU will be applied to determine the percentage of total LIDB usage to be billed to the other Party at local rates. ReTel shall update its PCLU on the first of January, April, July and October and shall send it to BellSouth to be received no later than thirty (30) calendar days after the first of each such month based on local usage for the past three months ending the last day of December, March, June and September, respectively. Requirements associated with PCLU calculation and reporting shall be as set forth in BellSouth's Jurisdictional Factors Reporting Guide, as it is amended from time to time.

9 Signaling

- 9.1 BellSouth shall offer access to signaling and access to BellSouth's signaling databases subject to compatibility testing and at the rates set forth in this Attachment. BellSouth may provide mediated access to BellSouth signaling systems and databases. Available signaling elements include signaling links, signal transfer points and service control points. Signaling functionality will be available with both A-link and B-link connectivity.

9.2 Signaling Link Transport

- 9.2.1 Signaling Link Transport is a set of two or four dedicated 56 kbps transmission paths between ReTel-designated Signaling Points of Interconnection that provide appropriate physical diversity.
- 9.2.2 Technical Requirements
 - 9.2.2.1 Signaling Link Transport shall consist of full duplex mode 56 kbps transmission paths and shall perform in the following two ways:
 - 9.2.2.1.1 As an "A-link" Signaling Link Transport is a connection between a switch or SCP and a home Signaling Transfer Point switch pair; and
 - 9.2.2.1.2 As a "B-link" Signaling Link Transport is a connection between two Signaling Transfer Point switch pairs in different company networks (e.g., between two Signaling Transfer Point switch pairs for two CLECs).

- 9.2.2.2 Signaling Link Transport shall consist of two or more signaling link layers as follows:
 - 9.2.2.2.1 An A-link layer shall consist of two links.
 - 9.2.2.2.2 A B-link layer shall consist of four links.
 - 9.2.2.3 A signaling link layer shall satisfy interoffice and intraoffice diversity of facilities and equipment, such that:
 - 9.2.2.3.1 No single failure of facilities or equipment causes the failure of both links in an A-link layer (i.e., the links should be provided on a minimum of two separate physical paths end-to-end); and
 - 9.2.2.3.2 No two concurrent failures of facilities or equipment shall cause the failure of all four links in a B-link layer (i.e., the links should be provided on a minimum of three separate physical paths end-to-end).
- 9.2.3 Interface Requirements
 - 9.2.3.1 There shall be a DS1 (1.544 Mbps) interface at ReTel's designated SPOIs. Each 56 kbps transmission path shall appear as a DS0 channel within the DS1 interface.
- 9.3 **Signaling Transfer Points (STPs)**
 - 9.3.1 A Signaling Transfer Point is a signaling network function that includes all of the capabilities provided by the signaling transfer point switches (STPs) and their associated signaling links that enables the exchange of SS7 messages among and between switching elements, database elements and signaling transfer point switches.
 - 9.3.2 Technical Requirements
 - 9.3.2.1 Signaling Transfer Point s shall provide access to BellSouth Local Switching or Tandem Switching and to BellSouth Service Control Points/Databases connected to BellSouth SS7 network. Signaling Transfer Point also provide access to third-party local or tandem switching and Third-party-provided Signaling Transfer Points.
 - 9.3.2.2 The connectivity provided by Signaling Transfer Points shall fully support the functions of all other Network Elements connected to the BellSouth SS7 network. This includes the use of the BellSouth SS7 network to convey messages that neither originate nor terminate at a signaling end point directly connected to the BellSouth SS7 network (i.e., transit messages). When the BellSouth SS7 network is used to convey transit messages, there shall be no alteration of the Integrated Services Digital Network User Part or Transaction Capabilities Application Part (TCAP) user data that constitutes the content of the message.

- 9.3.2.3 If a BellSouth tandem switch routes traffic, based on dialed or translated digits, on SS7 trunks between a ReTel local switch and third party local switch, the BellSouth SS7 network shall convey the TCAP messages that are necessary to provide Call Management features (Automatic Callback, Automatic Recall, and Screening List Editing) between ReTel local STPs and the STPs that provide connectivity with the third party local switch, even if the third party local switch is not directly connected to BellSouth STPs.
- 9.3.2.4 STPs shall provide all functions of the SCCP necessary for Class 0 (basic connectionless) service as defined in Telcordia ANSI Interconnection Requirements. This includes GTT and SCCP Management procedures, as specified in ANSI T1.112.4. Where the destination signaling point is a ReTel or third party local or tandem switching system directly connected to BellSouth SS7 network, BellSouth shall perform final GTT of messages to the destination and SCCP Subsystem Management of the destination. In all other cases, BellSouth shall perform intermediate GTT of messages to a gateway pair of STPs in an SS7 network connected with BellSouth SS7 network and shall not perform SCCP Subsystem Management of the destination. If BellSouth performs final GTT to a ReTel database, then ReTel agrees to provide BellSouth with the Destination Point Code for ReTel's database.
- 9.3.2.5 STPs shall provide all functions of the OMAP as specified in applicable industry standard technical references, which may include, where available in BellSouth's network, MTP Routing Verification Test (MRVT) and SCCP Routing Verification Test (SRVT).
- 9.3.2.6 Where the destination signaling point is a BellSouth local or tandem switching system or database, or is a ReTel or third party local or tandem switching system directly connected to the BellSouth SS7 network, STPs shall perform MRVT and SRVT to the destination signaling point. In all other cases, STPs shall perform MRVT and SRVT to a gateway pair of STPs in an SS7 network connected with the BellSouth SS7 network. This requirement may be superseded by the specifications for Internetwork MRVT and SRVT when these become approved ANSI standards and available capabilities of BellSouth STPs.
- 9.4 **SS7 Advanced Intelligent Network (AIN) Access**
- 9.4.1 When technically feasible and upon request by ReTel, SS7 AIN Access shall be made available in association with switching. SS7 AIN Access is the provisioning of AIN 0.1 triggers in an equipped BellSouth local switch and interconnection of the BellSouth SS7 network with ReTel's SS7 network to exchange TCAP queries and responses with a ReTel SCP.
- 9.4.2 SS7 AIN Access shall provide ReTel SCP access to an equipped BellSouth local switch via interconnection of BellSouth's SS7 and ReTel SS7 Networks. BellSouth shall offer SS7 AIN Access through its STPs. If BellSouth requires a

mediation device on any part of its network specific to this form of access, BellSouth must route its messages in the same manner. The interconnection arrangement shall result in the BellSouth local switch recognizing the ReTel SCP as at least at parity with BellSouth's SCPs in terms of interfaces, performance and capabilities.

9.4.3 Interface Requirements

9.4.3.1 BellSouth shall provide the following STP options to connect ReTel or ReTel-designated local switching systems to the BellSouth SS7 network:

9.4.3.1.1 An A-link interface from ReTel local switching systems; and,

9.4.3.1.2 A B-link interface from ReTel local STPs.

9.4.3.2 Each type of interface shall be provided by one or more layers of signaling links.

9.4.3.3 The Signaling Point of Interconnection for each link shall be located at a cross-connect element in the Central Office (CO) where the BellSouth STP is located. There shall be a DS1 or higher rate transport interface at each of the SPOIs. Each signaling link shall appear as a DS0 channel within the DS1 or higher rate interface.

9.4.3.4 BellSouth shall provide intraoffice diversity between the Signaling Point of Interconnection and BellSouth STPs so that no single failure of intraoffice facilities or equipment shall cause the failure of both B-links in a layer connecting to a BellSouth STP.

9.4.3.5 STPs shall provide all functions of the MTP as defined in the applicable industry standard technical references.

9.4.4 Message Screening

9.4.4.1 BellSouth shall set message screening parameters so as to accept valid messages from ReTel local or tandem switching systems destined to any signaling point within BellSouth's SS7 network where the ReTel switching system has a valid signaling relationship.

9.4.4.2 BellSouth shall set message screening parameters so as to pass valid messages from ReTel local or tandem switching systems destined to any signaling point or network accessed through BellSouth's SS7 network where the ReTel switching system has a valid signaling relationship.

9.4.4.3 BellSouth shall set message screening parameters so as to accept and pass/send valid messages destined to and from ReTel from any signaling point or network interconnected through BellSouth's SS7 network where the ReTel SCP has a valid signaling relationship.

9.5 **Service Control Points/Databases**

- 9.5.1 Call Related Databases provide the storage of, access to, and manipulation of information required to offer a particular service and/or capability. BellSouth shall provide access to the following Databases: Local Number Portability, LIDB, Toll Free Number Database, Automatic Location Identification/Data Management System, and Calling Name Database. BellSouth also provides access to Service Creation Environment and Service Management System (SCE/SMS) application databases and Directory Assistance.
- 9.5.2 A Service Control Point (SCP) is deployed in a SS7 network that executes service application logic in response to SS7 queries sent to it by a switching system also connected to the SS7 network. Service Management Systems provide operational interfaces to allow for provisioning, administration and maintenance of subscriber data and service application data stored in SCPs.
- 9.5.3 Technical Requirements for SCPs/Databases
- 9.5.3.1 BellSouth shall provide physical access to SCPs through the SS7 network and protocols with TCAP as the application layer protocol.
- 9.5.3.2 BellSouth shall provide physical interconnection to databases via industry standard interfaces and protocols (e.g. SS7, ISDN and X.25).
- 9.5.3.3 The reliability of interconnection options shall be consistent with requirements for diversity and survivability.
- 9.6 **Local Number Portability Database**
- 9.6.1 The Permanent Number Portability (PNP) database supplies routing numbers for calls involving numbers that have been ported from one local service provider to another. BellSouth agrees to provide access to the PNP database at rates, terms and conditions as set forth by BellSouth and in accordance with an effective FCC or Commission directive.
- 9.7 **SS7 Network Interconnection**
- 9.7.1 SS7 Network Interconnection is the interconnection of ReTel local signaling transfer point switches or ReTel local or tandem switching systems with BellSouth signaling transfer point switches. This interconnection provides connectivity that enables the exchange of SS7 messages among BellSouth switching systems and databases, ReTel local or tandem switching systems, and other third-party switching systems directly connected to the BellSouth SS7 network.
- 9.7.2 The connectivity provided by SS7 Network Interconnection shall fully support the functions of BellSouth switching systems and databases and ReTel or other third-party switching systems with A-link access to the BellSouth SS7 network.

- 9.7.3 If traffic is routed based on dialed or translated digits between a ReTel local switching system and a BellSouth or other third-party local switching system, either directly or via a BellSouth tandem switching system, then it is a requirement that the BellSouth SS7 network convey via SS7 Network Interconnection the TCAP messages that are necessary to provide Call Management services (Automatic Callback, Automatic Recall, and Screening List Editing) between the ReTel local signaling transfer point switches and BellSouth or other third-party local switch.
- 9.7.4 SS7 Network Interconnection shall provide:
 - 9.7.4.1 Signaling Data Link functions, as specified in ANSI T1.111.2;
 - 9.7.4.2 Signaling Link functions, as specified in ANSI T1.111.3; and
 - 9.7.4.3 Signaling Network Management functions, as specified in ANSI T1.111.4.
- 9.7.5 SS7 Network Interconnection shall provide all functions of the SCCP necessary for Class 0 (basic connectionless) service as specified in ANSI T1.112. This includes GTT and SCCP Management procedures as specified in ANSI T1.112.4. Where the destination signaling point is a BellSouth switching system or DB, or is another third-party local or tandem switching system directly connected to the BellSouth SS7 network, SS7 Network Interconnection shall include final GTT of messages to the destination and SCCP Subsystem Management of the destination. Where the destination signaling point is a ReTel local or tandem switching system, SS7 Network Interconnection shall include intermediate GTT of messages to a gateway pair of ReTel local STPs and shall not include SCCP Subsystem Management of the destination.
- 9.7.6 SS7 Network Interconnection shall provide all functions of the Integrated Services Digital Network User Part as specified in ANSI T1.113.
- 9.7.7 SS7 Network Interconnection shall provide all functions of the TCAP as specified in ANSI T1.114.
- 9.7.8 If Internetwork MRVT and SRVT become approved ANSI standards and available capabilities of BellSouth STPs, SS7 Network Interconnection may provide these functions of the OMAP.
- 9.7.9 Interface Requirements
 - 9.7.9.1 The following SS7 Network Interconnection interface options are available to connect ReTel or ReTel-designated local or tandem switching systems or signaling transfer point switches to the BellSouth SS7 network:
 - 9.7.9.1.1 A-link interface from ReTel local or tandem switching systems; and
 - 9.7.9.1.2 B-link interface from ReTel STPs.
 - 9.7.9.2 The Signaling Point of Interconnection for each link shall be located at a cross-connect element in the central office where the BellSouth STP is located. There shall be a DS1 or higher rate transport interface at each of the Signaling Points of

interconnection. Each signaling link shall appear as a DS0 channel within the DS1 or higher rate interface.

- 9.7.9.3 BellSouth shall provide intraoffice diversity between the Signaling Points of Interconnection and the BellSouth STP, so that no single failure of intraoffice facilities or equipment shall cause the failure of both B-links in a layer connecting to a BellSouth STP.
- 9.7.9.4 The protocol interface requirements for SS7 Network Interconnection include the MTP, ISDNUP, SCCP, and TCAP. These protocol interfaces shall conform to the applicable industry standard technical references.
- 9.7.9.5 BellSouth shall set message screening parameters to accept messages from ReTel local or tandem switching systems destined to any signaling point in the BellSouth SS7 network with which the ReTel switching system has a valid signaling relationship.

10 Operator Services (Operator Call Processing and Directory Assistance)

- 10.1 Operator Call Processing (OCP) provides: (1) operator handling for call completion (for example, collect, third number billing, and manual calling-card calls); (2) operator or automated assistance for billing after the end user has dialed the called number (for example, calling card calls); and (3) special services including but not limited to Busy Line Verification and Emergency Line Interrupt (ELI), Emergency Agency Call, and Operator-assisted Directory Assistance.
 - 10.1.1 Upon request for BellSouth OCP, BellSouth shall:
 - 10.1.2 Process 0+ and 0- dialed local calls.
 - 10.1.3 Process 0+ and 0- intraLATA toll calls.
 - 10.1.4 Process calls that are billed to ReTel end user's calling card that can be validated by BellSouth.
 - 10.1.5 Process person-to-person calls.
 - 10.1.6 Process collect calls.
 - 10.1.7 Provide the capability for callers to bill to a third party and shall also process such calls.
 - 10.1.8 Process station-to-station calls.
 - 10.1.9 Process Busy Line Verify and Emergency Line Interrupt requests.
 - 10.1.10 Process emergency call trace originated by Public Safety Answering Points.

- 10.1.11 Process operator-assisted directory assistance calls.
- 10.1.12 Adhere to equal access requirements, providing ReTel local end users the same IXC access as provided to BellSouth end users.
- 10.1.13 Exercise at least the same level of fraud control in providing Operator Service to ReTel that BellSouth provides for its own operator service.
- 10.1.14 Perform Billed Number Screening when handling Collect, Person-to-Person, and Billed-to-Third-Party calls.
- 10.1.15 Direct customer account and other similar inquiries to the customer service center designated by ReTel.
- 10.1.16 Provide call records to ReTel in accordance with ODUF standards specified in Attachment 7.
- 10.1.17 The interface requirements shall conform to the interface specifications for the platform used to provide Operator Services as long as the interface conforms to industry standards.
- 10.2 **Directory Assistance Service**
- 10.2.1 Directory Assistance (DA) Service provides local and non-local end user telephone number listings with the option to complete the call at the caller's direction separate and distinct from local switching.
- 10.2.2 DA Service shall provide up to two listing requests per call. If available and if requested by ReTel's end user, BellSouth shall provide caller-optional directory assistance call completion service at rates contained in this Attachment to one of the provided listings.
- 10.3 **Directory Assistance Service Updates**
- 10.3.1 BellSouth shall update end user listings changes daily. These changes include:
 - 10.3.1.1 New end user connections;
 - 10.3.1.2 End user disconnections;
 - 10.3.1.3 End user address changes.
- 10.3.2 These updates shall also be provided for non-listed and non-published numbers for use in emergencies.
- 10.4 **Branding for Operator Call Processing and Directory Assistance**
- 10.4.1 BellSouth's branding feature provides a definable announcement to ReTel end users using DA/OCP prior to placing such end users in queue or connecting them to an available operator or automated operator system. This feature allows ReTel

to have its calls custom branded with ReTel's name on whose behalf BellSouth is providing DA and/or OCP. Rates for branding features are set forth in Exhibit B.

- 10.4.2 BellSouth offers three branding offering options to ReTel when ordering BellSouth's DA and OCP: BellSouth Branding, Unbranding and Custom Branding.
- 10.4.3 Upon receipt of the custom branding order from ReTel, the order is considered firm after ten business days. Should ReTel decide to cancel the order, written notification to ReTel's Local Contract Manager is required. If ReTel decides to cancel after ten business days from receipt of the custom branding order, ReTel shall pay all charges per the order.
- 10.4.4 **UNE Provider Branding via Originating Line Number Screening (OLNS)**
- 10.4.4.1 BellSouth Branding, Unbranding and Custom Branding are also available for DA, OCP or both via Originating Line Number Screening (OLNS) software. When utilizing this method of Unbranding or Custom Branding, ReTel shall not be required to purchase dedicated trunking.
- 10.4.4.2 BellSouth Branding is the default branding offering.
- 10.4.4.3 For BellSouth to provide Unbranding or Custom Branding via OLNS software for OCP or for DA, ReTel must have its OCN(s) and telephone numbers reside in BellSouth's LJDB; however, a BellSouth LJDB Storage Agreement is not required. To implement Unbranding and Custom Branding via OLNS software, ReTel must submit a manual order form which requires, among other things, ReTel's OCN and a forecast for the traffic volume anticipated for each BellSouth TOPS during the peak busy hour. ReTel shall provide updates to such forecast on a quarterly basis and at any time such forecasted traffic volumes are expected to change significantly. Upon ReTel's purchase of Unbranding or Custom Branding using OLNS software for any particular TOPS, all ReTel end users served by that TOPS will receive the Unbranded "no announcement" or the Custom Branded announcement.
- 10.4.4.4 Rates for Unbranding and Custom Branding via OLNS software for DA and for OCP are as set forth in Exhibit B. In addition to the charges for Unbranding and Custom Branding via OLNS software, ReTel shall continue to pay BellSouth applicable labor and other charges for the use of BellSouth's DA and OCP platforms as set forth in this Attachment. Further, where ReTel is purchasing unbundled local switching from BellSouth, UNE usage charges for end office switching, tandem switching and transport, as applicable, shall continue to apply.
- 10.4.5 **Facilities Based Carrier Branding**

- 10.4.5.1 All Service Levels require ReTel to order dedicated trunking from their end office(s) point of interface to the BellSouth TOPS Switches. Rates for trunks are set forth in applicable BellSouth tariffs.
- 10.4.5.2 Unbranding is the default branding offering.
- 10.4.5.3 Rates for Custom Branded OCP/DA are set forth in Exhibit B.
- 10.4.6 **Selective Call Routing Using Line Class Codes (SCR-LCC)**
- 10.4.6.1 Where ReTel purchases unbundled local switching from BellSouth and utilizes an Operator Services Provider other than BellSouth, BellSouth will route ReTel's end user calls to that provider through Selective Call Routing.
- 10.4.6.2 Selective Call Routing using Line Class Codes (SCR-LCC) provides the capability for ReTel to have its OCP/DA calls routed to BellSouth's OCP/DA platform for BellSouth provided Custom Branded or Unbranded OCP/DA or to its own or an alternate OCP/DA platform for Self-Branded OCP/DA. SCR-LCC is only available if line class code capacity is available in the requested BellSouth end office switches.
- 10.4.6.3 Custom Branding for DA is not available for certain classes of service, including but not limited to Hotel/Motel services, WATS service, and certain PBX services.
- 10.4.6.4 Where available, ReTel specific and unique LCCs are programmed in each BellSouth end office switch where ReTel intends to serve end users with customized OCP/DA branding. The LCCs specifically identify ReTel's end users so OCP/DA calls can be routed over the appropriate trunk group to the requested OCP/DA platform. Additional LCCs are required in each end office if the end office serves multiple NPAs (i.e., a unique LCC is required per NPA), and/or if the end office switch serves multiple rate areas and ReTel intends to provide ReTel - branded OCP/DA to its end users in these multiple rate areas.
- 10.4.6.5 BellSouth Branding is the default branding offering.
- 10.4.6.6 SCR-LCC supporting Custom Branding and Self Branding require ReTel to order dedicated trunking from each BellSouth end office identified by ReTel, either to the BellSouth TOPS for Custom Branding or to the ReTel Operator Service Provider for Self Branding. Separate trunk groups are required for Operator Services and for DA. Rates for trunks are set forth in applicable BellSouth tariffs.
- 10.4.6.7 Unbranding - Unbranded DA and/or OCP calls ride common trunk groups provisioned by BellSouth from those end offices identified by ReTel to the BellSouth TOPS. These calls are routed to "No Announcement."
- 10.4.6.8 The Rates for SCR-LCC are as set forth in this Attachment. There is a nonrecurring charge for the establishment of each LCC in each BellSouth central

office. Furthermore, for Unbranded and Custom Branded OCP/DA provided by BellSouth Operator Services with unbundled ports and unbundled port/Loop switch combinations, monthly recurring usage charges shall apply for the UNEs necessary to provide the service, such as end office and tandem switching and common transport. A flat rated end office switching charge shall apply to Self-Branded OCP/DA when used in conjunction with unbundled ports and unbundled port/Loop switch combinations.

- 10.4.7 Customized Branding includes charges for the recording of the branding announcement and the loading of the audio units in each TOPS Switch and Network Applications Vehicle (NAV) equipment for which ReTel requires service.
 - 10.4.7.1 Directory Assistance customized branding uses:
 - 10.4.7.1.1 the recording of ReTel;
 - 10.4.7.1.2 the loading of the recording in each switch.
 - 10.4.7.2 Operator Call Processing customized branding uses:
 - 10.4.7.2.1 the recording of ReTel;
 - 10.4.7.2.2 the loading on the NAV. All NAV shelves within the region where the customer is offering service must be loaded.

10.5 **Directory Assistance Database Service (DADS)**

- 10.5.1 BellSouth shall make its Directory Assistance Database Service (DADS) available at the rates set forth in this Attachment solely for the expressed purpose of providing Directory Assistance type services to ReTel end users. The term "end user" denotes any entity that obtains Directory Assistance type services for its own use from a DADS customer. Directory Assistance type service is defined as Voice Directory Assistance (DA Operator assisted) and Electronic Directory Assistance (Data System assisted). ReTel agrees that DADS will not be used for any purpose that violates federal or state laws, statutes, regulatory orders or tariffs. For the purposes of provisioning a Directory Assistance type service, all terms and conditions of GSST A38 apply and are incorporated by reference herein. Except for the permitted uses, ReTel agrees not to disclose DADS to others and shall provide due care in providing for the security and confidentiality of DADS.
- 10.5.2 BellSouth shall initially provide ReTel with a Base File of subscriber listings via magnetic tape. DADS is available and may be ordered on a Business, Residence or combined Business and Residence listings basis for each central office requested. BellSouth will require approximately 30-45 days after receiving an order from ReTel to prepare the Base File.
- 10.5.3 BellSouth will provide updates on either a daily or weekly basis reflecting all listing change activity occurring since ReTel's previous update. Delivery of updates will commence immediately after ReTel receives the Base File. Updates will be provided via magnetic tape unless BellSouth and ReTel mutually develop

CONNECT: Direct™ electronic connectivity. ReTel will pay all costs associated with CONNECT: Direct™ connectivity, which will vary depending upon volume and mileage.

10.5.4 ReTel authorizes the inclusion of ReTel Directory Assistance listings in the BellSouth Directory Assistance products including but not limited to DADS. Any other use is not authorized.

10.6 **Direct Access to Directory Assistance Service**

10.6.1 Direct Access to Directory Assistance Service (DADAS) will provide ReTel's directory assistance operators with the ability to search, using a standard directory assistance search format, the same listing information that is available to BellSouth operators including all available BellSouth subscriber listings, all available listings associated with lines resold by CLECs, and all available listings associated with lines provisioned by local exchange carriers that provide their listings to BellSouth. DADAS will also provide ReTel with the ability to search all listings BellSouth obtains from sources other than the provider of the local exchange lines associated with the listings. The search format will be provided to ReTel by BellSouth upon subscription to the service. Subscription to DADAS requires that ReTel utilize its own switch, operator workstations, directory assistance operators, transport facilities, and optional audio subsystems.

10.6.2 Rates, terms and conditions for provisioning DADAS are as set forth in the FCC Tariff No. 1.

11 Automatic Location Identification/Data Management System (ALI/DMS)

11.1 The ALI/DMS Database contains end user information (including name, address, telephone information, and sometimes special information from the local service provider or end user) used to determine to which Public Safety Answering Point (PSAP) to route the call. The ALI/DMS database is used to provide enhanced routing flexibility for E911.

11.2 Technical Requirements

11.2.1 BellSouth shall provide ReTel the capability of providing updates to the ALI/DMS database. BellSouth shall provide error reports from the ALI/DMS database to ReTel after ReTel provides end user information for input into the ALI/DMS database.

11.2.2 ReTel shall conform to the National Emergency Number Association (NENA) recommended standards for Local Number Portability and updating the ALI/DMS database.

12 Calling Name (CNAM) Database Service

- 12.1 CNAM is the ability to associate a name with the calling party number, allowing the end user (to which a call is being terminated) to view the calling party's name before the call is answered. This service also provides ReTel the opportunity to load and store its subscriber names in the BellSouth CNAM SCPs.
- 12.2 ReTel shall submit to BellSouth a notice of its intent to access and utilize BellSouth CNAM Database Services. Said notice shall be in writing no less than 60 days prior to ReTel's access to BellSouth's CNAM Database Services and shall be addressed to ReTel's Local Contract Manager.
- 12.3 BellSouth's provision of CNAM Database Services to ReTel requires interconnection from ReTel to BellSouth CNAM Service Control Points (SCPs). Such interconnections shall be established pursuant to Attachment 3 of this Agreement, incorporated herein by this reference.
- 12.4 In order to formulate a CNAM query to be sent to the BellSouth CNAM SCP, ReTel shall provide its own CNAM SSP. ReTel's CNAM SSPs must be compliant with TR-NWT-001188, "CLASS Calling Name Delivery Generic Requirements".
- 12.5 If ReTel elects to access the BellSouth CNAM SCP via a third party CCS7 transport provider, the third party CCS7 provider shall interconnect with the BellSouth CCS7 network according to BellSouth's Common Channel Signaling Interconnection Guidelines and Telcordia's CCS Network Interface Specification document, TR-TSV-000905. In addition, the third party provider shall establish CCS7 interconnection at the BellSouth Local Signal Transfer Points (LSTPs) serving the BellSouth CNAM SCPs that ReTel desires to query.
- 12.6 If ReTel queries the BellSouth CNAM SCP via a third party national SS7 transport provider, the third party SS7 provider shall interconnect with the BellSouth CCS7 network according to BellSouth's Common Channel Signaling Interconnection Guidelines and Telcordia's CCS Network Interface Specification document, TR-TSV-000905. In addition, the third party provider shall establish SS7 interconnection at one or more of the BellSouth Gateway Signal Transfer Points (STPs). The payment of all costs associated with the transport of SS7 signals via a third party will be established by mutual agreement of the Parties and this Agreement shall be amended in accordance with modification of the General Terms and Conditions incorporated herein by this reference.
- 12.7 The mechanism to be used by ReTel for initial CNAM record load and/or updates shall be determined by mutual agreement. The initial load and all updates shall be provided by ReTel in the BellSouth specified format and shall contain records for every working telephone number that can originate phone calls. It is the responsibility of ReTel to provide accurate information to BellSouth on a current basis.

- 12.8 Updates to the SMS shall occur no less than once a week, reflect service order activity affecting either name or telephone number, and involve only record additions, deletions or changes.
- 12.9 ReTel CNAM records provided for storage in the BellSouth CNAM SCP shall be available, on a SCP query basis only, to all Parties querying the BellSouth CNAM SCP. Further, CNAM service shall be provided by each Party consistent with state and/or federal regulation.
- 13 Service Creation Environment and Service Management System (SCE/SMS) Advanced Intelligent Network (AIN) Access**
- 13.1 BellSouth's Service Creation Environment and Service Management System (SCE/SMS) Advanced Intelligent Network (AIN) Access shall provide ReTel the capability to create service applications in a BellSouth SCE and deploy those applications in a BellSouth SMS to a BellSouth SCP.
- 13.2 BellSouth's SCE/SMS AIN Access shall provide access to SCE hardware, software, testing and technical support (e.g., help desk, system administrator) resources available to ReTel. Training, documentation, and technical support will address use of SCE and SMS access and administrative functions but will not include support for the creation of a specific service application.
- 13.3 BellSouth SCP shall partition and protect ReTel service logic and data from unauthorized access.
- 13.4 When ReTel selects SCE/SMS AIN Access, BellSouth shall provide training, documentation, and technical support to enable ReTel to use BellSouth's SCE/SMS AIN Access to create and administer applications.
- 13.5 ReTel access will be provided via remote data connection (e.g., dial-in, ISDN).
- 13.6 BellSouth shall allow ReTel to download data forms and/or tables to BellSouth SCP via BellSouth SMS without intervention from BellSouth.
- 14 Basic 911 and E911**
- 14.1 Basic 911 and E911 provides a caller access to the applicable emergency service bureau by dialing 911.
- 14.2 Basic 911 Service Provisioning. BellSouth will provide to ReTel a list consisting of each municipality that subscribes to Basic 911 service. The list will also provide, if known, the E911 conversion date for each municipality and, for network routing purposes, a ten-digit directory number representing the appropriate emergency answering position for each municipality subscribing to 911. ReTel will be required to arrange to accept 911 calls from its end users in municipalities that subscribe to Basic 911 service and translate the 911 call to the

appropriate 10-digit directory number as stated on the list provided by BellSouth. ReTel will be required to route that call to BellSouth at the appropriate tandem or end office. When a municipality converts to E911 service, ReTel will be required to begin using E911 procedures.

- 14.3 E911 Service Provisioning. ReTel shall install a minimum of two dedicated trunks originating from the ReTel serving wire center and terminating to the appropriate E911 tandem. The dedicated trunks shall be, at a minimum, DS0 level trunks configured either as a 2-wire analog interface or as part of a digital (1.544 Mb/s) interface. Either configuration shall use CAMA-type signaling with multifrequency (MF) pulsing that will deliver automatic number identification (ANI) with the voice portion of the call. If the user interface is digital, MF pulses as well as other AC signals shall be encoded per the u-255 Law convention. ReTel will be required to provide BellSouth daily updates to the E911 database. ReTel will be required to forward 911 calls to the appropriate E911 tandem along with ANI based upon the current E911 end office to tandem homing arrangement as provided by BellSouth. If the E911 tandem trunks are not available, ReTel will be required to route the call to a designated 7-digit local number residing in the appropriate Public Service Answering Point (PSAP). This call will be transported over BellSouth's interoffice network and will not carry the ANI of the calling party. ReTel shall be responsible for providing BellSouth with complete and accurate data for submission to the 911/E911 database for the purpose of providing 911/E911 to its end users.
- 14.4 Rates. Charges for 911/E911 service are borne by the municipality purchasing the service. BellSouth will impose no charge on ReTel beyond applicable charges for BellSouth trunking arrangements.
- 14.5 Basic 911 and E911 functions provided to ReTel shall be at least at parity with the support and services that BellSouth provides to its end users for such similar functionality.
- 14.6 The detailed practices and procedures for 911/E911 services are contained in the E911 Local Exchange Carrier Guide For Facility-Based Providers as amended from time to time during the term of this Agreement.

15 Operational Support Systems (OSS)

- 15.1 BellSouth has developed and made available the following electronic interfaces by which ReTel may submit LSRs electronically.
- | | |
|------|-----------------------------------|
| LENS | Local Exchange Navigation System |
| EDI | Electronic Data Interchange |
| TAG | Telecommunications Access Gateway |
- 15.2 LSRs submitted by means of one of these electronic interfaces will incur an OSS electronic ordering charge. An individual LSR will be identified for billing

purposes by its Purchase Order Number (PON). LSRs submitted by means other than one of these interactive interfaces (mail, fax, courier, etc.) will incur a manual order charge. All OSS charges are specified in Exhibit B.

- 15.3 Denial/Restoral OSS Charge. In the event ReTel provides a list of customers to be denied and restored, rather than an LSR, each location on the list will require a separate PON and therefore will be billed as one LSR per location.
- 15.4 Cancellation OSS Charge. ReTel will incur an OSS charge for an accepted LSR that is later cancelled.
- 15.5 Supplements or clarifications to a previously billed LSR will not incur another OSS charge.
- 15.6 Network Elements and Other Services Manual Additive. The Commissions in some states have ordered per-element manual additive nonrecurring charges (NRC) for Network Elements and Other Services ordered by means other than one of the interactive interfaces. These ordered Network Elements and Other Services manual additive NRCs will apply in these states, rather than the charge per LSR. The per-element charges are listed in Exhibit B.

EXHIBIT A

**LINE INFORMATION DATA BASE (LIDB)
FACILITIES BASED STORAGE AGREEMENT**

I. Definitions

- A. Billing number - a number that ReTel creates for the purpose of identifying an account liable for charges. This number may be a line or a special billing number.
- B. Line number - a ten-digit number that identifies a telephone line administered by ReTel.
- C. Special billing number - a ten-digit number that identifies a billing account established by ReTel.
- D. Calling Card number - a billing number plus PIN number.
- E. PIN number - a four-digit security code assigned by ReTel that is added to a billing number to compose a fourteen-digit calling card number.
- F. Toll billing exception indicator - associated with a billing number to indicate that it is considered invalid for billing of collect calls or third number calls or both, by ReTel.
- G. Billed Number Screening - refers to the query service used to determine whether a toll billing exception indicator is present for a particular billing number.
- H. Calling Card Validation - refers to the query service used to determine whether a particular calling card number exists as stated or otherwise provided by a caller.
- I. Billing number information - information about billing number, Calling Card number and toll billing exception indicator provided to BellSouth by ReTel.
- J. Account Owner – name of the local exchange telecommunications company that is providing dialtone on a subscriber line.
- K. GetData – refers to the query service used to determine, at a minimum, the Account Owner and/or Regional Accounting Office for a line number. This query service may be modified to provide additional information in the future.
- L. Originating Line Number Screening (OLNS) – refers to the query service used to determine the billing, screening and call handling indicators, station type, and Account Owner provided to BellSouth by ReTel for originating line numbers.

II. General

- A. This Agreement sets forth the terms and conditions pursuant to which BellSouth agrees to store in its LIDB certain information at the request of ReTel and pursuant to which BellSouth, its LIDB customers and ReTel shall have access to such information. In addition, this Agreement sets forth the terms and conditions for ReTel's provision of billing number information to BellSouth for inclusion in BellSouth's LIDB. ReTel understands that BellSouth provides access to information in its LIDB to various telecommunications service providers pursuant to applicable tariffs and agrees that information stored at the request of ReTel, pursuant to this Agreement, shall be available to those telecommunications service providers. The terms and conditions contained herein shall hereby be made a part of this Interconnection Agreement upon notice to ReTel's account team and/or Local Contract Manager to activate this LIDB Storage Agreement. The General Terms and Conditions of the Agreement shall govern this LIDB Storage Agreement.
- B. BellSouth will provide responses to on-line, call-by-call queries to local exchange line and/or billing number information for the following purposes:
1. Billed Number Screening. BellSouth is authorized to use the billing number information to determine whether ReTel has identified the billing number as one that should not be billed for collect or third number calls.
 2. Calling Card Validation. BellSouth is authorized to validate a 14-digit Calling Card number where the first 10 digits are a line number or special billing number assigned by BellSouth and where the last four digits (PIN) are a security code assigned by BellSouth.
 3. OLNS. BellSouth is authorized to provide originating line screening information for billing and services restrictions, station type, and Account Owner on the lines of ReTel from which a call originates.
 4. GetData. BellSouth is authorized to provide, at a minimum, the Account Owner and/or Regional Accounting Office information on the lines of ReTel indicating the local service provider and where billing records are to be sent for settlement purposes. This query service may be modified to provide additional information in the future.
 5. Fraud Control. BellSouth will provide seven days per week, 24-hours per day, fraud monitoring on Calling Cards, bill-to-third and collect calls made to numbers in BellSouth's LIDB, provided that such information is included in the LIDB query. BellSouth will establish fraud alert thresholds and will notify ReTel of fraud alerts so that ReTel may take action it deems appropriate.

III. Responsibilities of the Parties

A. BellSouth will administer all data stored in the LIDB, including the data provided by ReTel pursuant to this Agreement, in the same manner as BellSouth's data for BellSouth's end user customers. BellSouth shall not be responsible to ReTel for any lost revenue which may result from BellSouth's administration of the LIDB pursuant to its established practices and procedures as they exist and as they may be changed by BellSouth in its sole discretion from time to time.

B. Billing and Collection Customers

BellSouth currently has in effect numerous billing and collection agreements with various interexchange carriers and billing clearinghouses and as such these billing and collection customers (B&C Customers) query BellSouth's LIDB to determine whether to accept various billing options from end users. Until such time as BellSouth implements in its LIDB and its supporting systems the means to differentiate ReTel's data from BellSouth's data, the following terms and conditions shall apply:

1. BellSouth will identify ReTel's end user originated long distance charges and will return those charges to the interexchange carrier as not covered by the existing B&C agreement with interexchange carriers for handling of long distance charges by their end users.
2. BellSouth shall have no obligation to become involved in any disputes between ReTel and B&C Customers. BellSouth will not issue adjustments for charges billed on behalf of any B&C Customer to ReTel. It shall be the responsibility of ReTel and the B&C Customers to negotiate and arrange for any appropriate adjustments.

IV. Fees for Service and Taxes

A. ReTel will not be charged a fee for storage services provided by BellSouth to ReTel as described in this LIDB Facilities Based Storage Agreement.

B. Sales, use and all other taxes (excluding taxes on BellSouth's income) determined by BellSouth or any taxing authority to be due to any federal, state or local taxing jurisdiction with respect to the provision of the service set forth herein will be paid by ReTel in accordance with the tax provisions set forth in the General Terms and Conditions of this Agreement.

UNBUNDLED NETWORK ELEMENTS - Florida										Attachment 2		Exhibit B										
CATEGORY	RATE ELEMENTS	Inten m	Zone	BCS	USOC	RATES (\$)				Svc Order Submitte d Elec per LSR	Svc Order Submitted Manually per LSR	Incremental Charge - Manual Svc Order vs Electronic- 1st	Incremental Charge - Manual Svc Order vs Electronic- Add'l	Incremental Charge - Manual Svc Order vs Electronic- Disc 1st	Incremental Charge - Manual Svc Order vs Electronic- Disc Add'l							
						Recurring	Nonrecurring		NRC Disconnect							OSS Rates(\$)						
							First	Add'l	First							Add'l	SOME C	SOMAN	SOMAN	SOMAN	SOMAN	SOMAN
The "Zone" shown in the sections for stand-alone loops or loops as part of a combination refers to Geographically Deaveraged UNE Zones To view Geographically Deaveraged UNE Zone Designations by Central Office, refer to internet Website http://www.interconnection.bellsouth.com/become_a_clec/html/interconnection.htm																						
OPERATIONAL SUPPORT SYSTEMS																						
NOTE (1) Electronic Service Order: CLEC should contact its contract negotiator if it prefers the state specific electronic service ordering charges as ordered by the State Commissions The electronic service ordering charge currently contained in this rate exhibit is the BellSouth regional electronic service ordering charge CLEC may elect either the state specific Commission ordered rates for the electronic service ordering charges, or CLEC may elect the regional electronic service ordering																						
NOTE: (2) Any element that can be ordered electronically will be billed according to the SOME C rate listed in this category Please refer to BellSouth's Business Rules for Local Ordering (BBR-LO) to determine if a product can be ordered electronically For those elements that cannot be ordered electronically at present per the BBR-LO, the listed SOME C rate in this category reflects the charge that would be billed to a CLEC once electronic ordering capabilities come on-line for that element Otherwise, the manual ordering charge, SOMAN, will be applied to a CLECs bill when it submits an LSR to BST																						
	Manual Service Order Charge, per LSR - UNE only				SOMAN		11.90	0.00	1.83	0.00												
	Electronic Service Order Charge, per LSR, UNE only				SOME C		1.52	0.00	0.20	0.00												
UNE SERVICE DATE ADVANCEMENT CHARGE																						
NOTE: The Expedite charge will be maintained commensurate with BellSouth's FCC No 1 Tariff, Section 5 as applicable																						
	UNE Expedite Charge per Circuit or Line Assignable USOC, per Day			UAL,UEANL,UCL,U EF,U DF,UEO,UDL, UENTW,UDN,UEA, UHL,U LC,USL,U1T1 2,U1T48,U1TD1,U1T D3,U1TDX,U1IO3,U 1TS1,U1TVX,UC1B C UC1BL,UC1CC,U C1CL,UC1DC UC1D L,UC1EC,UC1EL,U C1FC,UC1FL,UC1G C,UC1GL,UC1HC U C1HL,UDL12,UDL48 ,UDLO3,UDLSX,UE 3,ULD12,ULD48,UL DD1,ULDD3,ULDDX ,ULDO3,ULDS1,ULD VX UNC1X,UNC3X, UNCDX UNCNX UN CSX UNCVX,UNLD1 ,UNLD3,UXTD1,UXT D3,UXTS1,U1TUC,U 1TUD,U1TUB,U1TU	SDASP		200.00															
UNBUNDLED EXCHANGE ACCESS LOOP																						
2-WIRE ANALOG VOICE GRADE LOOP																						
	2W Analog VG Loop- SL1- Zone 1	1		UEANL	UEAL2		10.69	49.57	22.83	25.62	6.57			11.90								
	2W Analog VG Loop- SL1- Zone 2	2		UEANL	UEAL2		15.20	49.57	22.83	25.62	6.57			11.90								
	2W Analog VG Loop- SL1- Zone 3	3		UEANL	UEAL2		26.97	49.57	22.83	25.62	6.57			11.90								
	Unbundled Misc Rate Element, Tag Loop at End User Premise			UEANL	URETL			8.33	0.83					11.90								
	Loop Testing-Basic 1st Half Hour			UEANL	URET1			48.65						11.90								
	Loop Testing-Basic Add'l Half Hour			UEANL	URETA			23.95						11.90								
	CLEC to CLEC Conversion Charge w/o Outside Dispatch (UVL-SL1)			UEANL	UREWO			15.78	8.94					11.90								
	Unbundled Voice Loop, Non-D Voice Loop, billing for BST providing make-up (Engineering Information-EI)			UEANL	UEANM			13.49														
	Manual Order Coordination for UVL-SL1s (per loop)			UEANL	UEAMC			9.00														
	Order Coordination for Specified Conversion Time for UVL-SL1 (per LSR)			UEANL	OCOSL			23.02														
2-WIRE Unbundled COPPER LOOP																						
	2W Unbundled Copper Loop-Non-Designed Zone 1	1		UEO	UEO2X		7.69	44.98	20.90	19.65	5.09			11.90								
	2W Unbundled Copper Loop-Non-Designed-Zone 2	2		UEO	UEO2X		10.92	44.98	20.90	19.65	5.09			11.90								
	2W Unbundled Copper Loop-Non-Designed-Zone 3	3		UEO	UEO2X		19.38	44.98	20.90	19.65	5.09			11.90								
	Unbundled Misc Rate Element, Tag Loop at End User Premise			UEO	URETL			8.33	0.83					11.90								
	Order Coordination 2W Unbundled Copper Loop-Non-Designed (per loop)			UEO	USBMC			9.00														
	Unbundled Copper Loop, Non-Design Cooper Loop billing for BST providing make-up (Engineering Information-E I)			UEO	UEOMU			13.49						11.90								
	Loop Testing-Basic 1st Half Hour			UEO	URET1			48.65						11.90								

UNBUNDLED NETWORK ELEMENTS - Florida

CATEGORY	RATE ELEMENTS	Intem	Zone	BCS	USOC	RATES (\$)					Svc Order Submitted per LSR	Svc Order Submitted Manually per LSR	Attachment: 2		Exhibit: B	
						Recurring	Nonrecurring		NRC Disconnect				Incremental Charge - Manual Svc Order vs Electronic-1st	Incremental Charge - Manual Svc Order vs Electronic-Add'l	Incremental Charge - Manual Svc Order vs Electronic-Disc 1st	Incremental Charge - Manual Svc Order vs Electronic-Disc Add'l
							First	Add'l	First	Add'l						
	Loop Testing-Basic Add'l Half Hour			UEQ	URETA		23 95									
	CLEC to CLEC Conversion Charge w/o Outside Dispatch (UCL-ND)			UEQ	UREWO		14 27	7 43								
UNBUNDLED EXCHANGE ACCESS LOOP																
2-WIRE ANALOG VOICE GRADE LOOP																
	2W Analog VG Loop-SL1-Line Splitting- Zone 1		1	UEPSR UEPSB	UEALS	10 69	49 57	22 83	25 62	6 57						
	2W Analog VG Loop-SL1-Line Splitting- Zone 1		1	UEPSR UEPSB	UEABS	10 69	49 57	22 83	25 62	6 57						
	2W Analog VG Loop- SL1-Line Splitting-Zone 2		2	UEPSR UEPSB	UEALS	15 20	49 57	22 83	25 62	6 57						
	2W Analog VG Loop- SL1-Line Splitting-Zone 2		2	UEPSR UEPSB	UEABS	15 20	49 57	22 83	25 62	6 57						
	2W Analog VG Loop-SL1-Line Splitting-Zone 3		3	UEPSR UEPSB	UEALS	26 97	49 57	22 83	25 62	6 57						
	2W Analog VG Loop-SL1-Line Splitting-Zone 3		3	UEPSR UEPSB	UEABS	26 97	49 57	22 83	25 62	6 57						
UNBUNDLED EXCHANGE ACCESS LOOP																
2-WIRE ANALOG VOICE GRADE LOOP																
	2W Analog VG Loop- SL2 w/Loop or Ground Start Signaling-Zone 1		1	UEA	UEAL2	12 24	135 75	82 47	63 53	12 01						
	2W Analog VG Loop- SL2 w/Loop or Ground Start Signaling-Zone 2		2	UEA	UEAL2	17 40	135 75	82 47	63 53	12 01						
	2W Analog VG Loop- SL2 w/Loop or Ground Start Signaling-Zone 3		3	UEA	UEAL2	30 87	135 75	82 47	63 53	12 01						
	Order Coordination for Specified Conversion Time (per LSR)			UEA	OCOSL			23 02								
	2W Analog VG Loop- SL2 w/Rev Bat Signaling-Zone 1		1	UEA	UEAR2	12 24	135 75	82 47	63 53	12 01						
	2W Analog VG Loop- SL2 w/Rev Bat Signaling-Zone 2		2	UEA	UEAR2	17 40	135 75	82 47	63 53	12 01						
	2W Analog VG Loop- SL2 w/Rev Bat Signaling-Zone 3		3	UEA	UEAR2	30 87	135 75	82 47	63 53	12 01						
	Order Coordination for Specified Conversion Time (per LSR)			UEA	OCOSL			23 02								
	CLEC to CLEC Conversion Charge w/o outside dispatch			UEA	UREWO		87 71	36 35								
	Loop Tagging-SL2 (SL2)			UEA	URETL		11 21	1 10								
4-WIRE ANALOG VOICE GRADE LOOP																
	4W Analog VG Loop-Zone 1		1	UEA	UEAL4	18 89	167 86	115 15	67 08	15 56						
	4W Analog VG Loop-Zone 2		2	UEA	UEAL4	26 84	167 86	115 15	67 08	15 56						
	4W Analog VG Loop-Zone 3		3	UEA	UEAL4	47 62	167 86	115 15	67 08	15 56						
	Order Coordination for Specified Conversion Time (per LSR)			UEA	OCOSL			23 02								
	CLEC to CLEC Conversion Charge w/o outside dispatch			UEA	UREWO		87 71	36 35								
2-WIRE ISDN DIGITAL GRADE LOOP																
	2W ISDN Digital Grade Loop-Zone 1		1	UDN	U1L2X	19 28	147 69	94 41	62 23	10 71						
	2W ISDN Digital Grade Loop-Zone 2		2	UDN	U1L2X	27 40	147 69	94 41	62 23	10 71						
	2W ISDN Digital Grade Loop-Zone 3		3	UDN	U1L2X	48 62	147 69	94 41	62 23	10 71						
	Order Coordination For Specified Conversion Time (per LSR)			UDN	OCOSL			23 02								
	CLEC to CLEC Conversion Charge w/o outside dispatch			UDN	UREWO		91 61	44 15								
2-WIRE Universal Digital Channel (UDC) COMPATIBLE LOOP																
	2W Universal Digital Channel (UDC) Compatible Loop-Zone 1		1	UDC	UDC2X	19 28	147 69	94 41	62 23	10 71						
	2W Universal Digital Channel (UDC) Compatible Loop-Zone 2		2	UDC	UDC2X	27 40	147 69	94 41	62 23	10 71						
	2W Universal Digital Channel (UDC) Compatible Loop-Zone 3		3	UDC	UDC2X	48 62	147 69	94 41	62 23	10 71						
	CLEC to CLEC Conversion Charge w/o outside dispatch			UDC	UREWO		91 61	44 15								
2-WIRE ASYMMETRICAL DIGITAL SUBSCRIBER LINE (ADSL) COMPATIBLE LOOP																
	2W Unbundled ADSL Loop including manl svc inq & facility reservation-Zone 1		1	UAL	UAL2X	8 30	149 53	103 85	75 05	15 63						
	2W Unbundled ADSL Loop including manl svc inq & facility reservation-Zone 2		2	UAL	UAL2X	11 80	149 53	103 85	75 05	15 63						
	2W Unbundled ADSL Loop including manl svc inq & facility reservation-Zone 3		3	UAL	UAL2X	20 94	149 53	103 85	75 05	15 63						
	Order Coordination for Specified Conversion Time (per LSR)			UAL	OCOSL			23 02								
	2W Unbundled ADSL Loop w/o manl svc inq & facility reservation-Zone 1		1	UAL	UAL2W	8 30	124 83	71 12	60 64	9 12						
	2W Unbundled ADSL Loop w/o manl svc inq & facility reservation-Zone 2		2	UAL	UAL2W	11 80	124 83	71 12	60 64	9 12						
	2W Unbundled ADSL Loop w/o manl svc inq & facility reservation-Zone 3		3	UAL	UAL2W	20 94	124 83	71 12	60 64	9 12						
	Order Coordination for Specified Conversion Time (per LSR)			UAL	OCOSL			23 02								
	CLEC to CLEC Conversion Charge w/o outside dispatch			UAL	UREWO		86 19	40 39								

UNBUNDLED NETWORK ELEMENTS - Florida

CATEGORY	RATE ELEMENTS	Interm	Zone	BCS	USOC	RATES (\$)					Svc Order Submitted per LSR	Svc Order Submitted Manually per LSR	Attachment: 2		Exhibit: B			
						Recurring	Nonrecurring		NRC Disconnect				SOME C	SOMAN	SOMAN	SOMAN	SOMAN	SOMAN
							First	Add'l	First	Add'l								
2-WIRE HIGH BIT RATE DIGITAL SUBSCRIBER LINE (HDSL) COMPATIBLE LOOP																		
	2W Unbundled HDSL Loop including mant svc inq & facility reservation-Zone 1		1	UHL	UHL2X	7 22	159 09	113 41	75 05	15 63		11 90						
	2W Unbundled HDSL Loop including mant svc inq & facility reservation-Zone 2		2	UHL	UHL2X	10 26	159 09	113 41	75 05	15 63		11 90						
	2W Unbundled HDSL Loop including mant svc inq & facility reservation-Zone 3		3	UHL	UHL2X	18 21	159 09	113 41	75 05	15 63		11 90						
	Order Coordination for Specified Conversion Time (per LSR)			UHL	OCOSL		23 02											
	2W Unbundled HDSL Loop w/o mant svc inq and facility reservation-Zone 1		1	UHL	UHL2W	7 22	134 40	80 69	60 64	9 12		11 90						
	2W Unbundled HDSL Loop w/o mant svc inq and facility reservation-Zone 2		2	UHL	UHL2W	10 26	134 40	80 69	60 64	9 12		11 90						
	2W Unbundled HDSL Loop w/o mant svc inq and facility reservation-Zone 3		3	UHL	UHL2W	18 21	134 40	80 69	60 64	9 12		11 90						
	Order Coordination for Specified Conversion Time (per LSR)			UHL	OCOSL		23 02											
	CLEC to CLEC Conversion Charge w/o outside dispatch			UHL	UREWO		86 12	40 39				11 90						
4-WIRE HIGH BIT RATE DIGITAL SUBSCRIBER LINE (HDSL) COMPATIBLE LOOP																		
	4W Unbundled HDSL Loop including mant svc inq and facility reservation-Zone 1		1	UHL	UHL4X	10 86	193 31	138 98	77 15	12 61		11 90						
	4W Unbundled HDSL Loop including mant svc inq and facility reservation-Zone 2		2	UHL	UHL4X	15 44	193 31	138 98	77 15	12 61		11 90						
	4W Unbundled HDSL Loop including mant svc inq and facility reservation-Zone 3		3	UHL	UHL4X	27 39	193 31	138 98	77 15	12 61		11 90						
	Order Coordination for Specified Conversion Time (per LSR)			UHL	OCOSL		23 02											
	4W Unbundled HDSL Loop w/o mant svc inq and facility reservation-Zone 1		1	UHL	UHL4W	10 86	168 62	115 47	62 74	11 22		11 90						
	4W Unbundled HDSL Loop w/o mant svc inq and facility reservation-Zone 2		2	UHL	UHL4W	15 44	168 62	115 47	62 74	11 22		11 90						
	4W Unbundled HDSL Loop w/o mant svc inq and facility reservation-Zone 3		3	UHL	UHL4W	27 39	168 62	115 47	62 74	11 22		11 90						
	Order Coordination for Specified Conversion Time (per LSR)			UHL	OCOSL		23 02											
	CLEC to CLEC Conversion Charge w/o outside dispatch			UHL	UREWO		86 12	40 39				11 90						
4-WIRE DS1 DIGITAL LOOP																		
	4W DS1 Digital Loop-Zone 1		1	USL	USLXX	70 74	313 75	181 48	61 22	13 53		11 90						
	4W DS1 Digital Loop-Zone 2		2	USL	USLXX	100 54	313 75	181 48	61 22	13 53		11 90						
	4W DS1 Digital Loop-Zone 3		3	USL	USLXX	178 39	313 75	181 48	61 22	13 53		11 90						
	Order Coordination for Specified Conversion Time (per LSR)			USL	OCOSL		23 02											
	CLEC to CLEC Conversion Charge w/o outside dispatch			USL	UREWO		101 07	43 04				11 90						
4-WIRE 19 2, 56 OR 64 KBPS DIGITAL GRADE LOOP																		
	4W Unbundled Digital 19 2 Kbps		1	UDL	UDL19	22 20	161 56	108 85	67 08	15 56		11 90						
	4W Unbundled Digital 19 2 Kbps		2	UDL	UDL19	31 56	161 56	108 85	67 08	15 56		11 90						
	4W Unbundled Digital 19 2 Kbps		3	UDL	UDL19	55 99	161 56	108 85	67 08	15 56		11 90						
	4W Unbundled Digital Loop 56 Kbps-Zone 1		1	UDL	UDL56	22 20	161 56	108 85	67 08	15 56		11 90						
	4W Unbundled Digital Loop 56 Kbps-Zone 2		2	UDL	UDL56	31 56	161 56	108 85	67 08	15 56		11 90						
	4W Unbundled Digital Loop 56 Kbps-Zone 3		3	UDL	UDL56	55 99	161 56	108 85	67 08	15 56		11 90						
	Order Coordination for Specified Conversion Time (per LSR)			UDL	OCOSL		23 02											
	4W Unbundled Digital Loop 64 Kbps-Zone 1		1	UDL	UDL64	22 20	161 56	108 85	67 08	15 56		11 90						
	4W Unbundled Digital Loop 64 Kbps-Zone 2		2	UDL	UDL64	31 56	161 56	108 85	67 08	15 56		11 90						
	4W Unbundled Digital Loop 64 Kbps-Zone 3		3	UDL	UDL64	55 99	161 56	108 85	67 08	15 56		11 90						
	Order Coordination for Specified Conversion Time (per LSR)			UDL	OCOSL		23 02											
	CLEC to CLEC Conversion Charge w/o outside dispatch			UDL	UREWO		102 11	49 74				11 90						
2-WIRE Unbundled COPPER LOOP																		
	2W Unbundled Copper Loop/Short including mant svc inq & facility reservation-Zone 1		1	UCL	UCLPB	8 30	148 50	102 82	75 05	15 63		11 90						
	2W Unbundled Copper Loop/Short including mant svc inq & facility reservation-Zone 2		2	UCL	UCLPB	11 80	148 50	102 82	75 05	15 63		11 90						
	2W Unbundled Copper Loop/Short including mant svc inq & facility reservation-Zone 3		3	UCL	UCLPB	20 94	148 50	102 82	75 05	15 63		11 90						
	Order Coordination for Unbundled Copper Loops (per loop)			UCL	UCLMC		9 00	9 00										
	2W Unbundled Copper Loop/Short w/o mant svc inq and facility reservation-Zone 1		1	UCL	UCLPW	8 30	123 81	70 09	60 64	9 12		11 90						

UNBUNDLED NETWORK ELEMENTS - Florida																		
CATEGORY	RATE ELEMENTS	Interm	Zone	BCS	USOC	RATES (\$)					Svc Order Submitted Elec per LSR	Svc Order Submitted Manually per LSR	Attachment 2		Exhibit B			
						Recurring	Nonrecurring		NRC Disconnect				SOME C	SOMAN	SOMAN	SOMAN	SOMAN	SOMAN
							First	Add'l	First	Add'l								
	2W Unbundled Copper Loop/Short w/o manl svc inq and facility reservation-Zone 2		2	UCL	UCLPW	11 80	123 81	70 09	60 64	9 12		11 90						
	2W Unbundled Copper Loop/Short w/o manl svc inq and facility reservation-Zone 3		3	UCL	UCLPW	20 94	123 81	70 09	60 64	9 12		11 90						
	Order Coordination for Unbundled Copper Loops (per loop)			UCL	UCLMC		9 00	9 00										
	2W Unbundled Copper Loop/Long-includes manl svc inq and facility reservation-Zone 1		1	UCL	UCL2L	17 42	148 50	102 82	75 05	15 63		11 90						
	2W Unbundled Copper Loop/Long-includes manl svc inq and facility reservation-Zone 2		2	UCL	UCL2L	24 76	148 50	102 82	75 05	15 63		11 90						
	2W Unbundled Copper Loop/Long-includes manl svc inq and facility reservation-Zone 3		3	UCL	UCL2L	43 94	148 50	102 82	75 05	15 63		11 90						
	Order Coordination for Unbundled Copper Loops (per loop)			UCL	UCLMC		9 00	9 00										
	2W Unbundled Copper Loop/Long-w/o manl svc inq and facility reservation-Zone 1		1	UCL	UCL2W	17 42	123 81	70 09	60 64	9 12		11 90						
	2W Unbundled Copper Loop/Long-w/o manl svc inq and facility reservation-Zone 2		2	UCL	UCL2W	24 76	123 81	70 09	60 64	9 12		11 90						
	2W Unbundled Copper Loop/Long-w/o manl svc inq and facility reservation-Zone 3		3	UCL	UCL2W	43 94	123 81	70 09	60 64	9 12		11 90						
	Order Coordination for Unbundled Copper Loops (per loop)			UCL	UCLMC		9 00	9 00										
	CLEC to CLEC Conversion Charge w/o outside dispatch (UCL-D)			UCL	UREWO		97 21	42 47				11 90						
	4-WIRE COPPER LOOP																	
	4W Copper Loop/Short-including manl svc inq and facility reservation-Zone 1		1	UCL	UCL4S	11 83	177 87	132 76	77 15	17 73		11 90						
	4W Copper Loop/Short-including manl svc inq and facility reservation-Zone 2		2	UCL	UCL4S	16 81	177 87	132 76	77 15	17 73		11 90						
	4W Copper Loop/Short-including manl svc inq and facility reservation-Zone 3		3	UCL	UCL4S	29 82	177 87	132 76	77 15	17 73		11 90						
	Order Coordination for Unbundled Copper Loops (per loop)			UCL	UCLMC		9 00	9 00										
	4W Copper Loop/Short-w/o manl svc inq and facility reservation-Zone 1		1	UCL	UCL4W	11 83	153 18	100 03	62 74	11 22		11 90						
	4W Copper Loop/Short-w/o manl svc inq and facility reservation-Zone 2		2	UCL	UCL4W	16 81	153 18	100 03	62 74	11 22		11 90						
	4W Copper Loop/Short-w/o manl svc inq and facility reservation-Zone 3		3	UCL	UCL4W	29 82	153 18	100 03	62 74	11 22		11 90						
	Order Coordination for Unbundled Copper Loops (per loop)			UCL	UCLMC		9 00	9 00										
	4W Unbundled Copper Loop/Long-includes manl svc inq and facility reservation-Zone 1		1	UCL	UCL4L	31 10	177 87	132 76	77 15	17 73		11 90						
	4W Unbundled Copper Loop/Long-includes manl svc inq and facility reservation-Zone 2		2	UCL	UCL4L	44 20	177 87	132 76	77 15	17 73		11 90						
	4W Unbundled Copper Loop/Long-includes manl svc inq and facility reservation-Zone 3		3	UCL	UCL4L	78 42	177 87	132 76	77 15	17 73		11 90						
	Order Coordination for Unbundled Copper Loops (per loop)			UCL	UCLMC		9 00	9 00										
	4W Unbundled Copper Loop/Long-w/o manl svc inq and facility reservation-Zone 1		1	UCL	UCL4O	31 10	153 18	100 03	62 74	11 22		11 90						
	4W Unbundled Copper Loop/Long-w/o manl svc inq and facility reservation-Zone 2		2	UCL	UCL4O	44 20	153 18	100 03	62 74	11 22		11 90						
	4W Unbundled Copper Loop/Long-w/o manl svc inq and facility reservation-Zone 3		3	UCL	UCL4O	78 42	153 18	100 03	62 74	11 22		11 90						
	Order Coordination for Unbundled Copper Loops (per loop)			UCL	UCLMC		9 00	9 00										
	CLEC to CLEC Conversion Charge w/o outside dispatch			UCL	UREWO		97 21	42 47				11 90						
	LOOP MODIFICATION																	
	Unbundled Loop Modification, Removal of Load Coils-2W pr < or = 18kft			UAL,UHL,UCL,UEQ, ULS,UEA,UEANL,U EPSR,UEPSB	ULM2L		0 00	0 00				11 90						
	Unbundled Loop Modification, Removal of Load Coils-2W > 18kft			UCL,ULS,UEQ	ULM2G		343 12	343 12				11 90						
	Unbundled Loop Modification Removal of Load Coils-4W < or =			UHL,UCL,UEA	ULM4L		0 00	0 00				11 90						
	Unbundled Loop Modification Removal of Load Coils-4W pr > 18kft			UCL	ULM4G		343 12	343 12				11 90						
	Unbundled Loop Modification Removal of Bridged Tap Removal, per unbundled loop			UAL,UHL,UCL,UEQ, ULS,UEA,UEANL,U EPSR,UEPSB	ULMBT		10 52	10 52				11 90						
	SUB-LOOPS																	
	Sub-Loop Distribution																	

UNBUNDLED NETWORK ELEMENTS - Florida

CATEGORY	RATE ELEMENTS	Intem	Zone	BCS	USOC	RATES (\$)					Svc Order Submitted per LSR	Svc Order Submitted Manually per LSR	Attachment 2		Exhibit B			
						Recurring	Nonrecurring		NRC Disconnect				SOME C	SOMAN	SOMAN	SOMAN	SOMAN	SOMAN
							First	Add'l	First	Add'l								
												Incremental Charge - Manual Svc Order vs Electronic-1st	Incremental Charge - Manual Svc Order vs Electronic-Add'l	Incremental Charge - Manual Svc Order vs Electronic-Disc 1st	Incremental Charge - Manual Svc Order vs Electronic-Disc Add'l			
	Sub-Loop-Per Cross Box Location-CLEC Feeder Facility Set-Up	I		UEANL	USBSA		487 23											
	Sub-Loop-Per Cross Box Location-Per 25 pr Panel Set-Up	I		UEANL	USBSB		6 25											
	Sub-Loop-Per Building Equipment Room-CLEC Feeder Facility Set-Up	I		UEANL	USBSC		169 25											
	Sub-Loop-Per Building Equipment Room-Per 25 pr Panel Set-Up	I		UEANL	USBSD		38 65											
	Sub-Loop Distribution Per 2W Analog VG Loop-Zone 1		1	UEANL	USBN2	6 46	60 19	21 78	47 50	5 26								
	Sub-Loop Distribution Per 2W Analog VG Loop-Zone 2		2	UEANL	USBN2	9 18	60 19	21 78	47 50	5 26								
	Sub-Loop Distribution Per 2W Analog VG Loop-Zone 3		3	UEANL	USBN2	16 29	60 19	21 78	47 50	5 26								
	Order Coordination for Unbundled Sub-Loops, per sub-loop pr			UEANL	USBMC		9 00											
	Sub-Loop Distribution Per 4W Analog VG Loop-Zone 1		1	UEANL	USBN4	7 37	68 83	30 42	49 71	6 60								
	Sub-Loop Distribution Per 4W Analog VG Loop-Zone 2		2	UEANL	USBN4	10 47	68 83	30 42	49 71	6 60								
	Sub-Loop Distribution Per 4W Analog VG Loop-Zone 3		3	UEANL	USBN4	18 58	68 83	30 42	49 71	6 60								
	Order Coordination for Unbundled Sub-Loops, per sub-loop pr			UEANL	USBMC		9 00											
	Sub-Loop 2W Intrabuilding Network Cable (INC)	I		UEANL	USBR2	3 96	51 84	13 44	47 50	5 26								
	Order Coordination for Unbundled Sub-Loops, per sub-loop pr			UEANL	USBMC		9 00											
	Sub-Loop 4W Intrabuilding Network Cable (INC)	I		UEANL	USBR4	9 37	55 91	17 51	49 71	6 60								
	Order Coordination for Unbundled Sub-Loops, per sub-loop pr			UEANL	USBMC		9 00											
	2W Copper Unbundled Sub-Loop Distribution-Zone 1	I	1	UEF	UCS2X	5 15	60 19	21 78	47 50	5 26								
	2W Copper Unbundled Sub-Loop Distribution-Zone 2	I	2	UEF	UCS2X	7 31	60 19	21 78	47 50	5 26								
	2W Copper Unbundled Sub-Loop Distribution-Zone 3	I	3	UEF	UCS2X	12 98	60 19	21 78	47 50	5 26								
	Order Coordination for Unbundled Sub-Loops, per sub-loop pr			UEF	USBMC		9 00											
	4W Copper Unbundled Sub-Loop Distribution-Zone 1	I	1	UEF	UCS4X	5 36	68 83	30 42	49 71	6 60								
	4W Copper Unbundled Sub-Loop Distribution-Zone 2	I	2	UEF	UCS4X	7 61	68 83	30 42	49 71	6 60								
	4W Copper Unbundled Sub-Loop Distribution-Zone 3	I	3	UEF	UCS4X	13 51	68 83	30 42	49 71	6 60								
	Order Coordination for Unbundled Sub-Loops, per sub-loop pr			UEF	USBMC		9 00											
	Unbundled Network Terminating Wire (UNTW)																	
	Unbundled Network Terminating Wire (UNTW) per pr			UENTW	UENPP	0 4572	18 02											
	Network Interface Device (NID)																	
	Network Interface Device (NID)-1-2 lines			UENTW	UND12		71 49	48 87										
	Network Interface Device (NID)-1-6 lines			UENTW	UND16		113 89	89 07										
	Network Interface Device Cross Connect-2 W			UENTW	UNDC2		7 63	7 63										
	Network Interface Device Cross Connect-4W			UENTW	UNDC4		7 63	7 63										
	SUB-LOOPS																	
	Sub-Loop Feeder																	
	USL-Feeder, DS0 Set-up per Cross Box location-CLEC Distribution Facility set-up			UEA,UDN,UCL,UDL,UDC	USBFW		487 23											
	USL Feeder-DS0 Set-up per Cross Box location-per 25 pr set-up			UEA,UDN,UCL,UDL,UDC	USBFX		6 25	6 25										
	USL Feeder DS1 Set-up at DSX location, per DS1 Term			USL	USBFZ		522 41	11 32										
	Unbundled Sub-Loop Feeder Loop, 2W Ground Start, VG-Zone 1		1	UEA	USBFA	6 41	92 75	51 24	58 45	13 07								
	Unbundled Sub-Loop Feeder Loop, 2W Ground-Start, VG-Zone 2		2	UEA	USBFA	9 10	92 75	51 24	58 45	13 07								
	Unbundled Sub-Loop Feeder Loop, 2W Ground-Start, VG-Zone 3		3	UEA	USBFA	16 15	92 75	51 24	58 45	13 07								
	Order Coordination for Specified Conversion Time, per LSR			UEA	OCOSL		23 02											
	Unbundled Sub-Loop Feeder Loop, 2W Loop-Start, VG-Zone 1		1	UEA	USBFB	6 41	92 75	51 24	58 45	13 07								
	Unbundled Sub-Loop Feeder Loop, 2W Loop-Start, VG-Zone 2		2	UEA	USBFB	9 10	92 75	51 24	58 45	13 07								
	Unbundled Sub-Loop Feeder Loop, 2W Loop-Start, VG-Zone 3		3	UEA	USBFB	16 15	92 75	51 24	58 45	13 07								
	Order Coordination for Specified Time Conversion, per LSR			UEA	OCOSL		23 02											
	Unbundled Sub-Loop Feeder Loop, 2W Rev Bat, VG-Zone 1		1	UEA	USBFC	6 41	92 75	51 24	58 45	13 07								
	Unbundled Sub-Loop Feeder Loop, 2W Rev Bat, VG-Zone 2		2	UEA	USBFC	9 10	92 75	51 24	58 45	13 07								
	Unbundled Sub-Loop Feeder Loop, 2W Rev Bat, VG-Zone 3		3	UEA	USBFC	16 15	92 75	51 24	58 45	13 07								
	Order Coordination For Specified Conversion Time, per LSR			UEA	OCOSL		23 02											
	Unbundled Sub-Loop Feeder Loop, 4W Ground-Start, VG-Zone 1		1	UEA	USBFD	12 47	106 92	64 46	63 54	14 83								
	Unbundled Sub-Loop Feeder Loop, 4W Ground-Start, VG-Zone 2		2	UEA	USBFD	17 73	106 92	64 46	63 54	14 83								
	Unbundled Sub-Loop Feeder Loop, 4W Ground Start, VG-Zone 3		3	UEA	USBFD	31 45	106 92	64 46	63 54	14 83								
	Order Coordination For Specified Conversion Time, Per LSR			UEA	OCOSL		23 02											
	Unbundled Sub-Loop Feeder Loop, 4W Loop-Start, VG-Zone 1		1	UEA	USBFE	12 47	106 92	64 46	63 54	14 83								
	Unbundled Sub-Loop Feeder Loop, 4W Loop-Start, VG-Zone 2		2	UEA	USBFE	17 73	106 92	64 46	63 54	14 83								
	Unbundled Sub-Loop Feeder Loop, 4W Loop-Start, VG-Zone 3		3	UEA	USBFE	31 45	106 92	64 46	63 54	14 83								
	Order Coordination For Specified Conversion Time, Per LSR			UEA	OCOSL		23 02											
	Unbundled Sub-Loop Feeder Loop, 2W ISDN BRI-Zone 1		1	UDN	USBFF	14 83	109 71	66 68	60 21	12 49								
	Unbundled Sub-Loop Feeder Loop, 2W ISDN BRI-Zone 2		2	UDN	USBFF	21 07	109 71	66 68	60 21	12 49								
	Unbundled Sub-Loop Feeder Loop, 2W ISDN BRI-Zone 3		3	UDN	USBFF	37 39	109 71	66 68	60 21	12 49								

UNBUNDLED NETWORK ELEMENTS - Florida

CATEGORY	RATE ELEMENTS	Interm	Zone	BCS	USOC	RATES (\$)					Svc Order Submitted Manually per LSR	Svc Order Submitted per LSR	Attachment 2		Exhibit B			
						Recurring	Nonrecurring		NRC Disconnect				SOME C	SOMAN	SOMAN	SOMAN	SOMAN	SOMAN
							First	Add'l	First	Add'l								
	Order Coordination For Specified Conversion Time, Per LSR			UDN	OCOSL		23 02											
	Unbundled Sub-Loop Feeder, 2W UDC (IDSL compatible)		1	UDC	USBFS	14 83	109 71	66 68	60 21	12 49		11 90						
	Unbundled Sub-Loop Feeder, 2W UDC (IDSL compatible)		2	UDC	USBFS	21 07	109 71	66 68	60 21	12 49		11 90						
	Unbundled Sub-Loop Feeder, 2W UDC (IDSL compatible)		3	UDC	USBFS	37 39	109 71	66 68	60 21	12 49		11 90						
	Unbundled Sub-Loop Feeder Loop, 4W DS1-Zone 1		1	USL	USBFG	42 59	133 77	78 02	85 16	21 21		11 90						
	Unbundled Sub-Loop Feeder Loop, 4W DS1-Zone 2		2	USL	USBFG	60 53	133 77	78 02	85 16	21 21		11 90						
	Unbundled Sub-Loop Feeder Loop, 4W DS1-Zone 3		3	USL	USBFG	107 39	133 77	78 02	85 16	21 21		11 90						
	Order Coordination For Specified Conversion Time, Per LSR			USL	OCOSL		23 02											
	Unbundled Sub-Loop Feeder Loop, 2W Copper Loop-Zone 1		1	UCL	USBFH	3 76	85 27	42 24	58 54	10 82		11 90						
	Unbundled Sub-Loop Feeder Loop, 2W Copper Loop-Zone 2		2	UCL	USBFH	5 35	85 27	42 24	58 54	10 82		11 90						
	Unbundled Sub-Loop Feeder Loop, 2W Copper Loop-Zone 3		3	UCL	USBFH	9 49	85 27	42 24	58 54	10 82		11 90						
	Order Coordination For Specified Conversion Time, per LSR			UCL	OCOSL		23 02											
	Sub-Loop Feeder-Per 4W Copper Loop-Zone 1		1	UCL	USBFJ	7 32	99 66	57 20	60 98	12 28		11 90						
	Sub-Loop Feeder-Per 4W Copper Loop-Zone 2		2	UCL	USBFJ	10 40	99 66	57 20	60 98	12 28		11 90						
	Sub-Loop Feeder-Per 4W Copper Loop-Zone 3		3	UCL	USBFJ	18 46	99 66	57 20	60 98	12 28		11 90						
	Order Coordination For Specified Conversion Time, per LSR			UCL	OCOSL		23 02											
	Sub-Loop Feeder-Per 4W 19 2 Kbps Digital Grade Loop		1	UDL	USBFN	14 48	100 62	58 16	63 54	14 83		11 90						
	Sub-Loop Feeder-Per 4W 19 2 Kbps Digital Grade Loop		2	UDL	USBFN	20 59	100 62	58 16	63 54	14 83		11 90						
	Sub-Loop Feeder-Per 4W 19 2 Kbps Digital Grade Loop		3	UDL	USBFN	36 53	100 62	58 16	63 54	14 83		11 90						
	Sub-Loop Feeder-Per 4W 56 Kbps Digital Grade Loop-Zone 1		1	UDL	USBFO	14 48	100 62	58 16	63 54	14 83		11 90						
	Sub-Loop Feeder-Per 4W 56 Kbps Digital Grade Loop-Zone 2		2	UDL	USBFO	20 59	100 62	58 16	63 54	14 83		11 90						
	Sub-Loop Feeder-Per 4W 56 Kbps Digital Grade Loop-Zone 3		3	UDL	USBFO	36 53	100 62	58 16	63 54	14 83		11 90						
	Order Coordination For Specified Time Conversion, per LSR			UDL	OCOSL		23 02											
	Sub-Loop Feeder-Per 4W 64 Kbps Digital Grade Loop-Zone 1		1	UDL	USBFP	14 48	100 62	58 16	63 54	14 83		11 90						
	Sub-Loop Feeder-Per 4W 64 Kbps Digital Grade Loop-Zone 2		2	UDL	USBFP	20 59	100 62	58 16	63 54	14 83		11 90						
	Sub-Loop Feeder-Per 4W 64 Kbps Digital Grade Loop-Zone 3		3	UDL	USBFP	36 53	100 62	58 16	63 54	14 83		11 90						
	Order Coordination For Specified Conversion Time, per LSR			UDL	OCOSL		23 02											
SUB-LOOPS																		
Sub-Loop Feeder																		
	Sub Loop Feeder-DS3-Per mi Per mo		1	UE3	1L5SL	15 69												
	Sub Loop Feeder-DS3-Facility Term Per mo		1	UE3	USBF 1	347 59	3,402 59	407 15	166 83	94 58		11 90						
	Sub Loop Feeder - STS-1 - Per mi Per mo		1	UDLSX	1L5SL	15 69												
	Sub Loop Feeder-STS-1-Facility Term Per mo		1	UDLSX	USBF7	402 09	3,402 59	407 15	166 83	94 58		11 90						
UNBUNDLED LOOP CONCENTRATION																		
	Unbundled Loop Concentration-System A (TR008)			ULC	UCT8A	449 49	359 42	359 42				11 90						
	Unbundled Loop Concentration-System B (TR008)			ULC	UCT8B	53 44	149 76	149 76				11 90						
	Unbundled Loop Concentration-System A (TR303)			ULC	UCT3A	487 33	359 42	359 42				11 90						
	Unbundled Loop Concentration-System B (TR303)			ULC	UCT3B	90 05	149 76	149 76				11 90						
	Unbundled Loop Concentration-DS1 Loop Interface Card			ULC	UCTCO	5 04	71 70	51 52	18 49	4 82		11 90						
	Unbundled Loop Concentration-ISDN Loop Interface (Brite Card)			UDN	ULCC1	8 00	16 59	16 50	6 77	6 73		11 90						
	Unbundled Loop Concentration-UDC Loop Interface (Brite Card)			UDC	ULCCU	8 00	16 59	16 50	6 77	6 73		11 90						
	Unbundled Loop Concentration-2W Voice-Loop Start or Ground Start Loop Interface (POTS Card)			UEA	ULCC2	2 00	16 59	16 50	6 77	6 73		11 90						
	Unbundled Loop Concentration-2W Voice-Rev Bat Loop Interface (SPOTS Card)			UEA	ULCCR	11 90	16 59	16 50	6 77	6 73		11 90						
	Unbundled Loop Concentration-4W Voice Loop Interface (Specials Card)			UEA	ULCC4	7 10	16 59	16 50	6 77	6 73		11 90						
	Unbundled Loop Concentration-TEST CIRCUIT Card			ULC	UCTTC	34 68	16 59	16 50	6 77	6 73		11 90						
	Unbundled Loop Concentration-Digital 19 2 Kbps Data Loop Interface			UDL	ULCC7	10 51	16 59	16 50	6 77	6 73		11 90						
	Unbundled Loop Concentration-Digital 56 Kbps Data Loop Interface			UDL	ULCC5	10 51	16 59	16 50	6 77	6 73		11 90						
	Unbundled Loop Concentration-Digital 64 Kbps Data Loop Interface			UDL	ULCC6	10 51	16 59	16 50	6 77	6 73		11 90						
UNE OTHER, PROVISIONING ONLY - NO RATE																		
	NID-Dispatch and Service Order for NID installation			UENTW	UNDBX	0 00	0 00											
	UNTW Circuit Id Establishment, Provisioning Only-No Rate			UENTW	UENCE	0 00	0 00											
	Unbundled Contract Name, Provisioning Only-No Rate			UEANL,UEF,UEQ,UENTW	UNECN	0 00	0 00											
UNE OTHER, PROVISIONING ONLY - NO RATE																		
	Unbundled Contact Name, Provisioning Only-no rate			UAL,UCL,UDC,UDL,UDN,UEA,UHL,ULC	UNECN	0 00	0 00											

UNBUNDLED NETWORK ELEMENTS - Florida

CATEGORY	RATE ELEMENTS	Interm	Zone	BCS	USOC	RATES (\$)				Svc Order Submitted Elec per LSR	Svc Order Submitted Manually per LSR	Attachment 2		Exhibit B				
						Recurring	Nonrecurring		NRC Disconnect			SOME C	SOMAN	SOMAN	SOMAN	SOMAN	SOMAN	
							First	Add'l	First									Add'l
	Unbundled Sub-Loop Feeder-2W Cross Box Jumper-no rate			UEA,UDN,UCL,UDC	USBFQ	0 00	0 00											
	Unbundled Sub-Loop Feeder-4W Cross Box Jumper-no rate			UEA,UJL,UCL,UDL	USBFR	0 00	0 00											
	Unbundled DS1 Loop-Superframe Format Option-no rate			USL	CCOSF	0 00	0 00											
	Unbundled DS1 Loop-Expanded Superframe Format option-no rate			USL	CCOEF	0 00	0 00											
HIGH CAPACITY UNBUNDLED LOCAL LOOP																		
NOTE: minimum billing period of three months for DS3/STS-1 Local Loop																		
	High Capacity Unbundled Local Loop-DS3-Per mi per mo			UE3	1L5ND	10 92												
	High Capacity Unbundled Local Loop-DS3-Facility Term per mo			UE3	UE3PX	386 88	556 37	343 01	139 13	96 84		11 90						
	High Capacity Unbundled Local Loop-STS-1-Per mi per mo			UDLSX	1L5ND	10 92												
	High Capacity Unbundled Local Loop-STS-1-Facility Term per mo			UDLSX	UDLS1	426 60	556 37	343 01	139 13	96 84		11 90			1 83			
LOOP MAKE-UP																		
	Loop Makeup-Preordering w/o Reservation, per working or spare facility queued (Manual)			UMK	UMKLV		52 17	52 17										
	Loop Makeup-Preordering With Reservation, per spare facility queued (Manual)			UMK	UMKLP		55 07	55 07										
HIGH FREQUENCY SPECTRUM																		
LINE SHARING																		
SPLITTERS-CENTRAL OFFICE BASED																		
	Line Sharing Splitter, per System 96 Line Capacity-True up pending approval by PSC	R		ULS	ULSDA	119 72	379 13	0 00	347 90	0 00		11 90						
	Line Sharing Splitter, per System 24 Line Capacity-True up pending approval by PSC	R		ULS	ULSDB	29 93	379 13	0 00	347 90	0 00		11 90						
	Line Sharing Splitter, Per System, 8 Line Capacity	I		ULS	ULSD8	8 33	379 13	0 00	347 90	0 00		11 90						
	Line Sharing-DLEC Owned Splitter in CO-CFA activation-deactivation (per LSOD)			ULS	ULSDG		173 66	0 00	97 42	0 00		11 90						
END USER ORDERING-CENTRAL OFFICE BASED-HIGH FREQUENCY SPECTRUM AKA LINE SHARING																		
	Line Sharing-per Line Activation-(BST Owned Splitter)			ULS	ULSDC	0 61	29 68	21 28	19 57	9 61		11 90						
	Line Sharing-per Subsqnt Activity per Line Rearrangement-True up pending approval by PSC(BST Owned Splitter)	R		ULS	ULSDS		21 68	16 44				11 90						
	Line Sharing- per Subsqnt Activity per Line Rearrangement-True up pending approval by PSC(DLEC Owned Splitter)	R		ULS	ULSCS		21 68	16 44				11 90						
	Line Sharing- per Line Activation (DLEC owned Splitter)	I		ULS	ULSCC	0 61	47 44	19 31	20 67	12 74		11 90						
LINE SPLITTING																		
END USER ORDERING-CENTRAL OFFICE BASED																		
	Line Splitting-per line activation DLEC owned splitter	I		UEPSR UEPSB	UREOS	0 61												
	Line Splitting-per line activation BST owned-physical	I		UEPSR UEPSB	UREBP	0 61	29 68	21 28	19 57	9 61		11 90						
	Line Splitting-per line activation BST owned-virtual	I		UEPSR UEPSB	UREBV	1 134	29 68	21 28	19 57	9 61		11 90						
REMOTE SITE HIGH FREQUENCY SPECTRUM																		
SPLITTERS-REMOTE SITE																		
	Remote Site Line Share BST Owned Splitter 24 Port	I		ULS	ULSRB	46 07	114 81	0 00	86 20	0 00		11 90						
	Remote Site Line Share Cable pr Activation CLEC Owned at RS and deactivation	I		ULS	ULSTG		95 64	0 00	69 19	0 00		11 90						
END USER ORDERING-REMOTE SITE HIGH FREQUENCY SPECTRUM AKA REMOTE SITE LINE SHARING																		
	Remote Site Line Share Line Activationfor End User Served at RS, BST Splitter	I		ULS	ULSRC	0 61	40 00	22 00	19 57	9 61		11 90						
	RS Line Share Line Activation for End User served at RS, CLEC Splitter	I		ULS	ULSTC	0 61	40 00	22 00	19 57	9 61		11 90						
	Remote Site Line Share Subsqnt Activity-RS BST Owned Splitter	I		ULS	ULSRS		49 15	17 83				11 90						
	Remote Site Line Share Subsqnt Activity-RS CLEC Owned Splitter	I		ULS	ULSTS		49 15	17 83				11 90						
UNBUNDLED DEDICATED TRANSPORT																		
NOTE: INTEROFFICE CHANNEL DEDICATED TRANSPORT - minimum billing period - below DS3=one month, DS3/STS-1=four months																		
INTEROFFICE CHANNEL - DEDICATED TRANSPORT																		
	Interoffice Channel-Dedicated Transport-2W VG-Per mi per mo			U1TVX	1L5XX	0 0091												
	Interoffice Channel-Dedicated Transport- 2W VG-Facility Term			U1TVX	U1TV2	25 32	47 35	31 78	18 31	7 03		11 90						
	Interoffice Channel-Dedicated Transport- 2W VG Rev Bat-Per mi per mo			U1TVX	1L5XX	0 0091												
	Interoffice Channel-Dedicated Transport- 2W VG Rev Bat -Facility Term			U1TVX	U1TR2	25 32	47 35	31 78	18 31	7 03		11 90						
	Interoffice Channel-Dedicated Transport-4W VG-Per mi per mo			U1TVX	1L5XX	0 0091												
	Interoffice Channel-Dedicated Transport-4W VG-Facility Term			U1TVX	U1TV4	22 58	47 35	31 78	18 31	7 03		11 90						
	Interoffice Channel-Dedicated Transport-56 kbps-per mi per mo			U1TDX	1L5XX	0 0091												
	Interoffice Channel-Dedicated Transport-56 kbps-Facility Term			U1TDX	U1TD5	18 44	47 35	31 78	18 31	7 03		11 90						

UNBUNDLED NETWORK ELEMENTS - Florida

CATEGORY	RATE ELEMENTS	Interm	Zone	BCS	USOC	RATES (\$)				Svc Order Submitted per LSR	Svc Order Submitted Manually per LSR	Attachment 2		Exhibit B		
						Recurring	Nonrecurring		NRC Disconnect			Incremental Charge - Manual Svc Order vs Electronic-1st	Incremental Charge - Manual Svc Order vs. Electronic-Add'l	Incremental Charge - Manual Svc Order vs Electronic-Disc 1st	Incremental Charge - Manual Svc Order vs Electronic-Disc Add'l	
							First	Add'l	First							Add'l
										SOME C	SOMAN	SOMAN	SOMAN	SOMAN	SOMAN	
	Interoffice Channel-Dedicated Transport-64 kbps-per mi per mo			U1TDX	1L5XX	0 0091										
	Interoffice Channel-Dedicated Transport-64 kbps-Facility Term			U1TDX	U1TD6	18 44	47 35	31 78	18 31	7 03		11 90				
	Interoffice Channel-Dedicated Channel-DS1-Per mi per mo			U1TD1	1L5XX	0 1856										
	Interoffice Channel-Dedicated Transport-DS1-Facility Term			U1TD1	U1TF1	88 44	105 54	98 47	21 47	19 05		11 90				
	Interoffice Channel-Dedicated Transport-DS3-Per mi per mo			U1TD3	1L5XX	3 87										
	Interoffice Channel-Dedicated Transport-DS3-Facility Term per mo			U1TD3	U1TF3	1,071 00	335 46	219 28	72 03	70 56		11 90				
	Interoffice Channel-Dedicated Transport-STS-1-Per mi per mo			U1TS1	1L5XX	3 87										
	Interoffice Channel-Dedicated Transport-STS-1-Facility Term			U1TS1	U1TFS	1,056 00	335 46	219 28	72 03	70 56		11 90				
LOCAL CHANNEL - DEDICATED TRANSPORT																
NOTE - LOCAL CHANNEL DEDICATED TRANSPORT - minimum billing period = below DS3=one month, DS3/STS-1=four months																
	Local Channel-Dedicated-2W VG-Zone 1		1	ULDVX	ULDV2	19 66	265 84	46 97	37 63	4 00		11 90				
	Local Channel-Dedicated-2W VG-Zone 2		2	ULDVX	ULDV2	27 94	265 84	46 97	37 63	4 00		11 90				
	Local Channel-Dedicated-2W VG-Zone 3		3	UNDVX	ULDV2	49 58	265 84	46 97	37 63	4 00		11 90				
	Local Channel-Dedicated-2W VG Rev Bat -Zone 1		1	ULDVX	ULDR2	19 66	265 84	46 97	37 63	4 00		11 90				
	Local Channel-Dedicated-2W VG Rev Bat -Zone 2		2	ULDVX	ULDR2	27 94	265 84	46 97	37 63	4 00		11 90				
	Local Channel-Dedicated-2W VG Rev Bat -Zone 3		3	ULDVX	ULDR2	49 58	265 84	46 97	37 63	4 00		11 90				
	Local Channel-Dedicated-4W VG-Zone 1		1	ULDVX	ULDV4	20 45	266 54	47 67	44 22	5 33		11 90				
	Local Channel-Dedicated-4W VG-Zone 2		2	ULDVX	ULDV4	29 06	266 54	47 67	44 22	5 33		11 90				
	Local Channel-Dedicated-4W VG-Zone 3		3	ULDVX	ULDV4	51 56	266 54	47 67	44 22	5 33		11 90				
	Local Channel-Dedicated-DS1-Zone 1		1	ULDD1	ULDF1	36 49	216 65	183 54	24 30	16 95		11 90				
	Local Channel-Dedicated-DS1-Zone 2		2	ULDD1	ULDF1	51 85	216 65	183 54	24 30	16 95		11 90				
	Local Channel-Dedicated-DS1-Zone 3		3	ULDD1	ULDF1	92 00	216 65	183 54	24 30	16 95		11 90				
	Local Channel-Dedicated-DS3-Per mi per mo			ULDD3	1L5NC	8 50										
	Local Channel-Dedicated-DS3-Facility Term			ULDD3	ULDF3	531 91	556 37	343 01	139 13	96 84		11 90				
	Local Channel-Dedicated-STS-1-Per mi per mo			ULDS1	1L5NC	8 50										
	Local Channel-Dedicated-STS-1-Facility Term			ULDS1	ULDFS	540 69	556 37	343 01	139 13	96 84		11 90				
DARK FIBER																
	Dark Fiber, Four Fiber Strands, Per Route mi or Fraction Thereof per mo-Local Channel			UDF	1L5DC	55 04										
	NRC Dark Fiber-Local Channel			UDF	UDFC4		751 34	193 88				11 90				
	Dark Fiber, Four Fiber Strands, Per Route mi or Fraction Thereof per mo-Interoffice Channel			UDF	1L5DF	26 85										
	NRC Dark Fiber-Interoffice Channel			UDF	UDF14		751 34	193 88				11 90				
	Dark Fiber, Four Fiber Strands, Per Route mi or Fraction Thereof per mo-Local Loop			UDF	1L5DL	55 04										
	NRC Dark Fiber-Local Loop			UDF	UDFL4		751 34	193 88				11 90				
8XX ACCESS TEN DIGIT SCREENING																
	8XX Access Ten Digit Screening, Per Call			OHD		0 0006252										
	8XX Access Ten Digit Screening, Reservation Charge Per 8XX Number Reserved			OHD	N8R1X		4 15	0 70				11 90				
	8XX Access Ten Digit Screening, Per 8XX No Established W/O POTS Translations			OHD			8 78	1 18	5 77	0 70		11 90				
	8XX Access Ten Digit Screening, Per 8XX No Established With POTS Translations			OHD	N8FTX		8 78	1 18	5 77	0 70		11 90				
	8XX Access Ten Digit Screening, Customized Area of Service Per 8XX Number			OHD	N8FCX		4 15	2 07				11 90				
	8XX Access Ten Digit Screening, Multiple InterLATA CXR Routing Per CXR Requested Per 8XX No			OHD	N8FMX		4 85	2 78				11 90				
	8XX Access Ten Digit Screening, Change Charge Per Request			OHD	N8FAX		4 85	0 70				11 90				
	8XX Access Ten Digit Screening, Call Handling & Destination Features			OHD	N8FDX		4 15	4 15				11 90				
	8XX Access Ten Digit Screening, w/8FL No Delivery, per query			OHD		0 0006252										
	8XX Access Ten Digit Screening, w/POTS No Delivery, per query			OHD		0 0006252										
LINE INFORMATION DATA BASE ACCESS (LIDB)																
	LIDB Common Transport Per Query			OQT		0 0000203										
	LIDB Validation Per Query			OQU		0 0136959										
	LIDB Originating Point Code Establishment or Change			OQT,OQU	NRPBX		55 13	55 13	55 13	55 13		11 90				
SIGNALING (CCS7)																
	CCS7 Signaling Term, Per STP Port			UDB	PT8SX	135 05										
	CCS7 Signaling Usage, Per TCAP Message			UDB		0 0000607										
	CCS7 Signaling Connection, Per link (A link)			UDB	TPP++	17 93	43 57	43 57	18 31	18 31		11 90				
	CCS7 Signaling Connection, Per link (B link) (also known as D link)			UDB	TPP++	17 93	43 57	43 57	18 31	18 31		11 90				

UNBUNDLED NETWORK ELEMENTS - Florida										Attachment: 2		Exhibit: B			
CATEGORY	RATE ELEMENTS	Inten m	Zone	BCS	USOC	RATES (\$)				Svc Order Submitte d Elec per LSR	Svc Order Submitted Manually per LSR	Incremental Charge - Manual Svc Order vs Electronic- 1st	Incremental Charge - Manual Svc Order vs Electronic- Add'l	Incremental Charge - Manual Svc Order vs. Electronic- Disc 1st	Incremental Charge - Manual Svc Order vs Electronic- Disc Add'l
						Recurring	Nonrecurring		NRC Disconnect						
						First	Add'l	First	Add'l	SOMEc	SOMAN	SOMAN	SOMAN	SOMAN	SOMAN
	CCS7 Signaling Usage, Per ISUP Message			UDB		0 0000152									
	CCS7 Signaling Usage Surrogate, per lnk per LATA			UDB	STU56	694 32									
	CCS7 Signaling Point Code, per Originating Point Code Establishment or Change, per STP affected			UDB	CCAPO		46 03	46 03	46 03	46 03		11 90			
E911 SERVICE															
	Local Channel-Dedicated-2W VG-Zone 1					21 94	265 84	46 97	37 63	4 00		11 90			
	Local Channel-Dedicated-2W VG-Zone 2					29 62	265 84	46 97	37 63	4 00		11 90			
	Local Channel-Dedicated-2W VG-Zone 3					57 22	265 84	46 97	37 63	4 00		11 90			
	Interoffice Transport-Dedicated-2W VG Per m					0 0091									
	Interoffice Transport-Dedicated-2W VG Per Facility Term					25 32	47 35	31 78	18 31	7 03		11 90			
	Local Channel-Dedicated-DS1-Zone 1					35 28	216 65	183 54	21 47	19 05		11 90			
	Local Channel-Dedicated-DS1-Zone 2					47 63	216 65	183 54	21 47	19 05		11 90			
	Local Channel-Dedicated-DS1-Zone 3					92 01	216 65	183 54	21 47	19 05		11 90			
	Interoffice Transport-Dedicated-DS1 Per m					0 1856									
	Interoffice Transport-Dedicated-DS1 Per Facility Term					88 44	105 54	98 47	21 47	19 05		11 90			
CALLING NAME (CNAM) SERVICE															
	CNAM For DB Owners-Service Establishment			OQV			25 35	25 35	19 01	19 01		11 90			
	CNAM For Non DB Owners-Service Establishment			OQV			25 35	25 35	19 01	19 01		11 90			
	CNAM For DB Owners-Service Provisioning With Point Code Establishment			OQV			1,582 00	1,177 00	352 36	259 09		11 90			
	CNAM For Non DB Owners-Service Provisioning With Point Code Establishment			OQV			546 51	393 82	358 06	259 09		11 90			
	CNAM for DB Owners, Per Query			OQV		0 001024									
	CNAM for Non DB Owners, Per Query			OQV		0 001024									
LNP Query Service															
	LNP Charge Per query			OQV		0 000852									
	LNP Service Establishment Manual						13 83	13 83	12 71	12 71		11 90			
	LNP Service Provisioning with Point Code Establishment						655 50	334 88	297 03	218 40		11 90			
OPERATOR CALL PROCESSING															
	Oper Call Processing-Oper Provided, Per min-Using BST LIDB					1 20									
	Oper Call Processing-Oper Provided, Per min-Using Foreign LIDB					1 24									
	Oper Call Processing-Fully Automated, per Call-Using BST LIDB					0 20									
	Oper Call Processing-Fully Automated, per Call-Using Foreign LIDB					0 20									
INWARD OPERATOR SERVICES															
	Inward Oper Services-Verification, Per Call					1 00									
	Inward Oper Services-Verification and Emergency Interrupt- Per Call					1 95									
BRANDING - OPERATOR CALL PROCESSING															
Facility based CLEC															
	Recording of Custom Branded OA Announcement				CBAOS		7,000 00	7,000 00				11 90			
	Loading of Custom Branded OA Announcement per shelf/NAV per				CBAOL		500 00	500 00				11 90			

UNBUNDLED NETWORK ELEMENTS - Florida

CATEGORY	RATE ELEMENTS	Interm	Zone	BCS	USOC	RATES (\$)		Svc Order Submitted Elec per LSR	Svc Order Submitted Manually per LSR	Attachment: 2		Exhibit: B	
										Incremental Charge - Manual Svc Order vs Electronic-1st	Incremental Charge - Manual Svc Order vs Electronic-Add'l	Incremental Charge - Manual Svc Order vs Electronic-Disc 1st	Incremental Charge - Manual Svc Order vs Electronic-Disc Add'l
										RNR Disconnect			
Recurring	Nonrecurring	NRC Disconnect		SOMECS		SOMAN		SOMAN		SOMAN			
	First	Add'l	First	Add'l									
	UNEP CLEC												
	Recording of Custom Branded OA Announcement					7,000 00	7,000 00				11 90		
	Loading of Custom Branded OA Announcement per shelf/NAV per					500 00	500 00				11 90		
	Unbranding via OLNS for UNEP CLEC												
	Loading of OA per OCN (Regional)					1,200 00	1,200 00				11 90		
	DIRECTORY ASSISTANCE SERVICES												
	DIRECTORY ASSISTANCE ACCESS SERVICE												
	Directory Assistance Access Service Calls, Charge Per Call					0 275							
	DIRECTORY ASSISTANCE CALL COMPLETION ACCESS SERVICE (DACC)												
	Directory Assistance Call Completion Access Service (DACC), Per Call Attempt					0 10							
	DIRECTORY ASSISTANCE SERVICES												
	DIRECTORY ASSISTANCE DATA BASE SERVICE (DADS)												
	Directory Assistance Data Base Service Charge Per Listing					0 04							
	Directory Assistance Data Base Service, per mo				DBSOF	150 00							
	BRANDING - DIRECTORY ASSISTANCE												
	Facility Based CLEC												
	Recording and Provisioning of DA Custom Branded Announcement			AMT	CBADA	3,000 00	3,000 00				11 90		
	Loading of Custom Branded Announcement per Switch per OCN			AMT	CBADC	1,170 00	1,170 00				11 90		
	UNEP CLEC												
	Recording of DA Custom Branded Announcement					3,000 00	3,000 00				11 90		
	Loading of DA Custom Branded Announcement per Switch per					1,170 00	1,170 00				11 90		
	Unbranding via OLNS for UNEP CLEC												
	Loading of DA per OCN (1 OCN per Order)					420 00	420 00				11 90		
	Loading of DA per Switch per OCN					16 00	16 00				11 90		
	SELECTIVE ROUTING												
	Selective Routing Per Unique Line Class Code Per Request Per				USRCR	93 55	93 55	11 46	11 46		11 90		
	VIRTUAL COLLOCATION												
	Virtual Collocation-2W Cross Connects (Loop) for Line Splitting			UEPSR,UEPSB	VE1LS	0 0502	11 57				11 90		
	PHYSICAL COLLOCATION												
	Physical Collocation-2W Cross Connects (Loop) for Line Splitting			UEPSR,UEPSB	PE1LS	0 0276	8 22	7 22	5 74	4 58	11 90		
	AIN SELECTIVE CARRIER ROUTING												
	Regional Service Establishment			SRC	SRCEC	193,444 00		7 737 00			11 90		
	End Office Establishment			SRC	SRCEO	187 36	187 36	0 69	0 69		11 90		
	Query NRC, per query			SRC		0 0031868							
	AIN - BELLSOUTH AIN SMS ACCESS SERVICE												
	AIN SMS Access Service-Service Establishment, Per State, Initial Setup			A1N	CAMSE	43 56	43 56	44 93	44 93		11 90		
	AIN SMS Access Service-Port Connection-Dial/Shared Access			A1N	CAMDP	8 64	8 64	10 03	10 03		11 90		
	AIN SMS Access Service-Port Connection-ISDN Access			A1N	CAM1P	8 64	8 64	10 03	10 03		11 90		
	AIN SMS Access Service-User Identification Codes-Per User ID			A1N	CAMAU	38 66	38 66	29 88	29 88		11 90		
	AIN SMS Access Service-Security Card, Per User ID Code, Initial or Replacement			A1N	CAMRC	75 10	75 10	12 93	12 93		11 90		
	AIN SMS Access Service-Storage, Per Unit (100 Kilobytes)					0 0028							
	AIN SMS Access Service-Session, Per min					0 7809							
	AIN SMS Access Service-Company Performed Session, Per min					0 4509							
	AIN - BELLSOUTH AIN TOOLKIT SERVICE												
	AIN Toolkit Service-Service Establishment Charge, Per State Initial Setup			CAM	BAPSC	43 56	43 56	44 93	44 93		11 90		
	AIN Toolkit Service-Training Session, Per Customer				BAPVX	8,439 00	8,439 00				11 90		
	AIN Toolkit Service-Trngger Access Charge, Per Trngger, Per DN, Term Attempt				BAPTT	8 64	8 64	10 03	10 03		11 90		
	AIN Toolkit Service-Trngger Access Charge, Per Trngger, Per DN, Off-Hook Delay				BAPTD	8 64	8 64	10 03	10 03		11 90		
	AIN Toolkit Service-Trngger Access Charge, Per Trngger, Per DN, Off-Hook Immediate				BAPTM	8 64	8 64	10 03	10 03		11 90		
	AIN Toolkit Service-Trngger Access Charge Per Trngger, Per DN, 10-Digit PODP				BAPTO	38 06	38 06	15 86	15 86		11 90		
	AIN Toolkit Service-Trngger Access Charge, Per Trngger, Per DN,				BAPTC	38 06	38 06	15 86	15 86		11 90		
	AIN Toolkit Service-Trngger Access Charge, Per Trngger, Per DN, Feature Code				BAPTF	38 06	38 06	15 86	15 86		11 90		
	AIN Toolkit Service-Query Charge, Per Query					0 0535927							

UNBUNDLED NETWORK ELEMENTS - Florida

CATEGORY	RATE ELEMENTS	Interim	Zone	BCS	USOC	RATES (\$)				Svc Order Submitted Electronically per LSR	Svc Order Submitted Manually per LSR	Attachment 2		Exhibit B		
						Recurring	Nonrecurring		NRC Disconnect			Incremental Charge - Manual Svc Order vs Electronic-1st	Incremental Charge - Manual Svc Order vs. Electronic-Add'l	Incremental Charge - Manual Svc Order vs Electronic-Disc 1st	Incremental Charge - Manual Svc Order vs Electronic-Disc Add'l	
							First	Add'l	First							Add'l
												OSS Rates(\$)				
										SOME C	SOMAN	SOMAN	SOMAN	SOMAN	SOMAN	
	AIN Toolkit Service-Type 1 Node Charge, Per AIN Toolkit Subscription, Per Node, Per Query					0.0063698										
	AIN Toolkit Service-SCP Storage Charge, Per SMS Access Account, Per 100 Kilobytes					0.06										
	AIN Toolkit Service-moly report-Per AIN Toolkit Service Subscription			CAM	BAPMS	8.34	8.64	8.64	6.08	6.08		11.90				
	AIN Toolkit Service-Special Study-Per AIN Toolkit Service Subscription			CAM	BAPLS	3.73	9.56	9.56				11.90				
	AIN Toolkit Service-Call Event Report-Per AIN Toolkit Service Subscription			CAM	BAPDS	4.73	8.64	8.64	6.08	6.08		11.90				
	AIN Toolkit Service-Call Event Special Study-Per AIN Toolkit Service Subscription			CAM	BAPE S	0.12	9.56	9.56				11.90				
ENHANCED EXTENDED LINK (EELs)																
NOTE The monthly recurring and non-recurring charges below will apply and the Switch-As-Is Charge will not apply for EELs provisioned as ' Ordinarily Combined' Network Elements																
NOTE The monthly recurring and the Switch-As-Is Charge and not the non-recurring charges below will apply for EELs provisioned as ' Currently Combined' Network Elements.																
NOTE Minimum billing is one month for DS1 and below and three months above DS1 services																
2-WIRE VOICE GRADE EXTENDED LOOP WITH DEDICATED DS1 INTEROFFICE TRANSPORT (EEL)																
	First 2W VG Loop(SL2) in a DS1 Interoffice Transport Combination-Zone 1		1	UNCVX	UEAL2	12.24	127.59	60.54	42.79	2.81		11.90				
	First 2W VG Loop(SL2) in a DS1 Interoffice Transport Combination-Zone 2		2	UNCVX	UEAL2	17.40	127.59	60.54	42.79	2.81		11.90				
	First 2W VG Loop(SL2) in a DS1 Interoffice Transport Combination-Zone 3		3	UNCVX	UEAL2	30.87	127.59	60.54	42.79	2.81		11.90				
	Interoffice Transport-Dedicated-DS1 combination-Per mi per mo			UNC1X	1L5XX	0.1856										
	Interoffice Transport-Dedicated-DS1 combination-Facility Term per mo			UNC1X	U1TF1	88.44	174.46	122.46	45.61	17.95		11.90				
	DS1 Channelization System Per mo			UNC1X	MQ1	146.77	51.83	10.75				11.90				
	VG COCI-DS1 To DS0 Interface-Per mo			UNCVX	1D1VG	1.38	12.16	8.77	6.71	4.84		11.90				
	Each Add'l 2W VG Loop(SL 2) in the same DS1 Interoffice Transport Combination-Zone 1		1	UNCVX	UEAL2	12.24	127.59	60.54	42.79	2.81		11.90				
	Each Add'l 2W VG Loop(SL2) in the same DS1 Interoffice Transport Combination-Zone 2		2	UNCVX	UEAL2	17.40	127.59	60.54	42.79	2.81		11.90				
	Each Add'l 2W VG Loop(SL2) in the same DS1 Interoffice Transport Combination-Zone 3		3	UNCVX	UEAL2	30.87	127.59	60.54	42.79	2.81		11.90				
	VG COCI-DS1 to DS0 Channel System combination-per mo			UNCVX	1D1VG	1.38	12.16	8.77	6.71	4.84		11.90				
	NRC Currently Combined Network Elements Switch-As-Is Charge			UNC1X	UNCCC		8.98	8.98	8.98	8.98		11.90				
4-WIRE VOICE GRADE EXTENDED LOOP WITH DEDICATED DS1 INTEROFFICE TRANSPORT (EEL)																
	First 4W Analog VG Loop in a DS1 Interoffice Transport Combination-Zone 1		1	UNCVX	UEAL4	18.89	127.59	60.54	42.79	2.81		11.90				
	First 4W Analog VG Loop in a DS1 Interoffice Transport Combination-Zone 2		2	UNCVX	UEAL4	26.84	127.59	60.54	42.79	2.81		11.90				
	First 4W Analog VG Loop in a DS1 Interoffice Transport Combination-Zone 3		3	UNCVX	UEAL4	47.62	127.59	60.54	42.79	2.81		11.90				
	Interoffice Transport-Dedicated-DS1 combination-Per mi Per mo			UNC1X	1L5XX	0.1856										
	Interoffice Transport-Dedicated-DS1-Facility Term Per mo			UNC1X	U1TF1	88.44	174.46	122.46	45.61	17.95		11.90				
	Channelization- Channel System DS1 to DS0 combination Per mo			UNC1X	MQ1	146.77	51.83	10.75				11.90				
	VG COCI-DS1 to DS0 Channel System combination-per mo			UNCVX	1D1VG	1.38	12.16	8.77	6.71	4.84		11.90				
	Add'l 4W Analog VG Loop in same DS1 Interoffice Transport Combination-Zone 1		1	UNCVX	UEAL4	18.89	127.59	60.54	42.79	2.81		11.90				
	Add'l 4W Analog VG Loop in same DS1 Interoffice Transport Combination-Zone 2		2	UNCVX	UEAL4	26.84	127.59	60.54	42.79	2.81		11.90				
	Add'l 4W Analog VG Loop in same DS1 Interoffice Transport Combination-Zone 3		3	UNCVX	UEAL4	47.62	127.59	60.54	42.79	2.81		11.90				
	VG COCI-DS1 to DS0 Channel System combination-per mo			UNCVX	1D1VG	1.38	12.16	8.77	6.71	4.84		11.90				
	NRC Currently Combined Network Elements Switch-As-Is Charge			UNC1X	UNCCC		8.98	8.98	8.98	8.98		11.90				

UNBUNDLED NETWORK ELEMENTS - Florida

CATEGORY	RATE ELEMENTS	Inten m	Zone	BCS	USOC	RATES (\$)					Svc Order Submitte d Elec per LSR	Svc Order Submitted Manually per LSR	Attachment 2		Exhibit: B			
						Recurring	Nonrecurring		NRC Disconnect				SOME C	SOMAN	SOMAN	SOMAN	SOMAN	SOMAN
							First	Add'l	First	Add'l								
4-WIRE 56 KBPS EXTENDED DIGITAL LOOP WITH DEDICATED DS1 INTEROFFICE TRANSPORT (EEL)																		
	First 4W 56Kbps Digital Grade Loop in a DS1 Interoffice Transport Combination-Zone 1		1	UNCDX	UDL56	22 20	127 59	60 54	42 79	2 81		11 90						
	First 4W 56Kbps Digital Grade Loop in a DS1 Interoffice Transport Combination-Zone 2		2	UNCDX	UDL56	31 56	127 59	60 54	42 79	2 81		11 90						
	First 4W 56Kbps Digital Grade Loop in a DS1 Interoffice Transport Combination-Zone 3		3	UNCDX	UDL56	55 99	127 59	60 54	42 79	2 81		11 90						
	Interoffice Transport-Dedicated-DS1 combination-Per mi Per mo			UNC1X	1L5XX	0 1856												
	Interoffice Transport-Dedicated-DS1-combination-Facility Term Per mo			UNC1X	U1TF 1	88 44	174 46	122 46	45 61	17 95		11 90						
	Channelization- Channel System DS1 to DS0 combination Per mo			UNC1X	MQ1	146 77	51 83	10 75				11 90						
	OCU-DP COCI (data)-DS1 to DS0 Channel System-per mo (2 4-64kbs)			UNCDX	1D1DD	2 10	12 16	8 77	6 71	4 84		11 90						
	Add'l 4W 56Kbps Digital Grade loop in same DS1 Interoffice Transport Combination-Zone 1		1	UNCDX	UDL56	22 20	127 59	60 54	42 79	2 81		11 90						
	Add'l 4W 56Kbps Digital Grade loop in same DS1 Interoffice Transport Combination-Zone 2		2	UNCDX	UDL56	31 56	127 59	60 54	42 79	2 81		11 90						
	Add'l 4W 56Kbps Digital Grade loop in same DS1 Interoffice Transport Combination-Zone 3		3	UNCDX	UDL56	55 99	127 59	60 54	42 79	2 81		11 90						
	OCU-DP COCI (data)-DS1 to DS0 Channel System-combination per mo (2 4-64kbs)			UNCDX	1D1DD	2 10	12 16	8 77	6 71	4 84		11 90						
	NRC Currently Combined Network Elements Switch-As-Is Charge			UNC1X	UNCCC		8 98	8 98	8 98	8 98		11 90						
4-WIRE 64 KBPS EXTENDED DIGITAL LOOP WITH DEDICATED DS1 INTEROFFICE TRANSPORT (EEL)																		
	First 4W 64Kbps Digital Grade Loop in a DS1 Interoffice Transport Combination-Zone 1		1	UNCDX	UDL64	22 20	127 59	60 54	42 79	2 81		11 90						
	First 4W 64Kbps Digital Grade Loop in a DS1 Interoffice Transport Combination-Zone 2		2	UNCDX	UDL64	31 56	127 59	60 54	42 79	2 81		11 90						
	First 4W 64Kbps Digital Grade Loop in a DS1 Interoffice Transport Combination-Zone 3		3	UNCDX	UDL64	55 99	127 59	60 54	42 79	2 81		11 90						
	Interoffice Transport-Dedicated-DS1 combination-Per mi Per mo			UNC1X	1L5XX	0 1856												
	Interoffice Transport-Dedicated-DS1 combination-Facility Term Per mo			UNC1X	U1TF1	88 44	174 46	122 46	45 61	17 95		11 90						
	Channelization- Channel System DS1 to DS0 combination Per mo			UNC1X	MQ1	146 77	51 83	10 75				11 90						
	OCU-DP COCI (data)-DS1 to DS0 Channel System combination-per mo (2 4-64kbs)			UNCDX	1D1DD	2 10	12 16	8 77	6 71	4 84		11 90						
	Add'l 4W 64Kbps Digital Grade loop in same DS1 Interoffice Transport Combination-Zone 1		1	UNCDX	UDL64	22 20	127 59	60 54	42 79	2 81		11 90						
	Add'l 4W 64Kbps Digital Grade loop in same DS1 Interoffice Transport Combination-Zone 2		2	UNCDX	UDL64	31 56	127 59	60 54	42 79	2 81		11 90						
	Add'l 4W 64Kbps Digital Grade loop in same DS1 Interoffice Transport Combination-Zone 3		3	UNCDX	UDL64	55 99	127 59	60 54	42 79	2 81		11 90						
	OCU-DP COCI (data)-DS1 to DS0 Channel System combination-per mo (2 4-64kbs)			UNCDX	1D1DD	2 10	12 16	8 77	6 71	4 84		11 90						
	NRC Currently Combined Network Elements Switch-As-Is Charge			UNC1X	UNCCC		8 98	8 98	8 98	8 98		11 90						
4-WIRE DS1 DIGITAL EXTENDED LOOP WITH DEDICATED DS1 INTEROFFICE TRANSPORT (EEL)																		
	4W DS1 Digital Loop in Combination with DS1 Interoffice Transport-Zone 1		1	UNC1X	USLXX	70 74	217 75	121 62	51 44	14 45		11 90						
	4W DS1 Digital Loop in Combination with DS1 Interoffice Transport-Zone 2		2	UNC1X	USLXX	100 54	217 75	121 62	51 44	14 45		11 90						
	4W DS1 Digital Loop in Combination with DS1 Interoffice Transport-Zone 3		3	UNC1X	USLXX	178 39	217 75	121 62	51 44	14 45		11 90						
	Interoffice Transport-Dedicated-DS1 combination-Per mi Per mo			UNC1X	1L5XX	0 1856												
	Interoffice Transport-Dedicated-DS1 combination-Facility Term Per mo			UNC1X	U1TF1	88 44	174 46	122 46	45 61	17 95		11 90						
	NRC Currently Combined Network Elements Switch-As-Is Charge			UNC1X	UNCCC		8 98	8 98	8 98	8 98		11 90						
4-WIRE DS1 DIGITAL EXTENDED LOOP WITH DEDICATED DS3 INTEROFFICE TRANSPORT (EEL)																		
	First DS1Loop in DS3 Interoffice Transport Combination-Zone 1		1	UNC1X	USLXX	70 74	217 75	121 62	51 44	14 45		11 90						
	First DS1Loop in DS3 Interoffice Transport Combination-Zone 2		2	UNC1X	USLXX	100 54	217 75	121 62	51 44	14 45		11 90						
	First DS1Loop in DS3 Interoffice Transport Combination-Zone 3		3	UNC1X	USLXX	178 39	217 75	121 62	51 44	14 45		11 90						
	Interoffice Transport-Dedicated-DS3 combination-Per mi Per mo			UNC3X	1L5XX	3 87												
	Interoffice Transport-Dedicated-DS3-Facility Term per mo			UNC3X	U1TF3	1,071 00	314 45	130 88	38 60	18 23		11 90						
	DS3 to DS1 Channel System combination per mo			UNC3X	MQ3	211 19	115 80	59 93	5 45	0 00		11 90						

UNBUNDLED NETWORK ELEMENTS - Florida

CATEGORY	RATE ELEMENTS	Inten m	Zone	BCS	USOC	RATES (\$)					Svc Order Submitted per LSR	Svc Order Submitted Manually per LSR	Attachment: 2		Exhibit B			
						Recurring	Nonrecurring		NRC Disconnect				SOME C	SOMAN	Incremental Charge - Manual Svc Order vs Electronic- 1st	Incremental Charge - Manual Svc Order vs Electronic- Add'l	Incremental Charge - Manual Svc Order vs. Electronic- Disc 1st	Incremental Charge - Manual Svc Order vs Electronic- Disc Add'l
							First	Add'l	First	Add'l								
	DS3 Interface Unit (DS1 COC) combination per mo			UNC1X	UC1D1	13 76	12 16	8 77	6 71	4 84								
	Add'l DS1 Loop in DS3 Interoffice Transport Combination-Zone 1		1	UNC1X	USLXX	70 74	217 75	121 62	51 44	14 45								
	Add'l DS1 Loop in DS3 Interoffice Transport Combination-Zone 2		2	UNC1X	USLXX	100 54	217 75	121 62	51 44	14 45								
	Add'l DS1 Loop in DS3 Interoffice Transport Combination-Zone 3		3	UNC1X	USLXX	178 39	217 75	121 62	51 44	14 45								
	DS3 Interface Unit (DS1 COC) combination per mo			UNC1X	UC1D1	13 76	12 16	8 77	6 71	4 84								
	NRC Currently Combined Network Elements Switch-As-Is Charge			UNC3X	UNCCC		8 98	8 98	8 98	8 98								
	2-WIRE VOICE GRADE EXTENDED LOOP/ 2 WIRE VOICE GRADE INTEROFFICE TRANSPORT (EEL)																	
	2WVG Loop used with 2W VG Interoffice Transport Combination-Zone 1		1	UNCVX	UEAL2	12 24	127 59	60 54	42 79	2 81								
	2WVG Loop used with 2W VG Interoffice Transport Combination-Zone 2		2	UNCVX	UEAL2	17 40	127 59	60 54	42 79	2 81								
	2WVG Loop used with 2W VG Interoffice Transport Combination-Zone 3		3	UNCVX	UEAL2	30 87	127 59	60 54	42 79	2 81								
	Interoffice Transport-Dedicated-2W VG combination-Per mi Per mo			UNCVX	1L5XX	0 0091												
	Interoffice Transport-Dedicated-2W VG combination-Facility Term per mo			UNCVX	U1TV2	25 32	94 70	52 59	50 49	21 53								
	NRC Currently Combined Network Elements Switch-As-Is Charge			UNCVX	UNCCC		8 98	8 98	8 98	8 98								
	4-WIRE VOICE GRADE EXTENDED LOOP/ 4 WIRE VOICE GRADE INTEROFFICE TRANSPORT (EEL)																	
	4WVG Loop used with 4W VG Interoffice Transport Combination-Zone 1		1	UNCVX	UEAL4	18 89	127 59	60 54	42 79	2 81								
	4WVG Loop used with 4W VG Interoffice Transport Combination-Zone 2		2	UNCVX	UEAL4	26 84	127 59	60 54	42 79	2 81								
	4WVG Loop used with 4W VG Interoffice Transport Combination-Zone 3		3	UNCVX	UEAL4	47 62	127 59	60 54	42 79	2 81								
	Interoffice Transport-Dedicated-4W VG combination-Per mi Per mo			UNCVX	1L5XX	0 0091												
	Interoffice Transport-Dedicated-4W VG combination-Facility Term per mo			UNCVX	U1TV4	22 58	94 70	52 59	50 49	21 53								
	NRC Currently Combined Network Elements Switch-As-Is Charge			UNCVX	UNCCC		8 98	8 98	8 98	8 98								
	DS3 DIGITAL EXTENDED LOOP WITH DEDICATED DS3 INTEROFFICE TRANSPORT (EEL)																	
	High Capacity Unbundled Local Loop-DS3 combination-Per mi per			UNC3X	1L5ND	10 92												
	High Capacity Unbundled Local Loop-DS3 combination-Facility Term per mo			UNC3X	UE3PX	386 85	249 97	162 05	67 10	26 82								
	Interoffice Transport-Dedicated-DS3-Per mi per mo			UNC3X	1L5XX	3 87												
	Interoffice Transport-Dedicated-DS3 combination-Facility Term per mo			UNC3X	U1TF3	1,071 00	314 45	130 88	38 60	18 23								
	NRC Currently Combined Network Elements Switch-As-Is Charge			UNC3X	UNCCC		8 98	8 98	8 98	8 98								
	STS1 DIGITAL EXTENDED LOOP WITH DEDICATED STS1 INTEROFFICE TRANSPORT (EEL)																	
	High Capacity Unbundled Local Loop-STS1 combination-Per mi per			UNCSX	1L5ND	10 92												
	High Capacity Unbundled Local Loop-STS1 combination-Facility Term per mo			UNCSX	UDLS1	426 60	249 97	162 05	67 10	26 82								
	Interoffice Transport-Dedicated-STS1 combination-Per mi per mo			UNCSX	1L5XX	3 87												
	Interoffice Transport-Dedicated-STS1 combination-Facility Term per mo			UNCSX	U1TFS	1 056 00	314 45	130 88	38 60	18 23								
	NRC Currently Combined Network Elements Switch-As-Is Charge			UNCSX	UNCCC		8 98	8 98	8 98	8 98								
	2-WIRE ISDN EXTENDED LOOP WITH DS1 INTEROFFICE TRANSPORT (EEL)																	
	First 2W ISDN Loop in a DS1 Interoffice Combination Transport-Zone 1		1	UNCNX	U1L2X	19 28	127 59	60 60	42 79	2 81								
	First 2W ISDN Loop in a DS1 Interoffice Combination Transport-Zone 2		2	UNCNX	U1L2X	27 40	127 59	60 60	42 79	2 81								
	First 2W ISDN Loop in a DS1 Interoffice Combination Transport-Zone 3		3	UNCNX	U1L2X	48 62	127 59	60 60	42 79	2 81								
	Interoffice Transport-Dedicated-DS1 combination-Per mi			UNC1X	1L5XX	0 1856												
	Interoffice Transport-Dedicated-DS1 combination-Facility Term per			UNC1X	U1TF1	88 44	174 46	122 46	45 61	17 95								
	Channelization- Channel System DS1 to DS0 combination-per mo			UNC1X	MO1	146 77	51 83	10 75										
	2W ISDN COCI (BRITE)-DS1 to DS0 Channel System combination-per mo			UNCNX	UC1CA	3 66	12 16	8 77	6 71	4 84								
	Add'l 2W ISDN Loop in same DS1 Interoffice Transport Combination-Zone 1		1	UNCNX	U1L2X	19 28	127 59	60 60	42 79	2 81								
	Add'l 2W ISDN Loop in same DS1 Interoffice Transport Combination-Zone 2		2	UNCNX	U1L2X	27 40	127 59	60 60	42 79	2 81								
	Add'l 2W ISDN Loop in same DS1 Interoffice Transport Combination-Zone 3		3	UNCNX	U1L2X	48 62	127 59	60 60	42 79	2 81								

UNBUNDLED NETWORK ELEMENTS - Florida

CATEGORY	RATE ELEMENTS	Inten m	Zone	BCS	USOC	RATES (\$)		Svc Order Submitte d Elec per LSR	Svc Order Submitted Manually per LSR	Attachment 2		Exhibit B		
						Recurring	Nonrecurring			Incremental Charge - Manual Svc Order vs Electronic- 1st	Incremental Charge - Manual Svc Order vs Electronic- Add'l	Incremental Charge - Manual Svc Order vs Electronic- Disc 1st	Incremental Charge - Manual Svc Order vs Electronic- Disc Add'l	
						First	Add'l			First	Add'l	SOMEc	SOMAN	SOMAN
	2W ISDN COCI (BRITE)-DS1 to DS0 Channel System combination- per mo			UNCNX	UC1CA	3.66	12.16	8.77	6.71	4.84				
	NRC Currently Combined Network Elements Switch-As-Is Charge			UNC1X	UNCCC		8.98	8.98	8.98	8.98				
	4-WIRE DS1 DIGITAL EXTENDED LOOP WITH DEDICATED STS-1 INTEROFFICE TRANSPORT (EEL)													
	First DS1 Loop in STS1 Interoffice Transport Combination-Zone 1		1	UNC1X	USLXX	70.74	217.75	121.62	51.44	14.45				
	First DS1 Loop in STS1 Interoffice Transport Combination-Zone 2		2	UNC1X	USLXX	100.54	217.75	121.62	51.44	14.45				
	First DS1 Loop in STS1 Interoffice Transport Combination-Zone 3		3	UNC1X	USLXX	178.39	217.75	121.62	51.44	14.45				
	Interoffice Transport-Dedicated-STS1 combination-Per mi Per mo			UNCSX	1LSXX	3.87								
	Interoffice Transport-Dedicated-STS1 combination-Facility Term			UNCSX	U1TFS	1,056.00	314.45	130.88	38.60	18.23				
	STS1 to DS1 Channel System combination per mo			UNCSX	MQ3	211.19	20.06	31.66	5.45	0.00				
	DS3 Interface Unit (DS1 COC) combination per mo			UNC1X	UCTD1	13.76	12.16	8.77	6.71	4.84				
	Add'l DS1 Loop in STS1 Interoffice Transport Combination-Zone 1		1	UNC1X	USLXX	70.74	217.75	121.62	51.44	14.45				
	Add'l DS1 Loop in STS1 Interoffice Transport Combination-Zone 2		2	UNC1X	USLXX	100.54	217.75	121.62	51.44	14.45				
	Add'l DS1 Loop in STS1 Interoffice Transport Combination-Zone 3		3	UNC1X	USLXX	178.39	217.75	121.62	51.44	14.45				
	DS3 Interface Unit (DS1 COC) combination per mo			UNC1X	UCTD1	13.76	12.16	8.77	6.71	4.84				
	NRC Currently Combined Network Elements Switch-As-Is Charge			UNCSX	UNCCC		8.98	8.98	8.98	8.98				
	4-WIRE 56 KBPS DIGITAL EXTENDED LOOP WITH 56 KBPS INTEROFFICE TRANSPORT (EEL)													
	4W 56 kbps Loop/4W 56 kbps Interoffice Transport Combination- Zone 1		1	UNCDX	UDL56	22.20	127.59	60.54	42.79	2.81				
	4W 56 kbps Loop/4W 56 kbps Interoffice Transport Combination- Zone 2		2	UNCDX	UDL56	31.56	127.59	60.54	42.79	2.81				
	4W 56 kbps Loop/4W 56 kbps Interoffice Transport Combination- Zone 3		3	UNCDX	UDL56	55.99	127.59	60.54	42.79	2.81				
	Interoffice Transport-Dedicated-4W 56 kbps combination-Per mi			UNCDX	1LSXX	0.0091								
	Interoffice Transport-Dedicated-4W 56 kbps combination-Facility Term			UNCDX	U1TD5	18.44	94.70	52.59	50.49	21.53				
	NRC Currently Combined Network Elements Switch-As-Is Charge			UNCDX	UNCCC		8.98	8.98	8.98	8.98				
	4-WIRE 64 KBPS DIGITAL EXTENDED LOOP WITH 64 KBPS INTEROFFICE TRANSPORT (EEL)													
	4W 64 kbps Loop/4W 64 kbps Interoffice Transport Combination- Zone 1		1	UNCDX	UDL64	22.20	127.59	60.54	42.79	2.81				
	4W 64 kbps Loop/4W 64 kbps Interoffice Transport Combination- Zone 2		2	UNCDX	UDL64	31.56	127.59	60.54	42.79	2.81				
	4W 64 kbps Loop/4W 64 kbps Interoffice Transport Combination- Zone 3		3	UNCDX	UDL64	55.99	127.59	60.54	42.79	2.81				
	Interoffice Transport-Dedicated-4W 64 kbps combination-Per mi			UNCDX	1LSXX	0.0091								
	Interoffice Transport-Dedicated-4W 64 kbps combination-Facility Term			UNCDX	U1TD6	18.44	94.70	52.59	50.49	21.53				
	NRC Currently Combined Network Elements Switch-As-Is Charge			UNCDX	UNCCC		8.98	8.98	8.98	8.98				
	ADDITIONAL NETWORK ELEMENTS													
	When used as a part of a currently combined facility, the non-recurring charges do not apply, but a Switch As Is charge does apply													
	When used as ordinarily combined network elements in All States, the non-recurring charges apply and the Switch As Is Charge does not													
	Nonrecurring Currently Combined Network Elements "Switch As Is" Charge (One applies to each combination)													
	NRC Currently Combined Network Elements Switch-As-Is Charge- 2W/4W VG			UNCVX	UNCCC		8.98	8.98	8.98	8.98				
	NRC Currently Combined Network Elements Switch-As-Is Charge- 56/64 kbps			UNCDX	UNCCC		8.98	8.98	8.98	8.98				
	NRC Currently Combined Network Elements Switch-As-Is Charge- DS1			UNC1X	UNCCC		8.98	8.98	8.98	8.98				
	NRC Currently Combined Network Elements Switch-As-Is Charge- DS3			UNC3X	UNCCC		8.98	8.98	8.98	8.98				
	NRC Currently Combined Network Elements Switch-As-Is Charge- STS1			UNCSX	UNCCC		8.98	8.98	8.98	8.98				

UNBUNDLED NETWORK ELEMENTS - Florida

CATEGORY	RATE ELEMENTS	Interm	Zone	BCS	USOC	RATES (\$)				Svc Order Submitted Elec per LSR	Svc Order Submitted Manually per LSR	Attachment 2		Exhibit B			
						Recurring	Nonrecurring		NRC Disconnect			Incremental Charge - Manual Order vs Electronic-1st	Incremental Charge - Manual Svc Order vs Electronic-Add'l	Incremental Charge - Manual Order vs Electronic-Disc 1st	Incremental Charge - Manual Svc Order vs Electronic-Disc Add'l		
							First	Add'l	First							Add'l	
												OSS Rates(\$)					
												SOME C	SOMAN	SOMAN	SOMAN	SOMAN	SOMAN
	NOTE: Local Channel - Dedicated Transport - minimum billing period - Below DS3=one month, DS3 and above=four months																
	Local Channel-Dedicated-2W VG Zone 1		1	UNCVX	ULDV2	19 66	265 84	46 97	37 63	4 00							
	Local Channel-Dedicated-2W VG Zone 2		2	UNCVX	ULDV2	27 94	265 84	46 97	37 63	4 00							
	Local Channel-Dedicated-2W VG Zone 3		3	UNCVX	ULDV2	49 58	265 84	46 97	37 63	4 00							
	Local Channel-Dedicated-4W VG Zone 1		1	UNCVX	ULDV4	20 45	266 54	47 67	44 22	5 33							
	Local Channel-Dedicated-4W VG Zone 2		2	UNCVX	ULDV4	29 06	266 54	47 67	44 22	5 33							
	Local Channel-Dedicated-4W VG Zone3		3	UNCVX	ULDV4	51 56	266 54	47 67	44 22	5 33							
	Local Channel-Dedicated-DS1 per mo Zone 1		1	UNC1X	ULDF1	36 49	216 65	183 54	24 30	16 95							
	Local Channel-Dedicated-DS1 Per mo Zone 2		2	UNC1X	ULDF1	51 85	216 65	183 54	24 30	16 95							
	Local Channel-Dedicated-DS1- Per mo Zone 3		3	UNC1X	ULDF1	92 00	216 65	183 54	24 30	16 95							
	Local Channel-Dedicated-DS3-Per m per mo			UNC3X	1L5NC	8 50											
	Local Channel-Dedicated-DS3-Facility Term			UNC3X	ULDF3	531 91	556 37	343 01	139 13	96 84							
	Local Channel-Dedicated-STS-1- Per m per mo			UNC3X	1L5NC	8 50											
	Local Channel-Dedicated-STS-1-Facility Term			UNC3X	ULDFS	540 69	556 37	343 01	139 13	96 84							
	Optional Features & Functions																
	Clear Channel Capability (SF/ESF) Option-Subsqnt Activity-per DS1			ULDD1,U1TD1,UNC1X,USL	NRCCC		65 01										
	C-bit Party Option-Subsqnt Activity-per DS3			U1TD3,ULDD3,UE3,UNC3X	NRCC3		50 01										
	MULTIPLEXERS																
	NOTE: minimum billing period is one month for DS1 to DS0 Channel System and interfaces																
	NOTE: minimum billing period is three months for DS3 to DS1 Channel System and interfaces																
	DS1 to DS0 Channel System (with the higher-level connected to a collocation in the same SWC) per mo			UXTD1	MQ1	146 77	101 42	71 62	11 09	10 49							
	DS1 to DS0 Channel System (used to channelize a DS1 Local Channel) per mo			ULDD1	MQ1	146 77	101 42	71 62	11 09	10 49							
	DS1 to DS0 Channel System (used to channelize a DS1 Interoffice Channel) per mo			U1TD1	MQ1	146 77	101 42	71 62	11 09	10 49							
	OCU-DP COCI (data)-DS1 to DS0 Channel System-per mo (2 4-64kbs) used for a Local Loop			UDL	1D1DD	2 10	10 07	7 08									
	OCU-DP COCI (data)-DS1 to DS0 Channel System-per mo (2 4-64kbs) used for connection to a channelized DS1 Local Channel in the same SWC as collocation			U1TUD	1D1DD	2 10	10 07	7 08									
	2W ISDN COCI (BRITE)-DS1 to DS0 Channel System-per mo for a Local Loop			UDN	UC1CA	3 66	10 07	7 08									
	2W ISDN COCI (BRITE)-DS1 to DS0 Channel System-per mo used for connection to a channelized DS1 Local Channel in the same SWC as collocation			U1TUB	UC1CA	3 66	10 07	7 08									
	VG COCI-DS1 to DS0 Channel System-per mo used for a Local Loop			UEA	1D1VG	1 38	10 07	7 08									
	VG COCI-DS1 to DS0 Channel System-per mo used for connection to a channelized DS1 Local Channel in the same SWC as collocation			U1TUC	1D1VG	1 38	10 07	7 08									
	DS3 to DS1 Channel System (with the higher level connected to a collocation in the same SWC) per mo			UXTD3	MQ3	211 19	199 28	118 64	40 34	39 07							
	DS3 to DS1 Channel System (used to channelize a DS3 Local Channel) per mo			ULDD3	MQ3	211 19	199 28	118 64	40 34	39 07							
	DS3 to DS1 Channel System (used to channelize a DS3 Interoffice Channel) per mo			U1TD3	MQ3	211 19	199 28	118 64	40 34	39 07							
	STS-1 to DS1 Channel System (with the higher level connected to a collocation in the same SWC) per mo			UXTS1	MQ3	211 19	199 28	118 64	40 34	39 07							
	STS-1 to DS1 Channel System (used to channelize a STS-1 Local Channel) per mo			ULDS1	MQ3	211 19	199 28	118 64	40 34	39 07							
	STS-1 to DS1 Channel System (used to channelize a STS-1 Interoffice Channel) per mo			U1TS1	MQ3	211 19	199 28	118 64	40 34	39 07							
	DS1 COCI used with Loop per mo			USL	UC1D1	13 76	10 07	7 08									
	DS1 COCI (used for connection to a channelized DS1 Local Channel in the same SWC as collocation) per mo			U1TUA	UC1D1	13 76	10 07	7 08									
	DS1 COCI used with Interoffice Channel per mo			U1TD1	UC1D1	13 76	10 07	7 08									

UNBUNDLED NETWORK ELEMENTS - Florida

CATEGORY	RATE ELEMENTS	Interim	Zone	BCS	USOC	RATES (\$)					Svc Order Submitted Manually per LSR	Svc Order Submitted per LSR	Attachment 2		Exhibit B			
						Recurring	Nonrecurring		NRC Disconnect				SOME C	SOMAN	Incremental Charge - Manual Svc Order vs. Electronic-1st	Incremental Charge - Manual Svc Order vs. Electronic-Disc 1st	Incremental Charge - Manual Svc Order vs. Electronic-Disc Add'l	Incremental Charge - Manual Svc Order vs. Electronic-Disc Add'l
							First	Add'l	First	Add'l								
												OSS Rates(\$)						
												SOMAN	SOMAN	SOMAN	SOMAN			
Sub-Loop Feeder																		
	Unbundled Sub-Loop Feeder Loop, 4W DS1-Zone 1		1	UNC1X	USBFG	42 59	133 77	78 02	85 16	21 21								
	Unbundled Sub-Loop Feeder Loop, 4W DS1-Zone 2		2	UNC1X	USBFG	60 53	133 77	78 02	85 16	21 21								
	Unbundled Sub-Loop Feeder Loop, 4W DS1-Zone 3		3	UNC1X	USBFG	107 39	133 77	78 02	85 16	21 21								
UNBUNDLED LOCAL EXCHANGE SWITCHING(PORTS)																		
Exchange Ports																		
2-WIRE VOICE GRADE LINE PORT RATES (RES)																		
	Exchange Ports-2W Analog Line Port- Res			UEPSR	UEPRL	1 40	3 74	3 63	1 88	1 80		11 90						
	Exchange Ports-2W Analog Line Port with Caller ID-Res			UEPSR	UEPRC	1 40	3 74	3 63	1 88	1 80		11 90						
	Exchange Ports-2W Analog Line Port outgoing only-Res			UEPSR	UEPRO	1 40	3 74	3 63	1 88	1 80		11 90						
	Exchange Ports-2W VG unbundled FL area calling w Caller ID-Res			UEPSR	UEPAF	1 40	3 74	3 63	1 88	1 80		11 90						
	Exchange Ports-2W VG unbundled FL Res Area Calling Plan, w/o Caller ID capability			UEPSR	UEPA9	1 40	3 74	3 63	1 88	1 80		11 90						
	Exchange Ports-2W VG unbundled FL extended dialing port for use with CREX7 and Caller ID			UEPSR	UEPA1	1 40	3 74	3 63	1 88	1 80		11 90						
	Exchange Ports-2W VG unbundled FL extended dialing port for use with CREX7, w/o Caller ID capability			UEPSR	UEPA8	1 40	3 74	3 63	1 88	1 80		11 90						
	Exchange Ports-2W VG unbundled res, low usage line port with Caller ID (LUM)			UEPSR	UEPAP	1 40	3 74	3 63	1 88	1 80		11 90						
	2W voice unbundled Low Usage Line Port w/o Caller ID Capability			UEPSR	UEPRT	1 40	3 74	3 63	1 88	1 80		11 90						
	Subsqnt Activity			UEPSR	USASC	0 00	0 00	0 00				11 90						
FEATURES																		
	All Available Vertical Features			UEPSR	UEPVF	2 26	0 00	0 00				11 90						
2-WIRE VOICE GRADE LINE PORT RATES (BUS)																		
	Exchange Ports-2W Analog Line Port w/o Caller ID-Bus			UEPSB	UEPBL	1 40	3 74	3 63	1 88	1 80		11 90						
	Exchange Ports-2W VG unbundled Line Port with unbundled port with Caller+E484 ID-Bus			UEPSB	UEPBC	1 40	3 74	3 63	1 88	1 80		11 90						
	Exchange Ports-2W Analog Line Port outgoing only-Bus			UEPSB	UEPBO	1 40	3 74	3 63	1 88	1 80		11 90						
	Exchange Ports-2W VG unbundled incoming only port w Caller ID-Bus			UEPSB	UEPB1	1 40	3 74	3 63	1 88	1 80		11 90						
	2W voice unbundled Incoming Only Port w/o Caller ID Capability			UEPSB	UEPBE	1 40	3 74	3 63	1 88	1 80		11 90						
	Subsqnt Activity			UEPSB	USASC	0 00	0 00	0 00				11 90						
FEATURES																		
	All Available Vertical Features			UEPSB	UEPVF	2 26	0 00	0 00				11 90						
EXCHANGE PORT RATES (DID & PBX)																		
	2W VG Unbundled 2-Way PBX Trunk-Res			UEPSE	UEPRD	1 40	39 06	18 18	12 35	0 7187		11 90						
	2W VG Line Side Unbundled 2-Way PBX Trunk-Bus			UEPSP	UEPPC	1 40	39 06	18 18	12 35	0 7187		11 90						
	2W VG Line Side Unbundled Outward PBX Trunk-Bus			UEPSP	UEPPO	1 40	39 06	18 18	12 35	0 7187		11 90						
	2W VG Line Side Unbundled Incoming PBX Trunk-Bus			UEPSP	UEPP1	1 40	39 06	18 18	12 35	0 7187		11 90						
	2W Analog Long Distance Terminal PBX Trunk-Bus			UEPSP	UEPLD	1 40	39 06	18 18	12 35	0 7187		11 90						
	2W Voice Unbundled PBX LD Terminal Ports			UEPSP	UEPLD	1 40	39 06	18 18	12 35	0 7187		11 90						
	2W Vice Unbundled 2-Way PBX Usage Port			UEPSP	UEPXA	1 40	39 06	18 18	12 35	0 7187		11 90						
	2W Voice Unbundled PBX Toll Terminal Hotel Ports			UEPSP	UEPXB	1 40	39 06	18 18	12 35	0 7187		11 90						
	2W Voice Unbundled PBX LD DDD Terminals Port			UEPSP	UEPXC	1 40	39 06	18 18	12 35	0 7187		11 90						
	2W Voice Unbundled PBX LD Terminal Switchboard Port			UEPSP	UEPXD	1 40	39 06	18 18	12 35	0 7187		11 90						
	2W Voice Unbundled PBX LD Terminal Switchboard IDD Capable Port			UEPSP	UEPXE	1 40	39 06	18 18	12 35	0 7187		11 90						
	2W Voice Unbundled 2-Way PBX Hotel/Hospital Economy Administrative Calling Port			UEPSP	UEPXL	1 40	39 06	18 18	12 35	0 7187		11 90						
	2W Voice Unbundled 2-Way PBX Hotel/Hospital Economy Room Calling Port			UEPSP	UEPXM	1 40	39 06	18 18	12 35	0 7187		11 90						
	2W Voice Unbundled 1-Way Outgoing PBX Hotel/Hospital Discount Room Calling Port			UEPSP	UEPXO	1 40	39 06	18 18	12 35	0 7187		11 90						
	2W Voice Unbundled 1-Way Outgoing PBX Measured Port			UEPSP	UEPXS	1 40	39 06	18 18	12 35	0 7187		11 90						
	Subsqnt Activity			UEPSP	USASC	0 00	0 00	0 00				11 90						
FEATURES																		
	All Available Vertical Features			UEPSP	UEPSE	2 26	0 00	0 00				11 90						
EXCHANGE PORT RATES (COIN)																		
	Exchange Ports-Coin Port					1 40	3 74	3 63	1 88	1 80		11 90						
NOTE Transmission/usage charges associated with POTS circuit switched usage will also apply to circuit switched voice and/or circuit switched data transmission by B-Channels associated with 2W ISDN ports																		
NOTE. Access to B Channel or D Channel Packet capabilities will be available only through BFR/NBR Process Rates for the packet capabilities will be determined via the BFR/NBR Process																		
UNBUNDLED LOCAL EXCHANGE SWITCHING(PORTS)																		

UNBUNDLED NETWORK ELEMENTS - Florida										Attachment: 2		Exhibit B				
CATEGORY	RATE ELEMENTS	Interm	Zone	BCS	USOC	RATES (\$)					Svc Order Submitted Manually per LSR	Svc Order Submitted Manually per LSR	Incremental Charge - Manual Svc Order vs. Electronic-1st	Incremental Charge - Manual Svc Order vs. Electronic-Add'l	Incremental Charge - Manual Svc Order vs. Electronic-Disc 1st	Incremental Charge - Manual Svc Order vs. Electronic-Disc Add'l
						Recurring	Nonrecurring		NRC Disconnect							
						First	Add'l	First	Add'l	SOMEc	SOMAN	SOMAN	SOMAN	SOMAN	SOMAN	SOMAN
EXCHANGE PORT RATES																
	Exchange Ports-2W DID Port			UEPEX	UEPP2	8.73	78.41	15.82	41.94	4.26		11.90				1.83
	Exchange Ports-DDITS Port-4W DS1 Port with DID capability			UEPDD	UEPDD	54.95	151.11	77.75	48.81	3.10		11.90				1.83
	Exchange Ports-2W ISDN Port (See Notes below)			UEPTX UEPSX	U1PMA	8.83	46.83	50.68	27.64	11.93		11.90				1.83
	All Features Offered			UEPTX UEPSX	UEPVF	2.26	0.00	0.00				11.90				1.83
NOTE: Transmission/usage charges associated with POTS circuit switched usage will also apply to circuit switched voice and/or circuit switched data transmission by B-Channels associated with 2W ISDN ports.																
NOTE: Access to B Channel or D Channel Packet capabilities will be available only through BFR/NBR Process. Rates for the packet capabilities will be determined via the BFR/NBR Process.																
	Exchange Ports-2W ISDN Port-- Channel Profiles			UEPTX UEPSX	U1UMA	0.00	0.00	0.00								
	Exchange Ports-4W ISDN DS1 Port			UEPEX	UEPEX	82.74	174.61	95.17	49.80	18.23		11.90				1.83
UNBUNDLED PORT with REMOTE CALL FORWARDING CAPABILITY																
UNBUNDLED REMOTE CALL FORWARDING SERVICE - RESIDENCE																
	Unbundled Remote Call Forwarding Service, Area Calling, Res			UEPVR	UERAC	1.40	3.74	3.63	1.88	1.80		11.90				
	Unbundled Remote Call Forwarding Service, Local Calling-Res			UEPVR	UERLC	1.40	3.74	3.63	1.88	1.80		11.90				
	Unbundled Remote Call Forwarding Service, InterLATA-Res			UEPVR	UERTE	1.40	3.74	3.63	1.88	1.80		11.90				
	Unbundled Remote Call Forwarding Service, IntraLATA-Res			UEPVR	UERTR	1.40	3.74	3.63	1.88	1.80		11.90				
Non-Recurring																
	Unbundled Remote Call Forwarding Service-Conversion-Switch-as-is			UEPVR	USAC2		0.102	0.102				11.90				
	Unbundled Remote Call Forwarding Service-Conversion with allowed change (PIC and LPIC)			UEPVR	USACC		0.102	0.102								
UNBUNDLED REMOTE CALL FORWARDING - Bus																
	Unbundled Remote Call Forwarding Service, Area Calling-Bus			UEPVB	UERAC	1.40	3.74	3.63	1.88	1.80		11.90				
	Unbundled Remote Call Forwarding Service, Local Calling-Bus			UEPVB	UERLC	1.40	3.74	3.63	1.88	1.80		11.90				
	Unbundled Remote Call Forwarding Service, InterLATA-Bus			UEPVB	UERTE	1.40	3.74	3.63	1.88	1.80		11.90				
	Unbundled Remote Call Forwarding Service, IntraLATA-Bus			UEPVB	UERTR	1.40	3.74	3.63	1.88	1.80		11.90				
	Unbundled Remote Call Forwarding Service Expanded and Exception Local Calling			UEPVB	UERVJ	1.40	3.74	3.63	1.88	1.80		11.90				
Non-Recurring																
	Unbundled Remote Call Forwarding Service-Conversion-Switch-as-is			UEPVB	USAC2		0.102	0.102				11.90				
	Unbundled Remote Call Forwarding Service-Conversion with allowed change (PIC and LPIC)			UEPVB	USACC		0.102	0.102								
UNBUNDLED LOCAL SWITCHING, PORT USAGE																
End Office Switching (Port Usage)																
	End Office Switching Function, Per MOU					0.0007662										
	End Office Trunk Port-Shared, Per MOU					0.000164										
Tandem Switching (Port Usage) (Local or Access Tandem)																
	Tandem Switching Function Per MOU					0.0001319										
	Tandem Trunk Port-Shared, Per MOU					0.000235										
Common Transport																
	Common Transport-Per mi Per MOU					0.0000035										
	Common Transport-Facilities Term Per MOU					0.0004372										
UNBUNDLED PORT/LOOP COMBINATIONS - COST BASED RATES																
Cost Based Rates are applied where BellSouth is required by FCC and/or Commission rule to provide Unbundled Local Switching or Switch Ports.																
Features shall apply to the Unbundled Port/Loop Combination - Cost Based Rate section in the same manner as they are applied to the Stand-Alone Unbundled Port section of this Exhibit.																
End Office & Tandem Switching Usage & Common Transport Usage rates in the Port section of this exhibit shall apply to all combinations of loop/port network elements except for UNE Coin Port/Loop Combinations.																
The first and add'l Port NRC charges apply to Not Currently Combined Combos. For Currently Combined Combos the NRC charges shall be those identified in the NRC - Currently Combined sections.																
2-WIRE VOICE GRADE LOOP WITH 2-WIRE LINE PORT (RES)																
UNE Port/Loop Combination Rates																
	2W VG Loop/Port Combo-Zone 1		1			10.94										
	2W VG Loop/Port Combo-Zone 2		2			15.05										
	2W VG Loop/Port Combo-Zone 3		3			25.80										
UNE Loop Rates																
	2W VG Loop (SL1)-Zone 1		1	UEPRX	UEPLX	9.77										
	2W VG Loop (SL1)-Zone 2		2	UEPRX	UEPLX	13.88										
	2W VG Loop (SL1)-Zone 3		3	UEPRX	UEPLX	24.63										
2-Wire Voice Grade Line Port Rates (Res)																
	2W voice unbundled port-Res			UEPRX	UEPRL	1.17	53.31	26.46	27.50	8.37		11.90				
	2W voice unbundled port with Caller ID-res			UEPRX	UEPRC	1.17	53.31	26.46	27.50	8.37		11.90				
	2W voice unbundled port outgoing only-res			UEPRX	UEPRO	1.17	53.31	26.46	27.50	8.37		11.90				
	2W voice unbundled FL Area Calling with Caller ID-res			UEPRX	UEPAF	1.17	53.31	26.46	27.50	8.37		11.90				
	2W voice unbundles res, low usage line port with Caller ID (LUM)			UEPRX	UEPAP	1.17	53.31	26.46	27.50	8.37		11.90				

UNBUNDLED NETWORK ELEMENTS - Florida

CATEGORY	RATE ELEMENTS	Intem	Zone	BCS	USOC	RATES (\$)					Svc Order Submitted Elec per LSR	Svc Order Manually per LSR	Attachment: 2		Exhibit: B		
						Recurring	Nonrecurring		NRC Disconnect				SOME C	SOMAN	SOMAN	SOMAN	SOMAN
							First	Add'l	First	Add'l							
	2W voice unbundled FL extended dialing port for use with CREX7 and Caller ID			UEPRX	UEPA1	1 17	53 31	26 46	27 50	8 37		11 90					
	2W voice unbundled FL extended dialing port for use with CREX7, w/o Caller ID capability			UEPRX	UEPA8	1 17	53 31	26 46	27 50	8 37		11 90					
	2W voice unbundled FL Area Calling Port w/o Caller ID Capability			UEPRX	UEPA9	1 17	53 31	26 46	27 50	8 37		11 90					
	2W voice unbundled Low Usage Line Port w/o Caller ID Capability			UEPRX	UEPRT	1 17	53 31	26 46	27 50	8 37		11 90					
	FEATURES																
	All Features Offered			UEPRX	UEPVF	2 26	0 00	0 00				11 90					
	LOCAL NUMBER PORTABILITY																
	Local Number Portability (1 per port)			UEPRX	LNPCX	0 35											
	NONRECURRING CHARGES (NRCs) - CURRENTLY COMBINED																
	2W VG Loop/Line Port Combination-Conversion-Switch-as-is			UEPRX	USAC2		0 102	0 102				11 90					
	2W VG Loop/Line Port Combination-Conversion-Switch w change			UEPRX	USACC		0 102	0 102				11 90					
	ADDITIONAL NRCs																
	2W VG Loop/Line Port Combination-Subsqnt Activity			UEPRX	USAS2	0 00	0 00	0 00				11 90					
	2-WIRE VOICE GRADE LOOP WITH 2-WIRE LINE PORT (BUS)																
	UNE Port/Loop Combination Rates																
	2W VG Loop/Port Combo-Zone 1		1			10 94											
	2W VG Loop/Port Combo-Zone 2		2			15 05											
	2W VG Loop/Port Combo-Zone 3		3			25 80											
	UNE Loop Rates																
	2W VG Loop (SL1)-Zone 1		1	UEPBX	UEPLX	9 77											
	2W VG Loop (SL1)-Zone 2		2	UEPBX	UEPLX	13 88											
	2W VG Loop (SL1)-Zone 3		3	UEPBX	UEPLX	24 63											
	2-Wire Voice Grade Line Port (Bus)																
	2W voice unbundled port w/o Caller ID-bus			UEPBX	UEPBL	1 17	53 31	26 46	27 50	8 37		11 90					
	2W voice unbundled port with Caller + E484 ID-bus			UEPBX	UEPBC	1 17	53 31	26 46	27 50	8 37		11 90					
	2W voice unbundled port outgoing only-bus			UEPBX	UEPBO	1 17	53 31	26 46	27 50	8 37		11 90					
	2W voice unbundled incoming only port with Caller ID-Bus			UEPBX	UEPB1	1 17	53 31	26 46	27 50	8 37		11 90					
	2W voice unbundled Incoming Only Port w/o Caller ID Capability			UEPBX	UEPBE	1 17	53 31	26 46	27 50	8 37		11 90					
	LOCAL NUMBER PORTABILITY																
	Local Number Portability (1 per port)			UEPBX	LNPCX	0 35											
	FEATURES																
	All Features Offered			UEPBX	UEPVF	2 26	0 00	0 00				11 90					
	NONRECURRING CHARGES (NRCs) - CURRENTLY COMBINED																
	2W VG Loop/Line Port Combination-Conversion-Switch-as-is			UEPBX	USAC2		0 102	0 102				11 90					
	2W VG Loop/Line Port Combination-Conversion-Switch w change			UEPBX	USACC		0 102	0 102				11 90					
	ADDITIONAL NRCs																
	2W VG Loop/Line Port Combination-Subsqnt Activity			UEPBX	USAS2		0 00	0 00				11 90					
	2-WIRE VOICE GRADE LOOP WITH 2-WIRE LINE PORT (RES - PBX)																
	UNE Port/Loop Combination Rates																
	2W VG Loop/Port Combo-Zone 1		1			10 94											
	2W VG Loop/Port Combo-Zone 2		2			15 05											
	2W VG Loop/Port Combo-Zone 3		3			25 80											
	UNE Loop Rates																
	2W VG Loop (SL 1)-Zone 1		1	UEPRG	UEPLX	9 77											
	2W VG Loop (SL 1)-Zone 2		2	UEPRG	UEPLX	13 88											
	2W VG Loop (SL 1)-Zone 3		3	UEPRG	UEPLX	24 63											
	2-Wire Voice Grade Line Port Rates (RES - PBX)																
	2W VG Unbundled Combination 2-Way PBX Trunk Port-Res			UEPRG	UEPRD	1 17	174 81	100 65	75 88	12 73		11 90					
	LOCAL NUMBER PORTABILITY																
	Local Number Portability (1 per port)			UEPRG	LNPCP	3 15	0 00	0 00				11 90					

UNBUNDLED NETWORK ELEMENTS - Florida										Attachment 2		Exhibit B			
CATEGORY	RATE ELEMENTS	Interm	Zone	BCS	USOC	RATES (\$)				Svc Order Submitted per LSR	Svc Order Submitted Manually per LSR	Incremental Charge - Manual Svc Order vs Electronic-1st	Incremental Charge - Manual Svc Order vs Electronic-Add'l	Incremental Charge - Manual Svc Order vs Electronic-Disc 1st	Incremental Charge - Manual Svc Order vs Electronic-Disc Add'l
						Recurring	Nonrecurring		NRC Disconnect						
							First	Add'l	First	Add'l	SOMEc	SOMAN	SOMAN	SOMAN	SOMAN
FEATURES															
	All Features Offered			UEPRG	UEPVF	2.26	0.00	0.00				11.90			
NONRECURRING CHARGES (NRCs) - CURRENTLY COMBINED															
	2W VG Loop/Line Port Combination (PBX)-Conversion-Switch-As-Is			UEPRG	USAC2		8.45	1.91				11.90			
	2W VG Loop/Line Port Combination (PBX)-Conversion-Switch with Change			UEPRG	USACC		8.45	1.91				11.90			
ADDITIONAL NRCs															
	2W VG Loop/Line Port Combination (PBX)-Subsqnt Activity			UEPRG	USAS2	0.00	0.00	0.00				11.90			
	PBX Subsqnt Activity-Change/Rearrange Multiline Hunt Group						7.86	7.86				11.90			
2-WIRE VOICE GRADE LOOP WITH 2-WIRE LINE PORT (BUS - PBX)															
UNE Port/Loop Combination Rates															
	2W VG Loop/Port Combo-Zone 1		1			10.94									
	2W VG Loop/Port Combo-Zone 2		2			15.05									
	2W VG Loop/Port Combo-Zone 3		3			25.80									
UNE Loop Rates															
	2W VG Loop (SL 1)-Zone 1		1	UEPPX	UEPLX	9.77									
	2W VG Loop (SL 1)-Zone 2		2	UEPPX	UEPLX	13.88									
	2W VG Loop (SL 1)-Zone 3		3	UEPPX	UEPLX	24.63									
2-Wire Voice Grade Line Port Rates (BUS - PBX)															
	Line Side Unbundled Combination 2-Way PBX Trunk Port-Bus			UEPPX	UEPPC	1.17	174.81	100.65	75.88	12.73		11.90			
	Line Side Unbundled Outward PBX Trunk Port-Bus			UEPPX	UEPPO	1.17	174.81	100.65	75.88	12.73		11.90			
	Line Side Unbundled Incoming PBX Trunk Port-Bus			UEPPX	UEPP1	1.17	174.81	100.65	75.88	12.73		11.90			
	2W Voice Unbundled PBX LD Terminal Ports			UEPPX	UEPLD	1.17	174.81	100.65	75.88	12.73		11.90			
	2W Voice Unbundled 2-Way Combination PBX Usage Port			UEPPX	UEPXA	1.17	174.81	100.65	75.88	12.73		11.90			
	2W Voice Unbundled PBX Toll Terminal Hotel Ports			UEPPX	UEPXB	1.17	174.81	100.65	75.88	12.73		11.90			
	2W Voice Unbundled PBX LD DDD Terminals Port			UEPPX	UEPXC	1.17	174.81	100.65	75.88	12.73		11.90			
	2W Voice Unbundled PBX LD Terminal Switchboard Port			UEPPX	UEPXD	1.17	174.81	100.65	75.88	12.73		11.90			
	2W Voice Unbundled PBX LD Terminal Switchboard IDD Capable Port			UEPPX	UEPXE	1.17	174.81	100.65	75.88	12.73		11.90			
	2W Voice Unbundled 2-Way PBX Hotel/Hospital Economy Administrative Calling Port			UEPPX	UEPXL	1.17	174.81	100.65	75.88	12.73		11.90			
	2W Voice Unbundled 2-Way PBX Hotel/Hospital Economy Room Calling Port			UEPPX	UEPXM	1.17	174.81	100.65	75.88	12.73		11.90			
	2W Voice Unbundled 1-Way Outgoing PBX Hotel/Hospital Discount Room Calling Port			UEPPX	UEPXD	1.17	174.81	100.65	75.88	12.73		11.90			
	2W Voice Unbundled 1-Way Outgoing PBX Measured Port			UEPPX	UEPXS	1.17	174.81	100.65	75.88	12.73		11.90			
LOCAL NUMBER PORTABILITY															
	Local Number Portability (1 per port)			UEPPX	LNPcP	3.15	0.00	0.00				11.90			
FEATURES															
	All Features Offered			UEPPX	UEPVF	2.26	0.00	0.00				11.90			
NONRECURRING CHARGES (NRCs) - CURRENTLY COMBINED															
	2W VG Loop/Line Port Combination (PBX)-Conversion-Switch-As-Is			UEPPX	USAC2		8.45	1.91				11.90			
	2W VG Loop/Line Port Combination (PBX)-Conversion-Switch with Change			UEPPX	USACC		8.45	1.91				11.90			
ADDITIONAL NRCs															
	2W VG Loop/Line Port Combination (PBX)-Subsqnt Activity			UEPPX	USAS2	0.00	0.00	0.00				11.90			
	PBX Subsqnt Activity-Change/Rearrange Multiline Hunt Group						7.86	7.86				11.90			
2-WIRE VOICE GRADE LOOP WITH 2-WIRE ANALOG LINE COIN PORT															
UNE Port/Loop Combination Rates															
	2W VG Coin Port/Loop Combo - Zone 1		1			10.94									
	2W VG Coin Port/Loop Combo - Zone 2		2			15.05									
	2W VG Coin Port/Loop Combo - Zone 3		3			25.80									
UNE Loop Rates															
	2W VG Loop (SL1)-Zone 1		1	UEPCO	UEPLX	9.77									
	2W VG Loop (SL1)-Zone 2		2	UEPCO	UEPLX	13.88									
	2W VG Loop (SL1)-Zone 3		3	UEPCO	UEPLX	24.63									

UNBUNDLED NETWORK ELEMENTS - Florida

CATEGORY	RATE ELEMENTS	Interm	Zone	BCS	USOC	RATES (\$)				Svc Order Submitted Manually per LSR	Svc Order Submitted Manually per LSR	Attachment 2		Exhibit B		
						Recurring	Nonrecurring		NRC Disconnect			Incremental Charge - Manual Svc Order vs Electronic-1st	Incremental Charge - Manual Svc Order vs. Electronic-Add'l	Incremental Charge - Manual Svc Order vs Electronic-Disc 1st	Incremental Charge - Manual Svc Order vs Electronic-Disc Add'l	
							First	Add'l	First							Add'l
2-Wire Voice Grade Line Ports (COIN)																
	2W Coin 2-Way with Oper Screening and Blocking 011, 900/976 1+DDD (FL)			UEPCO	UEP2F	1 17	53 31	26 46	27 50	8 37		11 90				
	2W Coin 2-Way with Oper Screening and 011 Blocking (FL)			UEPCO	UEPFA	1 17	53 31	26 46	27 50	8 37		11 90				
	2W Coin 2-Way with Oper Screening and Blocking 900/976, 1+DDD, 011+, and Local (FL)			UEPCO	UEPCG	1 17	53 31	26 46	27 50	8 37		11 90				
	2W Coin Outward with Oper Screening and 011 Blocking			UEPCO	UEPRK	1 17	53 31	26 46	27 50	8 37		11 90				
	2W Coin Outward with Oper Screening and Blocking 900/976, 1+DDD, 011+			UEPCO	UEPOF	1 17	53 31	26 46	27 50	8 37		11 90				
	2W Coin Outward with Oper Screening and Blocking 900/976, 1+DDD, 011+, and Local			UEPCO	UEPCQ	1 17	53 31	26 46	27 50	8 37		11 90				
	2W 2-Way Smartline with 900/976			UEPCO	UEPCK	1 17	53 31	26 46	27 50	8 37		11 90				
	2W Coin Outward Smartline with 900/976			UEPCO	UEPCR	1 17	53 31	26 46	27 50	8 37		11 90				
ADDITIONAL UNE COIN PORT/LOOP (RC)																
	UNE Coin Port/Loop Combo Usage (Flat Rate)			UEPCO	URECU	1 86	0 00	0 00	0 00	0 00		11 90				
LOCAL NUMBER PORTABILITY																
	Local Number Portability (1 per port)			UEPCO	LNPCX	0 35										
NONRECURRING CHARGES - CURRENTLY COMBINED																
	2W VG Loop/Line Port Combination-Conversion-Switch-as-is			UEPCO	USAC2		0 102	0 102				11 90				
	2W VG Loop/Line Port Combination-Conversion-Switch w change			UEPCO	USACC		0 102	0 102				11 90				
ADDITIONAL NRCs																
	2W VG Loop/Line Port Combination-Subsqnt Activty			UEPCO	USAS2		0 00	0 00				11 90				
2-WIRE VOICE LOOP/ 2WIRE VOICE GRADE IO TRANSPORT/ 2-WIRE LINE PORT (RES)																
UNE Port/Loop Combination Rates																
	2W VG Loop/IO Tranport/Port Combo-Zone 1		1									13 64				
	2W VG Loop/IO Tranport/Port Combo-Zone 2		2									18 80				
	2W VG Loop/IO Tranport/Port Combo-Zone 3		3									32 27				
UNE Loop Rates																
	2W VG Loop (SL2)-Zone 1		1	UEPFR	UECF2							12 24				
	2W VG Loop (SL2)-Zone 2		2	UEPFR	UECF2							17 40				
	2W VG Loop (SL2)-Zone 3		3	UEPFR	UECF2							30 87				
2-Wire Voice Grade Line Port Rates (Res)																
	2W voice unbundled port-Res			UEPFR	UEPRL	1 40	174 81	100 65	75 88	12 73		11 90				
	2W voice unbundled port with Caller ID-res			UEPFR	UEPRC	1 40	174 81	100 65	75 88	12 73		11 90				
	2W voice unbundled port outgoing only-res			UEPFR	UEPRO	1 40	174 81	100 65	75 88	12 73		11 90				
	2W voice unbundled FL Area Calling with Caller ID-res			UEPFR	UEPAF	1 40	174 81	100 65	75 88	12 73		11 90				
	2W voice unbundles res. low usage line port with Caller ID (LUM)			UEPFR	UEPAP	1 40	174 81	100 65	75 88	12 73		11 90				
INTEROFFICE TRANSPORT																
	Interoffice Transport-Dedicated-2W VG-Facility Term			UEPFR	U1TV2	25 32		47 35	31 78							
	Interoffice Transport-Dedicated-2W VG-Per mi or Fraction mi			UEPFR	1L5XX	0 0091										
FEATURES																
	All Features Offered			UEPFR	UEPVF	2 26	0 00	0 00				11 90				
LOCAL NUMBER PORTABILITY																
	Local Number Portability (1 per port)			UEPFR	LNPCX	0 35										
NONRECURRING CHARGES (NRCs) - CURRENTLY COMBINED																
	2W Loop/Dedicated IO Transport/2W Line Port Combination-Conversion-Switch-as-is			UEPFR	USAC2		16 97	3 73				11 90				
	2W Loop/Dedicated IO Transport/2W Line Port Combination-Conversion-Switch-With-Change			UEPFR	USACC		16 97	3 73				11 90				
2-WIRE VOICE LOOP/ 2WIRE VOICE GRADE IO TRANSPORT/ 2-WIRE LINE PORT (BUS)																
UNE Port/Loop Combination Rates																
	2W VG Loop/IO Tranport/Port Combo-Zone 1		1									13 64				
	2W VG Loop/IO Tranport/Port Combo-Zone 2		2									18 80				
	2W VG Loop/IO Tranport/Port Combo-Zone 3		3									32 27				
UNE Loop Rates																
	2W VG Loop (SL2)-Zone 1		1	UEPFB	UECF2							12 24				
	2W VG Loop (SL2)-Zone 2		2	UEPFB	UECF2							17 40				
	2W VG Loop (SL2)-Zone 3		3	UEPFB	UECF2							30 87				

UNBUNDLED NETWORK ELEMENTS - Florida

CATEGORY	RATE ELEMENTS	Interm	Zone	BCS	USOC	RATES (\$)					Svc Order Submitted per LSR	Svc Order Submitted Manually per LSR	Attachment 2		Exhibit B			
						Recurring	Nonrecurring		NRC Disconnect				SOME C	SOMAN	Incremental Charge - Manual Svc Order vs Electronic-1st	Incremental Charge - Manual Svc Order vs Electronic-Add'l	Incremental Charge - Manual Svc Order vs Electronic-Disc 1st	Incremental Charge - Manual Svc Order vs Electronic-Disc Add'l
							First	Add'l	First	Add'l								
												SOMAN	SOMAN	SOMAN	SOMAN			
2-Wire Voice Grade Line Port (Bus)																		
	2W voice unbundled port w/o Caller ID-bus			UEPFB	UEPBL	1 40	174 81	100 65	75 88	12 73			11 90					
	2W voice unbundled port with Caller + E484 ID-bus			UEPFB	UEPBC	1 40	174 81	100 65	75 88	12 73			11 90					
	2W voice unbundled port outgoing only-bus			UEPFB	UEPBO	1 40	174 81	100 65	75 88	12 73			11 90					
	2W voice unbundled incoming only port with Caller ID-Bus			UEPFB	UEPB1	1 40	174 81	100 65	75 88	12 73			11 90					
LOCAL NUMBER PORTABILITY																		
	Local Number Portability (1 per port)			UEPFB	LNPCX	0 35												
INTEROFFICE TRANSPORT																		
	Interoffice Transport-Dedicated-2W VG-Facility Term			UEPFB	U1TV2	25 32	47 35	31 78										
	Interoffice Transport-Dedicated-2W VG-Per m or Fraction m			UEPFB	1L5XX	0 0091												
FEATURES																		
	All Features Offered			UEPFB	UEPVF	2 26	0 00	0 00					11 90					
NONRECURRING CHARGES (NRCs) - CURRENTLY COMBINED																		
	2W Loop/Dedicated IO Transport/2W Line Port Combination-Conversion-Switch-as-is			UEPFB	USAC2		16 97	3 73					11 90					
	2W Loop/Dedicated IO Transport/2W Line Port Combination-Conversion-Switch with change			UEPFB	USACC		16 97	3 73					11 90					
2-WIRE VOICE GRADE LOOP WITH 2-WIRE LINE PORT (BUS - PBX)																		
UNE Port/Loop Combination Rates																		
	2W VG Loop/IO Transport/Port Combo-Zone 1		1			13 64												
	2W VG Loop/IO Transport/Port Combo-Zone 2		2			18 80												
	2W VG Loop/IO Transport/Port Combo-Zone 3		3			32 27												
UNE Loop Rates																		
	2W VG Loop (SL2)-Zone 1		1	UEPFP	UECF2	12 24												
	2W VG Loop (SL2)-Zone 2		2	UEPFP	UECF2	17 40												
	2W VG Loop (SL2)-Zone 3		3	UEPFP	UECF2	30 87												
2-Wire Voice Grade Line Port Rates (BUS - PBX)																		
	Line Side Unbundled Combination 2-Way PBX Trunk Port-Bus			UEPFP	UEPPC	1 40	174 81	100 65	75 88	12 73			11 90					
	Line Side Unbundled Outward PBX Trunk Port-Bus			UEPFP	UEPPO	1 40	174 81	100 65	75 88	12 73			11 90					
	Line Side Unbundled Incoming PBX Trunk Port-Bus			UEPFP	UEPP1	1 40	174 81	100 65	75 88	12 73			11 90					
	2W Voice Unbundled PBX LD Terminal Ports			UEPFP	UEPLD	1 40	174 81	100 65	75 88	12 73			11 90					
	2W Voice Unbundled 2-Way Combination PBX Usage Port			UEPFP	UEPXA	1 40	174 81	100 65	75 88	12 73			11 90					
	2W Voice Unbundled PBX Toll Terminal Hotel Ports			UEPFP	UEPXB	1 40	174 81	100 65	75 88	12 73			11 90					
	2W Voice Unbundled PBX LD DDD Terminals Port			UEPFP	UEPXC	1 40	174 81	100 65	75 88	12 73			11 90					
	2W Voice Unbundled PBX LD Terminal Switchboard Port			UEPFP	UEPXD	1 40	174 81	100 65	75 88	12 73			11 90					
	2W Voice Unbundled PBX LD Terminal Switchboard IDD Capable Port			UEPFP	UEPXE	1 40	174 81	100 65	75 88	12 73			11 90					
	2W Voice Unbundled 2-Way PBX Hotel/Hospital Economy Administrative Calling Port			UEPFP	UEPXL	1 40	174 81	100 65	75 88	12 73			11 90					
	2W Voice Unbundled 2-Way PBX Hotel/Hospital Economy Room Calling Port			UEPFP	UEPXM	1 40	174 81	100 65	75 88	12 73			11 90					
	2W Voice Unbundled 1-Way Outgoing PBX Hotel/Hospital Discount Room Calling Port			UEPFP	UEP XO	1 40	174 81	100 65	75 88	12 73			11 90					
	2W Voice Unbundled 1-Way Outgoing PBX Measured Port			UEPFP	UEPXS	1 40	174 81	100 65	75 88	12 73			11 90					
LOCAL NUMBER PORTABILITY																		
	Local Number Portability (1 per port)			UEPFP	LNPCP	3 15	0 00	0 00					11 90					
INTEROFFICE TRANSPORT																		
	Interoffice Transport-Dedicated-2W VG-Facility Term			UEPFP	U1TV2	25 32	47 35	31 78										
	Interoffice Transport-Dedicated-2W VG-Per m or Fraction m			UEPFP	1L5XX	0 0091												
FEATURES																		
	All Features Offered			UEPFP	UEPVF	2 26	0 00	0 00					11 90					
NONRECURRING CHARGES (NRCs) - CURRENTLY COMBINED																		
	2W Loop/Dedicated IO Transport/2W Line Port Combination-Conversion-Switch-as-is			UEPFP	USAC2		16 97	3 73					11 90					
	2W Loop/Dedicated IO Transport/2W Line Port Combination-Conversion-Switch with change			UEPFP	USACC		16 97	3 73					11 90					

UNBUNDLED NETWORK ELEMENTS - Florida

CATEGORY	RATE ELEMENTS	Interm	Zone	BCS	USOC	RATES (\$)				Svc Order Submitted Elec per LSR	Svc Order Submitted Manually per LSR	Attachment: 2		Exhibit: B				
						Recurring	Nonrecurring		NRC Disconnect			SOMEK	SOMAN	Incremental Charge - Manual Svc Order vs Electronic-1st	Incremental Charge - Manual Svc Order vs Electronic-Disc 1st	Incremental Charge - Manual Svc Order vs Electronic-Disc Add'l	Incremental Charge - Manual Svc Order vs Electronic-Disc Add'l	
							First	Add'l	First									Add'l
UNBUNDLED PORT/LOOP COMBINATIONS - COST BASED RATES																		
2-WIRE VOICE GRADE LOOP - BUS ONLY - WITH 2-WIRE DID TRUNK PORT																		
UNE Port/Loop Combination Rates																		
	2W VG Loop/2W DID Trunk Port Combo-UNE Zone 1		1			20.95												
	2W VG Loop/2W DID Trunk Port Combo-UNE Zone 2		2			26.11												
	2W VG Loop/2W DID Trunk Port Combo-UNE Zone 3		3			39.58												
UNE Loop Rates																		
	2W Analog VG Loop- (SL2)-UNE Zone 1		1	UEPPX	UECD1	12.24					11.90			1.83				
	2W Analog VG Loop- (SL2)-UNE Zone 2		2	UEPPX	UECD1	17.40					11.90			1.83				
	2W Analog VG Loop- (SL2)-UNE Zone 3		3	UEPPX	UECD1	30.87					11.90			1.83				
UNE Port Rate																		
	Exchange Ports-2W DID Port			UEPPX	UEPD1	8.71	214.16	98.29			11.90			1.83				
NONRECURRING CHARGES - CURRENTLY COMBINED																		
	2W VG Loop/2W DID Trunk Port Combination-Switch-as-is			UEPPX	USAC1		7.85	1.87			11.90							
	2W VG Loop/2W DID Trunk Port Conversion with BST Allowable Changes			UEPPX	USA1C		7.85	1.87			11.90							
ADDITIONAL NRCs																		
	2W DID Subsqnt Activity-Add Trunks, Per Trunk			UEPPX	USAS1		32.26	32.26			11.90							
Telephone Number/Trunk Group Establishment Charges																		
	DID Trunk Term (One Per Port)			UEPPX	NDT	0.00	0.00	0.00			11.90			1.83				
	DID Numbers, Establish Trunk Group & Provide 1st Group of 20 DID Nos			UEPPX	NDZ	0.00	0.00	0.00			11.90			1.83				
	Add'l DID Numbers for each Group of 20 DID Numbers			UEPPX	ND4	0.00	0.00	0.00			11.90			1.83				
	DID Numbers, Non- consecutive DID Numbers, Per Number			UEPPX	ND5	0.00	0.00	0.00			11.90			1.83				
	Reserve Non-Consecutive DID numbers			UEPPX	ND6	0.00	0.00	0.00			11.90			1.83				
	Reserve DID Numbers			UEPPX	NDV	0.00	0.00	0.00			11.90			1.83				
LOCAL NUMBER PORTABILITY																		
	Local Number Portability (1 per port)			UEPPX	LNPCP	3.15	0.00	0.00										
2-WIRE ISDN DIGITAL GRADE LOOP WITH 2-WIRE ISDN DIGITAL LINE SIDE PORT																		
UNE Port/Loop Combination Rates																		
	2W ISDN Digital Grade Loop/2W ISDN Digital Line Side Port-UNE Zone 1		1	UEPPB	UEPPR	22.63												
	2W ISDN Digital Grade Loop/2W ISDN Digital Line Side Port-UNE Zone 2		2	UEPPB	UEPPR	29.05												
	2W ISDN Digital Grade Loop/2W ISDN Digital Line Side Port-UNE Zone 3		3	UEPPB	UEPPR	45.84												
UNE Loop Rates																		
	2W ISDN Digital Grade Loop-UNE Zone 1		1	UEPPB	UEPPR	USL2X	15.25				11.90			1.83				
	2W ISDN Digital Grade Loop-UNE Zone 2		2	UEPPB	UEPPR	USL2X	21.67				11.90			1.83				
	2W ISDN Digital Grade Loop-UNE Zone 3		3	UEPPB	UEPPR	USL2X	38.46				11.90			1.83				
UNE Port Rate																		
	Exchange Port-2W ISDN Line Side Port			UEPPB	UEPPR	UEPPB	7.38	194.52	145.09		11.09			1.83				
NONRECURRING CHARGES - CURRENTLY COMBINED																		
	2W ISDN Digital Grade Loop/2W ISDN Line Side Port Combination-Conversion			UEPPB	UEPPR	USACB	0.00	25.22	17.00		11.90			1.83				
ADDITIONAL NRCs																		
LOCAL NUMBER PORTABILITY																		
	Local Number Portability (1 per port)			UEPPB	UEPPR	LNPCX	0.35	0.00	0.00									
B-CHANNEL USER PROFILE ACCESS.																		
	CVS/CSD (DMS/5ESS)			UEPPB	UEPPR	U1UCA	0.00	0.00	0.00									
	CVS (EWSD)			UEPPB	UEPPR	U1UCB	0.00	0.00	0.00									
	CSD			UEPPB	UEPPR	U1UCC	0.00	0.00	0.00									
B-CHANNEL AREA PLUS USER PROFILE ACCESS: (AL, KY, LA, MS SC, MS, & TN)																		
USER TERMINAL PROFILE																		
	User Terminal Profile (EWSD only)			UEPPB	UEPPR	U1UMA	0.00	0.00	0.00									
VERTICAL FEATURES																		
	All Vertical Features-One per Channel B User Profile			UEPPB	UEPPR	UEPVF	2.26	0.00	0.00		11.90							
INTEROFFICE CHANNEL MILEAGE																		
	Interoffice Channel miage each, including first mi and facilities Term			UEPPB	UEPPR	M1GNC	25.3291	47.35	31.78	18.31	7.03			1.83				
	Interoffice Channel miage each, Add'l mi			UEPPB	UEPPR	M1GNM	0.0091	0.00	0.00		11.90			1.83				
4-WIRE DS1 DIGITAL LOOP WITH 4-WIRE ISDN DS1 DIGITAL TRUNK PORT																		
UNE Port/Loop Combination Rates																		

UNBUNDLED NETWORK ELEMENTS - Florida

CATEGORY	RATE ELEMENTS	Intem	Zone	BCS	USOC	RATES (\$)	Svc Order Submitted Manually per LSR	Svc Order Submitted Manually per LSR	Attachment 2		Exhibit: B					
									Incremental Charge - Manual Svc Order vs Electronic-1st	Incremental Charge - Manual Svc Order vs Electronic-Add'l	Incremental Charge - Manual Svc Order vs Electronic-Disc 1st	Incremental Charge - Manual Svc Order vs Electronic-Disc Add'l				
									Recurring						Nonrecurring	
						First	Add'l	First	Add'l	SOMEK	SOMAN	SOMAN	SOMAN	SOMAN	SOMAN	
	4W DS1 Digital Loop/4W ISDN DS1 Digital Trunk Port-UNE Zone 1		1	UEPPP		153 48										
	4W DS1 Digital Loop/4W ISDN DS1 Digital Trunk Port-UNE Zone 2		2	UEPPP		183 28										
	4W DS1 Digital Loop/4W ISDN DS1 Digital Trunk Port-UNE Zone 3		3	UEPPP		261 12										
	UNE Loop Rates															
	4W DS1 Digital Loop-UNE Zone 1		1	UEPPP	USL4P	70 74					11 90					1 83
	4W DS1 Digital Loop-UNE Zone 2		2	UEPPP	USL4P	100 54					11 90					1 83
	4W DS1 Digital Loop-UNE Zone 3		3	UEPPP	USL4P	178 38					11 90					1 83
	UNE Port Rate															
	Exchange Ports-4W ISDN DS1 Port			UEPPP	UEPPP	82 74	488 36	276 65			11 90					1 83
	NONRECURRING CHARGES - CURRENTLY COMBINED															
	4W DS1 Digital Loop/4W ISDN DS1 Digital Trunk Port Combination-Conversion-Switch-as-is			UEPPP	USACP	0 00	84 17	61 38			11 90					1 83
	ADDITIONAL NRCs															
	4W DS1 Loop/4-W ISDN Digt Trk Port-Subsqtl Actvy- Inward/Two way Tel Nos			UEPPP	PR7TF		0 5412				11 90					1 83
	4W DS1 Loop/4W ISDN DS1 Digital Trunk Port-Outward Tel Nos			UEPPP	PR7TO		12 71	12 71			11 90					1 83
	4W DS1 Loop/4W ISDN DS1 Digital Trk Port-Subsqtl Inward Tel Nos			UEPPP	PR7ZT		25 42	25 42			11 90					1 83
	LOCAL NUMBER PORTABILITY															
	Local Number Portability (1 per port)			UEPPP	LNPCN	1 75										
	INTERFACE (Provisioning Only)															
	Voice/Data			UEPPP	PR71V	0 00	0 00	0 00								
	Digital Data			UEPPP	PR71D	0 00	0 00	0 00								
	Inward Data			UEPPP	PR71E	0 00	0 00	0 00								
	New or Additional "B" Channel															
	New or Add'l-Voice/Data B Channel			UEPPP	PR7BV	0 00	15 48				11 90					1 83
	New or Add'l-Digital Data B Channel			UEPPP	PR7BF	0 00	15 48				11 90					1 83
	New or Add'l Inward Data B Channel			UEPPP	PR7BD	0 00	15 48				11 90					1 83
	CALL TYPES															
	Inward			UEPPP	PR7C1	0 00	0 00	0 00								
	Outward			UEPPP	PR7CO	0 00	0 00	0 00								
	Two-way			UEPPP	PR7CC	0 00	0 00	0 00								
	Interoffice Channel Mileage															
	Fixed Each Including First mi			UEPPP	1LN1A	88 6256	105 54	98 47	21 47	19 05	11 90					1 93
	Each Airline-Fractional Add'l mi			UEPPP	1LN1B	0 1856										
	4-WIRE DS1 DIGITAL LOOP WITH 4-WIRE DDITS TRUNK PORT															
	UNE Port/Loop Combination Rates															
	4W DS1 Digital Loop/4W DDITS Trunk Port-UNE Zone 1		1	UEPDC		125 69					11 90					1 83
	4W DS1 Digital Loop/4W DDITS Trunk Port-UNE Zone 2		2	UEPDC		155 49					11 90					1 83
	4W DS1 Digital Loop/4W DDITS Trunk Port-UNE Zone 3		3	UEPDC		233 33					11 90					1 83
	UNE Loop Rates															
	4W DS1 Digital Loop-UNE Zone 1		1	UEPDC	USLDC	70 74					11 90					1 83
	4W DS1 Digital Loop-UNE Zone 2		2	UEPDC	USLDC	100 54					11 90					1 83
	4W DS1 Digital Loop-UNE Zone 3		3	UEPDC	USLDC	178 38					11 90					1 83
	UNE Port Rate															
	4W DDITS Digital Trunk Port			UEPDC	UDD1T	54 95	464 86	259 23			11 90					1 83
	NONRECURRING CHARGES - CURRENTLY COMBINED															
	4W DS1 Digital Loop/4W DDITS Trunk Port Combination-Switch-as-is			UEPDC	USAC4		95 31	46 71			11 90					1 83
	4W DS1 Digital Loop/4W DDITS Trunk Port Combination-Conversion with DS1 Changes			UEPDC	USAWA		95 31	46 71			11 90					1 83
	4W DS1 Digital Loop/4W DDITS Trunk Port Combination-Conversion with Change-Trunk			UEPDC	USAWB		95 31	46 71			11 90					1 83
	ADDITIONAL NRCs															
	4W DS1 Loop/4W DDITS Trunk Port-NRC-Subsqtl Channel Activation/Chan-2-Way Trunk			UEPDC	UDTTA		15 69	15 69			11 90					1 83
	4W DS1 Loop/4W DDITS Trunk Port-Subsqtl Channel Activation/Chan-1-Way Outward Trunk			UEPDC	UDTTB		15 69	15 69			11 90					1 83
	4W DS1 Loop/4W DDITS Trunk Port-Subsqtl Channel Activation/Chan Inward Trunk w/out DID			UEPDC	UDTTC		15 69	15 69			11 90					1 83
	4W DS1 Loop/4W DDITS Trunk Port-Subsqtl Chan Activation Per Chan-Inward Trunk with DID			UEPDC	UDTTD		15 69	15 69			11 90					1 83

UNBUNDLED NETWORK ELEMENTS - Florida

CATEGORY	RATE ELEMENTS	Interm	Zone	BCS	USOC	RATES (\$)				Svc Order Submitted per LSR	Svc Order Manually per LSR	Attachment: 2		Exhibit: B	
												Incremental Charge - Manual Order vs Electronic-1st	Incremental Charge - Manual Order vs Electronic-Add'l	Incremental Charge - Manual Order vs Electronic-Disc 1st	Incremental Charge - Manual Order vs Electronic-Disc Add'l
						Recurring	Nonrecurring		NRC Disconnect		OSS Rates(\$)				
	First	Add'l	First	Add'l	SOMEC	SOMAN	SOMAN	SOMAN	SOMAN	SOMAN	SOMAN	SOMAN			
	4W DS1 Loop/4W DDITS Trunk Port-Subsqnt Chan Activation/Chan-2-Way DID w User Trans			UEPDC	UDTTE		15 69	15 69				11 90			1 83
	BIPOLAR 8 ZERO SUBSTITUTION														
	B8ZS-Superframe Format			UEPDC	CCOSF		0 00	655 00				11 90			1 83
	B8ZS-Extended Superframe Format			UEPDC	CCOEF		0 00	655 00				11 90			1 83
	Alternate Mark Inversion														
	AMI-Superframe Format			UEPDC	MCOSF		0 00	0 00							
	AMI-Extended SuperFrame Format			UEPDC	MCOPO		0 00	0 00							
	Telephone Number/Trunk Group Establishment Charges														
	Telephone Number for 2-Way Trunk Group			UEPDC	UDTGX	0 00						11 90			1 83
	Telephone Number for 1-Way Outward Trunk Group			UEPDC	UDTGY	0 00						11 90			1 83
	Telephone Number for 1-Way Inward Trunk Group w/o DID			UEPDC	UDTGZ	0 00						11 90			1 83
	DID Numbers, Establish Trunk Group & Provide 1st Group of 20 DID Nos			UEPDC	NDZ	0 00	0 00	0 00				11 90			1 83
	DID Numbers for each Group of 20 DID Numbers			UEPDC	ND4	0 00						11 90			1 83
	DID Numbers, Non- consecutive DID Numbers , Per Number			UEPDC	ND5	0 00						11 90			1 83
	Reserve Non-Consecutive DID Nos			UEPDC	ND6	0 00	0 00	0 00				11 90			1 83
	Reserve DID Numbers			UEPDC	NDV	0 00	0 00	0 00				11 90			1 83
	Dedicated DS1 (Interoffice Channel Mileage) - FX/FCO for 4-Wire DS1 Digital Loop with 4-Wire DDITS Trunk Port														
	Interoffice Channel mileage-Fixed rate 0-8 mis (Facilities Term)			UEPDC	1LNO1	88 44	105 54	98 47	21 47	19 05		11 90			1 83
	Interoffice Channel mileage-Add'l rate per mi-0-8 mis			UEPDC	1LNOA	0 1856	0 00	0 00							
	Interoffice Channel mileage-Fixed rate 9-25 mis (Facilities Term)			UEPDC	1LNO2	0 00	0 00	0 00							
	Interoffice Channel mileage-Add'l rate per mi-9-25 mis			UEPDC	1LNOB	0 1856	0 00	0 00							
	Interoffice Channel mileage-Fixed rate 25+ mis (Facilities Term)			UEPDC	1LNO3	0 00	0 00	0 00	0 00						
	Interoffice Channel mileage-Add'l rate per mi-25+ mis			UEPDC	1LNOC	0 1856	0 00	0 00							
	Local Number Portability, per DS0 Activated			UEPDC	LNPCP	3 15	0 00	0 00	0 00						
	Central Office Terminating Point			UEPDC	CTG	0 00									
	4-WIRE DS1 LOOP WITH CHANNELIZATION WITH PORT														
	System is 1 DS1 Loop, 1 D4 Channel Bank, and up to 24 Feature Activations														
	Each System can have up to 24 combinations of rates depending on type and number of ports used														
	UNE DS1 Loop														
	4W DS1 Loop-UNE Zone 1		1	UEPMG	USLDC	70 74	0 00	0 00							
	4W DS1 Loop-UNE Zone 2		2	UEPMG	USLDC	100 54	0 00	0 00							
	4W DS1 Loop-UNE Zone 3		3	UEPMG	USLDC	178 38	0 00	0 00							
	UNE DSO Channelization Capacities (D4 Channel Bank Configurations)														
	24 DSO Channel Capacity-1 per DS1			UEPMG	VUM24	118 06	0 00	0 00				11 90			1 83
	48 DSO Channel Capacity-1 per 2 DS1s			UEPMG	VUM48	236 12	0 00	0 00				11 90			1 83
	96 DSO Channel Capacity-1per 4 DS1s			UEPMG	VUM96	472 24	0 00	0 00				11 90			1 83
	144 DSO Channel Capacity-1 per 6 DS1s			UEPMG	VUM14	708 36	0 00	0 00				11 90			1 83
	192 DSO Channel Capacity-1 per 8 DS1s			UEPMG	VUM19	944 48	0 00	0 00				11 90			1 83
	240 DSO Channel Capacity-1 per 10 DS1s			UEPMG	VUM20	1,180 80	0 00	0 00				11 90			1 83
	288 DSO Channel Capacity-1 per 12 DS1s			UEPMG	VUM28	1,416 72	0 00	0 00				11 90			1 83
	384 DSO Channel Capacity-1 per 16 DS1s			UEPMG	VUM38	1,888 96	0 00	0 00				11 90			1 83
	480 DSO Channel Capacity-1 per 20 DS1s			UEPMG	VUM40	2,361 20	0 00	0 00				11 90			1 83
	576 DSO Channel Capacity-1 per 24 DS1s			UEPMG	VUM57	2,833 44	0 00	0 00				11 90			1 83
	672 DSO Channel Capacity-1 per 28 DS1s			UEPMG	VUM67	3,305 68	0 00	0 00				11 90			1 83
	Non-Recurring Charges (NRC) Associated with 4-Wire DS1 Loop with Channelization with Port - Conversion Charge Based on a System														
	A Minimum System configuration is One (1) DS1, One (1) D4 Channel Bank, and Up To 24 DSO Ports with Feature Activations														
	Multiples of this configuration functioning as one are considered Add'l after the minimum system configuration is counted														
	NRC-Conversion (Currently Combined) with or w/o BST Allowed Changes			UEPMG	USAC4	0 00	96 77	4 24				11 90			

UNBUNDLED NETWORK ELEMENTS - Florida

CATEGORY	RATE ELEMENTS	Interm	Zone	BCS	USOC	RATES (\$)				Svc Order Submitted Elec per LSR	Svc Order Submitted Manually per LSR	Attachment 2		Exhibit B		
						Recurring	Nonrecurring		NRC Disconnect			Incremental Charge - Manual Svc Order vs Electronic-1st	Incremental Charge - Manual Svc Order vs Electronic-Add'l	Incremental Charge - Manual Svc Order vs Electronic-Disc 1st	Incremental Charge - Manual Svc Order vs. Electronic-Disc Add'l	
							First	Add'l	First							Add'l
System Additions at End User Locations Where 4-Wire DS1 Loop with Channelization with Port Combination Currently Exists and New (Not Currently Combined) in all states, except in Density Zone 1 of Top 8 MSA's																
	1 DS1/D4 Channel Bank-Add'lly Add NRC for each Port and Assoc Fea Activation			UEPMG	VUMD4	0.00	726.11	468.21	145.32	17.24		11.90				
	Bipolar 8 Zero Substitution															
	Clear Channel Capability Format, superframe-Subsqnt Activity Only			UEPMG	CCOSF	0.00	0.00	655.00				11.90				
	Clear Channel Capability Format-Extended Superframe-Subsqnt Activity Only			UEPMG	CCOEF	0.00	0.00	655.00				11.90				
	Alternate Mark Inversion (AMI)															
	Superframe Format			UEPMG	MCOSF	0.00	0.00	0.00								
	Extended Superframe Format			UEPMG	MCOPO	0.00	0.00	0.00								
	Exchange Ports Associated with 4-Wire DS1 Loop with Channelization with Port Exchange Ports															
	Line Side Combination Channelized PBX Trunk Port-bus			UEPPX	UEPCX	1.40	0.00	0.00	0.00	0.00		11.90			1.83	
	Line Side Outward Channelized PBX Trunk Port-bus			UEPPX	UEPOX	1.40	0.00	0.00	0.00	0.00		11.90			1.83	
	Line Side Inward Only Channelized PBX Trunk Port w/o DID			UEPPX	UEP1X	1.40	0.00	0.00	0.00	0.00		11.90			1.83	
	2W Trunk Side Unbundled Channelized DID Trunk Port			UEPPX	UEPDM	8.71	0.00	0.00	0.00	0.00		11.90			1.83	
	Feature Activations - Unbundled Loop Concentration															
	Feature (Service) Activation for each Line Port Terminated in D4			UEPPX	1PQWM	0.6402	25.40	13.41	3.96	3.93		11.90			1.83	
	Feature (Service) Activation for each Trunk Port Terminated in D4			UEPPX	1PQWU	0.6402	78.16	18.42	56.03	10.95		11.90			1.83	
	Telephone Number/ Group Establishment Charges for DID Service															
	DID Trunk Term (1 per Port)			UEPPX	ND1	0.00	0.00	0.00				11.90				
	Estab Trk Grp and Provide 1st 20 DID Nos (FL, GA, NC, & SC)			UEPPX	NDZ	0.00	0.00	0.00				11.90				
	DID Numbers-groups of 20-Valid all States			UEPPX	ND4	0.00	0.00	0.00				11.90				
	Non-Consecutive DID Numbers-per number			UEPPX	ND5	0.00	0.00	0.00				11.90				
	Reserve Non-Consecutive DID Numbers			UEPPX	ND6	0.00	0.00	0.00				11.90				
	Reserve DID Numbers			UEPPX	NDV	0.00	0.00	0.00				11.90				
	Local Number Portability															
	Local Number Portability-1 per port			UEPPX	LNPCP	3.15	0.00	0.00								
	FEATURES - Vertical and Optional															
	Local Switching Features Offered with Line Side Ports Only															
	All Features Available			UEPPX	UEPVF	2.26	0.00	0.00				11.90			1.83	
	UNBUNDLED PORT LOOP COMBINATIONS - MARKET RATES															
	Market Rates shall apply where BellSouth is not required to provide unbundled local switching or switch ports per FCC and/or Commission rules															
	This includes															
	Unbundled port/loop combinations that are Currently Combined or Not Currently Combined in Zone 1 of the Top 8 MSAs in BellSouth's region for end users with 4 or more DS0 equivalent lines															
	The Top 8 MSAs in BellSouth's region are: FL (Orlando, Ft Lauderdale, Miami); GA (Atlanta); LA (New Orleans); NC (Greensboro-Winston Salem-Highpoint/Charlotte-Gastonia-Rock Hill); TN (Nashville)															
	BST currently is developing the billing capability to mechanically bill the recurring and NRC Market Rates in this section except for NRC charges for not currently combined in FL. In the interim where BST cannot bill Market Rates, BST shall bill the rates in the Cost-Based section preceding in lieu of the Market Rates and reserves the right to true-up the billing difference															
	The Market Rate for unbundled ports includes all available features in all states															
	End Office and Tandem Switching Usage and Common Transport Usage rates in the Port section of this rate exhibit shall apply to all combinations of loop/port network elements except for UNE Coin Port/Loop Combinations which have a flat rate usage charge (USOC: URECU)															
	For Not Currently Combined scenarios the NRC charges are listed in the First & Add'l NRC columns for each Port USOC. For Currently Combined scenarios, the NRC charges are listed in the NRC - Currently Combined section. Add'l NRCs may apply also & are categorized accordingly															
	2-WIRE VOICE GRADE LOOP WITH 2-WIRE LINE PORT (RES)															
	UNE Port/Loop Combination Rates															
	2W VG Loop/Port Combo-Zone 1		1				23.77									
	2W VG Loop/Port Combo-Zone 2		2				27.88									
	2W VG Loop/Port Combo-Zone 3		3				38.63									
	UNE Loop Rates															
	2W VG Loop (SL1)-Zone 1		1	UEPRX	UEPLX		9.77									
	2W VG Loop (SL1)-Zone 2		2	UEPRX	UEPLX		13.88									
	2W VG Loop (SL1)-Zone 3		3	UEPRX	UEPLX		24.63									
	2-Wire Voice Grade Line Port (Res)															
	2W voice unbundled port-Res			UEPRX	UEPRL	14.00	90.00	90.00				11.90				
	2W voice unbundled port with Caller ID-res			UEPRX	UEPRC	14.00	90.00	90.00				11.90				
	2W voice unbundled port outgoing only-res			UEPRX	UEPRO	14.00	90.00	90.00				11.90				
	2W voice unbundled FL Area Calling with Caller ID-res			UEPRX	UEPAF	14.00	90.00	90.00				11.90				
	2W voice unbundles res. low usage line port with Caller ID (LUM)			UEPRX	UEPAP	14.00	90.00	90.00				11.90				
	2W voice unbundled Low Usage Line Port w/o Caller ID Capability			UEPRX	UEPRT	14.00	90.00	90.00				11.90				
	2W voice unbundled FL extended dialing port for use with CREX7 and Caller ID			UEPRX	UEPA1	14.00	90.00	90.00				11.90				

UNBUNDLED NETWORK ELEMENTS - Florida

CATEGORY	RATE ELEMENTS	Interm	Zone	BCS	USOC	RATES (\$)						Svc Order Submitted Elec per LSR	Svc Order Submitted Manually per LSR	Attachment 2		Exhibit B		
						Recurring	Nonrecurring		NRC Disconnect		SOMEK			SOMAN	Incremental Charge - Manual Svc Order vs Electronic-1st	Incremental Charge - Manual Svc Order vs Electronic-Add'l	Incremental Charge - Manual Svc Order vs Electronic-Disc 1st	Incremental Charge - Manual Svc Order vs Electronic-Disc Add'l
							First	Add'l	First	Add'l								
	2W voice unbundled FL extended dialing port for use with CREX7, w/o Caller ID capability			UEPRX	UEPA8	14 00	90 00	90 00				11 90						
	2W voice unbundled FL Area Calling Port w/o Caller ID Capability			UEPRX	UEPA9	14 00	90 00	90 00				11 90						
	LOCAL NUMBER PORTABILITY																	
	Local Number Portability (1 per port)			UEPRX	LNPCX	0 35												
	FEATURES																	
	All Features Offered			UEPRX	UEPVF	0 00	0 00	0 00				11 90						
	NONRECURRING CHARGES - CURRENTLY COMBINED																	
	2W VG Loop/Line Port Combination-Switch-as-is			UEPRX	USAC2		41 50	41 50				11 90						
	2W VG Loop/Line Port Combination-Switch with change			UEPRX	USACC		41 50	41 50				11 90						
	ADDITIONAL NRCs																	
	NRC-2W VG Loop/Line Port Combination-Subsqnt			UEPRX	USAS2		0 00	0 00				11 90						
	2-WIRE VOICE GRADE LOOP WITH 2-WIRE LINE PORT (BUS)																	
	UNE Port/Loop Combination Rates																	
	2W VG Loop/Port Combo-Zone 1		1			23 77												
	2W VG Loop/Port Combo-Zone 2		2			27 88												
	2W VG Loop/Port Combo-Zone 3		3			38 63												
	UNE Loop Rates																	
	2W VG Loop (SL1)-Zone 1		1	UEPBX	UEPLX	9 77												
	2W VG Loop (SL1)-Zone 2		2	UEPBX	UEPLX	13 88												
	2W VG Loop (SL1)-Zone 3		3	UEPBX	UEPLX	24 63												
	2-Wire Voice Grade Line Port (Bus)																	
	2W voice unbundled port w/o Caller ID-bus			UEPBX	UEPBL	14 00	90 00	90 00				11 90						
	2W voice unbundled port with Caller + E484 ID-bus			UEPBX	UEPBC	14 00	90 00	90 00				11 90						
	2W voice unbundled port outgoing only-bus			UEPBX	UEPBO	14 00	90 00	90 00				11 90						
	2W voice unbundled Incoming Only Port w/o Caller ID Capability			UEPBX	UEPBE	14 00	90 00	90 00				11 90						
	LOCAL NUMBER PORTABILITY																	
	Local Number Portability (1 per port)			UEPBX	LNPCX	0 35												
	NONRECURRING CHARGES - CURRENTLY COMBINED																	
	2W VG Loop/Line Port Combination-Switch-as-is			UEPBX	USAC2		41 50	41 50				11 90						
	2W VG Loop/Line Port Combination-Switch with change			UEPBX	USACC		41 50	41 50				11 90						
	ADDITIONAL NRCs																	
	NRC-2W VG Loop/Line Port Combination-Subsqnt			UEPBX	USAS2		0 00	0 00				11 90						
	2-WIRE VOICE GRADE LOOP WITH 2-WIRE LINE PORT (RES - PBX)																	
	UNE Port/Loop Combination Rates																	
	2W VG Loop/Port Combo-Zone 1		1			23 77												
	2W VG Loop/Port Combo-Zone 2		2			27 88												
	2W VG Loop/Port Combo-Zone 3		3			38 63												
	UNE Loop Rates																	
	2W VG Loop (SL1)-Zone 1		1	UEPRG	UEPLX	9 77												
	2W VG Loop (SL1)-Zone 2		2	UEPRG	UEPLX	13 88												
	2W VG Loop (SL1)-Zone 3		3	UEPRG	UEPLX	24 63												
	2-Wire Voice Grade Line Port Rates (RES - PBX)																	
	2W VG Unbundled Combination 2-Way PBX Trunk Port-Res			UEPRG	UEPRD	14 00	90 00	90 00				11 90						
	LOCAL NUMBER PORTABILITY																	
	Local Number Portability (1 per port)			UEPRG	LNPCP	3 15	0 00	0 00										
	FEATURES																	
	All Features Offered			UEPRG	UEPVF	0 00	0 00	0 00				11 90						
	NONRECURRING CHARGES - CURRENTLY COMBINED																	
	2W VG Loop/Line Port Combination-Switch-As-Is			UEPRG	USAC2		41 50	41 50				11 90						
	2W VG Loop/Line Port Combination-Switch with Change			UEPRG	USACC		41 50	41 50				11 90						
	ADDITIONAL NRCs																	
	2W Loop/Line Side Port Combination-Non feature-Subsqnt Activity-NRC						0 00	0 00				11 90						
	PBX Subsqnt Activity-Change/Rearrange Multiline Hunt Group						7 09	7 09				11 90						

UNBUNDLED NETWORK ELEMENTS - Florida

CATEGORY	RATE ELEMENTS	Interim	Zone	BCS	USOC	RATES (\$)						Svc Order Submitted per LSR	Svc Order Submitted Manually per LSR	Attachment: 2		Exhibit: B		
						Recurring	Nonrecurring		NRC Disconnect		SOME C			SOMAN	SOMAN	SOMAN	SOMAN	SOMAN
							First	Add'l	First	Add'l								
	2-WIRE VOICE GRADE LOOP WITH 2-WIRE LINE PORT (BUS - PBX)																	
	UNE Port/Loop Combination Rates																	
	2W VG Loop/Port Combo-Zone 1		1			23 77												
	2W VG Loop/Port Combo-Zone 2		2			27 88												
	2W VG Loop/Port Combo-Zone 3		3			38 63												
	UNE Loop Rates																	
	2W VG Loop (SL1)-Zone 1		1	UEPPX	UEPLX	9 77												
	2W VG Loop (SL1)-Zone 2		2	UEPPX	UEPLX	13 88												
	2W VG Loop (SL1)-Zone 3		3	UEPPX	UEPLX	24 63												
	2-Wire Voice Grade Line Port Rates (BUS - PBX)																	
	Line Side Unbundled Combination 2-Way PBX Trunk Port-Bus			UEPPX	UEPPC	14 00	90 00	90 00				11 90						
	Line Side Unbundled Outward PBX Trunk Port-Bus			UEPPX	UEPPO	14 00	90 00	90 00				11 90						
	Line Side Unbundled Incoming PBX Trunk Port-Bus			UEPPX	UEPP1	14 00	90 00	90 00				11 90						
	2W Voice Unbundled PBX LD Terminal Ports			UEPPX	UEPLD	14 00	90 00	90 00				11 90						
	2W Voice Unbundled 2-Way Combination PBX Usage Port			UEPPX	UEPXA	14 00	90 00	90 00				11 90						
	2W Voice Unbundled PBX Toll Terminal Hotel Ports			UEPPX	UEPXB	14 00	90 00	90 00				11 90						
	2W Voice Unbundled PBX LD DDD Terminals Port			UEPPX	UEPXC	14 00	90 00	90 00				11 90						
	2W Voice Unbundled PBX LD Terminal Switchboard Port			UEPPX	UEPXD	14 00	90 00	90 00				11 90						
	2W Voice Unbundled PBX LD Terminal Switchboard IDD Capable Port			UEPPX	UEPXE	14 00	90 00	90 00				11 90						
	2W Voice Unbundled 2-Way PBX Hotel/Hospital Economy Administrative Calling Port			UEPPX	UEPXL	14 00	90 00	90 00				11 90						
	2W Voice Unbundled 2-Way PBX Hotel/Hospital Economy Room Calling Port			UEPPX	UEPXM	14 00	90 00	90 00				11 90						
	2W Voice Unbundled 1-Way Outgoing PBX Hotel/Hospital Discount Room Calling Port			UEPPX	UEPXO	14 00	90 00	90 00				11 90						
	2W Voice Unbundled 1-Way Outgoing PBX Measured Port			UEPPX	UEPXS	14 00	90 00	90 00				11 90						
	LOCAL NUMBER PORTABILITY																	
	Local Number Portability (1 per port)			UEPPX	LNPCP	3 15	0 00	0 00										
	FEATURES																	
	All Features Offered			UEPPX	UEPVF	0 00	0 00	0 00				11 90						
	NONRECURRING CHARGES - CURRENTLY COMBINED																	
	2W VG Loop/Line Port Combination-Switch-As-Is			UEPPX	USAC2		41 50	41 50				11 90						
	2W VG Loop/Line Port Combination-Switch with Change			UEPPX	USACC		41 50	41 50				11 90						
	ADDITIONAL NRCs																	
	2W VG Loop/Line Port Combination-Subsqnt			UEPPX	USAS2	0 00	0 00	0 00				11 90						
	2W Loop/Line Side Port Combination-Non feature-Subsqnt Activity-NRC						0 00	0 00				11 90						
	PBX Subsqnt Activity-Change/Rearrange Multiline Hunt Group						7 09	7 09				11 90						
	2-WIRE VOICE GRADE LOOP WITH 2-WIRE ANALOG LINE COIN PORT																	
	UNE Port/Loop Combination Rates																	
	2W VG Coin Port/Loop Combo - Zone 1		1			23 77												
	2W VG Coin Port/Loop Combo - Zone 2		2			27 88												
	2W VG Coin Port/Loop Combo - Zone 3		3			38 63												
	UNE Loop Rates																	
	2W VG Loop (SL1)-Zone 1		1	UEPCO	UEPLX	9 77												
	2W VG Loop (SL1)-Zone 2		2	UEPCO	UEPLX	13 88												
	2W VG Loop (SL1)-Zone 3		3	UEPCO	UEPLX	24 63												
	2-Wire Voice Grade Line Port Rates (Coin)																	
	2W Coin 2-Way with Oper Screening and Blocking 011, 900/976, 1+DDD (FL)			UEPCO	UEP2F	14 00	90 00	90 00				11 90						
	2W Coin 2-Way with Oper Screening and 011 Blocking (FL)			UEPCO	UEPFA	14 00	90 00	90 00				11 90						
	2W Coin 2-Way with Oper Screening and Blocking 900/976 1+DDD, 011+, and Local (FL)			UEPCO	UEPCG	14 00	90 00	90 00				11 90						
	2W Coin Outward with Oper Screening and 011 Blocking			UEPCO	UEPRK	14 00	90 00	90 00				11 90						
	2W Coin Outward with Oper Screening and Blocking 900/976, 1+DDD, 011+ (FL)			UEPCO	UEPOF	14 00	90 00	90 00				11 90						
	2W Coin Outward with Oper Screening and Blocking 900/976, 1+DDD, 011+, and Local			UEPCO	UEPCQ	14 00	90 00	90 00				11 90						
	LOCAL NUMBER PORTABILITY																	
	Local Number Portability (1 per port)			UEPCO	LNPCX	0 35												
	NONRECURRING CHARGES - CURRENTLY COMBINED																	

UNBUNDLED NETWORK ELEMENTS - Florida										Attachment: 2		Exhibit: B								
CATEGORY	RATE ELEMENTS	Interm	Zone	BCS	USOC	RATES (\$)				Svc Order Submitted per Elec	Svc Order Submitted Manually per LSR	Incremental Charge - Manual Svc Order vs Electronic-1st	Incremental Charge - Manual Svc Order vs Electronic-Add'l	Incremental Charge - Manual Svc Order vs Electronic-Disc 1st	Incremental Charge - Manual Svc Order vs Electronic-Disc Add'l					
						Recurring	Nonrecurring		NRC Disconnect							OSS Rates(\$)				
							First	Add'l	First							Add'l	SOMEc	SOMAN	SOMAN	SOMAN
	2W VG Loop/Line Port Combination-Switch-As-Is			UEPCO	USAC2		41 50	41 50				11 90								
	2W VG Loop/Line Port Combination-Switch with Change			UEPCO	USACC		41 50	41 50												
	ADDITIONAL NRCs																			
	2W VG Loop/Line Port Combination-Subsqnt			UEPCO	USAS2		0 00	0 00				11 90								
	2-WIRE VOICE LOOP/ 2WIRE VOICE GRADE IO TRANSPORT/ 2-WIRE LINE PORT (RES)																			
	UNE Port/Loop Combination Rates																			
	2W VG Loop/IO Transport/Port Combo-Zone 1		1				26 24													
	2W VG Loop/IO Transport/Port Combo-Zone 2		2				31 40													
	2W VG Loop/IO Transport/Port Combo-Zone 3		3				44 87													
	UNE Loop Rates																			
	2W VG Loop (SL2)-Zone 1		1	UEPFR	UECF2		12 24													
	2W VG Loop (SL2)-Zone 2		2	UEPFR	UECF2		17 40													
	2W VG Loop (SL2)-Zone 3		3	UEPFR	UECF2		30 87													
	2-Wire Voice Grade Line Port Rates (Res)																			
	2W voice unbundled port-Res			UEPFR	UEPRL	14 00	180 00	110 00	85 00	20 00		11 90								
	2W voice unbundled port with Caller ID-res			UEPFR	UEPRC	14 00	180 00	110 00	85 00	20 00		11 90								
	2W voice unbundled port outgoing only-res			UEPFR	UEPRO	14 00	180 00	110 00	85 00	20 00		11 90								
	2W voice unbundled FL Area Calling with Caller ID-res			UEPFR	UEPAP	14 00	180 00	110 00	85 00	20 00		11 90								
	2W voice unbundles res, low usage line port with Caller ID (LUM)			UEPFR	UEPAP	14 00	180 00	110 00	85 00	20 00		11 90								
	INTEROFFICE TRANSPORT																			
	Interoffice Transport-Dedicated-2W VG-Facility Term			UEPFR	U1TV2	25 32	47 35	31 78												
	Interoffice Transport-Dedicated-2W VG-Per mi or Fraction mi			UEPFR	1L5XX	0 0091														
	FEATURES																			
	All Features Offered			UEPFR	UEPVF	0 00	0 00	0 00				11 90								
	LOCAL NUMBER PORTABILITY																			
	Local Number Portability (1 per port)			UEPFR	LNPCX	0 35														
	NONRECURRING CHARGES (NRCs) - CURRENTLY COMBINED																			
	2W Loop/Dedicated IO Transport/2W Line Port Combination-Conversion-Switch-as-is			UEPFR	USAC2		16 97	3 73				11 90								
	2W Loop/Dedicated IO Transport/2W Line Port Combination-Conversion-Switch-With-Change			UEPFR	USACC		16 97	3 73				11 90								
	2-WIRE VOICE LOOP/ 2WIRE VOICE GRADE IO TRANSPORT/ 2-WIRE LINE PORT (BUS)																			
	UNE Port/Loop Combination Rates																			
	2W VG Loop/IO Transport/Port Combo-Zone 1		1				26 24													
	2W VG Loop/IO Transport/Port Combo-Zone 2		2				31 40													
	2W VG Loop/IO Transport/Port Combo-Zone 3		3				44 87													
	UNE Loop Rates																			
	2W VG Loop (SL2)-Zone 1		1	UEPFB	UECF2		12 24													
	2W VG Loop (SL2)-Zone 2		2	UEPFB	UECF2		17 40													
	2W VG Loop (SL2)-Zone 3		3	UEPFB	UECF2		30 87													
	2-Wire Voice Grade Line Port (Bus)																			
	2W voice unbundled port w/o Caller ID-bus			UEPFB	UEPBL	14 00	180 00	110 00	85 00	20 00		11 90								
	2W voice unbundled port with Caller + E484 ID-bus			UEPFB	UEPBC	14 00	180 00	110 00	85 00	20 00		11 90								
	2W voice unbundled port outgoing only-bus			UEPFB	UEPBO	14 00	180 00	110 00	85 00	20 00		11 90								
	2W voice unbundled incoming only port with Caller ID-Bus			UEPFB	UEPB1	14 00	180 00	110 00	85 00	20 00		11 90								
	LOCAL NUMBER PORTABILITY																			
	Local Number Portability (1 per port)			UEPFB	LNPCX	0 35														
	INTEROFFICE TRANSPORT																			
	Interoffice Transport-Dedicated-2W VG-Facility Term			UEPFB	U1TV2	25 32	47 35	31 78												
	Interoffice Transport-Dedicated-2W VG-Per mi or Fraction mi			UEPFB	1L5XX	0 0091														
	FEATURES																			
	All Features Offered			UEPFB	UEPVF	0 00	0 00	0 00				11 90								
	NONRECURRING CHARGES (NRCs) - CURRENTLY COMBINED																			
	2W Loop/Dedicated IO Transport/2W Line Port Combination-Conversion-Switch-as-is			UEPFB	USAC2		16 97	3 73				11 90								
	2W Loop/Dedicated IO Transport/2W Line Port Combination-Conversion-Switch with change			UEPFB	USACC		16 97	3 73				11 90								
	2-WIRE VOICE GRADE LOOP WITH 2-WIRE LINE PORT (BUS - PBX)																			
	UNE Port/Loop Combination Rates																			
	2W VG Loop/IO Transport/Port Combo-Zone 1		1				26 24													
	2W VG Loop/IO Transport/Port Combo-Zone 2		2				31 40													
	2W VG Loop/IO Transport/Port Combo-Zone 3		3				44 87													

UNBUNDLED NETWORK ELEMENTS - Florida

CATEGORY	RATE ELEMENTS	Inten m	Zone	BCS	USOC	RATES (\$)				Svc Order Submitte d Elec per LSR	Svc Order Submitted Manually per LSR	Attachment 2		Exhibit B		
						Recurring	Nonrecurring		NRC Disconnect			Incremental Charge - Manual Svc Order vs Electronic- 1st	Incremental Charge - Manual Svc Order vs. Electronic- Add'l	Incremental Charge - Manual Svc Order vs Electronic- Disc 1st	Incremental Charge - Manual Svc Order vs Electronic- Disc Add'l	
							First	Add'l	First							Add'l
	UNE Loop Rates															
	2W VG Loop (SL2)-Zone 1		1	UEPFP	UECF2	12.24										
	2W VG Loop (SL2)-Zone 2		2	UEPFP	UECF2	17.40										
	2W VG Loop (SL2)-Zone 3		3	UEPFP	UECF2	30.87										
	2-Wire Voice Grade Line Port Rates (BUS - PBX)															
	Line Side Unbundled Combination 2-Way PBX Trunk Port-Bus			UEPFP	UEPPC	14.00	180.00	110.00	85.00	20.00		11.90				
	Line Side Unbundled Outward PBX Trunk Port-Bus			UEPFP	UEPPO	14.00	180.00	110.00	85.00	20.00		11.90				
	Line Side Unbundled Incoming PBX Trunk Port-Bus			UEPFP	UEPPI	14.00	180.00	110.00	85.00	20.00		11.90				
	2W Voice Unbundled PBX LD Terminal Ports			UEPFP	UEPLD	14.00	180.00	110.00	85.00	20.00		11.90				
	2W Voice Unbundled 2-Way Combination PBX Usage Port			UEPFP	UEPXA	14.00	180.00	110.00	85.00	20.00		11.90				
	2W Voice Unbundled PBX Toll Terminal Hotel Ports			UEPFP	UEPXB	14.00	180.00	110.00	85.00	20.00		11.90				
	2W Voice Unbundled PBX LD DDD Terminals Port			UEPFP	UEPXC	14.00	180.00	110.00	85.00	20.00		11.90				
	2W Voice Unbundled PBX LD Terminal Switchboard Port			UEPFP	UEPXD	14.00	180.00	110.00	85.00	20.00		11.90				
	2W Voice Unbundled PBX LD Terminal Switchboard IDD Capable Port			UEPFP	UEPXE	14.00	180.00	110.00	85.00	20.00		11.90				
	2W Voice Unbundled 2-Way PBX Hotel/Hospital Economy Administrative Calling Port			UEPFP	UEPXL	14.00	180.00	110.00	85.00	20.00		11.90				
	2W Voice Unbundled 2-Way PBX Hotel/Hospital Economy Room Calling Port			UEPFP	UEPXM	14.00	180.00	110.00	85.00	20.00		11.90				
	2W Voice Unbundled 1-Way Outgoing PBX Hotel/Hospital Discount Room Calling Port			UEPFP	UEPXO	14.00	180.00	110.00	85.00	20.00		11.90				
	2W Voice Unbundled 1-Way Outgoing PBX Measured Port			UEPFP	UEPXS	14.00	180.00	110.00	85.00	20.00		11.90				
	LOCAL NUMBER PORTABILITY															
	Local Number Portability (1 per port)			UEPFP	LNPCP	3.15	0.00	0.00				11.90				
	INTEROFFICE TRANSPORT															
	Interoffice Transport-Dedicated-2W VG-Facility Term			UEPFP	U1TV2	25.32	47.35	31.78								
	Interoffice Transport-Dedicated-2W VG-Per m or Fraction m			UEPFP	1LSXX	0.0091										
	FEATURES															
	All Features Offered			UEPFP	UEPVF	0.00	0.00	0.00				11.90				
	NONRECURRING CHARGES (NRCs) - CURRENTLY COMBINED															
	2W Loop/Dedicated IO Transport/2W Line Port Combination-Conversion-Switch-as-is			UEPFP	USAC2		16.97	3.73				11.90				
	2W Loop/Dedicated IO Transport/2W Line Port Combination-Conversion-Switch with change			UEPFP	USACC		16.97	3.73				11.90				
	UNBUNDLED PORT/LOOP COMBINATIONS - MARKET BASED RATES															
	2-WIRE VOICE GRADE LOOP- BUS ONLY - WITH 2-WIRE DID TRUNK PORT															
	UNE Port/Loop Combination Rates															
	2W VG Loop/2W DID Trunk Port Combo-UNE Zone 1		1			67.24										
	2W VG Loop/2W DID Trunk Port Combo-UNE Zone 2		2			72.40										
	2W VG Loop/2W DID Trunk Port Combo-UNE Zone 3		3			85.87										
	UNE Loop Rates															
	2W Analog VG Loop- (SL2)-UNE Zone 1		1	UEPPX	UECD1	12.24						11.90				1.83
	2W Analog VG Loop- (SL2)-UNE Zone 2		2	UEPPX	UECD1	17.40						11.90				1.83
	2W Analog VG Loop- (SL2)-UNE Zone 3		3	UEPPX	UECD1	30.87						11.90				1.83
	UNE Port Rate															
	Exchange Ports-2W DID Port			UEPPX	UEPD1	55.00	850.00	75.00				11.90				1.83
	NONRECURRING CHARGES - CURRENTLY COMBINED															
	2W VG Loop/2W DID Trunk Port Combination-Switch-As-Is Top 8 MSAs only			UEPPX	USAC1		850.00	75.00				11.90				
	2W VG Loop/2W DID Trunk Port Conversion with BST Allowable Changes Top 8 MSAs only			UEPPX	USA1C		850.00	75.00				11.90				

UNBUNDLED NETWORK ELEMENTS - Florida

CATEGORY	RATE ELEMENTS	Interm	Zone	BCS	USOC	RATES (\$)		Svc Order Submitted Elec per LSR	Svc Order Submitted Manually per LSR	Attachment 2		Exhibit B		
										Incremental Charge - Manual Svc Order vs Electronic-1st	Incremental Charge - Manual Svc Order vs Electronic-Add'l	Incremental Charge - Manual Svc Order vs Electronic-Disc 1st	Incremental Charge - Manual Svc Order vs Electronic-Disc Add'l	
										OSS Rates(\$)				SOMEc
						Recurring	Nonrecurring First	Nonrecurring Add'l	NRC Disconnect First	NRC Disconnect Add'l				
ADDITIONAL NRCs														
	2W DID Subsqnt Actvly-Add Trunks, Per Trunk			UEPPX	USAS1		32.26	32.26			11.90			
Telephone Number/Trunk Group Establishment Charges														
	DID Trunk Term (One Per Port)			UEPPX	NDT	0.00	0.00	0.00			11.90			1.83
	DID Numbers, Establish Trunk Group & Provide 1st Group of 20 DID Nos			UEPPX	NDZ	0.00	0.00	0.00			11.90			1.83
	Add'l DID Numbers for each Group of 20 DID Numbers			UEPPX	ND4	0.00	0.00	0.00			11.90			1.83
	DID Numbers, Non- consecutive DID Numbers , Per Number			UEPPX	ND5	0.00	0.00	0.00			11.90			1.83
	Reserve Non-Consecutive DID numbers			UEPPX	ND6	0.00	0.00	0.00			11.90			1.83
	Reserve DID Numbers			UEPPX	NDV	0.00	0.00	0.00			11.90			1.83
LOCAL NUMBER PORTABILITY														
	Local Number Portability (1 per port)			UEPPX	LNPCP	3.15	0.00	0.00						
2-WIRE ISDN DIGITAL GRADE LOOP WITH 2-WIRE ISDN DIGITAL LINE SIDE PORT														
UNE Port/Loop Combination Rates														
	2W ISDN Digital Grade Loop/2W ISDN Digital Line Side Port-UNE Zone 1		1	UEPPB	UEPPR		85.25							
	2W ISDN Digital Grade Loop/2W ISDN Digital Line Side Port-UNE Zone 2		2	UEPPB	UEPPR		91.67							
	2W ISDN Digital Grade Loop/2W ISDN Digital Line Side Port-UNE Zone 3		3	UEPPB	UEPPR		108.46							
UNE Loop Rates														
	2W ISDN Digital Grade Loop-UNE Zone 1		1	UEPPB	UEPPR	USL2X	15.25				11.90			1.83
	2W ISDN Digital Grade Loop-UNE Zone 2		2	UEPPB	UEPPR	USL2X	21.67				11.90			1.83
	2W ISDN Digital Grade Loop-UNE Zone 3		3	UEPPB	UEPPR	USL2X	38.46				11.90			1.83
UNE Port Rate														
	Exchange Port-2W ISDN Line Side Port			UEPPB	UEPPR	UEPPB	70.00	525.00	400.00		11.09			1.83
NONRECURRING CHARGES - CURRENTLY COMBINED														
	2W ISDN Digital Grade Loop/2W ISDN Line Side Port Combination-Conversion-Top 8 MSAs only			UEPPB	UEPPR	USACB	0.00	215.00	215.00		11.90			1.83
ADDITIONAL NRCs														
LOCAL NUMBER PORTABILITY														
	Local Number Portability (1 per port)			UEPPB	UEPPR	LNPCX	0.35	0.00	0.00					
B-CHANNEL USER PROFILE ACCESS:														
	CVS/CSD (DMS/5ESS)			UEPPB	UEPPR	U1UCA	0.00	0.00	0.00					
	CVS (EWSD)			UEPPB	UEPPR	U1UCB	0.00	0.00	0.00					
	CSD			UEPPB	UEPPR	U1UCC	0.00	0.00	0.00					
B-CHANNEL AREA PLUS USER PROFILE ACCESS. (AL, KY, LA, MS SC, MS, & TN)														
USER TERMINAL PROFILE														
	User Terminal Profile (EWSD only)			UEPPB	UEPPR	U1UMA	0.00	0.00	0.00					
VERTICAL FEATURES														
	All Vertical Features-One per Channel B User Profile			UEPPB	UEPPR	UEPVF	2.26	0.00	0.00		11.90			
INTEROFFICE CHANNEL MILEAGE														
	Interoffice Channel miage each, including first mi and facilities Term			UEPPB	UEPPR	M1GNC	18.4491	47.35	31.78	18.31	7.03	11.90		1.83
	Interoffice Channel miage each, Add'l mi			UEPPB	UEPPR	M1GNM	0.0091	0.00	0.00			11.90		1.83
4-WIRE DS1 DIGITAL LOOP WITH 4-WIRE ISDN DS1 DIGITAL TRUNK PORT														
UNE Port/Loop Combination Rates														
	4W DS1 Digital Loop/4W ISDN DS1 Digital Trunk Port-UNE Zone 1		1	UEPPP			970.74							
	4W DS1 Digital Loop/4W ISDN DS1 Digital Trunk Port-UNE Zone 2		2	UEPPP			1,000.54							
	4W DS1 Digital Loop/4W ISDN DS1 Digital Trunk Port-UNE Zone 3		3	UEPPP			1,078.39							
UNE Loop Rates														
	4W DS1 Digital Loop-UNE Zone 1		1	UEPPP	USL4P		70.74				11.90			1.83
	4W DS1 Digital Loop-UNE Zone 2		2	UEPPP	USL4P		100.54				11.90			1.83
	4W DS1 Digital Loop-UNE Zone 3		3	UEPPP	USL4P		178.39				11.90			1.83
UNE Port Rate														
	Exchange Ports-4W ISDN DS1 Port			UEPPP	UEPPP		900.00	1,150.00	1,150.00		11.90			1.83
NONRECURRING CHARGES - CURRENTLY COMBINED														
	4W DS1 Digital Loop/4W ISDN DS1 Digital Trunk Port Combination-Conversion-Switch-As-Is Top 8 MSAs only			UEPPP	USACP		0.00	925.00	925.00		11.90			1.83

UNBUNDLED NETWORK ELEMENTS - Florida										Attachment: 2		Exhibit: B			
CATEGORY	RATE ELEMENTS	Interm	Zone	BCS	USOC	RATES (\$)				Svc Order Submitted Elec per LSR	Svc Order Submitted Manually per LSR	Incremental Charge - Manual Svc Order vs Electronic-1st	Incremental Charge - Manual Svc Order vs. Electronic-Add'l	Incremental Charge - Manual Svc Order vs. Electronic-Disc 1st	Incremental Charge - Manual Svc Order vs. Electronic-Disc Add'l
						Recurring	Nonrecurring		NRC Disconnect						
						First	Add'l	First	Add'l	SOMEc	SOMAN	SOMAN	SOMAN	SOMAN	SOMAN
ADDITIONAL NRCs															
	4W DS1 Loop/4-W ISDN Digtl Trk Port-Subsqtl Actvy- Inward/2way Tel Nos			UEPPP	PR7TF	0.5412					11.90				1.83
	4W DS1 Loop/4W ISDN DS1 Digital Trunk Port-Outward Tel Nos			UEPPP	PR7IO	12.71	12.71				11.90				1.83
	4W DS1 Loop/4W ISDN DS1 Digital Trk Port-Subsqtl Inward Tel Nos			UEPPP	PR7ZT	25.42	25.42				11.90				1.83
LOCAL NUMBER PORTABILITY															
	Local Number Portability (1 per port)			UEPPP	LNPCN	1.75									
INTERFACE (Provisioning Only)															
	Voice/Data			UEPPP	PR71V	0.00	0.00	0.00							
	Digital Data			UEPPP	PR71D	0.00	0.00	0.00							
	Inward Data			UEPPP	PR71E	0.00	0.00	0.00							
New or Additional "B" Channel															
	New or Add'l-Voice/Data B Channel			UEPPP	PR7BV	0.00	20.00				11.90				1.83
	New or Add'l-Digital Data B Channel			UEPPP	PR7BF	0.00	20.00				11.90				1.83
	New or Add'l Inward Data B Channel			UEPPP	PR7BD	0.00	20.00				11.90				1.83
CALL TYPES															
	Inward			UEPPP	PR7C1	0.00	0.00	0.00							
	Outward			UEPPP	PR7CO	0.00	0.00	0.00							
	Two-way			UEPPP	PR7CC	0.00	0.00	0.00							
Interoffice Channel Mileage															
	Fixed Each Including First mi			UEPPP	1LN1A	88.6256	105.54	98.47	21.47	19.05	11.90				1.93
	Each Airline-Fractional Add'l mi			UEPPP	1LN1B	0.1856									
4-WIRE DS1 DIGITAL LOOP WITH 4-WIRE DDITS TRUNK PORT															
UNE Port/Loop Combination Rates															
	4W DS1 Digital Loop/4W DDITS Trunk Port-UNE Zone 1		1	UEPDC		820.74					11.90				1.83
	4W DS1 Digital Loop/4W DDITS Trunk Port-UNE Zone 2		2	UEPDC		850.54					11.90				1.83
	4W DS1 Digital Loop/4W DDITS Trunk Port-UNE Zone 3		3	UEPDC		928.39					11.90				1.83
UNE Loop Rates															
	4W DS1 Digital Loop-UNE Zone 1		1	UEPDC	USLDC	70.74					11.90				1.83
	4W DS1 Digital Loop-UNE Zone 2		2	UEPDC	USLDC	100.54					11.90				1.83
	4W DS1 Digital Loop-UNE Zone 3		3	UEPDC	USLDC	178.39					11.90				1.83
UNE Port Rate															
	4W DDITS Digital Trunk Port			UEPDC	UDD1T	750.00	1,019.56	479.87	204.92	20.10	11.90				1.83
NONRECURRING CHARGES - CURRENTLY COMBINED															
	4W DS1 Digital Loop/4W DDITS Trunk Port Combination-Switch-Assts Top 8 MSAs only			UEPDC	USAC4	95.31	46.71				11.90				1.83
	4W DS1 Digital Loop/4W DDITS Trunk Port Combination-Conversion with DS1 Changes Top 8 MSAs only			UEPDC	USAWA	95.31	46.71				11.90				1.83
	4W DS1 Digital Loop/4W DDITS Trunk Port Combination-Conversion with Change-Trunk Top 8 MSAs only			UEPDC	USAWB	95.31	46.71				11.90				1.83
ADDITIONAL NRCs															
	4W DS1 Loop/4W DDITS Trunk Port-NRC-Subsqtl Channel Activation/Chan-2-Way Trunk			UEPDC	UDTTA	15.69	15.69				11.90				1.83
	4W DS1 Loop/4W DDITS Trunk Port-Subsqtl Channel Activation/Chan-1-Way Outward Trunk			UEPDC	UDTTB	15.69	15.69				11.90				1.83
	4W DS1 Loop/4W DDITS Trunk Port-Subsqtl Channel Activation/Chan Inward Trunk w/out DID			UEPDC	UDTTC	15.69	15.69				11.90				1.83
	4W DS1 Loop/4W DDITS Trunk Port-Subsqtl Chan Activation Per Chan-Inward Trunk with DID			UEPDC	UDTTD	15.69	15.69				11.90				1.83
	4W DS1 Loop/4W DDITS Trunk Port-Subsqtl Chan Activation/Chan-2-Way DID w User Trans			UEPDC	UDTTE	15.69	15.69				11.90				1.83
BIPOLAR & ZERO SUBSTITUTION															
	B8ZS-Superframe Format			UEPDC	CCOSF	0.00	655.00				11.90				1.83
	B8ZS-Extended Superframe Format			UEPDC	CCOEF	0.00	655.00				11.90				1.83
Alternate Mark Inversion															
	AMI-Superframe Format			UEPDC	MCOSF	0.00	0.00								
	AMI-Extended SuperFrame Format			UEPDC	MCOPO	0.00	0.00								

UNBUNDLED NETWORK ELEMENTS - Florida										Attachment: 2		Exhibit: B			
CATEGORY	RATE ELEMENTS	Interm	Zone	BCS	USOC	RATES (\$)				Svc Order Submitted Elec per LSR	Svc Order Submitted Manually per LSR	Incremental Charge - Manual Svc Order vs Electronic-1st	Incremental Charge - Manual Svc Order vs Electronic-Add'l	Incremental Charge - Manual Svc Order vs Electronic-Disc 1st	Incremental Charge - Manual Svc Order vs Electronic-Disc Add'l
						Recurring	Nonrecurring		NRC Disconnect						
						First	Add'l	First	Add'l	SOMEc	SOMAN	SOMAN	SOMAN	SOMAN	SOMAN
Telephone Number/Trunk Group Establishment Charges															
	Telephone Number for 2-Way Trunk Group			UEPDC	UDTGX	0.00					11.90				1.83
	Telephone Number for 1-Way Outward Trunk Group			UEPDC	UDTCY	0.00					11.90				1.83
	Telephone Number for 1-Way Inward Trunk Group w/o DID			UEPDC	UDTGZ	0.00					11.90				1.83
	DID Numbers, Establish Trunk Group & Provide 1st Group of 20 DID Nos			UEPDC	NDZ	0.00	0.00	0.00			11.90				1.83
	DID Numbers for each Group of 20 DID Numbers			UEPDC	ND4	0.00					11.90				1.83
	DID Numbers, Non-consecutive DID Numbers, Per Number			UEPDC	ND5	0.00					11.90				1.83
	Reserve Non-Consecutive DID Nos			UEPDC	ND6	0.00	0.00	0.00			11.90				1.83
	Reserve DID Numbers			UEPDC	NDV	0.00	0.00	0.00			11.90				1.83
Dedicated DS1 (Interoffice Channel Mileage) -															
FX/FCO for 4-Wire DS1 Digital Loop with 4-Wire DDITS Trunk Port															
	Interoffice Channel miage-Fixed rate 0-8 mis (Facilities Term)			UEPDC	1LNO1	88.44	105.54	98.47	21.47	19.05	11.90				1.83
	Interoffice Channel miage-Add'l rate per m-0-8 mis			UEPDC	1LNOA	0.1856	0.00	0.00							
	Interoffice Channel miage-Fixed rate 9-25 mis (Facilities Term)			UEPDC	1LNO2	0.00	0.00	0.00							
	Interoffice Channel miage-Add'l rate per m-9-25 mis			UEPDC	1LNOB	0.1856	0.00	0.00							
	Interoffice Channel miage-Fixed rate 25+ mis (Facilities Term)			UEPDC	1LNO3	0.00	0.00	0.00	0.00						
	Interoffice Channel miage-Add'l rate per m-25+ mis			UEPDC	1LNOC	0.1856	0.00	0.00							
	Local Number Portability, per DS0 Activated			UEPDC	LNPCP	3.15	0.00	0.00	0.00						
	Central Office Terminating Point			UEPDC	CTG	0.00									
4-WIRE DS1 LOOP WITH CHANNELIZATION WITH PORT															
System is 1 DS1 Loop, 1 D4 Channel Bank, and up to 24 Feature Activations															
A system can have various rate combinations based on type and number of ports used															
UNE DS1 Loop															
	4W DS1 Loop-UNE Zone 1		1	UEPMG	USLDC	70.74	0.00	0.00							
	4W DS1 Loop-UNE Zone 2		2	UEPMG	USLDC	100.54	0.00	0.00							
	4W DS1 Loop-UNE Zone 3		3	UEPMG	USLDC	178.39	0.00	0.00							
UNE DS0 Channelization Capacities (D4 Channel Bank Configurations)															
	24 DS0 Channel Capacity-1 per DS1			UEPMG	VUM24	118.06	0.00	0.00			11.90				1.83
	48 DS0 Channel Capacity-1 per 2 DS1s			UEPMG	VUM48	236.12	0.00	0.00			11.90				1.83
	96 DS0 Channel Capacity-1 per 4 DS1s			UEPMG	VUM96	472.24	0.00	0.00			11.90				1.83
	144 DS0 Channel Capacity-1 per 6 DS1s			UEPMG	VUM144	708.36	0.00	0.00			11.90				1.83
	192 DS0 Channel Capacity-1 per 8 DS1s			UEPMG	VUM192	944.48	0.00	0.00			11.90				1.83
	240 DS0 Channel Capacity-1 per 10 DS1s			UEPMG	VUM240	1,180.60	0.00	0.00			11.90				1.83
	288 DS0 Channel Capacity-1 per 12 DS1s			UEPMG	VUM288	1,416.72	0.00	0.00			11.90				1.83
	384 DS0 Channel Capacity-1 per 16 DS1s			UEPMG	VUM384	1,888.96	0.00	0.00			11.90				1.83
	480 DS0 Channel Capacity-1 per 20 DS1s			UEPMG	VUM480	2,361.20	0.00	0.00			11.90				1.83
	576 DS0 Channel Capacity-1 per 24 DS1s			UEPMG	VUM576	2,833.44	0.00	0.00			11.90				1.83
	672 DS0 Channel Capacity-1 per 28 DS1s			UEPMG	VUM672	3,305.68	0.00	0.00			11.90				1.83
Non-Recurring Charges (NRC) Associated with 4-Wire DS1 Loop with Channelization with Port - Conversion Charge Based on a System															
A Minimum System configuration is One (1) DS1, One (1) D4 Channel Bank, and Up To 24 DS0 Ports with Feature Activations															
Multiples of this configuration functioning as one are considered Add'l after the minimum system configuration is counted															
	NRC-Conversion (Currently Combined) with or w/o BST Allowed Changes-Top 8 MSAs Only			UEPMG	USAC4	0.00	450.00	50.00			11.90				
System Additions Where Currently Combined and New (Not Currently Combined)															
In Density Zone 1 Top 8 MSAs															
	1 DS1/D4 Channel Bank-Add NRC for each Port and Assoc Fea Activation-			UEPMG	VUMD4	0.00	950.00	600.00	200.00	30.00	11.90				
Bipolar 8 Zero Substitution															
	Clear Channel Capability Format, superframe-Subsqnt Activity Only			UEPMG	CCOSF	0.00	0.00	655.00			11.90				
	Clear Channel Capability Format-Extended Superframe-Subsqnt Activity Only			UEPMG	CCOEF	0.00	0.00	655.00			11.90				
Alternate Mark Inversion (AMI)															
	Superframe Format			UEPMG	MCOSF	0.00	0.00	0.00							
	Extended Superframe Format			UEPMG	MCOPO	0.00	0.00	0.00							
Exchange Ports Associated with 4-Wire DS1 Loop with Channelization with Port															
Exchange Ports															
	Line Side Combination Channelized PBX Trunk Port-bus			UEPPX	UEPCX	14.00	0.00	0.00	0.00	0.00	11.90				1.83
	Line Side Outward Channelized PBX Trunk Port-bus			UEPPX	UEPOX	14.00	0.00	0.00	0.00	0.00	11.90				1.83
	Line Side Inward Only Channelized PBX Trunk Port w/o DID			UEPPX	UEP1X	14.00	0.00	0.00	0.00	0.00	11.90				1.83
	2W Trunk Side Unbundled Channelized DID Trunk Port			UEPPX	UEPDM	55.00	0.00	0.00	0.00	0.00	11.90				1.83
Feature Activations - Unbundled Loop Concentration															

UNBUNDLED NETWORK ELEMENTS - Florida

CATEGORY	RATE ELEMENTS	Intem	Zone	BCS	USOC	RATES (\$)				Svc Order Submitted Elec per LSR	Svc Order Submitted Manually per LSR	Attachment: 2		Exhibit B			
						Recurring	Nonrecurring		NRC Disconnect			SOME C	SOMAN	SOMAN	SOMAN	SOMAN	
							First	Add'l	First								Add'l
	Feature (Service) Activation for each Line Port Terminated in D4 Bank			UEPPX	1PQWM	0.66	40.00	20.00	6.00	5.00		11.90			1.83		
	Feature (Service) Activation for each Trunk Port Terminated in D4 Bank			UEPPX	1PQWU	0.66	110.00	30.00	65.00	20.00		11.90			1.83		
Telephone Number/ Group Establishment Charges for DID Service																	
	DID Trunk Term (1 per Port)			UEPPX	NDT	0.00	0.00	0.00				11.90					
	Estab Trk Grp and Provide 1st 20 DID Nos (FL,GA, NC, & SC)			UEPPX	NDZ	0.00	0.00	0.00				11.90					
	DID Numbers-groups of 20-Valid all States			UEPPX	ND4	0.00	0.00	0.00				11.90					
	Non-Consecutive DID Numbers-per number			UEPPX	ND5	0.00	0.00	0.00				11.90					
	Reserve Non-Consecutive DID Numbers			UEPPX	ND6	0.00	0.00	0.00				11.90					
	Reserve DID Numbers			UEPPX	NDV	0.00	0.00	0.00				11.90					
Local Number Portability																	
	Local Number Portability-1 per port			UEPPX	LNPCP	3.15	0.00	0.00									
FEATURES - Vertical and Optional																	
Local Switching Features Offered with Line Side Ports Only																	
	All Features Available			UEPPX	UEPVF	2.26	0.00	0.00				11.90			1.83		
UNBUNDLED CENTREX PORT/LOOP COMBINATIONS - COST BASED RATES																	
1 Cost Based Rates are applied where BellSouth is required by FCC and/or Commission rule to provide Unbundled Local Switching or Switch Ports																	
2 Features shall apply to the Unbundled Port/Loop Combination - Cost Based Rate section in the same manner as they are applied to the Stand-Alone Unbundled Port section of this Exhibit																	
3 End Office & Tandem Switching Usage & Common Transport Usage rates in the Port section of this exhibit shall apply to all combinations of loop/port network elements except for UNE Coin Port/Loop Combinations																	
4. The first & add'l Port NRC charges apply to Not Currently Combined Combos For Currently Combined Combos, the NRC charges shall be those identified in the NRC - Currently Combined sections Add'l NRCs may apply also & are categorized accordingly																	
5 Market Rates for Unbundled Centrex Port/Loop Combination will be negotiated on an Individual Case Basis, until further notice																	
UNE-P CENTREX - 1AESS - (Valid in AL,FL,GA,KY,LA,MS,&TN only)																	
2-Wire VG Loop/2-Wire Voice Grade Port (Centrex) Combo																	
UNE Port/Loop Combination Rates (Non-Design)																	
	2W VG Loop/2W VG Port (Centrex) Port Combo-Non-Design		1	UEP91		10.94											
	2W VG Loop/2W VG Port (Centrex)Port Combo-Non-Design		2	UEP91		15.05											
	2W VG Loop/2W VG Port (Centrex)Port Combo-Non-Design		3	UEP91		25.80											
UNE Port/Loop Combination Rates (Design)																	
	2W VG Loop/2W VG Port (Centrex) Port Combo-Design		1	UEP91		13.41											
	2W VG Loop/2W VG Port (Centrex)Port Combo-Design		2	UEP91		18.57											
	2W VG Loop/2W VG Port (Centrex)Port Combo-Design		3	UEP91		32.04											
UNE Loop Rate																	
	2W VG Loop (SL 1)-Zone 1		1	UEP91	UECS1	9.77											
	2W VG Loop (SL 1)-Zone 2		2	UEP91	UECS1	13.88											
	2W VG Loop (SL 1)-Zone 3		3	UEP91	UECS1	24.63											
	2W VG Loop (SL 2)-Zone 1		1	UEP91	UECS2	12.24											
	2W VG Loop (SL 2)-Zone 2		2	UEP91	UECS2	17.40											
	2W VG Loop (SL 2)-Zone 3		3	UEP91	UECS2	30.87											
UNE Ports																	
All States (Except NC and SC)																	
	2W VG Port (Centrex) Basic Local Area			UEP91	UEPYA	1.17	53.31	26.46	27.50	8.37		11.90					
	2W VG Port (Centrex 800 Term)Basic Local Area			UEP91	UEPYB	1.17	53.31	26.46	27.50	8.37		11.90					
	2W VG Port (Centrex with Caller ID)1Basic Local Area			UEP91	UEPYH	1.17	53.31	26.46	27.50	8.37		11.90					
	2W VG Port (Centrex from diff SWC)2 Basic Local Area			UEP91	UEPYM	1.17	139.49	86.10	65.41	13.81		11.90					
	2W VG Port, Diff SWC-800 Service Term-Basic Local Area			UEP91	UEPYZ	1.17	139.49	86.10	65.41	13.81		11.90					
	2W VG Port terminated on Megalink or equivalent-Basic Local Area			UEP91	UEPY9	1.17	53.31	26.46	27.50	8.37		11.90					
	2W VG Port Terminated on 800 Service Term-Basic Local Area			UEP91	UEPY2	1.17	53.31	26.46	27.50	8.37		11.90					
Georgia and Florida Only																	
	2W VG Port (Centrex)			UEP91	UEPHA	1.17	53.31	26.46	27.50	8.37		11.90					
	2W VG Port (Centrex 800 Term)			UEP91	UEPHB	1.17	53.31	26.46	27.50	8.37		11.90					
	2W VG Port (Centrex with Caller ID)1			UEP91	UEPHH	1.17	53.31	26.46	27.50	8.37		11.90					
	2W VG Port (Centrex from diff SWC)2			UEP91	UEPHM	1.17	139.49	86.10	65.41	13.81		11.90					
	2W VG Port, Diff SWC-800 Service Term			UEP91	UEPHZ	1.17	139.49	86.10	65.41	13.81		11.90					
	2W VG Port terminated in on Megalink or equivalent			UEP91	UEPH9	1.17	53.31	26.46	27.50	8.37		11.90					
	2W VG Port Terminated on 800 Service Term			UEP91	UEPH2	1.17	53.31	26.46	27.50	8.37		11.90					
Local Switching																	
	Centrex Intercom Functionality, per port			UEP91	URECS	0.7384											
Local Number Portability																	
	Local Number Portability (1 per port)			UEP91	LNPCP	0.35											
Features																	

UNBUNDLED NETWORK ELEMENTS - Florida

CATEGORY	RATE ELEMENTS	Inten m	Zone	BCS	USOC	RATES (\$)		Svc Order Submitted d Elec per LSR	Svc Order Submitted Manually per LSR	Attachment: 2		Exhibit: B		
						Recurring	Nonrecurring			Incremental Charge - Manual Svc Order vs Electronic- 1st	Incremental Charge - Manual Svc Order vs Electronic- Add'l	Incremental Charge - Manual Svc Order vs Electronic- Disc 1st	Incremental Charge - Manual Svc Order vs Electronic- Disc Add'l	
						First	Add'l			First	Add'l	SOMEc	SOMAN	SOMAN
	All Standard Features Offered, per port			UEP91	UEPVF	2.26								
	All Select Features Offered, per port			UEP91	UEPVS	0.00	370.70							
	All Centrex Control Features Offered, per port			UEP91	UEPVC	2.26								
NARS														
	Unbundled Network Access Register-Combination			UEP91	UARCX	0.00	0.00	0.00						
	Unbundled Network Access Register-Initial			UEP91	UAR1X	0.00	0.00	0.00						
	Unbundled Network Access Register-Outdial			UEP91	UAROx	0.00	0.00	0.00						
	Miscellaneous Terminations													
	2-Wire Trunk Side													
	Trunk Side Terms, each			UEP91	CENA6	8.73								
	Interoffice Channel Mileage - 2-Wire													
	Interoffice Channel Facilities Term-VG			UEP91	M1GBC	25.32								
	Interoffice Channel mlage, per mi or fraction of mi			UEP91	M1GBM	0.0091								
	Feature Activations (DS0) Centrex Loops on Channelized DS1 Service													
	D4 Channel Bank Feature Activations													
	Feature Activation on D-4 Channel Bank Centrex Loop Slot			UEP91	1PQWS	0.66								
	Feature Activation on D-4 Channel Bank FX Line Side Loop Slot			UEP91	1PQW6	0.66								
	Feature Activation on D-4 Channel Bank FX Trunk Side Loop Slot			UEP91	1PQW7	0.66								
	Feature Activation on D-4 Channel Bank Centrex Loop Slot-diff WC			UEP91	1PQWP	0.66								
	Feature Activation on D-4 Channel Bank Private Line Loop Slot			UEP91	1PQWV	0.66								
	Feature Activation on D-4 Channel Bank Trunk Line/Trunk Loop Slot			UEP91	1PQWQ	0.66								
	Feature Activation on D-4 Channel Bank WATS Loop Slot			UEP91	1PQWA	0.66								
	Non-Recurring Charges (NRC) Associated with UNE-P Centrex													
	Conversion-Currently Combined Switch-As-Is with allowed changes, per port			UEP91	USAC2		21.50	8.42						11.90
	Conversion of Existing Centrex Common Block			UEP91	USACN		5.17	8.32						11.90
	New Centrex Standard Common Block			UEP91	M1ACS	0.00	618.82							11.90
	New Centrex Customized Common Block			UEP91	M1ACC	0.00	618.82							11.90
	Secondary Block, per Block			UEP91	M2CC1	0.00	71.31							11.90
	NAR Establishment Charge, Per Occasion			UEP91	URECA	0.00	66.48							11.90
	UNE-P CENTREX - 5ESS (Valid in All States)													
	2-Wire VG Loop/2-Wire Voice Grade Port (Centrex) Combo													
	UNE Port/Loop Combination Rates (Non-Design)													
	2W VG Loop/2W VG Port (Centrex) Port Combo-Non-Design		1	UEP95		10.94								
	2W VG Loop/2W VG Port (Centrex)Port Combo-Non-Design		2	UEP95		15.05								
	2W VG Loop/2W VG Port (Centrex)Port Combo-Non-Design		3	UEP95		25.80								
	UNE Port/Loop Combination Rates (Design)													
	2W VG Loop/2W VG Port (Centrex) Port Combo-Design		1	UEP95		13.41								
	2W VG Loop/2W VG Port (Centrex)Port Combo-Design		2	UEP95		18.57								
	2W VG Loop/2W VG Port (Centrex)Port Combo-Design		3	UEP95		32.04								
	UNE Loop Rate													
	2W VG Loop (SL 1)-Zone 1		1	UEP95	UECS1	9.77								
	2W VG Loop (SL 1)-Zone 2		2	UEP95	UECS1	13.88								
	2W VG Loop (SL 1)-Zone 3		3	UEP95	UECS1	24.63								
	2W VG Loop (SL 2)-Zone 1		1	UEP95	UECS2	12.24								
	2W VG Loop (SL 2)-Zone 2		2	UEP95	UECS2	17.40								
	2W VG Loop (SL 2)-Zone 3		3	UEP95	UECS2	30.87								
	UNE Port Rate													
	All States													
	2W VG Port (Centrex) Basic Local Area			UEP95	UEPYA	1.17	53.31	26.46	27.50	8.37				11.90
	2W VG Port (Centrex 800 Term)			UEP95	UEPYB	1.17	53.31	26.46	27.50	8.37				11.90
	2W VG Port (Centrex with Caller ID)1Basic Local Area			UEP95	UEPYH	1.17	53.31	26.46	27.50	8.37				11.90
	2W VG Port (Centrex from diff SWC)2 Basic Local Area			UEP95	UEPYM	1.17	139.49	86.10	65.41	13.81				11.90
	2W VG Port, Diff SWC-800 Service Term-Basic Local Area			UEP95	UEPYZ	1.17	139.49	86.10	65.41	13.81				11.90
	2W VG Port terminated on Megalink or equivalent-Basic Local Area			UEP95	UEPY9	1.17	53.31	26.46	27.50	8.37				11.90
	2W VG Port Terminated on 800 Service Term-Basic Local Area			UEP95	UEPY2	1.17	53.31	26.46	27.50	8.37				11.90
	FL & GA Only													
	2W VG Port (Centrex)			UEP95	UEPHA	1.17	53.31	26.46	27.50	8.37				11.90
	2W VG Port (Centrex 800 Term)			UEP95	UEPHB	1.17	53.31	26.46	27.50	8.37				11.90
	2W VG Port (Centrex with Caller ID)1			UEP95	UEPHH	1.17	53.31	26.46	27.50	8.37				11.90
	2W VG Port (Centrex from diff SWC)2			UEP95	UEPHM	1.17	139.49	86.10	65.41	13.81				11.90
	2W VG Port, Diff SWC-800 Service Term			UEP95	UEPHZ	1.17	139.49	86.10	65.41	13.81				11.90

UNBUNDLED NETWORK ELEMENTS - Florida

CATEGORY	RATE ELEMENTS	Interm	Zone	BCS	USOC	RATES (\$)					Svc Order Submitted per LSR	Svc Order Submitted Manually per LSR	Attachment 2			Exhibit B		
						Recurring	Nonrecurring		NRC Disconnect				SOME C	SOMAN	SOMAN	SOMAN	SOMAN	SOMAN
							First	Add'l	First	Add'l								
OSS Rates(\$)													SOME C	SOMAN	SOMAN	SOMAN	SOMAN	SOMAN
	2W VG Port terminated in on Megalmk or equivalent			UEP95	UEPH9	1.17	53.31	26.46	27.50	8.37								
	2W VG Port Terminated on 800 Service Term			UEP95	UEPH2	1.17	53.31	26.46	27.50	8.37								
	Local Switching																	
	Centrex Intercom Functionality, per port			UEP95	URECS	0.7384												
	Local Number Portability																	
	Local Number Portability (1 per port)			UEP95	LNPCC	0.35												
	Features																	
	All Standard Features Offered, per port			UEP95	UEPVF	2.26												
	All Select Features Offered, per port			UEP95	UEPVS	0.00	370.70					11.90						
	All Centrex Control Features Offered, per port			UEP95	UEPVC	2.26												
	NARS																	
	Unbundled Network Access Register-Combination			UEP95	UARCX	0.00	0.00	0.00					11.90					
	Unbundled Network Access Register-Initial			UEP95	UAR1X	0.00	0.00	0.00					11.90					
	Unbundled Network Access Register-Outdial			UEP95	UARO X	0.00	0.00	0.00					11.90					
	Miscellaneous Terminations																	
	2-Wire Trunk Side																	
	Trunk Side Terms, each			UEP95	CEND6	8.73												
	4-Wire Digital (1 544 Megabits)																	
	DS1 Circuit Terms, each			UEP95	M1HD1	54.95												
	DS0 Channels Activated, each			UEP95	M1HDO	0.00	15.69					11.90						
	Interoffice Channel Mileage - 2-Wire																	
	Interoffice Channel Facilities Term			UEP95	M1GBC	25.32												
	Interoffice Channel mileage, per mi or fraction of mi			UEP95	M1GBM	0.0091												
	Feature Activations (DS0) Centrex Loops on Channelized DS1 Service																	
	D4 Channel Bank Feature Activations																	
	Feature Activation on D-4 Channel Bank Centrex Loop Slot			UEP95	1PQWS	0.66												
	Feature Activation on D-4 Channel Bank FX Inne Side Loop Slot			UEP95	1PQW6	0.66												
	Feature Activation on D-4 Channel Bank FX Trunk Side Loop Slot			UEP95	1PQW7	0.66												
	Feature Activation on D-4 Channel Bank Centrex Loop Slot-diff WC			UEP95	1PQWP	0.66												
	Feature Activation on D-4 Channel Bank Private Line Loop Slot			UEP95	1PQWV	0.66												
	Feature Activation on D-4 Channel Bank Trje Line/Trunk Loop Slot			UEP95	1PQWO	0.66												
	Feature Activation on D-4 Channel Bank WATS Loop Slot			UEP95	1PQWA	0.66												
	Non-Recurring Charges (NRC) Associated with UNE-P Centrex																	
	NRC Conversion Currently Combined Switch-As-Is with allowed changes, per port			UEP95	USAC2	0.00	21.50	8.42				11.90						
	Conversion of Existing Centrex Common Block, each			UEP95	USACN	0.00	5.17	8.32				11.90						
	New Centrex Standard Common Block			UEP95	M1ACC	0.00	618.82					11.90						
	New Centrex Customized Common Block			UEP95	M1ACC	0.00	618.82					11.90						
	NAR Establishment Charge, Per Occasion			UEP95	URECA	0.00	66.48					11.90						
	UNE-P CENTREX - DMS100 (Valid in All States)																	
	2-Wire VG Loop/2-Wire Voice Grade Port (Centrex) Combo																	
	UNE Port/Loop Combination Rates (Non-Design)																	
	2W VG Loop/2W VG Port (Centrex) Port Combo-Non-Design		1	UEP9D		10.94												
	2W VG Loop/2W VG Port (Centrex)Port Combo-Non-Design		2	UEP9D		15.05												
	2W VG Loop/2W VG Port (Centrex)Port Combo-Non-Design		3	UEP9D		25.60												
	UNE Port/Loop Combination Rates (Design)																	
	2W VG Loop/2W VG Port (Centrex) Port Combo-Design		1	UEP9D		13.41												
	2W VG Loop/2W VG Port (Centrex)Port Combo-Design		2	UEP9D		18.57												
	2W VG Loop/2W VG Port (Centrex)Port Combo-Design		3	UEP9D		32.04												

UNBUNDLED NETWORK ELEMENTS - Florida

CATEGORY	RATE ELEMENTS	Interim	Zone	BCS	USOC	RATES (\$)				Svc Order Submitted per LSR	Svc Order Submitted Manually per LSR	Attachment 2		Exhibit B		
						Recurring	Nonrecurring		NRC Disconnect			Incremental Charge - Manual Svc Order vs Electronic-1st	Incremental Charge - Manual Svc Order vs Electronic-Add'l	Incremental Charge - Manual Svc Order vs Electronic-Disc 1st	Incremental Charge - Manual Svc Order vs Electronic-Disc Add'l	
							First	Add'l	First							Add'l
												OSS Rates(\$)				
												SOME C	SOMAN	SOMAN	SOMAN	SOMAN
	UNE Loop Rate															
	2W VG Loop (SL 1)-Zone 1		1	UEP9D	UECS1	9.77										
	2W VG Loop (SL 1)-Zone 2		2	UEP9D	UECS1	13.88										
	2W VG Loop (SL 1)-Zone 3		3	UEP9D	UECS1	24.63										
	2W VG Loop (SL 2)-Zone 1		1	UEP9D	UECS2	12.24										
	2W VG Loop (SL 2)-Zone 2		2	UEP9D	UECS2	17.40										
	2W VG Loop (SL 2)-Zone 3		3	UEP9D	UECS2	30.87										
	UNE Port Rate															
	ALL STATES															
	2W VG Port (Centrex) Basic Local Area			UEP9D	UEPYA	1.17							11.90			
	2W VG Port (Centrex 800 Term)Basic Local Area			UEP9D	UEPYB	1.17	53.31	26.46	27.50	8.37			11.90			
	2W VG Port (Centrex/EBS-PSET)3Basic Local Area			UEP9D	UEPYC	1.17	53.31	26.46	27.50	8.37			11.90			
	2W VG Port (Centrex /EBS-M5009)3Basic Local Area			UEP9D	UEPYD	1.17	53.31	26.46	27.50	8.37			11.90			
	2W VG Port (Centrex /EBS-M5209)3 Basic Local Area			UEP9D	UEPYE	1.17	53.31	26.46	27.50	8.37			11.90			
	2W VG Port (Centrex /EBS-M5112)3 Basic Local Area			UEP9D	UEPYF	1.17	53.31	26.46	27.50	8.37			11.90			
	2W VG Port (Centrex /EBS-M5312)3Basic Local Area			UEP9D	UEPYG	1.17	53.31	26.46	27.50	8.37			11.90			
	2W VG Port (Centrex/EBS-M5008)3 Basic Local Area			UEP9D	UEPYT	1.17	53.31	26.46	27.50	8.37			11.90			
	2W VG Port (Centrex/EBS-M5208)3 Basic Local Area			UEP9D	UEPYU	1.17	53.31	26.46	27.50	8.37			11.90			
	2W VG Port (Centrex/EBS-M5216)3 Basic Local Area			UEP9D	UEPYV	1.17	53.31	26.46	27.50	8.37			11.90			
	2W VG Port (Centrex/EBS-M5316)3 Basic Local Area			UEP9D	UEPY3	1.17	53.31	26.46	27.50	8.37			11.90			
	2W VG Port (Centrex with Caller ID) Basic Local Area			UEP9D	UEPYH	1.17	53.31	26.46	27.50	8.37			11.90			
	2W VG Port (Centrex/Caller ID/Msg Wtg Lamp Indication)3 Basic Local Area			UEP9D	UEPYW	1.17	53.31	26.46	27.50	8.37			11.90			
	2W VG Port (Centrex/Msg Wtg Lamp Indication)3 Basic Local Area			UEP9D	UEPYJ	1.17	53.31	26.46	27.50	8.37			11.90			
	2W VG Port (Centrex from diff SWC) 2 Basic Local Area			UEP9D	UEPYM	1.17	53.31	26.46	27.50	8.37			11.90			
	2W VG Port (Centrex/differ SWC /EBS-PSET)2, 3 Basic Local Area			UEP9D	UEPYO	1.17	53.31	26.46	27.50	8.37			11.90			
	2W VG Port (Centrex/differ SWC /EBS-M5009)2, 3 Basic Local Area			UEP9D	UEPYP	1.17	53.31	26.46	27.50	8.37			11.90			
	2W VG Port (Centrex/differ SWC /EBS-5209)2, 3 Basic Local Area			UEP9D	UEPYQ	1.17	139.49	86.10	65.41	13.81			11.90			
	2W VG Port (Centrex/differ SWC /EBS-M5112)2, 3 Basic Local Area			UEP9D	UEPYR	1.17	139.49	86.10	65.41	13.81			11.90			
	2W VG Port (Centrex/differ SWC /EBS-M5312)2, 3 Basic Local Area			UEP9D	UEPYS	1.17	139.49	86.10	65.41	13.81			11.90			
	2W VG Port (Centrex/differ SWC /EBS-M5008)2, 3 Basic Local Area			UEP9D	UEPY4	1.17	139.49	86.10	65.41	13.81			11.90			
	2W VG Port (Centrex/differ SWC /EBS-M5208)2, 3 Basic Local Area			UEP9D	UEPY5	1.17	139.49	86.10	65.41	13.81			11.90			
	2W VG Port (Centrex/differ SWC /EBS-M5216)2, 3 Basic Local Area			UEP9D	UEPY6	1.17	139.49	86.10	65.41	13.81			11.90			
	2W VG Port (Centrex/differ SWC /EBS-M5316)2, 3 Basic Local Area			UEP9D	UEPY7	1.17	139.49	86.10	65.41	13.81			11.90			
	2W VG Port, Diff SWC-800 Service Term			UEP9D	UEPYZ	1.17	139.49	86.10	65.41	13.81			11.90			
	2W VG Port terminated on Megalink or equivalent Basic Local Area			UEP9D	UEPY9	1.17	53.31	26.46	27.50	8.37			11.90			
	2W VG Port Terminated on 800 Service Term Basic Local Area			UEP9D	UEPY2	1.17	53.31	26.46	27.50	8.37			11.90			
	FL & GA Only															
	2W VG Port (Centrex)			UEP9D	UEPHA	1.17	53.31	26.46	27.50	8.37			11.90			
	2W VG Port (Centrex 800 Term)			UEP9D	UEPHB	1.17	53.31	26.46	27.50	8.37			11.90			
	2W VG Port (Centrex/EBS-PSET)3			UEP9D	UEPHC	1.17	53.31	26.46	27.50	8.37			11.90			
	2W VG Port (Centrex /EBS-M5009)3			UEP9D	UEPHD	1.17	53.31	26.46	27.50	8.37			11.90			
	2W VG Port (Centrex /EBS-M5209)3			UEP9D	UEPHE	1.17	53.31	26.46	27.50	8.37			11.90			
	2W VG Port (Centrex /EBS-M5112)3			UEP9D	UEPHF	1.17	53.31	26.46	27.50	8.37			11.90			
	2W VG Port (Centrex /EBS-M5312)3			UEP9D	UEPHG	1.17	53.31	26.46	27.50	8.37			11.90			
	2W VG Port (Centrex /EBS-M5008)3			UEP9D	UEPHI	1.17	53.31	26.46	27.50	8.37			11.90			
	2W VG Port (Centrex/EBS-M5208)3			UEP9D	UEPHJ	1.17	53.31	26.46	27.50	8.37			11.90			
	2W VG Port (Centrex/EBS-M5216)3			UEP9D	UEPHK	1.17	53.31	26.46	27.50	8.37			11.90			
	2W VG Port (Centrex/EBS-M5316)3			UEP9D	UEPHL	1.17	53.31	26.46	27.50	8.37			11.90			
	2W VG Port (Centrex with Caller ID)			UEP9D	UEPHM	1.17	53.31	26.46	27.50	8.37			11.90			
	2W VG Port (Centrex/Caller ID/Msg Wtg Lamp Indication)3			UEP9D	UEPHN	1.17	53.31	26.46	27.50	8.37			11.90			
	2W VG Port (Centrex/Msg Wtg Lamp Indication)3			UEP9D	UEPHO	1.17	53.31	26.46	27.50	8.37			11.90			
	2W VG Port (Centrex from diff SWC) 2			UEP9D	UEPHM	1.17	139.49	86.10	65.41	13.81			11.90			
	2W VG Port (Centrex/differ SWC /EBS-PSET)2, 3			UEP9D	UEPHO	1.17	139.49	86.10	65.41	13.81			11.90			
	2W VG Port (Centrex/differ SWC /EBS-M5009)2, 3			UEP9D	UEPHP	1.17	139.49	86.10	65.41	13.81			11.90			
	2W VG Port (Centrex/differ SWC /EBS-5209)2, 3			UEP9D	UEPHQ	1.17	139.49	86.10	65.41	13.81			11.90			
	2W VG Port (Centrex/differ SWC /EBS-M5112)2, 3			UEP9D	UEPHR	1.17	139.49	86.10	65.41	13.81			11.90			
	2W VG Port (Centrex/differ SWC /EBS-M5312)2, 3			UEP9D	UEPHS	1.17	139.49	86.10	65.41	13.81			11.90			
	2W VG Port (Centrex/differ SWC /EBS-M5008)2, 3			UEP9D	UEPH4	1.17	139.49	86.10	65.41	13.81			11.90			

UNBUNDLED NETWORK ELEMENTS - Florida

CATEGORY	RATE ELEMENTS	Interm	Zone	BCS	USOC	RATES (\$)				Svc Order Submitted per LSR	Svc Order Submitted Manually per LSR	Attachment 2		Exhibit B		
						Recurring	Nonrecurring		NRC Disconnect			Incremental Charge - Manual Svc Order vs Electronic-1st	Incremental Charge - Manual Svc Order vs Electronic-Add'l	Incremental Charge - Manual Svc Order vs Electronic-Disc 1st	Incremental Charge - Manual Svc Order vs Electronic-Disc Add'l	
							First	Add'l	First							Add'l
												OSS Rates(\$)				
												SOME C	SOMAN	SOMAN	SOMAN	SOMAN
	2W VG Port (Centrex/differ SWC /EBS-M5208)2, 3			UEP9D	UEPH5	1 17	139 49	86 10	65 41	13 81						
	2W VG Port (Centrex/differ SWC /EBS-M5216)2, 3			UEP9D	UEPH6	1 17	139 49	86 10	65 41	13 81						
	2W VG Port (Centrex/differ SWC /EBS-M5316)2, 3			UEP9D	UEPH7	1 17	139 49	86 10	65 41	13 81						
	2W VG Port, Diff SWC-800 Service Term			UEP9D	UEPHZ	1 17	139 49	86 10	65 41	13 81						
	2W VG Port Terminated in on Megalink or equivalent			UEP9D	UEPH9	1 17	53 31	26 46	27 50	8 37						
	2W VG Port Terminated on 800 Service Term			UEP9D	UEPH2	1 17	53 31	26 46	27 50	8 37						
	Local Switching															
	Centrex Intercom Functionality, per port			UEP9D	URECS	0 7384										
	Local Number Portability															
	Local Number Portability (1 per port)			UEP9D	LNPC	0 35										
	Features															
	All Standard Features Offered, per port			UEP9D	UEPVF	2 26										
	All Select Features Offered, per port			UEP9D	UEPVS	0 00	370 70				11 90					
	All Centrex Control Features Offered, per port			UEP9D	UEPVC	2 26										
	NARS															
	Unbundled Network Access Register-Combination			UEP9D	UARC	0 00	0 00	0 00			11 90					
	Unbundled Network Access Register-Inward			UEP9D	UAR1X	0 00	0 00	0 00			11 90					
	Unbundled Network Access Register-Outdial			UEP9D	UAROX	0 00	0 00	0 00			11 90					
	Miscellaneous Terminations															
	2-Wire Trunk Side															
	Trunk Side Terms, each			UEP9D	CEND6	8 73										
	4-Wire Digital (1 544 Megabits)															
	DS1 Circuit Terms, each			UEP9D	M1HD1	54 95										
	DS0 Channels Activated per Channel			UEP9D	M1HDO	0 00	15 69				11 90					
	Interoffice Channel Mileage - 2-Wire															
	Interoffice Channel Facilities Term			UEP9D	M1GBC	25 32										
	Interoffice Channel miage, per mi or fraction of mi			UEP9D	M1GBM	0 0091										
	Feature Activations (DS0) Centrex Loops on Channelized DS1 Service															
	D4 Channel Bank Feature Activations															
	Feature Activation on D-4 Channel Bank Centrex Loop Slot			UEP9D	1PQWS	0 66										
	Feature Activation on D-4 Channel Bank FX Line Side Loop Slot			UEP9D	1PQW6	0 66										
	Feature Activation on D-4 Channel Bank FX Trunk Side Loop Slot			UEP9D	1PQW7	0 66										
	Feature Activation on D-4 Channel Bank Centrex Loop Slot-diff WC			UEP9D	1PQWP	0 66										
	Feature Activation on D-4 Channel Bank Private Line Loop Slot			UEP9D	1PQWV	0 66										
	Feature Activation on D-4 Channel Bank Tjpe Line/Trunk Loop Slot			UEP9D	1PQWQ	0 66										
	Feature Activation on D-4 Channel Bank WATS Loop Slot			UEP9D	1PQWA	0 66										
	Non-Recurring Charges (NRC) Associated with UNE-P Centrex															
	NRC Conversion Currently Combined Switch-As-Is with allowed changes, per port			UEP9D	USAC2		21 50	8 42			11 90					
	Conversion of existing Centrex Common Block, each			UEP9D	USACN		5 17	8 32			11 90					
	New Centrex Standard Common Block			UEP9D	M1ACS	0 00	618 82				11 90					
	New Centrex Customized Common Block			UEP9D	M1ACC	0 00	618 82				11 90					
	NAR Establishment Charge, Per Occasion			UEP9D	URECA	0 00	66 48				11 90					
	UNE-P CENTREX - EWSD (Valid in AL, FL, KY, LA, MS & TN)															
	2-Wire VG Loop/2-Wire Voice Grade Port (Centrex) Combo															
	UNE Port/Loop Combination Rates (Non-Design)															
	2W VG Loop/2W VG Port (Centrex) Port Combo-Non-Design	1		UEP9E		10 94										
	2W VG Loop/2W VG Port (Centrex)Port Combo-Non-Design	2		UEP9E		15 05										
	2W VG Loop/2W VG Port (Centrex)Port Combo-Non-Design	3		UEP9E		25 80										
	UNE Port/Loop Combination Rates (Design)															
	2W VG Loop/2W VG Port (Centrex) Port Combo-Design	1		UEP9E		13 41										
	2W VG Loop/2W VG Port (Centrex)Port Combo-Design	2		UEP9E		18 57										
	2W VG Loop/2W VG Port (Centrex)Port Combo-Design	3		UEP9E		32 04										
	UNE Loop Rate															
	2W VG Loop (SL 1)-Zone 1	1		UEP9E	UECS1	9 77										
	2W VG Loop (SL 1)-Zone 2	2		UEP9E	UECS1	13 88										
	2W VG Loop (SL 1)-Zone 3	3		UEP9E	UECS1	24 63										
	2W VG Loop (SL 2)-Zone 1	1		UEP9E	UECS2	12 24										
	2W VG Loop (SL 2)-Zone 2	2		UEP9E	UECS2	17 40										
	2W VG Loop (SL 2)-Zone 3	3		UEP9E	UECS2	30 87										
	UNE Port Rate															
	AL, FL, KY, LA, MS, & TN only															

UNBUNDLED NETWORK ELEMENTS - Florida

CATEGORY	RATE ELEMENTS	Inten m	Zone	BCS	USOC	RATES (\$)				Svc Order Submitte d Elec per LSR	Svc Order Submitted Manually per LSR	Attachment 2		Exhibit B		
						Recurring	Nonrecurring		NRC Disconnect			Incremental Charge - Manual Svc Order vs Electronic- 1st	Incremental Charge - Manual Svc Order vs. Electronic- Add'l	Incremental Charge - Manual Svc Order vs Electronic- Disc 1st	Incremental Charge - Manual Svc Order vs Electronic- Disc Add'l	
							First	Add'l	First							Add'l
	2W VG Port (Centrex) Basic Local Area			UEP9E	UEPYA	1 17	53 31	26 46	27 50	8 37						
	2W VG Port (Centrex 800 Term)Basic Local Area			UEP9E	UEPYB	1 17	53 31	26 46	27 50	8 37						
	2W VG Port (Centrex with Caller ID)1Basic Local Area			UEP9E	UEPYH	1 17	53 31	26 46	27 50	8 37						
	2W VG Port (Centrex from diff SWC)2 Basic Local Area			UEP9E	UEPYM	1 17	139 49	86 10	65 41	13 81						
	2W VG Port, Diff SWC-800 Service Term-Basic Local Area			UEP9E	UEPYZ	1 17	139 49	86 10	65 41	13 81						
	2W VG Port terminated on Megalink or equivalent-Basic Local Area			UEP9E	UEPY9	1 17	53 31	26 46	27 50	8 37						
	2W VG Port Terminated on 800 Service Term-Basic Local Area			UEP9E	UEPY2	1 17	53 31	26 46	27 50	8 37						
	Florida Only															
	2W VG Port (Centrex)			UEP9E	UEPHA	1 17	53 31	26 46	27 50	8 37						
	2W VG Port (Centrex 800 Term)			UEP9E	UEPHB	1 17	53 31	26 46	27 50	8 37						
	2W VG Port (Centrex with Caller ID)1			UEP9E	UEPHH	1 17	53 31	26 46	27 50	8 37						
	2W VG Port (Centrex from diff SWC)2			UEP9E	UEPHM	1 17	139 49	86 10	65 41	13 81						
	2W VG Port, Diff SWC-800 Service Term			UEP9E	UEPHZ	1 17	139 49	86 10	65 41	13 81						
	2W VG Port terminated in on Megalink or equivalent			UEP9E	UEPH9	1 17	53 31	26 46	27 50	8 37						
	2W VG Port Terminated on 800 Service Term			UEP9E	UEPH2	1 17	53 31	26 46	27 50	8 37						
	Local Switching															
	Centrex Intercom Functionality, per port			UEP9E	URECS	0 7384										
	Local Number Portability															
	Local Number Portability (1 per port)			UEP9E	LNPC	0 35										
	Features															
	All Standard Features Offered, per port			UEP9E	UEPVF	2 26										
	All Select Features Offered, per port			UEP9E	UEPVS	0 00	370 70				11 90					
	All Centrex Control Features Offered, per port			UEP9E	UEPVC	2 26										
	NARS															
	Unbundled Network Access Register-Combination			UEP9E	UARCX	0 00	0 00	0 00			11 90					
	Unbundled Network Access Register-Initial			UEP9E	UAR1X	0 00	0 00	0 00			11 90					
	Unbundled Network Access Register-Outdial			UEP9E	UAROX	0 00	0 00	0 00			11 90					
	Miscellaneous Terminations															
	2-Wire Trunk Side															
	Trunk Side Terms, each			UEP9E	CEND6	8 73										
	4-Wire Digital (1 544 Megabits)															
	DS1 Circuit Terms, each			UEP9E	M1HD1	54 95										
	DS0 Channel Activated Per Channel			UEP9E	M1HDO	0 00	15 69				11 90					
	Interoffice Channel Mileage - 2-Wire															
	Interoffice Channel Facilities Term			UEP9E	M1GBC	25 32										
	Interoffice Channel mileage, per mi or fraction of mi			UEP9E	M1GBM	0 0091										
	Feature Activations (DS0) Centrex Loops on Channelized DS1 Service															
	D4 Channel Bank Feature Activations															
	Feature Activation on D-4 Channel Bank Centrex Loop Slot			UEP9E	1PQWS	0 66										
	Feature Activation on D-4 Channel Bank FX Line Side Loop Slot			UEP9E	1PQW6	0 66										
	Feature Activation on D-4 Channel Bank FX Trunk Side Loop Slot			UEP9E	1PQW7	0 66										
	Feature Activation on D-4 Channel Bank Centrex Loop Slot-diff WC			UEP9E	1PQWP	0 66										
	Feature Activation on D-4 Channel Bank Private Line Loop Slot			UEP9E	1PQWV	0 66										
	Feature Activation on D-4 Channel Bank Tpe Line/Trunk Loop Slot			UEP9E	1PQWQ	0 66										
	Feature Activation on D-4 Channel Bank WATS Loop Slot			UEP9E	1PQWA	0 66										
	Non-Recurring Charges (NRC) Associated with UNE-P Centrex															
	NRC Conversion Currently Combined Switch-As-Is with allowed changes, per port			UEP9E	USAC2		21 50	8 42			11 90					
	Conversion of Existing Centrex Common Block, each			UEP9E	USACN		5 17	8 32			11 90					
	New Centrex Standard Common Block			UEP9E	M1ACS	0 00	618 82				11 90					
	New Centrex Customized Common Block			UEP9E	M1ACC	0 00	618 82				11 90					
	NAR Establishment Charge, Per Occasion			UEP9E	URECA	0 00	66 48				11 90					

UNBUNDLED NETWORK ELEMENTS - Florida										Attachment 2		Exhibit B			
CATEGORY	RATE ELEMENTS	Interm	Zone	BCS	USOC	RATES (\$)				Svc Order Submitted Elec per LSR	Svc Order Submitted Manually per LSR	Incremental Charge - Manual Svc Order vs Electronic-1st	Incremental Charge - Manual Svc Order vs Electronic-Add'l	Incremental Charge - Manual Svc Order vs Electronic-Disc 1st	Incremental Charge - Manual Svc Order vs Electronic-Disc Add'l
						Recurring	Nonrecurring		NRC Disconnect						
							First	Add'l	First	Add'l	SOME C	SOMAN	SOMAN	SOMAN	SOMAN
	Note 1 - Required Port for Centrex Control in 1AESS, 5ESS & EWSD														
	Note 2 - Requires Interoffice Channel Mileage														
	Note 3 - Requires Specific Customer Premises Equipment														
UNBUNDLED CENTREX PORT/LOOP COMBINATIONS - MARKET RATES															
1 Market Rates are applied where BellSouth is not required by FCC and/or Commission rule to provide Unbundled Local Switching or Switch Ports.															
2 Recurring Charges for all Standard Centrex and Centrex Control Features are Included in the Market Rate															
3 End Office & Tandem Switching Usage & Common Transport Usage rates in the Port section of this exhibit shall apply to all combinations of loop/port network elements except for UNE Coin Port/Loop Combinations															
4 The first & add'l Port NRC charges apply to Not Currently Combined Combos For Currently Combined Combos, the NRC charges shall be those identified in the NRC - Currently Combined sections Add'l NRCs may apply also & are categorized accordingly															
UNE-P CENTREX - 1AESS - (Valid in AL,FL,GA,KY,LA,MS,&TN only)															
2-Wire VG Loop/2-Wire Voice Grade Port (Centrex) Combo															
UNE Port/Loop Combination Rates (Non-Design)															
	2W VG Loop/2W VG Port (Centrex) Port Combo-Non-Design		1	UEP91		26 94									
	2W VG Loop/2W VG Port (Centrex)Port Combo-Non-Design		2	UEP91		31 06									
	2W VG Loop/2W VG Port (Centrex)Port Combo-Non-Design		3	UEP91		45 87									
UNE Port/Loop Combination Rates (Design)															
	2W VG Loop/2W VG Port (Centrex) Port Combo-Design		1	UEP91		29 36									
	2W VG Loop/2W VG Port (Centrex)Port Combo-Design		2	UEP91		34 43									
	2W VG Loop/2W VG Port (Centrex)Port Combo-Design		3	UEP91		50 68									
UNE Loop Rate															
	2W VG Loop (SL 1)-Zone 1		1	UEP91	UECS1	12 94									
	2W VG Loop (SL 1)-Zone 2		2	UEP91	UECS1	17 06									
	2W VG Loop (SL 1)-Zone 3		3	UEP91	UECS1	31 87									
	2W VG Loop (SL 2)-Zone 1		1	UEP91	UECS2	15 36									
	2W VG Loop (SL 2)-Zone 2		2	UEP91	UECS2	20 43									
	2W VG Loop (SL 2)-Zone 3		3	UEP91	UECS2	36 68									
UNE Ports															
All States (Except NC and SC)															
	2W VG Port (Centrex) Basic Local Area			UEP91	UEPYA	14 00	70 00	35 00	35 00	10 00		11 90			
	2W VG Port (Centrex 800 Term)Basic Local Area			UEP91	UEPYB	14 00	70 00	35 00	35 00	10 00		11 90			
	2W VG Port (Centrex with Caller ID)1Basic Local Area			UEP91	UEPYH	14 00	70 00	35 00	35 00	10 00		11 90			
	2W VG Port (Centrex from diff SWC)2 Basic Local Area			UEP91	UEPYM	14 00	180 00	110 00	85 00	20 00		11 90			
	2W VG Port, Diff SWC-800 Service Term-Basic Local Area			UEP91	UEPYZ	14 00	180 00	110 00	85 00	20 00		11 90			
	2W VG Port terminated on Megalink or equivalent-Basic Local Area			UEP91	UEPY9	14 00	70 00	35 00	35 00	10 00		11 90			
	2W VG Port Terminated on 800 Service Term-Basic Local Area			UEP91	UEPY2	14 00	70 00	35 00	35 00	10 00		11 90			
Georgia and Florida Only															
	2W VG Port (Centrex)			UEP91	UEPHA	14 00	70 00	35 00	35 00	10 00		11 90			
	2W VG Port (Centrex 800 Term)			UEP91	UEPHB	14 00	70 00	35 00	35 00	10 00		11 90			
	2W VG Port (Centrex with Caller ID)1			UEP91	UEPHH	14 00	70 00	35 00	35 00	10 00		11 90			
	2W VG Port (Centrex from diff SWC)2			UEP91	UEPHM	14 00	180 00	110 00	85 00	20 00		11 90			
	2W VG Port, Diff SWC-800 Service Term			UEP91	UEPHZ	14 00	180 00	110 00	85 00	20 00		11 90			
	2W VG Port terminated in on Megalink or equivalent			UEP91	UEPH9	14 00	70 00	35 00	35 00	10 00		11 90			
	2W VG Port Terminated on 800 Service Term			UEP91	UEPH2	14 00	70 00	35 00	35 00	10 00		11 90			
Local Switching															
	Centrex Intercom Functionality, per port			UEP91	URECS	0 7384									
Local Number Portability															
	Local Number Portability (1 per port)			UEP91	LNPC	0 35									
Features															
	All Standard Features Offered, per port			UEP91	UEPVF	0 00						11 90			
	All Select Features Offered, per port			UEP91	UEPVS	0 00	370 70					11 90			
	All Centrex Control Features Offered, per port			UEP91	UEPVC	0 00						11 90			
NARS															
	Unbundled Network Access Register-Combination			UEP91	UARCX	0 00	0 00	0 00				11 90			
	Unbundled Network Access Register-India			UEP91	UARIX	0 00	0 00	0 00				11 90			
	Unbundled Network Access Register-Outdial			UEP91	UAROX	0 00	0 00	0 00				11 90			
Miscellaneous Terminations															
2-Wire Trunk Side															
	Trunk Side Terms, each			UEP91	CENA6	8 81									

UNBUNDLED NETWORK ELEMENTS - Florida

CATEGORY	RATE ELEMENTS	Interm	Zone	BCS	USOC	RATES (\$)		Svc Order Submitted Elec per LSR	Svc Order Submitted Manually per LSR	Attachment 2				Exhibit B				
						Recurring	Nonrecurring			NRC Disconnect		OSS Rates(\$)				Incremental Charge - Manual Svc Order vs Electronic-Disc 1st	Incremental Charge - Manual Svc Order vs Electronic-Disc 1st	
							First			Add'l	First	Add'l	SOME C	SOMAN	SOMAN			SOMAN
	Interoffice Channel Mileage - 2-Wire																	
	Interoffice Channel Facilities Term-VC			UEP91	M1GBC	25.32												
	Interoffice Channel mileage, per mi or fraction of mi			UEP91	M1GBM	0.0091												
	Feature Activations (DS0) Centrex Loops on Channelized DS1 Service																	
	D4 Channel Bank Feature Activations																	
	Feature Activation on D-4 Channel Bank Centrex Loop Slot			UEP91	1PQWS	0.66												
	Feature Activation on D-4 Channel Bank FX Line Side Loop Slot			UEP91	1PQW6	0.66												
	Feature Activation on D-4 Channel Bank FX Trunk Side Loop Slot			UEP91	1PQW7	0.66												
	Feature Activation on D-4 Channel Bank Centrex Loop Slot-diff WC			UEP91	1PQWP	0.66												
	Feature Activation on D-4 Channel Bank Private Line Loop Slot			UEP91	1PQWV	0.66												
	Feature Activation on D-4 Channel Bank Trunk Line/Trunk Loop Slot			UEP91	1PQWQ	0.66												
	Feature Activation on D-4 Channel Bank WATS Loop Slot			UEP91	1PQWA	0.66												
	Non-Recurring Charges (NRC) Associated with UNE-P Centrex																	
	Conversion-Currently Combined Switch-As-Is with allowed changes, per port			UEP91	USAC2		21.50	8.42				11.90						
	Conversion of Existing Centrex Common Block			UEP91	USACN		5.17	8.32				11.90						
	New Centrex Standard Common Block			UEP91	M1ACS	0.00	618.82					11.90						
	New Centrex Customized Common Block			UEP91	M1ACC	0.00	618.82					11.90						
	Secondary Block, per Block			UEP91	M2CCA	0.00	71.31					11.90						
	NAR Establishment Charge, Per Occasion			UEP91	URECA	0.00	66.48					11.90						
	UNE-P CENTREX - 5ESS (Valid in All States)																	
	2-Wire VG Loop/2-Wire Voice Grade Port (Centrex) Combo																	
	UNE Port/Loop Combination Rates (Non-Design)																	
	2W VG Loop/2W VG Port (Centrex) Port Combo-Non-Design		1	UEP95		26.94												
	2W VG Loop/2W VG Port (Centrex) Port Combo-Non-Design		2	UEP95		31.06												
	2W VG Loop/2W VG Port (Centrex) Port Combo-Non-Design		3	UEP95		45.87												
	UNE Port/Loop Combination Rates (Design)																	
	2W VG Loop/2W VG Port (Centrex) Port Combo-Design		1	UEP95		29.36												
	2W VG Loop/2W VG Port (Centrex) Port Combo-Design		2	UEP95		34.43												
	2W VG Loop/2W VG Port (Centrex) Port Combo-Design		3	UEP95		50.68												
	UNE Loop Rate																	
	2W VG Loop (SL 1)-Zone 1		1	UEP95	UECS1	12.94												
	2W VG Loop (SL 1)-Zone 2		2	UEP95	UECS1	17.06												
	2W VG Loop (SL 1)-Zone 3		3	UEP95	UECS1	31.87												
	2W VG Loop (SL 2)-Zone 1		1	UEP95	UECS2	15.36												
	2W VG Loop (SL 2)-Zone 2		2	UEP95	UECS2	20.43												
	2W VG Loop (SL 2)-Zone 3		3	UEP95	UECS2	36.68												
	UNE Port Rate																	
	All States																	
	2W VG Port (Centrex) Basic Local Area			UEP95	UEPYA	14.00	70.00	35.00	35.00	10.00		11.90						
	2W VG Port (Centrex 800 Term)			UEP95	UEPYB	14.00	70.00	35.00	35.00	10.00		11.90						
	2W VG Port (Centrex with Caller ID)1 Basic Local Area			UEP95	UEPYH	14.00	70.00	35.00	35.00	10.00		11.90						
	2W VG Port (Centrex from diff SWC)2 Basic Local Area			UEP95	UEPYM	14.00	180.00	110.00	85.00	20.00		11.90						
	2W VG Port, Diff SWC-800 Service Term-Basic Local Area			UEP95	UEPYZ	14.00	180.00	110.00	85.00	20.00		11.90						
	2W VG Port terminated on Megalink or equivalent-Basic Local Area			UEP95	UEPY9	14.00	70.00	35.00	35.00	10.00		11.90						
	2W VG Port Terminated on 800 Service Term-Basic Local Area			UEP95	UEPY2	14.00	70.00	35.00	35.00	10.00		11.90						
	FL & GA Only																	
	2W VG Port (Centrex)			UEP95	UEPHA	14.00	70.00	35.00	35.00	10.00		11.90						
	2W VG Port (Centrex 800 Term)			UEP95	UEPHB	14.00	70.00	35.00	35.00	10.00		11.90						
	2W VG Port (Centrex with Caller ID)1			UEP95	UEPHH	14.00	70.00	35.00	35.00	10.00		11.90						
	2W VG Port (Centrex from diff SWC)2			UEP95	UEPHM	14.00	180.00	110.00	85.00	20.00		11.90						
	2W VG Port, Diff SWC-800 Service Term			UEP95	UEPHZ	14.00	180.00	110.00	85.00	20.00		11.90						
	2W VG Port terminated in on Megalink or equivalent			UEP95	UEPH9	14.00	70.00	35.00	35.00	10.00		11.90						
	2W VG Port Terminated on 800 Service Term			UEP95	UEPH2	14.00	70.00	35.00	35.00	10.00		11.90						
	Local Switching																	
	Centrex Intercom Functionality, per port			UEP95	URECS	0.7384												
	Local Number Portability																	
	Local Number Portability (1 per port)			UEP95	LNPCC	0.35												

UNBUNDLED NETWORK ELEMENTS - Florida

CATEGORY	RATE ELEMENTS	Interm	Zone	BCS	USOC	RATES (\$)					Svc Order Submitted Elec per LSR	Svc Order Submitted Manually per LSR	Attachment: 2		Exhibit: B	
						Recurring	Nonrecurring		NRC Disconnect				Incremental Charge - Manual Svc Order vs Electronic-1st	Incremental Charge - Manual Svc Order vs Electronic-Disc 1st	Incremental Charge - Manual Svc Order vs Electronic-Disc Add'l	Incremental Charge - Manual Svc Order vs Electronic-Disc Add'l
							First	Add'l	First	Add'l						
	Features															
	All Standard Features Offered, per port			UEP95	UEPVF	0.00										
	All Select Features Offered, per port			UEP95	UEPVS	0.00	370.70				11.90					
	All Centrex Control Features Offered, per port			UEP95	UEPVC	0.00										
	NARS															
	Unbundled Network Access Register-Combination			UEP95	UARCX	0.00	0.00	0.00			11.90					
	Unbundled Network Access Register-Initial			UEP95	UAR1X	0.00	0.00	0.00			11.90					
	Unbundled Network Access Register-Oldial			UEP95	UAROX	0.00	0.00	0.00			11.90					
	Miscellaneous Terminations															
	2-Wire Trunk Side															
	Trunk Side Terms, each			UEP95	CEND6	8.81										
	4-Wire Digital (1 544 Megabits)															
	DS1 Circuit Terms, each			UEP95	M1HD1	54.95										
	DS0 Channels Activated, each			UEP95	M1HDO	0.00	15.69				11.90					
	Interoffice Channel Mileage - 2-Wire															
	Interoffice Channel Facilities Term			UEP95	M1GBC	25.32										
	Interoffice Channel mileage, per mi or fraction of mi			UEP95	M1GBM	0.0091										
	Feature Activations (DS0) Centrex Loops on Channelized DS1 Service															
	D4 Channel Bank Feature Activations															
	Feature Activation on D-4 Channel Bank Centrex Loop Slot			UEP95	1PQWS	0.66										
	Feature Activation on D-4 Channel Bank FX Line Side Loop Slot			UEP95	1PQW6	0.66										
	Feature Activation on D-4 Channel Bank FX Trunk Side Loop Slot			UEP95	1PQW7	0.66										
	Feature Activation on D-4 Channel Bank Centrex Loop Slot-diff WC			UEP95	1PQWP	0.66										
	Feature Activation on D-4 Channel Bank Private Line Loop Slot			UEP95	1PQWV	0.66										
	Feature Activation on D-4 Channel Bank Tye Line/Trunk Loop Slot			UEP95	1PQWQ	0.66										
	Feature Activation on D-4 Channel Bank WATS Loop Slot			UEP95	1PQWA	0.66										
	Non-Recurring Charges (NRC) Associated with UNE-P Centrex															
	NRC Conversion Currently Combined Switch-As-Is with allowed changes, per port			UEP95	USAC2	0.00	21.50	8.42			11.90					
	Conversion of Existing Centrex Common Block, each			UEP95	USACN		5.17	8.32			11.90					
	New Centrex Standard Common Block			UEP95	M1ACS	0.00	618.82				11.90					
	New Centrex Customized Common Block			UEP95	M1ACC	0.00	618.82				11.90					
	NAR Establishment Charge, Per Occasion			UEP95	URECA	0.00	66.48				11.90					
	UNE-P CENTREX - DMS100 (Valid in All States)															
	2-Wire VG Loop/2-Wire Voice Grade Port (Centrex) Combo															
	UNE Port/Loop Combination Rates (Non-Design)															
	2W VG Loop/2W VG Port (Centrex) Port Combo-Non-Design		1	UEP9D		26.94										
	2W VG Loop/2W VG Port (Centrex)Port Combo-Non-Design		2	UEP9D		31.06										
	2W VG Loop/2W VG Port (Centrex)Port Combo-Non-Design		3	UEP9D		45.67										
	UNE Port/Loop Combination Rates (Design)															
	2W VG Loop/2W VG Port (Centrex) Port Combo-Design		1	UEP9D		29.36										
	2W VG Loop/2W VG Port (Centrex)Port Combo-Design		2	UEP9D		34.43										
	2W VG Loop/2W VG Port (Centrex)Port Combo-Design		3	UEP9D		50.68										
	UNE Loop Rate															
	2W VG Loop (SL 1)-Zone 1		1	UEP9D	UECS1	12.94										
	2W VG Loop (SL 1)-Zone 2		2	UEP9D	UECS1	17.06										
	2W VG Loop (SL 1)-Zone 3		3	UEP9D	UECS1	31.87										
	2W VG Loop (SL 2)-Zone 1		1	UEP9D	UECS2	15.36										
	2W VG Loop (SL 2)-Zone 2		2	UEP9D	UECS2	20.43										
	2W VG Loop (SL 2)-Zone 3		3	UEP9D	UECS2	36.68										
	UNE Port Rate															
	ALL STATES															
	2W VG Port (Centrex) Basic Local Area			UEP9D	UEPYA	14.00					11.90					
	2W VG Port (Centrex 600 Term)Basic Local Area			UEP9D	UEPYB	14.00	70.00	35.00	35.00	10.00	11.90					
	2W VG Port (Centrex/EBS-PSET)3Basic Local Area			UEP9D	UEPYC	14.00	70.00	35.00	35.00	10.00	11.90					
	2W VG Port (Centrex /EBS-M5009)3Basic Local Area			UEP9D	UEPYD	14.00	70.00	35.00	35.00	10.00	11.90					
	2W VG Port (Centrex /EBS-M5209)3 Basic Local Area			UEP9D	UEPYE	14.00	70.00	35.00	35.00	10.00	11.90					
	2W VG Port (Centrex /EBS-M5112)3 Basic Local Area			UEP9D	UEPYF	14.00	70.00	35.00	35.00	10.00	11.90					
	2W VG Port (Centrex /EBS-M5312)3Basic Local Area			UEP9D	UEPYG	14.00	70.00	35.00	35.00	10.00	11.90					
	2W VG Port (Centrex /EBS-M5008)3 Basic Local Area			UEP9D	UEPYT	14.00	70.00	35.00	35.00	10.00	11.90					
	2W VG Port (Centrex/EBS-M5208)3 Basic Local Area			UEP9D	UEPYU	14.00	70.00	35.00	35.00	10.00	11.90					
	2W VG Port (Centrex/EBS-M5216)3 Basic Local Area			UEP9D	UEPYV	14.00	70.00	35.00	35.00	10.00	11.90					

UNBUNDLED NETWORK ELEMENTS - Florida

CATEGORY	RATE ELEMENTS	Interim	Zone	BCS	USOC	RATES (\$)					Svc Order Submitted Elec per LSR	Svc Order Submitted Manually per LSR	Attachment 2		Exhibit B		
						Recurring	Nonrecurring		NRC Disconnect				SOMEK	SOMAN	SOMAN	SOMAN	SOMAN
							First	Add'l	First	Add'l							
													OSS Rates(\$)				
													SOMEK	SOMAN	SOMAN	SOMAN	SOMAN
	2W VG Port (Centrex/EBS-M5316)3 Basic Local Area			UEP9D	UEPY3	14 00	70 00	35 00	35 00	10 00							
	2W VG Port (Centrex with Caller ID) Basic Local Area			UEP9D	UEPYH	14 00	70 00	35 00	35 00	10 00							
	2W VG Port (Centrex/Caller ID/Msg Wtg Lamp Indication)3 Basic Local Area			UEP9D	UEPYW	14 00	70 00	35 00	35 00	10 00							
	2W VG Port (Centrex/Msg Wtg Lamp Indication)3 Basic Local Area			UEP9D	UEPYJ	14 00	70 00	35 00	35 00	10 00							
	2W VG Port (Centrex from diff SWC) 2 Basic Local Area			UEP9D	UEPYM	14 00	70 00	35 00	35 00	10 00							
	2W VG Port (Centrex/differ SWC /EBS-PSET)2, 3 Basic Local Area			UEP9D	UEPYO	14 00	70 00	35 00	35 00	10 00							
	2W VG Port (Centrex/differ SWC /EBS-M5009)2, 3 Basic Local Area			UEP9D	UEPYP	14 00	70 00	35 00	35 00	10 00							
	2W VG Port (Centrex/differ SWC /EBS-5209)2, 3 Basic Local Area			UEP9D	UEPYQ	14 00	180 00	110 00	85 00	20 00							
	2W VG Port (Centrex/differ SWC /EBS-M5112)2, 3 Basic Local Area			UEP9D	UEPYR	14 00	180 00	110 00	85 00	20 00							
	2W VG Port (Centrex/differ SWC /EBS-M5312)2, 3 Basic Local Area			UEP9D	UEPYS	14 00	180 00	110 00	85 00	20 00							
	2W VG Port (Centrex/differ SWC /EBS-M5008)2, 3 Basic Local Area			UEP9D	UEPY4	14 00	180 00	110 00	85 00	20 00							
	2W VG Port (Centrex/differ SWC /EBS-M5208)2, 3 Basic Local Area			UEP9D	UEPY5	14 00	180 00	110 00	85 00	20 00							
	2W VG Port (Centrex/differ SWC /EBS-M5216)2, 3 Basic Local Area			UEP9D	UEPY6	14 00	180 00	110 00	85 00	20 00							
	2W VG Port (Centrex/differ SWC /EBS-M5316)2, 3 Basic Local Area			UEP9D	UEPY7	14 00	180 00	110 00	85 00	20 00							
	2W VG Port, Diff SWC-800 Service Term			UEP9D	UEPYZ	14 00	180 00	110 00	85 00	20 00							
	2W VG Port terminated on Megalink or equivalent Basic Local Area			UEP9D	UEPY9	14 00	70 00	35 00	35 00	10 00							
	2W VG Port Terminated on 800 Service Term Basic Local Area			UEP9D	UEPY2	14 00	70 00	35 00	35 00	10 00							
	FL & GA Only																
	2W VG Port (Centrex)			UEP9D	UEPHA	14 00	70 00	35 00	35 00	10 00							
	2W VG Port (Centrex 800 Term)			UEP9D	UEPHB	14 00	70 00	35 00	35 00	10 00							
	2W VG Port (Centrex/EBS-PSE1)3			UEP9D	UEPHC	14 00	70 00	35 00	35 00	10 00							
	2W VG Port (Centrex /EBS-M5009)3			UEP9D	UEPHD	14 00	70 00	35 00	35 00	10 00							
	2W VG Port (Centrex /EBS-M5209)3			UEP9D	UEPHE	14 00	70 00	35 00	35 00	10 00							
	2W VG Port (Centrex /EBS-M5112)3			UEP9D	UEPHF	14 00	70 00	35 00	35 00	10 00							
	2W VG Port (Centrex /EBS-M5312)3			UEP9D	UEPHG	14 00	70 00	35 00	35 00	10 00							
	2W VG Port (Centrex /EBS-M5008)3			UEP9D	UEPHI	14 00	70 00	35 00	35 00	10 00							
	2W VG Port (Centrex/EBS-M5208)3			UEP9D	UEPHJ	14 00	70 00	35 00	35 00	10 00							
	2W VG Port (Centrex/EBS-M5216)3			UEP9D	UEPHV	14 00	70 00	35 00	35 00	10 00							
	2W VG Port (Centrex/EBS-M5316)3			UEP9D	UEPH3	14 00	70 00	35 00	35 00	10 00							
	2W VG Port (Centrex with Caller ID)			UEP9D	UEPHH	14 00	70 00	35 00	35 00	10 00							
	2W VG Port (Centrex/Caller ID/Msg Wtg Lamp Indication)3			UEP9D	UEPHW	14 00	70 00	35 00	35 00	10 00							
	2W VG Port (Centrex/Msg Wtg Lamp Indication)3			UEP9D	UEPHJ	14 00	70 00	35 00	35 00	10 00							
	2W VG Port (Centrex from diff SWC) 2			UEP9D	UEPHM	14 00	180 00	110 00	85 00	20 00							
	2W VG Port (Centrex/differ SWC /EBS-PSE1)2, 3			UEP9D	UEPHO	14 00	180 00	110 00	85 00	20 00							
	2W VG Port (Centrex/differ SWC /EBS-M5009)2, 3			UEP9D	UEPHP	14 00	180 00	110 00	85 00	20 00							
	2W VG Port (Centrex/differ SWC /EBS-5209)2, 3			UEP9D	UEPHQ	14 00	180 00	110 00	85 00	20 00							
	2W VG Port (Centrex/differ SWC /EBS-M5112)2, 3			UEP9D	UEPHR	14 00	180 00	110 00	85 00	20 00							
	2W VG Port (Centrex/differ SWC /EBS-M5312)2, 3			UEP9D	UEPHS	14 00	180 00	110 00	85 00	20 00							
	2W VG Port (Centrex/differ SWC /EBS-M5008)2, 3			UEP9D	UEPH4	14 00	180 00	110 00	85 00	20 00							
	2W VG Port (Centrex/differ SWC /EBS-M5208)2, 3			UEP9D	UEPH5	14 00	180 00	110 00	85 00	20 00							
	2W VG Port (Centrex/differ SWC /EBS-M5216)2, 3			UEP9D	UEPH6	14 00	180 00	110 00	85 00	20 00							
	2W VG Port (Centrex/differ SWC /EBS-M5316)2, 3			UEP9D	UEPH7	14 00	180 00	110 00	85 00	20 00							
	2W VG Port Diff SWC-800 Service Term			UEP9D	UEPHZ	14 00	180 00	110 00	85 00	20 00							
	2W VG Port terminated in on Megalink or equivalent			UEP9D	UEPH9	14 00	70 00	35 00	35 00	10 00							
	2W VG Port Terminated on 800 Service Term			UEP9D	UEPH2	14 00	70 00	35 00	35 00	10 00							
	Local Switching																
	Centrex Intercom Functionality, per port			UEP9D	URECS	0 7384											
	Local Number Portability																
	Local Number Portability (1 per port)			UEP9D	LNPC	0 35											
	Features																
	All Standard Features Offered, per port			UEP9D	UEPVF	0 00											
	All Select Features Offered per port			UEP9D	UEPV5	0 00	370 70					11 90					
	All Centrex Control Features Offered, per port			UEP9D	UEPVC	0 00											
	NARS																
	Unbundled Network Access Register-Combination			UEP9D	UARCX	0 00	0 00	0 00				11 90					
	Unbundled Network Access Register-Inward			UEP9D	UAR1X	0 00	0 00	0 00				11 90					
	Unbundled Network Access Register-Outdial			UEP9D	UAROX	0 00	0 00	0 00				11 90					
	Miscellaneous Terminations																

UNBUNDLED NETWORK ELEMENTS - Florida

CATEGORY	RATE ELEMENTS	Interm	Zone	BCS	USOC	RATES (\$)	Svc Order Submitted per LSR	Svc Order Submitted Manually per LSR	Attachment 2		Exhibit B					
									Incremental Charge - Manual Svc Order vs Electronic-1st	Incremental Charge - Manual Svc Order vs. Electronic-Add'l	Incremental Charge - Manual Svc Order vs. Electronic-Disc 1st	Incremental Charge - Manual Svc Order vs. Electronic-Disc Add'l				
									OSS Rates(\$)						SOMEC	SOMAN
						Recurring	Nonrecurring		NRC Disconnect							
							First	Add'l	First	Add'l						
2-Wire Trunk Side																
	Trunk Side Terms, each			UEP9D	CEND6	8.81										
4-Wire Digital (1.544 Megabits)																
	DS1 Circuit Terms each			UEP9D	M1HD1	54.95										
	DS0 Channels Activated per Channel			UEP9D	M1HDO	0.00	15.69					11.90				
Interoffice Channel Mileage - 2-Wire																
	Interoffice Channel Facilities Term			UEP9D	M1GBC	25.32										
	Interoffice Channel miage, per mi or fraction of mi			UEP9D	M1GBM	0.0091										
Feature Activations (DS0) Centrex Loops on Channelized DS1 Service																
D4 Channel Bank Feature Activations																
	Feature Activation on D-4 Channel Bank Centrex Loop Slot			UEP9D	1PQW5	0.66										
	Feature Activation on D-4 Channel Bank FX Line Side Loop Slot			UEP9D	1PQW6	0.66										
	Feature Activation on D-4 Channel Bank FX Trunk Side Loop Slot			UEP9D	1PQW7	0.66										
	Feature Activation on D-4 Channel Bank Centrex Loop Slot-diff WC			UEP9D	1PQWP	0.66										
	Feature Activation on D-4 Channel Bank Private Line Loop Slot			UEP9D	1PQWV	0.66										
	Feature Activation on D-4 Channel Bank Tye Line/Trunk Loop Slot			UEP9D	1PQWQ	0.66										
	Feature Activation on D-4 Channel Bank WATS Loop Slot			UEP9D	1PQWA	0.66										
Non-Recurring Charges (NRC) Associated with UNE-P Centrex																
	NRC Conversion Currently Combined Switch-As-Is with allowed changes, per port			UEP9D	USAC2		21.50	8.42				11.90				
	Conversion of existing Centrex Common Block, each			UEP9D	USACN		5.17	8.32				11.90				
	New Centrex Standard Common Block			UEP9D	M1ACS	0.00	618.82					11.90				
	New Centrex Customized Common Block			UEP9D	M1ACC	0.00	618.82					11.90				
	NAR Establishment Charge, Per Occasion			UEP9D	URECA	0.00	66.48					11.90				
UNE-P CENTREX - EWSD (Valid in AL, FL, KY, LA, MS & TN)																
2-Wire VG Loop/2-Wire Voice Grade Port (Centrex) Combo																
UNE Port/Loop Combination Rates (Non-Design)																
	2W VG Loop/2W VG Port (Centrex) Port Combo-Non-Design	1		UEP9E		26.94										
	2W VG Loop/2W VG Port (Centrex)Port Combo-Non-Design	2		UEP9E		31.06										
	2W VG Loop/2W VG Port (Centrex)Port Combo-Non-Design	3		UEP9E		45.87										
UNE Port/Loop Combination Rates (Design)																
	2W VG Loop/2W VG Port (Centrex) Port Combo-Design	1		UEP9E		29.36										
	2W VG Loop/2W VG Port (Centrex)Port Combo-Design	2		UEP9E		34.43										
	2W VG Loop/2W VG Port (Centrex)Port Combo-Design	3		UEP9E		50.68										
UNE Loop Rate																
	2W VG Loop (SL 1)-Zone 1	1		UEP9E	UECS1	12.94										
	2W VG Loop (SL 1)-Zone 2	2		UEP9E	UECS1	17.06										
	2W VG Loop (SL 1)-Zone 3	3		UEP9E	UECS1	31.87										
	2W VG Loop (SL 2)-Zone 1	1		UEP9E	UECS2	15.36										
	2W VG Loop (SL 2)-Zone 2	2		UEP9E	UECS2	20.43										
	2W VG Loop (SL 2)-Zone 3	3		UEP9E	UECS2	36.68										
UNE Port Rate																
AL, FL, KY, LA, MS, & TN only																
	2W VG Port (Centrex) Basic Local Area			UEP9E	UEPYA	14.00	70.00	35.00	35.00	10.00		11.90				
	2W VG Port (Centrex 800 Term)Basic Local Area			UEP9E	UEPYB	14.00	70.00	35.00	35.00	10.00		11.90				
	2W VG Port (Centrex with Caller ID)Basic Local Area			UEP9E	UEPYH	14.00	70.00	35.00	35.00	10.00		11.90				
	2W VG Port (Centrex from diff SWC)2 Basic Local Area			UEP9E	UEPYM	14.00	180.00	110.00	85.00	20.00		11.90				
	2W VG Port, Diff SWC-800 Service Term-Basic Local Area			UEP9E	UEPYZ	14.00	180.00	110.00	85.00	20.00		11.90				
	2W VG Port terminated on Megalink or equivalent-Basic Local Area			UEP9E	UEPY9	14.00	70.00	35.00	35.00	10.00		11.90				
	2W VG Port Terminated on 800 Service Term-Basic Local Area			UEP9E	UEPY2	14.00	70.00	35.00	35.00	10.00		11.90				
Florida Only																
	2W VG Port (Centrex)			UEP9E	UEPHA	14.00	70.00	35.00	35.00	10.00		11.90				
	2W VG Port (Centrex 800 Term)			UEP9E	UEPHB	14.00	70.00	35.00	35.00	10.00		11.90				
	2W VG Port (Centrex with Caller ID)1			UEP9E	UEPHH	14.00	70.00	35.00	35.00	10.00		11.90				
	2W VG Port (Centrex from diff SWC)2			UEP9E	UEPHM	14.00	180.00	110.00	85.00	20.00		11.90				
	2W VG Port, Diff SWC-800 Service Term			UEP9E	UEPHZ	14.00	180.00	110.00	85.00	20.00		11.90				
	2W VG Port terminated in on Megalink or equivalent			UEP9E	UEPH9	14.00	70.00	35.00	35.00	10.00		11.90				
	2W VG Port Terminated on 800 Service Term			UEP9E	UEPH2	14.00	70.00	35.00	35.00	10.00		11.90				
Local Switching																
	Centrex Intercom Functionality, per port			UEP9E	URECS	0.7394										
Local Number Portability																
	Local Number Portability (1 per port)			UEP9E	LNPCC	0.35										

UNBUNDLED NETWORK ELEMENTS - Florida										Attachment 2		Exhibit B			
CATEGORY	RATE ELEMENTS	Interm	Zone	BCS	USOC	RATES (\$)				Svc Order Submitted Elec per LSR	Svc Order Submitted Manually per LSR	Incremental Charge - Manual Svc Order vs Electronic-1st	Incremental Charge - Manual Svc Order vs. Electronic-Add'l	Incremental Charge - Manual Svc Order vs Electronic-Disc 1st	Incremental Charge - Manual Svc Order vs Electronic-Disc Add'l
						Recurring	Nonrecurring		NRC Disconnect						
							First	Add'l	First	Add'l	SOME C	SOMAN	SOMAN	SOMAN	SOMAN
Features															
	All Standard Features Offered per port			UEP9E	UEPVF	0 00									
	All Select Features Offered, per port			UEP9E	UEPVS	0 00	370 70					11 90			
	All Centrex Control Features Offered, per port			UEP9E	UEPVC	0 00									
NARS															
	Unbundled Network Access Register-Combination			UEP9E	JARCX	0 00	0 00	0 00				11 90			
	Unbundled Network Access Register-Initial			UEP9E	UAR1X	0 00	0 00	0 00				11 90			
	Unbundled Network Access Register-Outdial			UEP9E	UAROX	0 00	0 00	0 00				11 90			
Miscellaneous Terminations															
2-Wire Trunk Side															
	Trunk Side Terms, each			UEP9E	CEND6	8 81									
4-Wire Digital (1 544 Megabits)															
	DS1 Circuit Terms, each			UEP9E	M1HD1	54 95									
	DS0 Channel Activated Per Channel			UEP9E	M1HDO	0 00	15 69					11 90			
Interoffice Channel Mileage - 2-Wire															
	Interoffice Channel Facilities Term			UEP9E	M1GBC	25 32									
	Interoffice Channel mileage, per mi or fraction of mi			UEP9E	M1GBM	0 0091									
Feature Activations (DS0) Centrex Loops on Channelized DS1 Service															
D4 Channel Bank Feature Activations															
	Feature Activation on D-4 Channel Bank Centrex Loop Slot			UEP9E	1PQWS	0 66									
	Feature Activation on D-4 Channel Bank FX Line Side Loop Slot			UEP9E	1PQW6	0 66									
	Feature Activation on D-4 Channel Bank FX Trunk Side Loop Slot			UEP9E	1PQW7	0 66									
	Feature Activation on D-4 Channel Bank Centrex Loop Slot-diff WC			UEP9E	1PQWP	0 66									
	Feature Activation on D-4 Channel Bank Private Line Loop Slot			UEP9E	1PQWV	0 66									
	Feature Activation on D-4 Channel Bank Trjje Line/Trunk Loop Slot			UEP9E	1PQWQ	0 66									
	Feature Activation on D-4 Channel Bank WATS Loop Slot			UEP9E	1PQWA	0 66									
Non-Recurring Charges (NRC) Associated with UNE-P Centrex															
	NRC Conversion Currently Combined Switch-As-Is with allowed changes, per port			UEP9E	USAC2		21 50	8 42				11 90			
	Conversion of Existing Centrex Common Block, each			UEP9E	USACN		5 17	8 32				11 90			
	New Centrex Standard Common Block			UEP9E	M1ACS	0 00	618 82					11 90			
	New Centrex Customized Common Block			UEP9E	M1ACC	0 00	618 82					11 90			
	NAR Establishment Charge, Per Occasion			UEP9E	URECA	0 00	66 48					11 90			
Note 1 - Required Port for Centrex Control in 1AESS, 5ESS & EWSD															
Note 2 - Requires Interoffice Channel Mileage															
Note 3 - Requires Specific Customer Premises Equipment															
Note Rates displaying an "R" in Interim column are interim and subject to rate true-up as set forth in General Terms and Conditions															

Attachment 3
Network Interconnection

TABLE OF CONTENTS

1. GENERAL 3

2. DEFINITIONS: (FOR THE PURPOSE OF THIS ATTACHMENT)..... 3

3. NETWORK INTERCONNECTION 4

4. INTERCONNECTION TRUNK GROUP ARCHITECTURES..... 6

5. NETWORK DESIGN AND MANAGEMENT FOR INTERCONNECTION 13

6. LOCAL DIALING PARITY 16

7. INTERCONNECTION COMPENSATION 17

8. FRAME RELAY SERVICE INTERCONNECTION 22

9. ORDERING CHARGES 25

Rates..... Exhibit A

Basic Architecture.....Exhibit B

One Way Architecture.....Exhibit C

Two Way Architecture..... Exhibit D

Supergroup Architecture..... Exhibit E

NETWORK INTERCONNECTION

1. GENERAL

- 1.1 The Parties shall provide interconnection with each other's networks for the transmission and routing of telephone exchange service (Local Traffic), ISP-bound Traffic, and exchange access (Switched Access Traffic) on the following terms:

2. DEFINITIONS: (FOR THE PURPOSE OF THIS ATTACHMENT)

- 2.1 For purposes of this attachment only, the following terms shall have the definitions set forth below:

- 2.1.1 **Call Termination** has the meaning set forth for "termination" in 47CFR § 51.701(d).
- 2.1.2 **Call Transport** has the meaning set forth for "transport" in 47 CFR § 51.701(c).
- 2.1.3 **Call Transport and Termination** is used collectively to mean the switching and transport functions from the Interconnection Point to the last point of switching.
- 2.1.4 **Common (Shared) Transport** is defined as the transport of the originating Party's traffic by the terminating Party over the terminating Party's common (shared) facilities between (1) the terminating Party's tandem switch and end office switch, (2) between the terminating Party's tandem switches, and/or (3) between the terminating Party's host and remote end office switches. All switches referred herein must be entered into the Local Exchange Routing Guide (LERG).
- 2.1.5 **Dedicated Interoffice Facility** is defined as a switch transport facility between a Party's Serving Wire Center and the first point of switching within the LATA on the other Party's network.
- 2.1.6 **End Office Switching** is defined as the function that establishes a communications path between the trunk side and line side of the End Office switch.
- 2.1.7 **Fiber Meet** is an interconnection arrangement whereby the Parties physically interconnect their networks via an optical fiber interface at which one Party's facilities, provisioning, and maintenance responsibility begins and the other Party's responsibility ends.
- 2.1.8 **Final Trunk Group** is defined as the trunk group that does not carry overflow traffic.
- 2.1.9 **Interconnection Point (IP)** is the physical telecommunications equipment interface that interconnects the networks of BellSouth and ReTel.

- 2.1.10 **IntraLATA Toll Traffic** is as defined in Section 7 of this Attachment.
- 2.1.11 **ISP-bound Traffic** is as defined in Section 7 of this Attachment.
- 2.1.12 **Local Channel** is defined as a switched transport facility between a Party's Interconnection Point and the IP's Serving Wire Center.
- 2.1.13 **Local Traffic** is as defined in Section 7 of this Attachment.
- 2.1.14 **Reciprocal Trunk Group** is defined as a one-way trunk group carrying BellSouth originated traffic to be terminated by ReTel
- 2.1.15 **Serving Wire Center** is defined as the wire center owned by one Party from which the other Party would normally obtain dial tone for its IP.
- 2.1.16 **Tandem Switching** is defined as the function that establishes a communications path between two switching offices through a third switching office through the provision of trunk side to trunk side switching.
- 2.1.17 **Transit Traffic** is traffic originating on ReTel's network that is switched and/or transported by BellSouth and delivered to a third party's network, or traffic originating on a third party's network that is switched and/or transported by BellSouth and delivered to ReTel's network.

3. NETWORK INTERCONNECTION

- 3.1 This Attachment pertains only to the provision of network interconnection where ReTel owns, leases from a third party or otherwise provides its own switch(es).
- 3.2 Network interconnection may be provided by the Parties at any technically feasible point within BellSouth's network. Requests to BellSouth for interconnection at points other than as set forth in this Attachment may be made through the Bona Fide Request/New Business Request (BFR/NBR) process set forth in Attachment 11.
 - 3.2.1 Each Party is responsible for providing, engineering and maintaining the network on its side of the IP. The IP must be located within BellSouth's serving territory in the LATA in which traffic is originating. The IP determines the point at which the originating Party shall pay the terminating Party for the Call Transport and Termination of Local Traffic, ISP-bound Traffic and IntraLATA Toll Traffic.
 - 3.2.2 Pursuant to the provisions of this Attachment, the location of the initial IP in a given LATA shall be established by mutual agreement of the Parties. Subject to the requirements for installing additional IPs, as set forth below, any IPs existing prior to the Effective Date of the Agreement will be accepted as initial IPs and will not require re-grooming. When the Parties mutually agree to utilize two-way interconnection trunk groups for the exchange of Local Traffic, ISP-bound Traffic

and IntraLATA Toll Traffic between each other, the Parties shall mutually agree to the location of IP(s). If the Parties are unable to agree to a mutual initial IP, each Party, as originating Party, shall establish a single IP in the LATA for the delivery of its originated Local Traffic, ISP-bound Traffic and IntraLATA Toll Traffic to the other Party for Call Transport and Termination by the terminating Party.

- 3.2.3 When first establishing the interconnection arrangement in each LATA, the location of the IP shall be established by mutual agreement of the Parties. In selecting the IP, both Parties will act in good faith and select the point that is most efficient for both Parties. If the Parties are unable to agree on the location of the IP, each Party will designate IPs for its originated traffic. Additional IP(s) in a LATA may be established by mutual agreement of the Parties. Notwithstanding the foregoing, additional IP(s) in a particular LATA shall be established, at the request of either Party, when the Local Traffic and ISP-bound Traffic exceeds 8.9 million minutes per month for three consecutive months at the proposed location of the additional IP. BellSouth will not request the establishment of an IP where physical or virtual collocation space is not available or where BellSouth fiber connectivity is not available. When the Parties agree to utilize two-way interconnection trunk groups for the exchange of Local Traffic, ISP-bound Traffic and IntraLATA Toll Traffic the Parties must agree to the location of the IP(s).

3.3 **Interconnection via Dedicated Facilities**

- 3.3.1 **Local Channel Facilities.** As part of Call Transport and Termination, the originating Party may obtain Local Channel facilities from the terminating Party. The percentage of Local Channel facilities utilized for Local Traffic shall be determined based upon the application of the Percent Local Facility (PLF) Factor on a statewide basis. The charges applied to the percentage of Local Channel facilities used for Local Traffic as determined by the PLF are as set forth in Exhibit A to this Attachment. The remaining percentage of Local Channel facilities shall be billed at BellSouth's applicable access tariff rates.

- 3.3.2 **Dedicated Interoffice Facilities.** As a part of Call Transport and Termination, the originating Party may obtain Dedicated Interoffice Facilities from the terminating Party. The percentage of Dedicated Interoffice Facilities utilized for Local Traffic shall be determined based upon the application of the Percent Local Facility (PLF) Factor on a statewide basis. The charges applied to the percentage of the Dedicated Interoffice Facilities used for Local Traffic as determined by the PLF are as set forth in Exhibit A to this Attachment. The remaining percentage of the Dedicated Interoffice Facilities shall be billed at BellSouth's applicable access tariff rates.

- 3.3.3 The facilities purchased pursuant to this Section 3 shall be ordered via the Access Service Request (ASR) process.

3.4 **Fiber Meet**

- 3.4.1 Notwithstanding Section 3.2.1, 3.2.2, and 3.2.3 above, if ReTel elects to establish interconnection with BellSouth pursuant to a Fiber Meet Local Channel, ReTel and BellSouth shall jointly engineer, operate and maintain a Synchronous Optical Network (SONET) transmission system by which they shall interconnect their transmission and routing of Local Traffic via a Local Channel at either the DS1 or DS3 level. The Parties shall work jointly to determine the specific transmission system. However, ReTel's SONET transmission system must be compatible with BellSouth's equipment, and the Data Communications Channel (DCC) must be turned off.
- 3.4.2 Each Party, at its own expense, shall procure, install and maintain the agreed upon SONET transmission system in its network.
- 3.4.3 The Parties shall agree to a Fiber Meet point between the BellSouth Serving Wire Center and the ReTel Serving Wire Center. The Parties shall deliver their fiber optic facilities to the Fiber Meet point with sufficient spare length to reach the fusion splice point for the Fiber Meet Point. BellSouth shall, at its own expense, provide and maintain the fusion splice point for the Fiber Meet. A building type Common Language Location Identification (CLLI) code will be established for each Fiber Meet point. All orders for interconnection facilities from the Fiber Meet point shall indicate the Fiber Meet point as the originating point for the facility.
- 3.4.4 Upon verbal request by ReTel, BellSouth shall allow ReTel access to the fusion splice point for the Fiber Meet point for maintenance purposes on ReTel's side of the Fiber Meet point.
- 3.4.5 Neither Party shall charge the other for its Local Channel portion of the Fiber Meet facility used exclusively for Local Traffic. All other appropriate charges will apply. ReTel shall be billed for a mixed use of the Local Channel using the actual traffic ReTel elects to transmit over the facility and the rates from this Agreement and the appropriate tariff(s). Charges for switched and special access services shall be billed in accordance with the applicable access service tariff.

4. INTERCONNECTION TRUNK GROUP ARCHITECTURES

- 4.1 BellSouth and ReTel shall establish interconnecting trunk groups and trunk group configurations between networks, including the use of one-way or two-way trunks in accordance with the following provisions set forth in this Agreement. For trunking purposes, traffic will be routed based on the digits dialed by the originating End User and in accordance with the LERG.
- 4.2 ReTel shall establish an interconnection trunk group(s) to at least one BellSouth access tandem within the LATA for the delivery of ReTel's originated Local Traffic, ISP-bound Traffic and IntraLATA Toll Traffic and for the receipt and delivery of Transit Traffic. To the extent ReTel desires to deliver Local Traffic,

ISP-bound Traffic, IntraLATA Toll Traffic and/or Transit Traffic to BellSouth access tandems within the LATA, other than the tandems(s) to which ReTel has established interconnection trunk groups, ReTel shall order Multiple Tandem Access, as described in this Attachment, to such other BellSouth access tandems.

- 4.2.1 Notwithstanding the forgoing, ReTel shall establish an interconnection trunk group(s) to all BellSouth access and local tandems in the LATA where ReTel has homed (i.e. assigned) its NPA/NXXs. ReTel shall home its NPA/NXXs on the BellSouth tandems that serve the exchange rate center areas to which the NPA/NXXs are assigned. The specified exchange rate center assigned to each BellSouth tandem is defined in the LERG. ReTel shall enter its NPA/NXX access and/or local tandem homing arrangements into the LERG.
- 4.3 Switched access traffic will be delivered to and from Interexchange Carriers (IXCs) based on ReTel's NXX access tandem homing arrangement as specified by ReTel in the LERG.
- 4.4 Any ReTel interconnection request that (1) deviates from the interconnection trunk group architectures as described in this Attachment, (2) affects traffic delivered to ReTel from a BellSouth switch, and (3) requires special BellSouth switch translations and other network modifications will require ReTel to submit a BFR/NBR via the BFR/NBR Process as set forth in this Agreement.
- 4.5 Recurring and nonrecurring rates associated with interconnecting trunk groups between BellSouth and ReTel are set forth in Exhibit A. To the extent a rate associated with the interconnecting trunk group is not set forth in Exhibit A, the rate shall be as set forth in the appropriate BellSouth tariff for switched access services.
- 4.6 For two-way trunk groups that carry only both Parties' Local Traffic, the Parties shall be compensated at 50% of the nonrecurring and recurring rates for dedicated trunks and DS1 facilities. ReTel shall be responsible for ordering and paying for any two-way trunks carrying Transit Traffic.
- 4.7 All trunk groups will be provisioned as Signaling System 7 (SS7) capable where technically feasible. If SS7 is not technically feasible multi-frequency (MF) protocol signaling shall be used.
- 4.8 In cases where ReTel is also an IXC, the IXC's Feature Group D (FGD) trunk group(s) must remain separate from the local interconnection trunk group(s).
- 4.9 Each Party shall order interconnection trunks and trunk groups including trunk and trunk group augmentations via the ASR process. A Firm Order Confirmation (FOC) shall be returned to the ordering Party, after receipt of a valid, error free ASR, within the timeframes set forth in each state's applicable Performance Measures. Notwithstanding the foregoing, blocking situations and projects shall

be managed through BellSouth's Carrier Interconnection Switching Center (CISC) Project Management Group and ReTel's equivalent trunking group, and FOCs for such orders shall be returned in the timeframes applicable to the project. A project is defined as (1) a new trunk group or (2) a request for more than 96 trunks on a single or multiple group(s) in a given BellSouth local calling area.

4.10 **Interconnection Trunk Groups for Exchange of Local Traffic and Transit Traffic**

Upon mutual agreement of the Parties in a joint planning meeting, the Parties shall exchange Local Traffic on two-way interconnection trunk group(s) with the quantity of trunks being mutually determined and the provisioning being jointly coordinated. Furthermore, the Parties shall agree upon the IP(s) for two-way interconnection trunk groups transporting both Parties' Local Traffic, ISP-bound Traffic and IntraLATA Toll Traffic. ReTel shall order such two-way trunks via the ASR process. BellSouth will use the Trunk Group Service Request (TGSR) to request changes in trunking. Furthermore, the Parties shall jointly review trunk performance and forecasts on a periodic basis. The Parties' use of two-way interconnection trunk groups for the transport of Local Traffic, ISP-bound Traffic and IntraLATA Toll Traffic between the Parties does not preclude either Party from establishing additional one-way interconnection trunks for the delivery of its originated Local Traffic, ISP-bound Traffic and IntraLATA Toll Traffic to the other Party.

4.10.1 **BellSouth Access Tandem Interconnection**

BellSouth access tandem interconnection at a single access tandem provides access to those end offices subtending that access tandem (Intratandem Access). Access tandem interconnection is available for any of the following access tandem architectures.

4.10.1.1 **Basic Architecture**

In the basic architecture, ReTel's originating Local Traffic, ISP-bound Traffic and IntraLATA Toll Traffic and originating and terminating Transit Traffic is transported on a single two-way trunk group between ReTel and BellSouth access tandem(s) within a LATA to provide Intratandem Access. This trunk group carries Transit Traffic between ReTel and Independent Companies, IXCs, other CLECs, CMRS providers that have a Meet Point Billing arrangement with BellSouth, and other network providers with which ReTel desires to exchange traffic. This trunk group also carries ReTel originated Transit Traffic transiting a single BellSouth access tandem destined to third party tandems such as an Independent Company tandem or other CLEC tandem. BellSouth originated Local Traffic, ISP-bound Traffic and IntraLATA Toll Traffic is transported on a separate single one-way trunk group terminating to ReTel. Other trunk groups for operator services, directory assistance, emergency services and intercept must be established pursuant to the applicable BellSouth tariff if service is requested. The

LERG contains current routing and tandem serving arrangements. The basic architecture is illustrated in Exhibit B.

4.10.1.2 **One-Way Trunk Group Architecture**

In one-way trunk group architecture, the Parties interconnect using three separate trunk groups. A one-way trunk group provides Intratandem Access for ReTel-originated Local Traffic, ISP-bound Traffic and IntraLATA Toll Traffic destined for BellSouth End Users. A second one-way trunk group carries BellSouth-originated Local Traffic, ISP-bound Traffic and IntraLATA Toll Traffic destined for ReTel End-Users. A two-way trunk group provides Intratandem Access for ReTel's originating and terminating Transit Traffic. This trunk group carries Transit Traffic between ReTel and Independent Companies, IXCs, other CLECs, CMRS providers that have a Meet Point Billing arrangement with BellSouth, and other network providers with which ReTel desires to exchange traffic. This trunk group also carries ReTel originated Transit Traffic transiting a single BellSouth access tandem destined to third party tandems such as an Independent Company tandem or other CLEC tandem. BellSouth originated Local Traffic, ISP-bound Traffic and IntraLATA Toll Traffic is transported on a separate single one-way trunk group terminating to ReTel. Other trunk groups for operator services, directory assistance, emergency services and intercept must be established pursuant to the applicable BellSouth tariff if service is requested. The LERG contains current routing and tandem serving arrangements. The one-way trunk group architecture is illustrated in Exhibit C.

4.10.1.3 **Two-Way Trunk Group Architecture**

The two-way trunk group Architecture establishes one two-way trunk group to provide Intratandem Access for the exchange of Local Traffic, ISP-bound Traffic and IntraLATA Toll Traffic between ReTel and BellSouth. In addition, a separate two-way transit trunk group must be established for ReTel's originating and terminating Transit Traffic. This trunk group carries Transit Traffic between ReTel and Independent Companies, IXCs, other CLECs, CMRS providers that have a Meet Point Billing arrangement with BellSouth, and other network providers with which ReTel desires to exchange traffic. This trunk group also carries ReTel originated Transit Traffic transiting a single BellSouth access tandem destined to third party tandems such as an Independent Company tandem or other CLEC tandem. BellSouth originated traffic may, in order to prevent or remedy traffic blocking situations, be transported on a separate single one-way trunk group terminating to ReTel. However, where ReTel is responsive in a timely manner to BellSouth's transport needs for its originated traffic, BellSouth originating traffic will be placed on the two-way Local Traffic trunk group carrying ISP-bound Traffic and IntraLATA Toll Traffic. Other trunk groups for operator services, directory assistance, emergency services and intercept must be established pursuant to the applicable BellSouth tariff if service is requested. The LERG contains current routing and tandem serving arrangements. The two-way trunk group architecture is illustrated in Exhibit D.

4.10.1.4 **Supergroup Architecture**

In the supergroup architecture, the Parties' Local Traffic, ISP-bound Traffic and IntraLATA Toll Traffic and ReTel's Transit Traffic are exchanged on a single two-way trunk group between ReTel and BellSouth to provide Intratandem Access to ReTel. This trunk group carries Transit Traffic between ReTel and Independent Companies, IXCs, other CLECs, CMRS providers that have a Meet Point Billing arrangement with BellSouth, and other network providers with which ReTel desires to exchange traffic. This trunk group also carries ReTel originated Transit Traffic transiting a single BellSouth access tandem destined to third party tandems such as an Independent Company tandem or other CLEC tandem. BellSouth originated traffic may, in order to prevent or remedy traffic blocking situations, be transported on a separate single one-way trunk group terminating to ReTel. However, where ReTel is responsive in a timely manner to BellSouth's transport needs for its originated traffic, BellSouth originating traffic will be placed on the Supergroup. Other trunk groups for operator services, directory assistance, emergency services and intercept must be established pursuant to the applicable BellSouth tariff if service is requested. The LERG contains current routing and tandem serving arrangements. The supergroup architecture is illustrated in Exhibit E.

4.10.1.5 **Multiple Tandem Access Interconnection**

4.10.1.5.1 Where ReTel does not choose access tandem interconnection at every BellSouth access tandem within a LATA, ReTel may utilize BellSouth's multiple tandem access interconnection (MTA). To utilize MTA ReTel must establish an interconnection trunk group(s) at a BellSouth access tandem through multiple BellSouth access tandems within the LATA as required. BellSouth will route ReTel's originated Local Traffic, ISP-bound Traffic and IntraLATA Toll Traffic for LATA wide transport and termination. ReTel must also establish an interconnection trunk group(s) at all BellSouth access tandems where ReTel NXXs are homed as described in Section 4.2.1 above. If ReTel does not have NXXs homed at any particular BellSouth access tandem within a LATA and elects not to establish an interconnection trunk group(s) at such BellSouth access tandem, ReTel can order MTA in each BellSouth access tandem within the LATA where it does have an interconnection trunk group(s) and BellSouth will terminate ReTel's Local Traffic, ISP-bound Traffic and IntraLATA Toll Traffic to End-Users served through those BellSouth access tandems where ReTel does not have an interconnection trunk group(s). MTA shall be provisioned in accordance with BellSouth's Ordering Guidelines.

4.10.1.5.2 ReTel may also utilize MTA to route its originated Transit Traffic; provided, however, that MTA may not be utilized to route switched access traffic that transits the BellSouth network to an IXC. Switched access traffic originated by or terminated to ReTel will be delivered to and from IXCs based on ReTel's NXX access tandem homing arrangement as specified by ReTel in the LERG.

- 4.10.1.5.3 Compensation for MTA shall be at the applicable tandem switching and transport charges specified in Exhibit A to this Attachment and shall be billed in addition to any Call Transport and Termination charges.
- 4.10.1.5.4 To the extent ReTel does not purchase MTA in a LATA served by multiple access tandems, ReTel must establish an interconnection trunk group(s) to every access tandem in the LATA to serve the entire LATA. To the extent ReTel routes its traffic in such a way that utilizes BellSouth's MTA service without properly ordering MTA, ReTel shall pay BellSouth the associated MTA charges.
- 4.10.2 **Local Tandem Interconnection**
- 4.10.2.1 Local Tandem Interconnection arrangement allows ReTel to establish an interconnection trunk group(s) at BellSouth local tandems for: (1) the delivery of ReTel-originated Local Traffic, ISP-bound Traffic and IntraLATA Toll Traffic transported and terminated by BellSouth to BellSouth end offices served by those BellSouth local tandems, and (2) for local Transit Traffic transported by BellSouth for third party network providers who have also established an interconnection trunk group(s) at those BellSouth local tandems.
- 4.10.2.2 When a specified local calling area is served by more than one BellSouth local tandem, ReTel must designate a "home" local tandem for each of its assigned NPA/NXXs and establish trunk connections to such local tandems. Additionally, ReTel may choose to establish an interconnection trunk group(s) at the BellSouth local tandems where it has no codes homing but is not required to do so. ReTel may deliver Local Traffic, ISP-bound Traffic and IntraLATA Toll Traffic to a "home" BellSouth local tandem that is destined for other BellSouth or third party network provider end offices subtending other BellSouth local tandems in the same local calling area where ReTel does not choose to establish an interconnection trunk group(s). It is ReTel's responsibility to enter its own NPA/NXX local tandem homing arrangements into the LERG either directly or via a vendor in order for other third party network providers to determine appropriate traffic routing to ReTel's codes. Likewise, ReTel shall obtain its routing information from the LERG.
- 4.10.2.3 Notwithstanding establishing an interconnection trunk group(s) to BellSouth's local tandems, ReTel must also establish an interconnection trunk group(s) to BellSouth access tandems within the LATA on which ReTel has NPA/NXXs homed for the delivery of IXC Switched Access (SWA) and toll traffic, and traffic to Type 2A CMRS connections located at the access tandems. BellSouth shall not switch SWA traffic through more than one BellSouth access tandem. SWA, Type 2A CMRS or toll traffic routed to the local tandem in error will not be backhauled to the BellSouth access tandem for completion. (Type 2A CMRS interconnection is defined in BellSouth's A35 GSST).

4.10.2.4 BellSouth's provisioning of Local Tandem Interconnection assumes that ReTel has executed the necessary local interconnection agreements with the other third party network providers subtending those local tandems as required by the Act.

4.10.3 **Direct End Office-to-End Office Interconnection**

4.10.3.1 Direct End Office-to-End Office one-way or two-way interconnection trunk groups allow for the delivery of a Party's originating Local Traffic, ISP-bound Traffic and IntraLATA Toll Traffic to the terminating Party on a direct end office-to-end office basis.

4.10.3.2 The Parties shall utilize direct end office-to-end office trunk groups under any one of the following conditions:

4.10.3.2.1 Tandem Exhaust - If a tandem through which the Parties are interconnected is unable to, or is forecasted to be unable to support additional traffic loads for any period of time, the Parties will mutually agree on an end office trunking plan that will alleviate the tandem capacity shortage and ensure completion of traffic between ReTel and BellSouth.

4.10.3.2.2 Traffic Volume -To the extent either Party has the capability to measure the amount of traffic between ReTel's switch and a BellSouth end office and where such traffic exceeds or is forecasted to exceed a single DS1 of traffic per month, then the Parties shall install and retain direct end office trunking sufficient to handle such traffic volumes. Either Party will install additional capacity between such points when overflow traffic exceeds or is forecasted to exceed a single DS1 of traffic per month. In the case of one-way trunking, additional trunking shall only be required by the Party whose trunking has achieved the preceding usage threshold.

4.10.3.2.3 Mutual Agreement - The Parties may install direct end office trunking upon mutual agreement in the absence of conditions (1) or (2) above.

4.10.4 **Transit Traffic Trunk Group**

Transit Traffic trunks can either be two-way trunks or two one-way trunks ordered by ReTel to deliver and receive Transit Traffic. Establishing Transit Traffic trunks at BellSouth access and local tandems provides intratandem access to the third parties also interconnected at those tandems.

4.10.4.1 **Toll Free Traffic**

4.10.4.1.1 If ReTel chooses BellSouth to perform the Service Switching Point (SSP) Function (i.e., handle Toll Free database queries) from BellSouth's switches, all ReTel originating Toll Free traffic will be routed over the Transit Traffic Trunk

Group and shall be delivered using GR-394 format. Carrier Code "0110" and Circuit Code (to be determined for each LATA) shall be used for all such calls.

- 4.10.4.1.2 ReTel may choose to perform its own Toll Free database queries from its switch. In such cases, ReTel will determine the nature (local/intraLATA/interLATA) of the Toll Free call based on the response from the database. If the call is a BellSouth local or intraLATA Toll Free call, ReTel will route the post-query local or IntraLATA converted ten-digit local number to BellSouth over the local or intraLATA trunk group. If the call is a third party (ICO, IXC, CMRS or other CLEC) local or intraLATA Toll Free call, ReTel will route the post-query local or intraLATA converted ten-digit local number to BellSouth over the Transit Traffic Trunk Group and ReTel shall provide to BellSouth a Toll Free billing record when appropriate. If the query reveals the call is an interLATA Toll Free call, ReTel will route the post-query interLATA Toll Free call (1) directly from its switch for carriers interconnected with its network or (2) over the Transit Traffic Trunk Group to carriers that are not directly connected to ReTel's network but that are connected to BellSouth's access tandem.
- 4.10.5 All post-query Toll Free calls for which ReTel performs the SSP function, if delivered to BellSouth, shall be delivered using GR-394 format for calls destined to IXCs, and GR-317 format for calls destined to end offices that directly subtend a BellSouth access tandem within the LATA.

5. NETWORK DESIGN AND MANAGEMENT FOR INTERCONNECTION

- 5.1 Network Management and Changes. The Parties will exchange toll-free maintenance contact numbers and escalation procedures. The Parties will provide public notice of network changes in accordance with applicable federal and state rules and regulations.
- 5.2 Interconnection Technical Standards. The interconnection of all networks will be based upon accepted industry/national guidelines for transmission standards and traffic blocking criteria. Interconnecting facilities shall conform, at a minimum, to the telecommunications industry standard of DS-1 pursuant to Telcordia Standard No. TR-NWT-00499. Where ReTel chooses to utilize Signaling System 7 signaling, also known as Common Channel Signaling (SS7), SS7 connectivity is required between the ReTel switch and the BellSouth Signaling Transfer Point (STP). BellSouth will provide SS7 signaling using Common Channel Signaling Access Capability in accordance with the technical specifications set forth in the BellSouth Guidelines to Technical Publication, TR-TSV-000905. Facilities of each Party shall provide the necessary on-hook, off-hook answer and disconnect supervision and shall provide calling number ID (Calling Party Number) when technically feasible.
- 5.3 Quality of Interconnection. The local interconnection for the transmission and routing of telephone exchange service and exchange access that each Party

provides to each other will be at least equal in quality to what it provides to itself and any subsidiary or affiliate, where technically feasible, or to any other Party to which each Party provides local interconnection.

- 5.4 Network Management Controls. Both Parties will work cooperatively to apply sound network management principles by invoking appropriate network management controls (e.g., call gapping) to alleviate or prevent network congestion.
- 5.5 SS7 Signaling. Both Parties will utilize LEC-to-LEC SS7 Signaling, where available, in conjunction with all traffic in order to enable full interoperability of CLASS features and functions except for call return. All SS7 signaling parameters will be provided, including but not limited to automatic number identification (ANI), originating line information (OLI) calling company category and charge number. All privacy indicators will be honored, and the Parties will exchange Transactional Capabilities Application Part (TCAP) messages to facilitate full interoperability of SS7-based features between the respective networks. Neither Party shall alter the SS7 parameters, or be a party to altering such parameters, or knowingly pass SS7 parameters that have been altered in order to circumvent appropriate interconnection charges.
- 5.6 Signaling Call Information. BellSouth and ReTel will send and receive 10 digits for Local Traffic. Additionally, BellSouth and ReTel will exchange the proper call information, i.e. originated call company number and destination call company number, CIC, and OZZ, including all proper translations for routing between networks and any information necessary for billing.
- 5.7 **Forecasting for Trunk Provisioning**
- 5.7.1 Within six (6) months after execution of this Agreement, ReTel shall provide an initial interconnection trunk group forecast for each LATA in which it plans to provide service within BellSouth's region. Upon receipt of ReTel's forecast, the Parties shall conduct a joint planning meeting to develop a joint interconnection trunk group forecast. Each forecast provided under this Section shall be deemed "Confidential Information" under the General Terms and Conditions of this Agreement.
- 5.7.1.1 At a minimum, the forecast shall include the projected quantity of Transit Trunks, ReTel-to-BellSouth one-way trunks (ReTel Trunks), BellSouth-to-ReTel one-way trunks (Reciprocal Trunk Groups) and/or two-way interconnection trunks, if the Parties have agreed to interconnect using two-way trunking to transport the Parties' Local Traffic and IntraLATA Toll Traffic. The quantities shall be projected for a minimum of six months and shall include an estimate of the current year plus the next two years total forecasted quantities. The Parties shall mutually develop Reciprocal Trunk Groups and/or two-way interconnection trunk forecast quantities.

- 5.7.1.2 All forecasts shall include, at a minimum, Access Carrier Terminal Location (ACTL), trunk group type (local/intraLATA toll, Transit, Operator Services, 911, etc.), A location/Z location (CLLI codes for ReTel location and BellSouth location where the trunks shall terminate), interface type (e.g., DS1), Direction of Signaling, Trunk Group Number, if known, (commonly referred to as the 2-6 code) and forecasted trunks in service each year (cumulative).
- 5.7.2 Once initial interconnection trunk forecasts have been developed, ReTel shall continue to provide interconnection trunk forecasts on a semiannual basis or at otherwise mutually agreeable intervals. ReTel shall use its best efforts to make the forecasts as accurate as possible based on reasonable engineering criteria. The Parties shall continue to develop Reciprocal Trunk Group and/or two-way interconnection trunk forecasts as described in Section 5.7.1.1.
- 5.7.3 The submitting and development of interconnection trunk forecasts shall not replace the ordering process for local interconnection trunks. Each Party shall exercise its best efforts to provide the quantity of interconnection trunks mutually forecasted. However, the provision of the forecasted quantity of interconnection trunks is subject to trunk terminations and facility capacity existing at the time the trunk order is submitted. Furthermore, the receipt and development of trunk forecasts does not imply any liability for failure to perform if capacity (trunk terminations or facilities) is not available for use at the forecasted time.
- 5.8 **Trunk Utilization**
- 5.8.1 For the Reciprocal Trunk Groups that are Final Trunk Groups (Reciprocal Final Trunk Groups), BellSouth and ReTel shall monitor traffic on each interconnection Reciprocal Final Trunk Group that is ordered and installed. The Parties agree that the Reciprocal Final Trunk Groups will be utilized at 60 percent (60%) of the time consistent busy hour utilization level within 90 days of installation. The Parties agree that the Reciprocal Final Trunk Groups will be utilized at eighty percent (80%) of the time consistent busy hour utilization level within 180 days of installation. Any Reciprocal Final Trunk Group not meeting the minimum thresholds set forth in this Section are defined as "Under-utilized" trunks. BellSouth may disconnect any Under-utilized Reciprocal Final Trunk Groups and ReTel shall refund to BellSouth the associated nonrecurring and recurring trunk and facility charges paid by BellSouth, if any.
- 5.8.1.1 BellSouth's CISC will notify ReTel of any under-utilized Reciprocal Trunk Groups and the number of such trunk groups that BellSouth wishes to disconnect. BellSouth will provide supporting information either by email or facsimile to the designated ReTel interface. ReTel will provide concurrence with the disconnection in seven (7) business days or will provide specific information supporting why the trunks should not be disconnected. Such supporting information should include expected traffic volumes (including traffic volumes generated due to Local Number Portability) and the timeframes within which

ReTel expects to need such trunks. BellSouth's CISC Project Manager and Circuit Capacity Manager will discuss the information with ReTel to determine if agreement can be reached on the number of Reciprocal Final Trunk Groups to be removed. If no agreement can be reached, BellSouth will issue disconnect orders to ReTel. The due date of these orders will be four weeks after ReTel was first notified in writing of the underutilization of the trunk groups.

- 5.8.2 To the extent that any interconnection trunk group is utilized at a time-consistent busy hour of eighty percent (80%) or greater, the Parties may review the trunk groups and, if necessary, shall negotiate in good faith for the installation of augmented facilities.
- 5.8.3 For the two-way trunk groups, BellSouth and ReTel shall monitor traffic on each interconnection trunk group that is ordered and installed. The Parties agree that within 90 days of the installation of the BellSouth two-way trunk or trunks, the trunks will be utilized at 60 percent (60%) of the time consistent busy hour utilization level. The Parties agree that within 180 days of the installation of a trunk or trunks, the trunks will be utilized at eighty percent (80%) of the time consistent busy hour utilization level. Any trunk or trunks not meeting the minimum thresholds set forth in this Section are defined as "Under-utilized" trunks. BellSouth will request the disconnection of any Under-utilized two-way trunk(s) and ReTel shall refund to BellSouth the associated nonrecurring and recurring trunk and facility charges paid by BellSouth, if any.
- 5.8.3.1 BellSouth's LISC will notify ReTel of any under-utilized two-way trunk groups and the number of trunks that BellSouth wishes to disconnect. BellSouth will provide supporting information either by email or facsimile to the designated ReTel interface. ReTel will provide concurrence with the disconnection in seven (7) business days or will provide specific information supporting why the two-way trunks should not be disconnected. Such supporting information should include expected traffic volumes (including traffic volumes generated due to Local Number Portability) and the timeframes within which ReTel expects to need such trunks. BellSouth's CISC Project Manager and Circuit Capacity Manager will discuss the information with ReTel to determine if agreement can be reached on the number of trunks to be removed. If no agreement can be reached, ReTel will issue disconnect orders to BellSouth. The due date of these orders will be four weeks after ReTel was first notified in writing of the underutilization of the trunk groups.
- 5.8.3.2 To the extent that any interconnection trunk group is utilized at a time-consistent busy hour of eighty percent (80%) or greater, the Parties may review the trunk groups and, if necessary, shall negotiate in good faith for the installation of augmented facilities.

6. LOCAL DIALING PARITY

6.1 BellSouth and ReTel shall provide local and toll dialing parity, as defined in FCC rules and regulations, with no unreasonable dialing delays. Dialing parity shall be provided for all originating telecommunications services that require dialing to route a call.

7. INTERCONNECTION COMPENSATION

7.1 Compensation for Call Transportation and Termination for Local Traffic, ISP-bound Traffic and IntraLATA Toll Traffic

7.1.1 For the purposes of this Attachment and for reciprocal compensation between the Parties pursuant to this Attachment, Local Traffic is defined as any telephone call that originates in one exchange and terminates in either the same exchange, or other local calling area associated with the originating exchange as defined and specified in Section A3 of BellSouth's GSST.

7.1.1.1 Additionally, Local Traffic includes any cross boundary, voice-to-voice intrastate, interLATA or interstate, interLATA calls established as a local call by the ruling regulatory body.

7.1.2 ISP-bound Traffic is defined as calls to an information service provider or Internet service provider (ISP) that are dialed by using a local dialing pattern (7 or 10 digits) by a calling party in one exchange to an ISP server or modem in either the same exchange or a corresponding Extended Area Service (EAS) exchange as defined and specified in Section A3 of BellSouth's GSST. ISP-bound Traffic is not Local Traffic subject to reciprocal compensation, but instead is information access traffic subject to the FCC's jurisdiction.

7.1.3 Notwithstanding the definitions of Local Traffic and ISP-bound traffic above, and pursuant to the FCC's Order on Remand and Report and Order in CC Docket 99-68 released April 27, 2001 (ISP Order on Remand), BellSouth and ReTel agree to the rebuttable presumption that all combined circuit switched Local and ISP-bound Traffic delivered to BellSouth or ReTel that exceeds a 3:1 ratio of terminating to originating traffic on a statewide basis shall be considered ISP-bound traffic for compensation purposes. BellSouth and ReTel further agree to the rebuttable presumption that all combined circuit switched Local and ISP-bound Traffic delivered to BellSouth or ReTel that does not exceed a 3:1 ratio of terminating to originating traffic on a statewide basis shall be considered Local Traffic for compensation purposes.

7.1.4 Neither Party shall pay compensation to the other Party for per minute of use rate elements associated with the Call Transport and Termination of Local Traffic or ISP-bound Traffic.

- 7.1.5 The appropriate elemental rates set forth in Exhibit A of this Attachment shall apply for Transit Traffic as described in Sections 7.6 and 7.6.1 below and to Multiple Tandem Access as described in Section 4.10.1.5 above.
- 7.1.6 Neither Party shall represent Switched Access Traffic as Local Traffic or ISP-bound Traffic for purposes of determining compensation for the call.
- 7.1.7 IntraLATA Toll Traffic is defined as all traffic that originates and terminates within a single LATA that is not Local or ISP-bound traffic under this Attachment.
- 7.1.7.1 For terminating its intraLATA toll traffic on the other company's network, the originating Party will pay the terminating Party BellSouth's current intrastate or interstate, whichever is appropriate, terminating switched access tariff rates as set forth in BellSouth's Access Services Tariffs as filed and in effect with the FCC or Commission. The appropriate charges will be determined by the routing of the call. Additionally, if one Party is the other Party's End User's presubscribed IXC or if one Party's End User uses the other Party as an IXC on a 101XXXX basis, the originating party will charge the other Party the appropriate BellSouth originating switched access tariff rates as set forth in BellSouth's Intrastate or Interstate Access Services Tariff as filed and in effect with the FCC or appropriate Commission.
- 7.1.8 If ReTel assigns NPA/NXXs to specific BellSouth rate centers within the LATA and assigns numbers from those NPA/NXXs to ReTel End Users physically located outside of that LATA, BellSouth traffic originating from within the LATA where the NPA/NXXs are assigned and delivered to a ReTel customer physically located outside of such LATA, shall not be deemed Local Traffic. Further, ReTel agrees to identify such interLATA traffic to BellSouth and to compensate BellSouth for originating and transporting such interLATA traffic to ReTel at BellSouth's switched access tariff rates.
- 7.2 If ReTel does not identify such interLATA traffic to BellSouth, to the best of BellSouth's ability BellSouth will determine which whole ReTel NPA/NXXs on which to charge the applicable rates for originating network access service as reflected in BellSouth's Access Service Tariff. BellSouth shall make appropriate billing adjustments if ReTel can provide sufficient information for BellSouth to determine whether or not said traffic is Local or ISP-bound Traffic.
- 7.3 **Jurisdictional Reporting**
- 7.3.1 **Percent Local Use.** Each Party shall report to the other a Percent Local Usage (PLU) factor. The application of the PLU will determine the amount of local or ISP-bound minutes to be billed to the other Party. Each Party shall update its PLU on the first of January, April, July and October of the year and shall send it to the

other Party to be received no later than 30 days after the first of each such month based on local and ISP-bound usage for the past three months ending the last day of December, March, June and September, respectively. Requirements associated with PLU calculation and reporting shall be as set forth in BellSouth's Jurisdictional Factors Reporting Guide, as it is amended from time to time.

- 7.3.2 **Percent Local Facility.** Each Party shall report to the other a Percent Local Facility (PLF) factor. The application of the PLF will determine the portion of switched dedicated transport to be billed per the local jurisdiction rates. The PLF shall be applied to Multiplexing, Local Channel and Interoffice Channel Switched Dedicated Transport utilized in the provision of local interconnection trunks. Each Party shall update its PLF on the first of January, April, July and October of the year and shall send it to the other Party to be received no later than 30 days after the first of each such month to be effective the first bill period the following month, respectively. Requirements associated with PLU and PLF calculation and reporting shall be as set forth in BellSouth's Jurisdictional Factors Reporting Guide, as it is amended from time to time.
- 7.3.3 **Percent Interstate Usage.** Each Party shall report to the other the projected Percent Interstate Usage (PIU) factor. All jurisdictional report requirements, rules and regulations for IXCs specified in BellSouth's Intrastate Access Services Tariff will apply to ReTel. After interstate and intrastate traffic percentages have been determined by use of PIU procedures, the PLU and PLF factors will be used for application and billing of local interconnection. Each Party shall update its PIUs on the first of January, April, July and October of the year and shall send it to the other Party to be received no later than 30 days after the first of each such month, for all services showing the percentages of use for the past three months ending the last day of December, March, June and September.
- 7.3.4 Notwithstanding the provisions in Section 7.3.1, 7.3.2, and 7.3.3 above, where the terminating Party has message recording technology that identifies the jurisdiction of traffic terminated as defined in this Agreement, such information shall, at the terminating Party's option, be utilized to determine the appropriate jurisdictional reporting factors (PLU, PIU, and/or PLF), in lieu of those provided by the originating Party. In the event that the terminating Party opts to utilize its own data to determine jurisdictional reporting factors, such terminating Party shall notify the originating Party at least 15 days prior to the beginning of the calendar quarter in which the terminating Party will begin to utilize its own data. Such factors shall subject to the Dispute Resolution provisions in this Agreement, as well as the Audit provisions set forth in 7.3.5 below.
- 7.3.5 **Audits.** On thirty (30) days written notice, each Party must provide the other the ability and opportunity to conduct an annual audit to ensure the proper billing of traffic. BellSouth and ReTel shall retain records of call detail for a minimum of nine months from which the PLU, PLF and/or PIU can be ascertained. The audit

shall be conducted during normal business hours at an office designated by the Party being audited. Audit requests shall not be submitted more frequently than one (1) time per calendar year. Audits shall be performed by a mutually acceptable independent auditor paid for by the Party requesting the audit. The PLF, PLU and/or PIU shall be adjusted based upon the audit results and shall apply for the quarter the audit was completed, for the quarter prior to the completion of the audit, and for the two quarters following the completion of the audit. If, as a result of an audit, either Party is found to have overstated the PLF, PLU and/or PIU by twenty percentage points (20%) or more, that Party shall reimburse the auditing Party for the cost of the audit.

7.4 **Compensation for 8XX Traffic**

7.4.1 Compensation for 8XX Traffic. Each Party shall pay the other the appropriate switched access charges set forth in the BellSouth intrastate or interstate switched access tariffs. ReTel will pay BellSouth the database query charge as set forth in the BellSouth intrastate or interstate switched access tariffs as applicable.

7.4.2 Records for 8XX Billing. Each Party will provide to the other the appropriate records necessary for billing intraLATA 8XX customers. The records provided will be in a standard EMI format.

7.4.3 8XX Access Screening. BellSouth's provision of 8XX Toll Free Dialing (TFD) to ReTel requires interconnection from ReTel to BellSouth's 8XX Signal Channel Point (SCP). Such interconnections shall be established pursuant to BellSouth's Common Channel Signaling Interconnection Guidelines and Telcordia's CCS Network Interface Specification document, TR-TSV-000905. ReTel shall establish SS7 interconnection at the BellSouth Local Signal Transfer Points serving the BellSouth 8XX SCPs that ReTel desires to query. The terms and conditions for 8XX TFD are set out in BellSouth's Intrastate Access Services Tariff.

7.5 **Mutual Provision of Switched Access Service**

7.5.1 Switched Access Traffic. Switched Access Traffic is described as telephone calls requiring local transmission or switching services for the purpose of the origination or termination of Telephone Toll Service. Switched Access Traffic includes, but is not limited to, the following types of traffic: Feature Group A, Feature Group B, Feature Group C, Feature Group D, toll free access (e.g., 8XX), 900 access and their successors. Additionally, any Public Switched Telephone Network interexchange telecommunications traffic, regardless of transport protocol method, where the originating and terminating points, end-to-end points, are in different LATAs, or are in the same LATA and the Parties' Switched Access services are used for the origination or termination of the call, shall be considered Switched Access Traffic. Irrespective of transport protocol method used, a call which originates in one LATA and terminates in another LATA (i.e., the end-to-end

points of the call) or in which the Parties' Switched Access Services are used for the origination or termination of the call, shall not be considered Local Traffic or ISP-bound Traffic.

- 7.5.2 If the BellSouth End User chooses ReTel as their presubscribed IXC, or if the BellSouth End User uses ReTel as an IXC on a 101XXXX basis, BellSouth will charge ReTel the appropriate BellSouth tariff charges for originating switched access services.
- 7.5.3 Where the originating Party delivers a call to the terminating Party over switched access facilities, the originating Party will pay the terminating Party terminating, switched access charges as set forth in BellSouth's Intrastate or Interstate Access Services Tariff, as appropriate.
- 7.5.4 When ReTel's end office switch provides an access service connection to or from an IXC by a direct trunk group to the IXC utilizing BellSouth facilities, each Party will provide its own access services to the IXC and bill on a multi-bill, multi-tariff meet-point basis. Each Party will bill its own access services rates to the IXC with the exception of the interconnection charge. The interconnection charge will be billed by ReTel as the Party providing the end office function. Each party will use the Multiple Exchange Carrier Access Billing (MECAB) guidelines to establish meet point billing for all applicable traffic. The Parties shall utilize a thirty (30) day billing period.
- 7.5.4.1 When ReTel's end office subtends the BellSouth Access Tandem switch for receipt or delivery of switched access traffic and provides an access service connection to or from an IXC via BellSouth's Access Tandem switch, BellSouth, as the tandem company agrees to provide to ReTel, as the End Office Company, as defined in MECAB, at no charge, all the switched access detail usage data, recorded at the access tandem, within no more than sixty (60) days after the recording date. Each Party will notify the other when it is not feasible to meet these requirements. As business requirements change, data reporting requirements may be modified as necessary.
- 7.5.5 BellSouth, as the tandem provider company, will retain for a minimum period of sixty (60) days, access message detail sufficient to recreate any data that is lost or damaged by the tandem provider company or any third party involved in processing or transporting data.
- 7.5.6 BellSouth, as the tandem provider company, agrees to recreate the lost or damaged data within forty-eight (48) hours of notification by the other or by an authorized third party handling the data.
- 7.5.7 Any claims against BellSouth, as the tandem provider company, for unbillable or uncollectible revenue should be filed with the tandem provider company within 120 days of the usage date.

7.5.8 BellSouth, as the tandem provider company shall keep records of its billing activities relating to jointly-provided Intrastate and Interstate access services in sufficient detail to permit the Subsequent Billing Party to, by formal or informal review or audit, to verify the accuracy and reasonableness of the jointly-provided access billing data provided by the Initial Billing Party. Each Party agrees to cooperate in such formal or informal reviews or audits and further agrees to jointly review the findings of such reviews or audits in order to resolve any differences concerning the findings thereof.

7.5.9 ReTel agrees not to deliver switched access traffic to BellSouth for termination except over ReTel ordered switched access trunks and facilities.

7.6 **Transit Traffic**

7.6.1 BellSouth shall provide tandem switching and transport services for ReTel's Transit Traffic. Rates for local Transit Traffic and ISP-bound Transit Traffic shall be the applicable Call Transport and Termination charges as set forth in Exhibit A to this Attachment. Rates for Switched Access Transit Traffic shall be the applicable charges as set forth in BellSouth Interstate or Intrastate Switched Access tariffs. Billing associated with all Transit Traffic shall be pursuant to MECAB guidelines. Traffic between ReTel and Wireless Type 1 third parties shall not be treated as Transit Traffic from a routing or billing perspective. Traffic between ReTel and Wireless Type 2A or a third party CLEC utilizing BellSouth switching shall not be treated as Transit Traffic from a routing or billing perspective until BellSouth and the Wireless carrier or a third party CLEC utilizing BellSouth switching have the capability to properly meet-point-bill in accordance with MECAB guidelines.

7.6.2 The delivery of traffic that transits the BellSouth network and is transported to another carrier's network is excluded from any BellSouth billing guarantees. BellSouth agrees to deliver Transit Traffic to the terminating carrier; provided, however, that ReTel is solely responsible for negotiating and executing any appropriate contractual agreements with the terminating carrier for the exchange of Transit Traffic through the BellSouth network. BellSouth will not be liable for any compensation to the terminating carrier or to ReTel. In the event that the terminating third party carrier imposes on BellSouth any charges or costs for the delivery of Transit Traffic, ReTel shall reimburse BellSouth for such costs. Additionally, the Parties agree that any billing to a third party or other telecommunications carrier under this section shall be pursuant to MECAB procedures.

8. **FRAME RELAY SERVICE INTERCONNECTION**

8.1 In addition to the Local Interconnection services set forth above, BellSouth will offer a network to network Interconnection arrangement between BellSouth's and ReTel's frame relay switches as set forth below. The following provisions will

apply only to Frame Relay Service and Exchange Access Frame Relay Service and Managed Shared Frame Relay Service in those states in which ReTel is certified and providing Frame Relay Service as a Local Exchange Carrier and where traffic is being exchanged between ReTel and BellSouth Frame Relay Switches in the same LATA.

- 8.2 The Parties agree to establish two-way Frame Relay facilities between their respective Frame Relay Switches to the mutually agreed upon Frame Relay Service point(s) of interconnection (IP(s)) within the LATA. All IPs shall be within the same Frame Relay Network Serving Areas as defined in Section A40 of BellSouth's GSST except as set forth in this Attachment.
- 8.3 Upon the request of either Party, such interconnection will be established where BellSouth and ReTel have Frame Relay Switches in the same LATA. Where there are multiple Frame Relay switches in one central office, an interconnection with any one of the switches will be considered an interconnection with all of the switches at that central office for purposes of routing packet traffic.
- 8.4 The Parties agree to provision local and intraLATA Frame Relay Service and Exchange Access Frame Relay Service and Managed Shared Frame Relay Service (both intrastate and interstate) over Frame Relay interconnection facilities between the respective Frame Relay switches and the IPs.
- 8.5 The Parties agree to assess each other reciprocal charges for the facilities that each provides to the other according to the Percent Local Circuit Use Factor (PLCU), determined as follows:
- 8.5.1 If the data packets originate and terminate in locations in the same LATA, and are consistent with the local definitions of the Agreement, the traffic is considered local. Frame Relay framed packet data is transported within Virtual Circuits (VC). For the purposes of this Agreement, if all the data packets transported within a VC remain within the LATA, then consistent with the local definitions in this Agreement, the traffic on that VC is local (Local VC).
- 8.5.2 If the originating and terminating locations of the two-way packet data traffic are not in the same LATA, the traffic on that VC is interLATA (InterLATA VC).
- 8.5.3 The PLCU is determined by dividing the total number of Local VCs, by the total number of VCs on each Frame Relay facility. To facilitate implementation, ReTel may determine its PLCU in aggregate, by dividing the total number of Local VCs in a given LATA by the total number VCs in that LATA. The Parties agree to renegotiate the method for determining PLCU, at BellSouth's request, and within 90 days, if BellSouth notifies ReTel that it has found that this method does not adequately represent the PLCU.
- 8.5.4 If there are no VCs on a facility when it is billed, the PLCU will be zero.

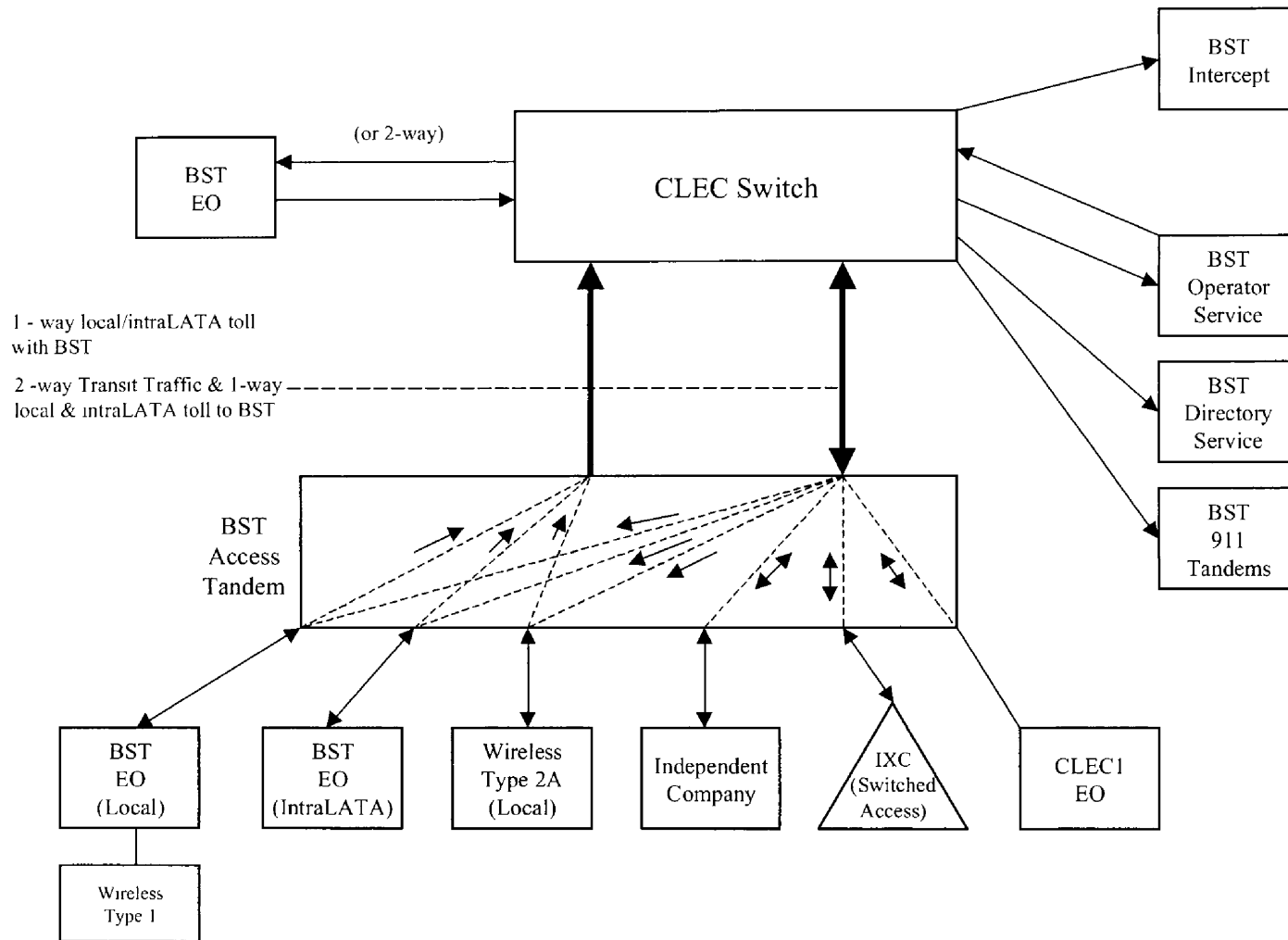
- 8.5.5 BellSouth will provide the circuit between the Parties' respective Frame Relay Switches. The Parties will be compensated as follows: BellSouth will invoice, and ReTel will pay, the total nonrecurring and recurring charges for the circuit based upon the rates set forth in BellSouth's Interstate Access Tariff, FCC No. 1. ReTel will then invoice, and BellSouth will pay, an amount calculated by multiplying the BellSouth billed charges for the circuit by one-half of ReTel's PLCU.
- 8.6 The Parties agree to compensate each other for Frame Relay network-to-network interface (NNI) ports based upon the NNI rates set forth in BellSouth's Interstate Access Tariff, FCC No. 1. Compensation for each pair of NNI ports will be calculated as follows: BellSouth will invoice, and ReTel will pay, the total nonrecurring and recurring charges for the NNI port. ReTel will then invoice, and BellSouth will pay, an amount calculated by multiplying the BellSouth billed nonrecurring and recurring charges for the NNI port by ReTel's PLCU.
- 8.7 Each Party agrees that there will be no charges to the other Party for its own subscriber's Permanent Virtual Circuit (PVC) rate elements for the local PVC segment from its Frame Relay switch to its own subscriber's premises. PVC rate elements include the Data Link Connection Identifier (DLCI) and Committed Information Rate (CIR).
- 8.8 For the PVC segment between the ReTel and BellSouth Frame Relay switches, compensation for the PVC charges is based upon the rates in BellSouth's Interstate Access Tariff, FCC No. 1.
- 8.9 Compensation for PVC rate elements will be calculated as follows:
- 8.9.1 If ReTel orders a VC connection between a BellSouth subscriber's PVC segment and a PVC segment from the BellSouth Frame Relay switch to the ReTel Frame Relay switch, BellSouth will invoice, and ReTel will pay, the total nonrecurring and recurring PVC charges for the PVC segment between the BellSouth and ReTel Frame Relay switches. If the VC is a Local VC, ReTel will then invoice and BellSouth will pay, the total nonrecurring and recurring PVC charges billed for that segment. If the VC is not local, no compensation will be paid to ReTel for the PVC segment.
- 8.9.2 If BellSouth orders a Local VC connection between a ReTel subscriber's PVC segment and a PVC segment from the ReTel Frame Relay switch to the BellSouth Frame Relay switch, BellSouth will invoice, and ReTel will pay, the total nonrecurring and recurring PVC and CIR charges for the PVC segment between the BellSouth and ReTel Frame Relay switches. If the VC is a Local VC, ReTel will then invoice and BellSouth will pay the total nonrecurring and recurring PVC and CIR charges billed for that segment. If the VC is not local, no compensation will be paid to ReTel for the PVC segment.

- 8.9.3 The Parties agree to compensate each other for requests to change a PVC segment or PVC service order record, according to the Feature Change charge as set forth in the BellSouth access tariff BellSouth Tariff FCC No. 1.
- 8.9.4 If ReTel requests a change, BellSouth will invoice and ReTel will pay a Feature Change charge for each affected PVC segment.
- 8.9.4.1 If BellSouth requests a change to a Local VC, ReTel will invoice and BellSouth will pay a Feature Change charge for each affected PVC segment.
- 8.9.5 The Parties agree to limit the sum of the CIR for the VCs on a DS1 NNI port to not more than three times the port speed, or not more than six times the port speed on a DS3 NNI port.
- 8.9.6 Except as expressly provided herein, this Agreement does not address or alter in any way either Party's provision of Exchange Access Frame Relay Service, Managed Shared Frame Relay Service or interLATA Frame Relay Service. All charges by each Party to the other for carriage of Exchange Access Frame Relay Service or interLATA Frame Relay Service are included in the BellSouth access tariff BellSouth Tariff FCC No. 1.
- 8.10 ReTel will identify and report quarterly to BellSouth the PLCU of the Frame Relay facilities it uses, per Section 8.5.3 above.
- 8.11 Either Party may request a review or audit of the various service components, consistent with the provisions of section E2 of the BellSouth State Access Services tariffs or Section 2 of the BellSouth FCC No.1 Tariff.

9. ORDERING CHARGES

- 9.1 The terms, conditions and rates for Ordering Charges are as set forth in FCC Tariff for Access Service Records.

Basic Architecture



One-Way Architecture

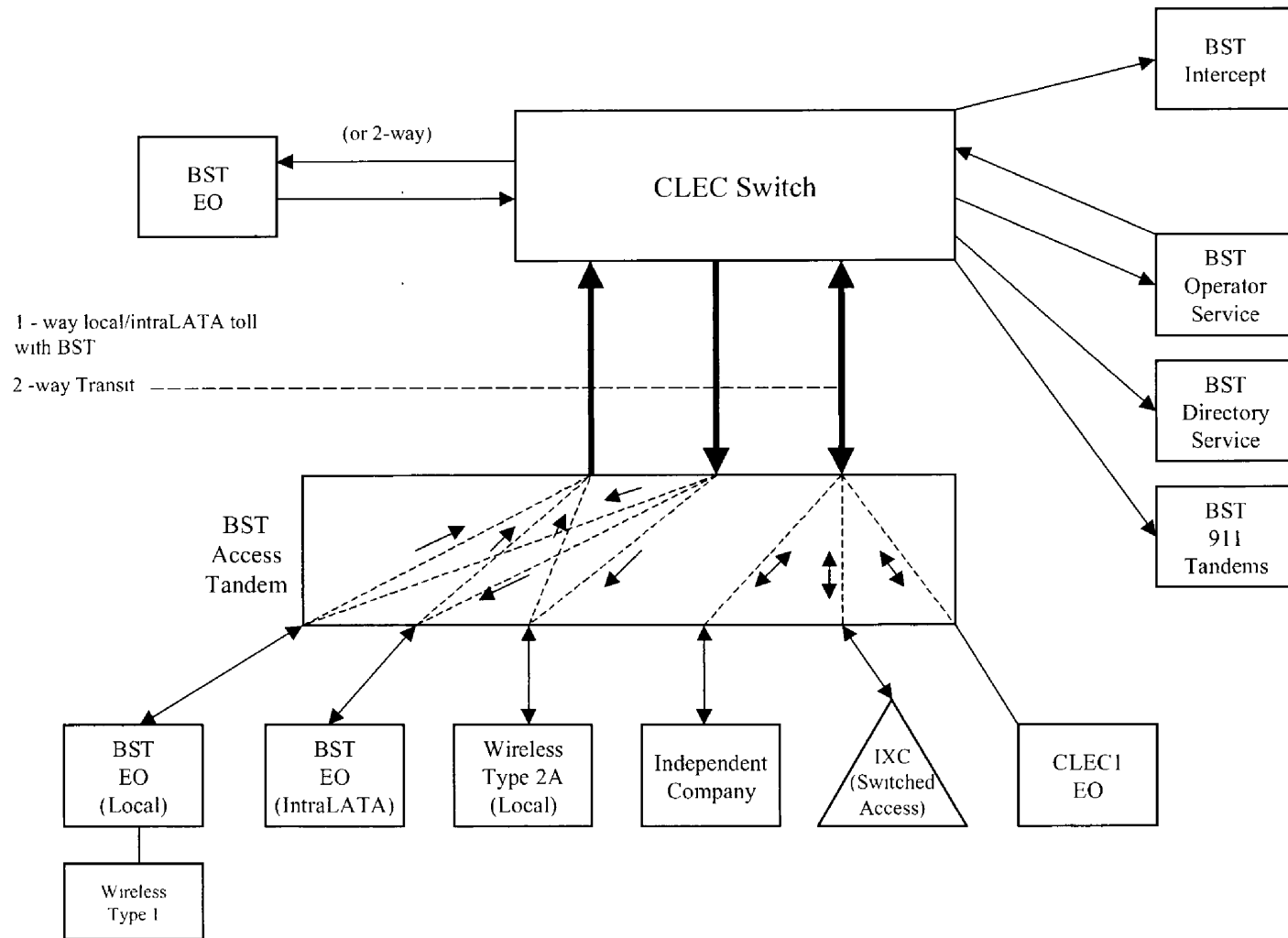
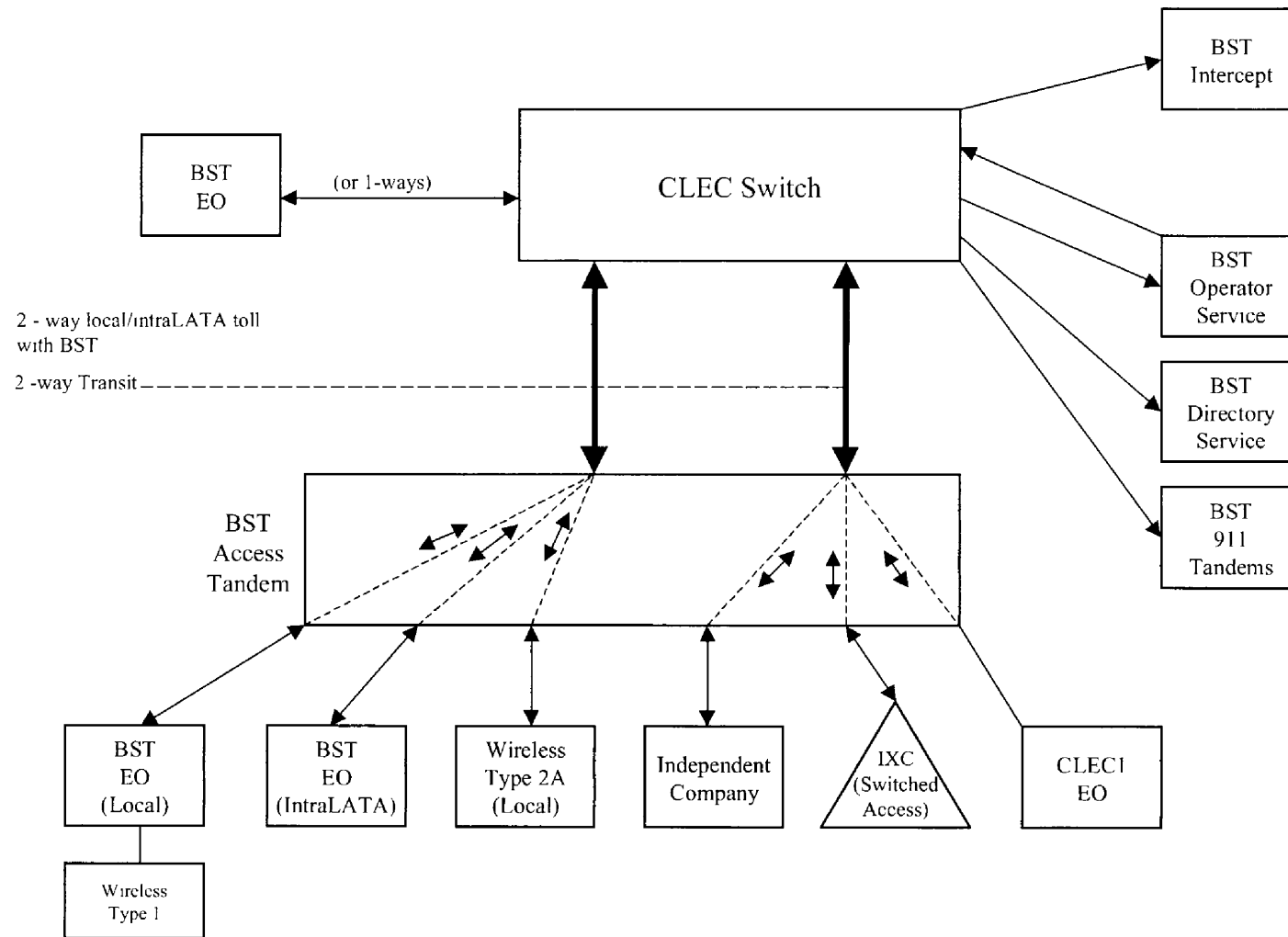
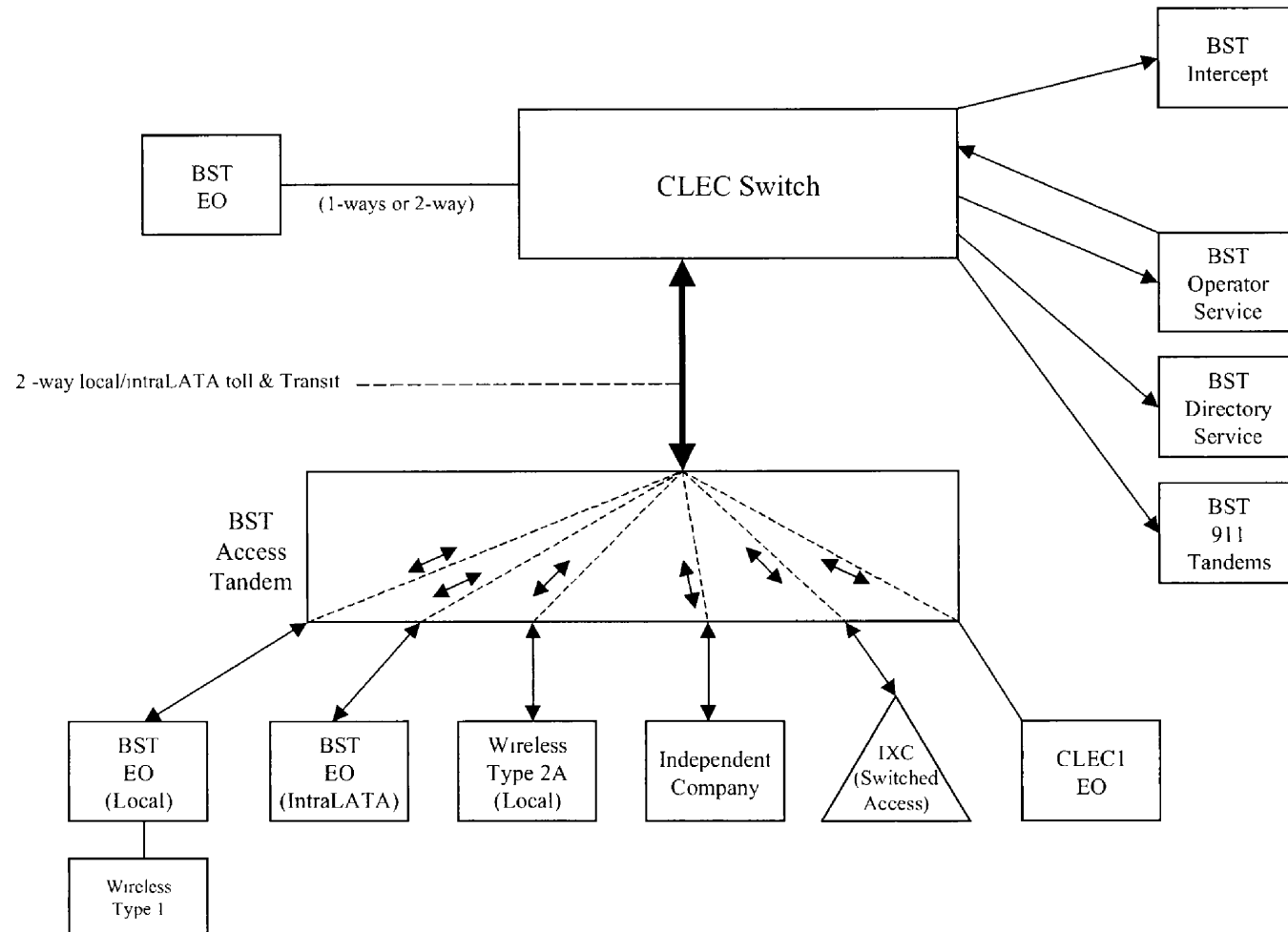


Exhibit D

Two-Way Architecture



Supergroup Architecture



LOCAL INTERCONNECTION - Florida										Attachment: 3		Exhibit A			
CATEGORY	RATE ELEMENTS	Interm	Zone	BCS	USOC	RATES (\$)				Svc Order Submitted Elec per LSR	Svc Order Submitted Manually per LSR	Incremental Charge - Manual Svc Order vs Electronic-1st	Incremental Charge - Manual Svc Order vs Electronic-Add'l	Incremental Charge - Manual Svc Order vs Electronic-Disc 1st	Incremental Charge - Manual Svc Order vs Electronic-Disc Add'l
						Recurring	Nonrecurring		NRC Disconnect						
						First	Add'l	First	Add'l	SOME C	SOMAN	SOMAN	SOMAN	SOMAN	SOMAN
LOCAL INTERCONNECTION (CALL TRANSPORT AND TERMINATION)															
NOTE: "bk" beside a rate indicates that the Parties have agreed to bill and keep for that element pursuant to the terms and conditions in Attachment 3															
TANDEM SWITCHING															
	Tandem Switching Function Per MOU			OHD		0.0006019	bk								
	Multiple Tandem Switching_per MOU (applies to initial tandem only)			OHD		0.0006019									
	Tandem Intermediary Charge_per MOU*			OHD		0.0015									
* This charge is applicable only to transit traffic and is applied in addition to applicable switching and/or interconnection charges															
TRUNK CHARGE															
	Installation Trunk Side Service-per DS0			OHD	TPP++			21.73	8.19						
	Dedicated End Office Trunk Port Service-per DS0**			OHD	TDE0P	0.00									
	Dedicated End Office Trunk Port Service-per DS1**			OH1, OH1MS	TDE1P	0.00									
	Dedicated Tandem Trunk Port Service-per DS0**			OHD	TDW0P	0.00									
	Dedicated Tandem Trunk Port Service-per DS1**			OH1, OH1MS	TDW1P	0.00									
** This rate element is recovered on a per MOU basis and is included in the End Office Switching and Tandem Switching_per MOU rate elements															
COMMON TRANSPORT (Shared)															
	Common Transport-Per Mile, Per MOU			OHD		0.0000035	bk								
	Common Transport-Facilities Termination Per MOU			OHD		0.0004372	bk								
LOCAL INTERCONNECTION (DEDICATED TRANSPORT)															
INTEROFFICE CHANNEL - DEDICATED TRANSPORT															
	Interoffice Channel-Dedicated Transport-2W VG-Per Mile per mo			OHL, OHM	1L5NF	0.0091									
	Interoffice Channel-Dedicated Transport-2W VG-Facility Termination per mo			OHL, OHM	1L5NF	25.32	47.35	31.78	18.31	7.03					
	Interoffice Channel-Dedicated Transport-56 kbps-per mile per mo			OHL, OHM	1L5NK	0.0091									
	Interoffice Channel-Dedicated Transport-56 kbps-Facility Termination per mo			OHL, OHM	1L5NK	18.44	47.35	31.78	18.31	7.03					
	Interoffice Channel-Dedicated Transport-64 kbps-per mile per mo			OHL, OHM	1L5NK	0.0091									
	Interoffice Channel-Dedicated Transport-64 kbps-Facility Termination per mo			OHL, OHM	1L5NK	18.44	47.35	31.78	18.31	7.03					
	Interoffice Channel-Dedicated Channel-DS1-Per Mile per mo			OH1, OH1MS	1L5NL	0.1855									
	Interoffice Channel-Dedicated Transport-DS1-Facility Termination per mo			OH1, OH1MS	1L5NL	88.44	105.54	98.47	21.47	19.05					
	Interoffice Channel -Dedicated Transport-DS3-Per Mile per mo			OH3, OH3MS	1L5NM	3.87									
	Interoffice Channel-Dedicated Transport-DS3-Facility Termination per mo			OH3, OH3MS	1L5NM	1,071.00	335.46	219.28	72.03	70.56					
LOCAL CHANNEL - DEDICATED TRANSPORT															
	Local Channel-Dedicated-2W VG per mo			OHL, OHM	TEFV2	19.66	265.84	46.97	37.63	4.00					
	Local Channel-Dedicated-4W VG per mo			OHL, OHM	TEFV4	20.45	266.54	47.67	44.22	5.33					
	Local Channel-Dedicated-DS1 per mo			OH1	TEFHG	36.49	216.65	183.54	24.30	16.95					
	Local Channel-Dedicated-DS3 Facility Termination per mo			OH3	TEFHJ	531.91	556.37	343.01	139.13	96.84					
LOCAL INTERCONNECTION MID-SPAN MEET															
NOTE: If Access service ride Mid-Span Meet, one-half the tariffed service Local Channel rate is applicable.															
	Local Channel-Dedicated-DS1 per mo			OH1MS	TEFHG	0.00	0.00								
	Local Channel-Dedicated-DS3 per mo			OH3MS	TEFHJ	0.00	0.00								
MULTIPLEXERS															
	Channelization-DS1 to DS0 Channel System			OH1, OH1MS	SATN1	146.77	101.42	71.62	11.09	10.49					
	DS3 to DS1 Channel System per mo			OH3, OH3MS	SATNS	211.19	199.28	118.64	40.34	39.07					
	DS3 Interface Unit (DS1 COC) per mo			OH1, OH1MS	SATCO	13.76	10.07	7.08							
Notes: If no rate is identified in the contract, the rates, terms, and conditions for the specific service or function will be as set forth in applicable BellSouth tariff															

Attachment 4
Physical Collocation

**BELLSOUTH
PHYSICAL COLLOCATION**

1. Scope of Attachment

- 1.1 The rates, terms, and conditions contained within this Attachment shall only apply when ReTel is physically collocated as a sole occupant or as a Host within a BellSouth Premise location pursuant to this Attachment. BellSouth Premises include BellSouth Central Offices and Serving Wire Centers (hereinafter "Premises"). This Attachment is applicable to Premises owned or leased by BellSouth. However, if the Premises occupied by BellSouth are leased by BellSouth from a third party, special considerations and intervals may apply in addition to the terms and conditions contained in this Attachment.
- 1.2 Right to Occupy. BellSouth shall offer to ReTel collocation on rates, terms, and conditions that are just, reasonable, non-discriminatory and consistent with the rules of the FCC. Subject to the rates, terms and conditions of this Attachment, where space is available and it is technically feasible, BellSouth will allow ReTel to occupy a certain area designated by BellSouth within a Premise, or on BellSouth property upon which the Premises is located, of a size which is specified by ReTel and agreed to by BellSouth (hereinafter "Collocation Space"). The necessary rates, terms and conditions for premises as defined by the FCC, other than BellSouth Premises, shall be negotiated upon reasonable request for collocation at such premises.
- 1.2.1 Neither BellSouth nor any of BellSouth's affiliates may reserve space for future use on more preferential terms than those set forth in this Attachment.
- 1.2.1.1 The size specified by ReTel may contemplate a request for space sufficient to accommodate ReTel's growth within an eighteen (18) month period.
- 1.3 Space Allocation. BellSouth shall attempt to accommodate ReTel's requested preferences, if any. In allocating Collocation Space, BellSouth shall not materially increase ReTel's cost or materially delay ReTel's occupation and use of the Collocation Space, assign Collocation Space that will impair the quality of service or otherwise limit the service ReTel wishes to offer, reduce unreasonably the total space available for physical collocation or preclude unreasonable physical collocation within the Premises. Space shall not be available for collocation if it is: (a) physically occupied by non-obsolete equipment; (b) assigned to another collocated telecommunications carrier; (c) used to provide physical access to occupied space; (d) used to enable technicians to work on equipment located within occupied space; (e) properly reserved for future use, either by BellSouth or another collocated telecommunications carrier; or (f) essential for the administration and proper functioning of Premises. BellSouth may segregate Collocation Space and require separate entrances for collocated telecommunications carriers to access their Collocation Space, pursuant to FCC Rules.

- 1.4 Space Reclamation. In the event of space exhaust within a Premise, BellSouth may include in its documentation for the Petition for Waiver filed with the Commission, any unutilized space in the Premise. ReTel will be responsible for the justification of unutilized space within its Collocation Space, if the Commission requires such justification.
- 1.5 Use of Space. ReTel shall use the Collocation Space for the purposes of installing, maintaining and operating ReTel's equipment (to include testing and monitoring equipment) necessary for interconnection with BellSouth services and facilities or for accessing BellSouth unbundled network elements (UNEs) for the provision of telecommunications services, as specifically set forth in this Agreement. The Collocation Space assigned to ReTel may not be used for any purposes other than as specifically described herein or in any amendment hereto.
- 1.6 Rates and Charges. ReTel agrees to pay the rates and charges identified in Exhibit B attached hereto.
- 1.7 If any due date contained in this Attachment falls on a weekend or National holiday, the due date will be the next business day thereafter. For intervals of ten (10) calendar days or less, National holidays will be excluded.
- 1.8 The Parties agree to comply with all applicable federal, state, county, local and administrative laws, rules, ordinances, regulations and codes in the performance of their obligations hereunder.

2. Space Availability Report

- 2.1 Upon request from ReTel and at ReTel's expense, BellSouth will provide a written report (Space Availability Report) describing in detail the space that is available for collocation at a particular Premise. This report will include the amount of Collocation Space available at the Premises requested, the number of collocators present at the Premises, any modifications in the use of the space since the last report on the Premises requested and the measures BellSouth is taking to make additional space available for collocation arrangements. A Space Availability Report does not reserve space at the Premises for which the Space Availability Report was requested by ReTel.
- 2.1.1 The request from ReTel for a Space Availability Report must be in writing and include the Premises street address, as identified in the LERG and Common Language Location Identification (CLLI) code of the Premises. CLLI code information is located in the NECA Tariff FCC No. 4.
- 2.1.2 BellSouth will respond to a request for a Space Availability Report for a particular Premise within ten (10) calendar days of the receipt of such a request. BellSouth will make its best efforts to respond in ten (10) calendar days to a Space Availability Report request when the request includes from two (2) to five (5) Premises within the same state. The response time for Space Availability Report requests of more than

five (5) Premises shall be negotiated between the Parties. If BellSouth cannot meet the ten (10) calendar day response time, BellSouth shall notify ReTel and inform ReTel of the timeframe under which it can respond.

3. Collocation Options

3.1 Cageless. BellSouth shall allow ReTel to collocate ReTel's equipment and facilities without requiring the construction of a cage or similar structure. BellSouth shall allow ReTel to have direct access to ReTel's equipment and facilities in accordance with Section 5.9. BellSouth shall make cageless collocation available in single bay increments. Except where ReTel's equipment requires special technical considerations (e.g., special cable racking or isolated ground plane), BellSouth shall assign cageless Collocation Space in conventional equipment rack lineups where feasible. For equipment requiring special technical considerations, ReTel must provide the equipment layout, including spatial dimensions for such equipment pursuant to generic requirements contained in Telcordia GR-63-Core, and shall be responsible for compliance with all special technical requirements associated with such equipment.

3.2 Caged. At ReTel's expense, ReTel will arrange with a Supplier certified by BellSouth (BellSouth Certified Supplier) to construct a collocation arrangement enclosure in accordance with BellSouth's Technical References (TRs) (Specifications) prior to starting equipment installation. BellSouth will provide Specifications upon request. Where local building codes require enclosure specifications more stringent than BellSouth's enclosure Specifications, ReTel and ReTel's BellSouth Certified Supplier must comply with the more stringent local building code requirements. ReTel's BellSouth Certified Supplier shall be responsible for filing and receiving any and all necessary permits and/or licenses for such construction. BellSouth shall cooperate with ReTel and provide, at ReTel's expense, the documentation, including existing building architectural drawings, enclosure drawings, and Specifications required and necessary for ReTel's BellSouth Certified Supplier to obtain the zoning, permits and/or other licenses. ReTel's BellSouth Certified Supplier shall bill ReTel directly for all work performed for ReTel pursuant to this Attachment. BellSouth shall have no liability for, nor responsibility to pay, such charges imposed by ReTel's BellSouth Certified Supplier. ReTel must provide the local BellSouth Central Office building contact with two Access Keys that will allow entry into the locked enclosure. Except in the case of an emergency, BellSouth will not access ReTel's locked enclosure prior to notifying ReTel at least forty-eight (48) hours or two (2) business days, whichever is greater, before access to the Collocation Space is required. Upon request, BellSouth shall construct the enclosure for ReTel.

3.2.1 BellSouth may elect to review ReTel's plans and specifications prior to allowing construction to start, to ensure compliance with BellSouth's Specifications. BellSouth will notify ReTel of its desire to execute this review in BellSouth's response to the Initial Application, if ReTel has indicated its desire to construct its own enclosure. If ReTel's Initial Application does not indicate its desire to construct its own enclosure, but its subsequent firm order does indicate its desire to construct its own enclosure,

then notification to review will be given within ten (10) calendar days after the Firm Order date. BellSouth shall complete its review within fifteen (15) calendar days after the receipt of ReTel's plans and specifications. Regardless of whether or not BellSouth elects to review ReTel's plans and specifications, BellSouth reserves the right to inspect the enclosure after construction has been completed to ensure that it is constructed according to ReTel's submitted plans and specifications and/or BellSouth's Specifications, as applicable. If BellSouth decides to inspect the constructed Collocation Space, BellSouth will complete its inspection within fifteen (15) calendar days after receipt of written notification of completion of the enclosure from ReTel. BellSouth shall require ReTel to remove or correct within seven (7) calendar days, at ReTel's expense, any structure that does not meet ReTel's plans and specifications or BellSouth's Specifications, if applicable.

- 3.3 Shared Caged Collocation. ReTel may allow other telecommunications carriers to share ReTel's caged collocation arrangement, pursuant to the terms and conditions agreed to by ReTel (Host) and the other telecommunications carriers (Guests) pursuant to this Section, except where the Premise is located within a leased space and BellSouth is prohibited by said lease from offering such an option to ReTel. BellSouth shall be notified in writing by ReTel upon the execution of any agreement between the Host and its Guest(s) within ten (10) calendar days of its execution and prior to the submission of any Firm Orders. Further, such notification shall include the name of the Guest(s), the term of the agreement, and a certification by ReTel that said agreement imposes upon the Guest(s) the same terms and conditions for Collocation Space as set forth in this Attachment between BellSouth and ReTel.
- 3.3.1 ReTel, as the Host, shall be the sole interface and responsible Party to BellSouth for the assessment and billing of rates and charges contained within this Attachment and for the purposes of ensuring that the safety and security requirements of this Attachment are fully complied with by the Guest(s), its employees and agents. BellSouth shall provide ReTel with a proration of the costs of the Collocation Space based on the number of collocators and the space used by each, with a minimum charge of one (1) bay/rack per Host/Guest. In Florida, the Guest(s) may submit its own initial and additional equipment placement applications using the Host's Access Carrier Name Abbreviation (ACNA). A separate Guest application shall result in the assessment of an Initial Application Fee or a Subsequent Application Fee, as set forth in Exhibit B, which will be billed to the Host on the date that BellSouth provides its written response to the Guest(s) Bona Fide Application (Application Response).
- 3.3.2 Notwithstanding the foregoing, the Guest(s) may submit service orders directly to BellSouth to request the provisioning of interconnecting facilities between BellSouth and the Guest(s), the provisioning of services, and access to UNEs. The bill for these interconnecting facilities, services and access to UNEs will be charged to the Guest(s) pursuant to the applicable Tariff or the Guest's Interconnection Agreement with BellSouth.

- 3.3.3 ReTel shall indemnify and hold harmless BellSouth from any and all claims, actions, causes of action, of whatever kind or nature arising out of the presence of ReTel's Guest(s) in the Collocation Space, except to the extent caused by BellSouth's sole negligence, gross negligence, or willful misconduct.
- 3.4 Adjacent Collocation. Subject to technical feasibility and space availability, BellSouth will permit an adjacent collocation arrangement (Adjacent Arrangement) on Premises' property only when space within the Premises is legitimately exhausted and where the Adjacent Arrangement does not interfere with access to existing or planned structures or facilities on the Premises' property. An Adjacent Arrangement shall be constructed or procured by ReTel and must be in conformance with BellSouth's design and construction Specifications. Further, ReTel shall construct, procure, maintain and operate said Adjacent Arrangement(s) pursuant to all of the rates, terms and conditions set forth in this Attachment.
- 3.4.1 If ReTel requests Adjacent Collocation, pursuant to the conditions stated in 3.4 above, ReTel must arrange with a BellSouth Certified Supplier to construct the Adjacent Arrangement structure in accordance with BellSouth's Specifications. BellSouth will provide Specifications upon request. Where local building codes require enclosure specifications more stringent than BellSouth's Specifications, ReTel and ReTel's BellSouth Certified Supplier must comply with the more stringent local building code requirements. ReTel's BellSouth Certified Supplier shall be responsible for filing and receiving any and all necessary zoning, permits and/or licenses for such construction. ReTel's BellSouth Certified Supplier shall bill ReTel directly for all work performed for ReTel pursuant to this Attachment. BellSouth shall have no liability for, nor responsibility to pay, such charges imposed by ReTel's BellSouth Certified Supplier. ReTel must provide the local BellSouth Central Office building contact with two cards, keys or other access devices used to gain entry into the locked enclosure. Except in the case of an emergency, BellSouth will not access ReTel's locked enclosure prior to notifying ReTel at least forty-eight (48) hours or two (2) business days, whichever is greater, before access to the Collocation Space is required.
- 3.4.2 ReTel must submit its Adjacent Arrangement construction plans and specifications to BellSouth when it places its Firm Order. BellSouth shall review ReTel's plans and specifications prior to construction of an Adjacent Arrangement(s) to ensure ReTel's compliance with BellSouth's Specifications. BellSouth shall complete its review within fifteen (15) calendar days after receipt of the plans and specifications from ReTel for the Adjacent Arrangement. BellSouth may inspect the Adjacent Arrangement during and after construction is completed to ensure that it is constructed according to ReTel's submitted plans and specifications. If BellSouth decides to inspect the completed Adjacent Arrangement, BellSouth will complete its inspection within fifteen (15) calendar days after receipt of written notification of completion of the enclosure from ReTel. BellSouth shall require ReTel to remove or correct within seven (7) calendar days at ReTel's expense, any structure that does not meet its submitted plans and specifications or BellSouth's Specifications, if applicable.

- 3.4.3 ReTel shall provide a concrete pad, the structure housing the arrangement, heating/ventilation/air conditioning (HVAC), lighting, and all of the facilities that are required to connect the structure (i.e., racking, conduits, etc.) to the BellSouth point of demarcation. At ReTel's option, and where the local authority having jurisdiction permits, BellSouth shall provide an AC power source and access to physical collocation services and facilities, subject to the same nondiscriminatory requirements as those applicable to any other physical collocation arrangement. BellSouth shall allow Shared Caged Collocation within an Adjacent Arrangement, pursuant to the terms and conditions set forth in 3.3 above.
- 3.5 Co-Carrier Cross Connect (CCXC). The primary purpose of collocation is for a telecommunications carrier to interconnect with BellSouth's network or to access BellSouth's UNEs for the provision of telecommunications services. BellSouth will permit ReTel to interconnect between its virtual or physical collocation arrangements and those of another collocated telecommunications carrier within the same Premise. Both ReTel's agreement and the other collocated telecommunications carrier's agreement must contain rates, terms and conditions for CCXC language. ReTel is prohibited from using the Collocation Space for the sole or primary purpose of cross connecting to other collocated telecommunications carriers.
- 3.5.1 ReTel must contract with a BellSouth Certified Supplier to place the CCXC. The CCXC shall be provisioned through facilities owned by ReTel. Such connections to other collocated telecommunications carriers may be made using either optical or electrical facilities. In cases where ReTel's equipment and the equipment of the other collocated telecommunications carrier are located in contiguous caged Collocation Spaces, ReTel may use its own technicians to install co-carrier cross connects using either electrical or optical facilities between the equipment of both collocated telecommunications carriers and construct a dedicated cable support structure between the two contiguous cages. ReTel shall deploy such optical or electrical connections directly between its own facilities and the facilities of another collocated telecommunications carrier without being routed through BellSouth's equipment. ReTel shall not provision CCXC on any BellSouth distribution frame, POT (Point of Termination) Bay, DSX (Digital System Cross-connect) or LGX (Light Guide Cross-connect). ReTel is responsible for ensuring the integrity of the signal.
- 3.5.2 ReTel shall be responsible for providing a letter of authorization (LOA), with the application, to BellSouth from the other collocated telecommunications carrier to which it will be cross-connecting. ReTel-provisioned CCXC shall utilize common cable support structure. There will be a recurring charge per linear foot, per cable, of common cable support structure used. In the case of two contiguous caged collocation arrangements, ReTel may use its own technicians to construct the dedicated support structure between the two collocation arrangements.
- 3.5.3 To order CCXCs, ReTel must submit an Initial Application or Subsequent Application to BellSouth. If no modification to the Collocation Space is requested other than the placement of CCXCs, the Subsequent Application Fee for CCXCs, as defined in

Exhibit B, will apply. If modifications, in addition to the placement of CCXCs, are requested, the Initial Application or Subsequent Application Fee will apply. BellSouth will bill this nonrecurring fee on the date that it provides an Application Response to ReTel.

4. Occupancy

4.1 BellSouth will notify ReTel in writing when the Collocation Space is ready for occupancy (Space Ready Date). ReTel will schedule and complete an acceptance walkthrough of the Collocation Space with BellSouth within fifteen (15) calendar days of the Space Ready Date. BellSouth will correct any deviations in ReTel's original or jointly amended application requirements within seven (7) calendar days after the walkthrough, unless the Parties jointly agree upon a different time frame. BellSouth will also establish a new Space Ready Date. Another acceptance walkthrough will then be scheduled and conducted within fifteen (15) calendar days of the new Space Ready Date. This follow-up acceptance walkthrough will be limited to only those items identified in the initial walkthrough. If ReTel completes its acceptance walkthrough within the fifteen (15) calendar day interval, billing will begin upon the date of ReTel's acceptance of the Collocation Space (Space Acceptance Date). In the event that ReTel fails to complete an acceptance walkthrough within this fifteen (15) calendar day interval, the Collocation Space shall be deemed accepted by ReTel on the Space Ready Date and billing will commence from that date. If ReTel decides to occupy the space prior to the Space Ready Date, the date ReTel occupies the space becomes the new Space Acceptance Date and billing will begin from that date. ReTel must notify BellSouth in writing that collocation equipment installation is complete and operational with BellSouth's network. BellSouth may, at its discretion, refuse to accept orders for cross connects until it has received such notice. For the purposes of this paragraph, ReTel's telecommunications equipment will be deemed operational when it has been cross-connected to BellSouth's network for the purpose of provisioning telecommunication services to its customers.

4.2 Termination of Occupancy. In addition to any other provisions addressing termination of occupancy in this Agreement, ReTel may terminate occupancy in a particular Collocation Space by submitting a Subsequent Application requesting termination of occupancy. Such termination shall be effective upon BellSouth's acceptance of the Space Relinquishment Form. Billing for monthly recurring charges will cease on the date that ReTel and BellSouth conduct an inspection of the terminated space and jointly sign off on the Space Relinquishment Form or on the date that ReTel signs off on the Space Relinquishment Form and sends this form to BellSouth, if a subsequent inspection of the terminated space by BellSouth reveals no discrepancies. If the subsequent inspection by BellSouth does reveal discrepancies, billing will cease on the date that BellSouth and ReTel jointly conduct an inspection, which confirms that ReTel has corrected all of the noted discrepancies. A Subsequent Application Fee will not apply for the termination of occupancy. BellSouth may terminate ReTel's right to occupy the Collocation Space in the event that ReTel fails to comply with any provision of this Agreement, including the payment of the applicable fees.

4.2.1 Upon termination of occupancy, ReTel, at its sole expense, shall remove its equipment and any other property from the Collocation Space. ReTel shall have thirty (30) calendar days from the Bona Fide Firm Order (BFFO) Subsequent Application date (Termination Date) to complete such removal, including the removal of all equipment and facilities of ReTel's Guest(s), unless ReTel's Guest(s) has assumed responsibility for the Collocation Space housing the Guest(s)'s equipment and executed the appropriate documentation required by BellSouth prior to the ReTel removal date. ReTel shall continue the payment of all monthly fees to BellSouth until the date that ReTel, and if applicable ReTel's Guest(s), has fully vacated the Collocation Space and the Space Relinquishment Form has been accepted by BellSouth. Should ReTel or ReTel's Guest(s) fail to vacate the Collocation Space within thirty (30) calendar days from the Termination Date, BellSouth shall have the right to remove the equipment and dispose of the equipment and other property of ReTel or ReTel's Guest(s), in any manner that BellSouth deems fit, at ReTel's expense and with no liability whatsoever for ReTel's property or ReTel's Guest(s)'s property. Upon termination of ReTel's right to occupy specific Collocation Space, the Collocation Space will revert back to BellSouth's space inventory, and ReTel shall surrender the Collocation Space to BellSouth in the same condition as when it was first occupied by ReTel, with the exception of ordinary wear and tear, unless otherwise agreed to by the Parties. ReTel's BellSouth Certified Supplier shall be responsible for updating and making any necessary changes to BellSouth's records as required by BellSouth's Specifications including, but not limited to, Central Office Record Drawings and ERMA Records. ReTel shall be responsible for the cost of removing any ReTel constructed enclosure, together with any supporting structures (e.g., racking, conduits, or power cables), at the termination of occupancy and restoring the grounds to their original condition.

5. Use of Collocation Space

5.1 Equipment Type. BellSouth permits the collocation of any equipment necessary for interconnection to BellSouth's network or access to BellSouth's UNEs in the provision of telecommunications services, as the term "necessary" is defined by FCC 47 C.F.R. Section 51.323 (b). The primary purpose and function of any equipment collocated in a Premise must be for interconnection to BellSouth's network or access to BellSouth's UNEs in the provision of telecommunications services.

5.1.1 Examples of equipment that would not be considered necessary include, but are not limited to: traditional circuit switching equipment, equipment used exclusively for call-related databases, computer servers used exclusively for providing information services, operations support system (OSS) equipment used to support collocated telecommunications carrier network operations, equipment that generates customer orders, manages trouble tickets or inventory, or stores customer records in centralized databases, etc. BellSouth will determine upon receipt of an application if the requested equipment is necessary based on the criteria established by the FCC. Multifunctional equipment placed on Premises must not place any greater relative

burden on BellSouth's property than comparable single-function equipment. BellSouth reserves the right to permit collocation of any equipment on a nondiscriminatory basis.

- 5.1.2 Such equipment must, at a minimum, meet the following Telcordia Network Equipment Building Systems (NEBS) General Equipment Requirements: Criteria Level 1 requirements as outlined in Telcordia Special Report SR-3580, Issue 1. Except where otherwise required by a Commission, BellSouth shall comply with the applicable FCC rules relating to denial of collocation based on ReTel's failure to comply with this Section.
- 5.1.3 ReTel shall not request more DS0, DS1, DS3 and optical terminations for a collocation arrangement than the total port or termination capacity of the equipment physically installed in the arrangement. The total capacity of the equipment collocated in the arrangement will include equipment contained in an application, as well as equipment already placed in the collocation arrangement. If full network termination capacity of the equipment being installed is not requested in the application, additional network terminations for the installed equipment will require the submission of another application. In the event ReTel submits an application for terminations that will exceed the total capacity of the collocated equipment, ReTel will be informed of the discrepancy by BellSouth and required to submit a revision to the application.
- 5.2 ReTel shall notify BellSouth whenever ReTel submits a Method of Procedure (MOP) adding equipment to ReTel's Collocation Space and shall provide to BellSouth a list of all UCC-1 lien holders or other entities that have a financial interest, secured or otherwise, in the equipment in ReTel's Collocation Space. ReTel shall submit a list of any lien holders or other entities that have a financial interest in the equipment that is collocated by ReTel to its RCM Representative.
- 5.3 ReTel shall not use the Collocation Space for marketing purposes, nor shall it place any identifying signs or markings outside the Collocation Space or on the grounds of the Premises.
- 5.4 ReTel shall place a plaque or affix other identification (e.g., stenciling) to ReTel's equipment, in order for BellSouth to identify ReTel's equipment, including a list of emergency contacts with telephone numbers.
- 5.5 Entrance Facilities. ReTel may elect to place ReTel-owned or ReTel-leased fiber entrance facilities into its Collocation Space. BellSouth will designate the point of interconnection in close proximity to the Premises building housing the Collocation Space, such as at an entrance manhole or a cable vault, which are physically accessible by both Parties. ReTel will provide and place fiber cable at the point of entrance of sufficient length to be pulled through conduit and into the splice location. ReTel will provide and install a sufficient length of fire retardant riser cable, to which the entrance cable will be spliced by BellSouth. The fire retardant riser cable will extend from the splice location to ReTel's equipment in the Collocation Space. In the event ReTel utilizes a non-metallic, riser-type entrance facility, a splice will not be required. ReTel

must contact BellSouth for instructions prior to placing any entrance facility cable in the manhole. ReTel is responsible for maintenance of the entrance facilities. At ReTel's option, BellSouth will accommodate, where technically feasible, a microwave entrance facility, pursuant to separately negotiated terms and conditions. In the case of adjacent collocation, copper facilities may be used between the adjacent collocation arrangement and the central office demarcation point unless BellSouth determines that limited space is available for the placement of entrance facilities.

- 5.5.1 Dual Entrance Facilities. BellSouth will provide at least two interconnection points at each Premise where at least two such interconnection points are available and capacity exists. Upon receipt of a request by ReTel for dual entrance facilities to its physical Collocation Space, BellSouth shall provide ReTel with information regarding BellSouth's capacity to accommodate the requested dual entrance facilities. If conduit in the serving manhole(s) is available and is not reserved for another purpose or for utilization within twelve (12) months of the receipt of an application for collocation, BellSouth will make the requested conduit space available for installing a second entrance facility to ReTel's arrangement. The location of the serving manhole(s) will be determined at the sole discretion of BellSouth. Where dual entrance facilities are not available due to lack of capacity, BellSouth will provide this information to ReTel in the Application Response.
- 5.5.2 Shared Use. ReTel may utilize spare capacity on an existing interconnector's entrance facility for the purpose of providing an entrance facility to ReTel's collocation arrangement within the same Premises. BellSouth shall allow the splice, as long as the fiber is non-working fiber. ReTel must arrange with BellSouth in accordance with BellSouth's Special Construction Procedures, RL93-11-030BT, and provide a LOA from the other telecommunications carrier for BellSouth to perform the splice of the ReTel provided riser cable to the spare capacity on the entrance facility. If ReTel desires to allow another telecommunications carrier to use its entrance facilities, that telecommunications carrier must arrange with BellSouth in accordance with BellSouth's Special Construction Procedures, RL93-11-030BT, and provide a LOA from ReTel for BellSouth to perform the splice of that telecommunications carrier's provided riser cable to the spare capacity on ReTel's entrance facility.
- 5.6 Demarcation Point. BellSouth will designate the point(s) of demarcation between ReTel's equipment and/or network and BellSouth's network. Each Party will be responsible for the maintenance and operation of all equipment/facilities on its side of the demarcation point. For 2-wire and 4-wire connections to BellSouth's network, the demarcation point shall be a common block on the BellSouth designated conventional distributing frame (CDF). ReTel shall be responsible for providing, and ReTel's BellSouth Certified Supplier shall be responsible for installing and properly labeling/stenciling the common block and any necessary cabling identified in Section 7 of this Attachment. For all other terminations, BellSouth shall designate a demarcation point on a per arrangement basis. ReTel or its agent must perform all required maintenance to the equipment/facilities on its side of the demarcation point,

pursuant to Section 5.7, following, and may self-provision cross-connects that may be required within the Collocation Space to activate service requests.

- 5.7 ReTel's Equipment and Facilities. ReTel, or if required by this Attachment, ReTel's BellSouth Certified Supplier, is solely responsible for the design, engineering, installation, testing, provisioning, performance, monitoring, maintenance and repair of the equipment and facilities used by ReTel which must be performed in compliance with all applicable BellSouth Specifications. Such equipment and facilities may include, but are not limited to, cable(s), equipment, and point of termination connections. ReTel and its selected BellSouth Certified Supplier must follow and comply with all BellSouth requirements outlined in BellSouth's TR 73503, TR 73519, TR 73572, and TR 73564.
- 5.8 BellSouth's Access to Collocation Space. From time to time, BellSouth may require access to the Collocation Space. BellSouth retains the right to access ReTel's space for the purpose of making BellSouth equipment and building modifications (e.g., running, altering or removing racking, ducts, electrical wiring, HVAC, and cabling). BellSouth will give notice to ReTel at least forty-eight (48) hours before access to the Collocation Space is required. ReTel may elect to be present whenever BellSouth performs work in the Collocation Space. The Parties agree that ReTel will not bear any of the expense associated with this type of work.
- 5.9 Access. Pursuant to Section 12, ReTel shall have access to its Collocation Space twenty-four (24) hours a day, seven (7) days a week. ReTel agrees to provide the name and social security number, date of birth, or driver's license number of each employee, supplier, or agent of ReTel or ReTel's Guests that will be provided with access keys or cards (Access Keys) prior to the issuance of said Access Keys, using form RF-2906-C, the "CLEC and CLEC Certified Supplier Access Request and Acknowledgement" form. Key acknowledgement forms, the "Collocation Acknowledgement Sheet" for access cards and the "Key Acknowledgement Form" for keys must be signed by ReTel and returned to BellSouth Access Management within fifteen (15) calendar days of ReTel's receipt. Failure to return these properly acknowledged forms will result in the holding of subsequent access key or card requests until the proper acknowledgement documents have been received by BellSouth and reflect current information. Access Keys may not be duplicated under any circumstances. ReTel agrees to be responsible for all Access Keys and for the return of all Access Keys in the possession of ReTel's employees, suppliers, Guests, or agents after termination of the employment relationship. the contractual obligation with ReTel ends, upon the termination of this Attachment, or upon the termination of occupancy of an individual collocation arrangement.
- 5.9.1 BellSouth will permit one accompanied site visit to ReTel's designated collocation arrangement location, after receipt of the BFFO without charge to ReTel. ReTel must submit to BellSouth the completed Access Control Request Form for all employees or agents requiring access to the Premises within a minimum of thirty (30) calendar days prior to the date ReTel desires access to the Collocation Space. In

order to permit reasonable access during construction of the Collocation Space, ReTel may submit a request for its one accompanied site visit to its designated collocation arrangement location at any time subsequent to BellSouth's receipt of the BFFO. In the event ReTel desires access to the Collocation Space after submitting such a request, but prior to the approval of its access request, in addition to the first accompanied free visit, BellSouth shall permit ReTel to access the Collocation Space accompanied by a security escort, at ReTel's expense. ReTel must request escorted access to its designated collocation arrangement location at least three (3) business days prior to the date such access is desired.

- 5.10 Lost or Stolen Access Keys. ReTel shall notify BellSouth in writing immediately in the case of lost or stolen Access Keys. If it becomes necessary for BellSouth to re-key buildings or deactivate a card as a result of a lost Access Key(s) or for failure to return an Access Key(s), ReTel shall pay for all reasonable costs associated with the re-keying or deactivating the card.
- 5.11 Interference or Impairment. Notwithstanding any other provisions of this Attachment, ReTel shall not use any product or service provided under this Agreement, any other service related thereto or used in combination therewith, or place or use any equipment or facilities in any manner that 1) significantly degrades, interferes with or impairs service provided by BellSouth or by any other entity or any person's use of its telecommunications services; 2) endangers or damages the equipment, facilities or any other property of BellSouth or of any other entity or person; 3) compromises the privacy of any communications; or 4) creates an unreasonable risk of injury or death to any individual or to the public. If BellSouth reasonably determines that any equipment or facilities of ReTel violates the provisions of this paragraph, BellSouth shall provide written notice to ReTel, which shall direct ReTel to cure the violation within forty-eight (48) hours of ReTel's actual receipt of written notice or, at a minimum, to commence curative measures within twenty-four (24) hours and to exercise reasonable diligence to complete such measures as soon as possible thereafter. After receipt of the notice, the Parties agree to consult immediately and, if necessary, to conduct an inspection of the arrangement.
- 5.11.1 Except in the case of the deployment of an advanced service which significantly degrades the performance of other advanced services or traditional voice band services, if ReTel fails to take curative action within forty-eight (48) hours or if the violation is of a character that poses an immediate and substantial threat of damage to property or injury or death to any person, or any other significant degradation, interference or impairment of BellSouth's or another entity's service, then and only in that event, BellSouth may take such action as it deems appropriate to correct the violation, including, without limitation, the interruption of electrical power to ReTel's equipment. BellSouth will endeavor, but is not required, to provide notice to ReTel prior to the taking of such action and BellSouth shall have no liability to ReTel for any damages arising from such action, except to the extent that such action by BellSouth constitutes willful misconduct.

- 5.11.2 For purposes of this Section, the term “significantly degrades” shall be defined as an action that noticeably impairs a service from a user’s perspective. In the case of the deployment of an advanced service which significantly degrades the performance of other advanced services or traditional voice band services and ReTel fails to take curative action within forty-eight (48) hours, then BellSouth will establish before the Commission that the technology deployment is causing the significant degradation. Any claims of network harm presented to ReTel or, if subsequently necessary, the Commission must be supported by BellSouth with specific and verifiable information. When BellSouth demonstrates that a certain technology deployed by ReTel is significantly degrading the performance of other advanced services or traditional voice band services, ReTel shall discontinue deployment of that technology and migrate its customers to technologies that will not significantly degrade the performance of other such services. Where the only degraded service itself is a known disturber, and the newly deployed technology satisfies at least one of the criteria for a presumption that it is acceptable for deployment under Section 47 C.F.R. 51.230, the degraded service shall not prevail against the newly-deployed technology
- 5.12 Personalty and its Removal. Facilities and equipment placed by ReTel in the Collocation Space shall not become a part of the Collocation Space, even if nailed, screwed or otherwise fastened to the Collocation Space, but shall retain their status as personal property and may be removed by ReTel at any time. Any damage caused to the Collocation Space by ReTel’s employees, suppliers, agents or representatives during the removal of such property shall be promptly repaired by ReTel at its sole expense. If ReTel decides to remove equipment from its Collocation Space and the removal requires no physical change, BellSouth will bill ReTel a Supplemental Application Fee (Administrative Only Application Fee) as set forth in Exhibit B. This nonrecurring fee will be billed on the date that BellSouth provides an Application Response.
- 5.13 Alterations. Under no condition shall ReTel or any person acting on behalf of ReTel make any rearrangement, modification, augment, improvement, addition, and/or other alteration which could affect in any way space, power, HVAC, and/or safety considerations to the Collocation Space or the Premises, hereinafter referred to individually or collectively as “Augments”, without the express written consent of BellSouth, which shall not be unreasonably withheld. The cost of any such Augment shall be paid by ReTel. Any such Augment shall require an application and will result in the assessment of an application fee, which will be billed by BellSouth on the date that BellSouth provides ReTel with an Application Response.
- 5.14 Janitorial Service. ReTel shall be responsible for the general upkeep of its Collocation Space. ReTel shall arrange directly with a BellSouth Certified Supplier for janitorial services applicable to Caged Collocation Space. BellSouth shall provide a list of such suppliers on a site-specific basis, upon request.

6. Ordering and Preparation of Collocation Space

- 6.1 If any state or federal regulatory agency imposes procedures or intervals applicable to ReTel and BellSouth that are different from the procedures or intervals set forth in this Section, whether now in effect or that become effective after execution of this Agreement, those procedures or intervals shall supersede the requirements set forth herein for that jurisdiction for all applications that are submitted for the first time after the effective date thereof.
- 6.2 Initial Application. For ReTel or ReTel's Guest(s) initial equipment placement, ReTel shall submit to BellSouth a Physical Expanded Interconnection Application Document (Initial Application). The Initial Application is considered Bona Fide when it is complete and accurate, meaning that all of the required fields on the application are completed with the appropriate type of information. An application fee will apply to each application submitted by ReTel, which will be billed by BellSouth on the date that BellSouth provides ReTel with an Application Response.
- 6.3 Subsequent Application. In the event ReTel or ReTel's Guest(s) desires to modify the use of the Collocation Space after a BFFO, ReTel shall complete an application that contains all of the detailed information associated with an Augment to the Collocation Space, as defined in Section 5.13 of this Attachment (Subsequent Application). The Subsequent Application is considered Bona Fide when it is complete and accurate, meaning that all of the required fields on the Subsequent Application are completed with the appropriate type of information associated with the Augment. BellSouth shall determine what modifications, if any, to the Premises are required to accommodate the change requested by ReTel in the application. Such modifications to the Premises may include, but are not limited to: floor loading changes, changes necessary to meet HVAC requirements, changes to power plant requirements, equipment additions, etc.
- 6.3.1 Subsequent Application Fee. The application fee paid by ReTel for its request for an Augment shall be dependent upon the level of assessment needed for the Augment requested. Where the Subsequent Application does not require assessment for provisioning or construction work but requires administrative costs by BellSouth, a Subsequent Application Fee (Administrative Only Application Fee) will be required as set forth in Exhibit B. This Administrative Only Application Fee will be applicable in instances such as Transfer of Ownership of the Collocation Space, Removal of Equipment from the Collocation Space, modification to an application prior to BFFO and V-to-P Conversion (In Place). The fee for a Subsequent Application where the Augment requested has limited effect (e.g., requires limited assessment but no capital expenditure by BellSouth as sufficient cable support structure, HVAC, power and terminations are available) shall be the Subsequent Application Fee as set forth in Exhibit B. If the modification requires capital expenditure, an Initial Application Fee shall apply. This nonrecurring fee will be billed on the date that BellSouth provides ReTel with an Application Response.

- 6.4 Space Preferences. If ReTel has previously requested and received a Space Availability Report for the Premises, ReTel may submit up to three (3) space preferences on its application by identifying the specific space identification numbers referenced on the Space Availability Report for the space it is requesting. In the event BellSouth cannot accommodate ReTel's preference(s), ReTel may accept the space allocated by BellSouth or cancel its application and submit another application requesting additional space preferences for the same central office. This application will be treated as a new application and an application fee will apply. The application fee will be billed by BellSouth on the date that BellSouth provides ReTel with an Application Response.
- 6.5 Space Availability Notification. BellSouth will respond to a Florida application within fifteen (15) calendar days as to whether space is available or not available within a Premise. BellSouth will also respond as to whether the application is Bona Fide and if it is not Bona Fide, the items necessary to cause the application to become Bona Fide. If a lesser amount of space than requested is available, BellSouth will provide an Application Response for the amount of space that is available and bill ReTel an appropriate application fee on the date that BellSouth provides the Application Response. When BellSouth's Application Response includes an amount of space less than that requested by ReTel or space that is configured differently, if ReTel decides to accept the available space, ReTel must amend its application to reflect the actual space available, including the configuration of the space, prior to submitting a BFFO.
- 6.6 Denial of Application. If BellSouth notifies ReTel that no space is available (Denial of Application), BellSouth will not assess an application fee to ReTel. After notifying ReTel that BellSouth has no available space in the requested Premises, BellSouth will allow ReTel, upon request, to tour the entire Premises within ten (10) calendar days of such Denial of Application. In order to schedule this tour within ten (10) calendar days, the request for the tour of the Premises must be received by BellSouth within five (5) calendar days of the Denial of Application.
- 6.7 Filing of Petition for Waiver. Upon Denial of Application, BellSouth will timely file a petition with the Commission pursuant to 47 U.S.C. § 251(c)(6). BellSouth shall provide to the Commission any information requested by that Commission. Such information shall include which space, if any, BellSouth or any of BellSouth's affiliates have reserved for future use and a detailed description of the specific future uses for which the space has been reserved. Subject to an appropriate nondisclosure agreement or provision, BellSouth shall permit ReTel to inspect any floor plans or diagrams that BellSouth provides to the Commission.
- 6.8 Waiting List.
- 6.8.1 In Florida, on a first-come, first-served basis, governed by the date of receipt of an application or Letter of Intent, BellSouth will maintain a waiting list of requesting carriers who have either received a Denial of Application or, where it is publicly known that the Premises is out of space, have submitted a Letter of Intent to collocate in that Premises. Sixty (60) calendar days prior to space becoming available, if known,

BellSouth will notify the Commission and the telecommunications carriers on the waiting list by mail when space becomes available according to the position of each telecommunications carrier on said waiting list. If BellSouth does not know sixty (60) calendar days in advance of when space will become available, BellSouth will notify the Commission and the telecommunications carriers on the waiting list within two (2) business days of the determination that space is available. A telecommunications carrier that, upon denial of physical collocation, requests virtual collocation shall be automatically placed on the waiting list.

- 6.8.2 When space becomes available, ReTel must submit an updated, complete, and correct application to BellSouth within thirty (30) calendar days of notification by BellSouth that space will be available in the Premises previously out of space. If ReTel has originally requested caged Collocation Space and cageless Collocation Space becomes available, ReTel may refuse such space and notify BellSouth in writing within the thirty (30) day timeframe that ReTel wants to maintain its place on the waiting list, without accepting the available cageless Collocation Space. ReTel may accept an amount of space less than its originally requested space by submitting an application as set forth above, and upon request, may maintain its position on the waiting list for the remaining space that was initially requested. If ReTel does not submit an application or notify BellSouth in writing as described above, BellSouth will offer the space to the next telecommunications carrier on the waiting list and remove ReTel from the waiting list. Upon request, BellSouth will advise ReTel as to its position on the waiting list.
- 6.9 Public Notification. BellSouth will maintain on its Interconnection Services website a notification document that will indicate all Premises that are without available space. BellSouth shall update such document within ten (10) calendar days of the date that BellSouth becomes aware that insufficient space is available to accommodate physical collocation. BellSouth will also post a document on its Interconnection Services website that contains a general notice when space has become available in a Premises previously on the space exhaust list.
- 6.10 Application Response. In Florida, within fifteen (15) calendar days of receipt of a Bona Fide application, when space has been determined to be available or when a lesser amount of space than that requested is available, then with respect to the space available, BellSouth will provide an Application Response including sufficient information to enable ReTel to place a Firm Order. The Application Response will include, at a minimum, the configuration of the space, the Cable Installation Fee, Cable Records Fee, and the space preparation fees, as described in Section 8. When ReTel submits ten (10) or more applications within ten (10) calendar days, the initial fifteen (15) calendar day response interval will increase by ten (10) calendar days for every additional ten (10) applications or fraction thereof.
- 6.11 Application Modifications. If a modification or revision is made to any information in the Bona Fide Application prior to a BFFO, with the exception of modifications to Customer Information, Contact Information or Billing Contact Information, at the request of ReTel, or necessitated by technical considerations, the application shall be

considered a new application and handled as a new application with respect to the response and provisioning intervals. BellSouth will charge ReTel the appropriate application fee associated with the level of assessment performed by BellSouth. If the modification requires no labor or capital expenditure by BellSouth, but BellSouth must perform an assessment of the application to evaluate whether or not BellSouth would be required to perform necessary infrastructure or provisioning activities, then an Administrative Only Application Fee shall apply. The fee for an application modification where the modification requested has limited effect (e.g., requires labor expenditure but no capital expenditure by BellSouth and where sufficient cable support structure, HVAC, power and terminations are available) shall be the Subsequent Application Fee as set forth in Exhibit B. A modification involving a capital expenditure by BellSouth shall require ReTel to submit the application with an Initial Application Fee. This nonrecurring fee will be billed by BellSouth on the date that BellSouth provides ReTel with an Application Response.

6.12 Bona Fide Firm Order.

6.12.1 ReTel shall indicate its intent to proceed with equipment installation in a BellSouth Premise by submitting a Bona Fide Firm Order (BFFO) to BellSouth. The BFFO must be received by BellSouth no later than thirty (30) calendar days after BellSouth's Application Response to ReTel's Bona Fide Application or ReTel's application will expire.

6.12.2 BellSouth will establish a firm order date based upon the date BellSouth is in receipt of ReTel's BFFO. BellSouth will acknowledge the receipt of ReTel's BFFO within seven (7) calendar days of receipt, so that ReTel will have positive confirmation that its BFFO has been received. BellSouth's response to a BFFO will include a Firm Order Confirmation, which contains the firm order date. No revisions can be made to a BFFO.

7. Construction and Provisioning

7.1 Construction and Provisioning Intervals. In Florida, BellSouth will complete construction for collocation arrangements as soon as possible within a maximum of ninety (90) calendar days from receipt of a BFFO or as agreed to by the Parties. For Augments requested to the Collocation Space after initial space completion, BellSouth will complete construction for collocation arrangements as soon as possible within a maximum of forty-five (45) calendar days from receipt of a BFFO or as agreed to by the Parties. If BellSouth does not believe that construction will be completed within the relevant timeframe and BellSouth and ReTel cannot agree upon a completion date, within forty-five (45) calendar days of receipt of the BFFO for an initial request, and within thirty (30) calendar days of receipt of the BFFO for an Augment, BellSouth may seek an extension from the Commission.

7.2 Joint Planning. Joint planning between BellSouth and ReTel will commence within a maximum of twenty (20) calendar days from BellSouth's receipt of a BFFO. BellSouth will provide the preliminary design of the Collocation Space and the

equipment configuration requirements as reflected in the Bona Fide application and affirmed in the BFFO. The Collocation Space completion interval will be provided to ReTel during the joint planning meeting.

- 7.3 Permits. Each Party or its agent(s) will diligently pursue filing for the permits required for the scope of work to be performed by that Party or its agent(s) within ten (10) calendar days of the completion of the finalized construction design and specifications.
- 7.4 Acceptance Walkthrough. ReTel will schedule and complete an acceptance walkthrough of each Collocation Space with BellSouth within fifteen (15) calendar days of BellSouth's notification to ReTel that the Collocation Space is ready for occupancy. In the event ReTel fails to complete an acceptance walkthrough within this fifteen (15) day interval, the Collocation Space shall be deemed accepted by ReTel on the Space Ready Date. BellSouth will correct any deviations to ReTel's original or jointly amended design and/or specification requirements within seven (7) calendar days after the walkthrough, unless the Parties jointly agree upon a different timeframe.
- 7.5 Circuit Facility Assignments (CFAs). Unless otherwise specified, BellSouth will provide CFAs to ReTel prior to the applicable provisioning interval set forth herein (Provisioning Interval) for those Premises in which ReTel has a physical collocation arrangement with no POT bay or with a POT bay provided by BellSouth. BellSouth cannot provide CFAs to ReTel prior to the Provisioning Interval for those Premises in which ReTel has a physical collocation arrangement with a POT bay provided by ReTel or a virtual collocation arrangement, until ReTel provides BellSouth with the following information:
- 7.5.1 For a physical collocation arrangement with a ReTel-provided POT bay - a complete layout of the POT panels (equipment inventory update (EIU) form) showing locations, speeds, etc.
- 7.5.2 For a virtual collocation arrangement - a complete layout of ReTel's equipment (equipment inventory update (EIU) form), including the locations of the low speed ports and the specific frame terminations to which the equipment will be wired by ReTel's BellSouth Certified Supplier.
- 7.5.3 BellSouth cannot begin work on the CFAs until the complete and accurate EIU form is received from ReTel. If the EIU form is provided ten (10) calendar days prior to the ending date of the Provisioning Interval, then CFAs will be made available by the ending date of the Provisioning Interval. If the EIU form is not received ten (10) calendar days prior to the ending date of the Provisioning Interval, then the CFAs will be provided within ten (10) calendar days of receipt of the EIU form.
- 7.5.4 BellSouth will bill ReTel a nonrecurring charge, as set forth in Exhibit B, each time ReTel requests a resend of its CFAs for any reason other than a BellSouth error in the CFAs initially provided to ReTel.

- 7.6 Use of BellSouth Certified Supplier. ReTel shall select a supplier which has been approved as a BellSouth Certified Supplier to perform all engineering and installation work. ReTel and ReTel's BellSouth Certified Supplier must follow and comply with all of BellSouth's requirements, outlined in BellSouth TR 73503, TR 73519, TR 73572, and TR 73564. In some cases, ReTel must select separate BellSouth Certified Suppliers for those work activities associated with transmission equipment, switching equipment and power equipment. BellSouth shall provide ReTel with a list of BellSouth Certified Suppliers, upon request. The BellSouth Certified Supplier(s) shall be responsible for installing ReTel's equipment and associated components, extending power cabling to the BellSouth power distribution frame, performing operational tests after installation is complete, and notifying BellSouth's equipment engineers and ReTel upon successful completion of installation, etc. The BellSouth Certified Supplier shall bill ReTel directly for all work performed for ReTel pursuant to this Attachment. BellSouth shall have no liability for, nor responsibility to pay, such charges imposed by ReTel's BellSouth Certified Supplier. BellSouth shall make available its supplier certification program to ReTel or any supplier proposed by ReTel and will not unreasonably withhold certification. All work performed by or for ReTel shall conform to generally accepted industry standards.
- 7.7 Alarm and Monitoring. BellSouth shall place environmental alarms in the Premises for the protection of BellSouth equipment and facilities. ReTel shall be responsible for placement, monitoring and removal of environmental and equipment alarms used to service ReTel's Collocation Space. Upon request, BellSouth will provide ReTel with an applicable tariffed service(s) to facilitate remote monitoring of collocated equipment by ReTel. Both Parties shall use best efforts to notify the other of any verified environmental condition known to that Party.
- 7.8 Virtual to Physical Collocation Relocation. In the event physical Collocation Space was previously denied at a location due to technical reasons or space limitations and physical Collocation Space has subsequently become available, ReTel may relocate its existing virtual collocation arrangement(s) to a physical collocation arrangement(s) and pay the appropriate fees associated with physical collocation and the rearrangement or reconfiguration of services terminated in the virtual collocation arrangement, as outlined in the appropriate BellSouth Tariffs. In the event BellSouth knows when additional space for physical collocation may become available at the location requested by ReTel, such information will be provided to ReTel in BellSouth's written denial of physical collocation space. To the extent that (i) physical Collocation Space becomes available to ReTel within one hundred eighty (180) calendar days of BellSouth's written denial of ReTel's request for physical collocation, (ii) BellSouth had knowledge that the space was going to become available, and (iii) ReTel was not informed in the written denial that physical Collocation Space would become available within such one hundred eighty (180) calendar days, then ReTel may relocate its virtual collocation arrangement to a physical collocation arrangement and will receive a credit for any nonrecurring charges previously paid for such virtual collocation. ReTel must arrange with a BellSouth Certified Supplier for the relocation

of equipment from its virtual Collocation Space to its physical Collocation Space and will bear the cost of such relocation.

- 7.9 Virtual to Physical Conversion (In-Place). Virtual collocation arrangements may be converted to “in-place” physical arrangements if the potential conversion meets the following four criteria: 1) there is no change in the amount of equipment or the configuration of the equipment that was in the virtual collocation arrangement; 2) the conversion of the virtual collocation arrangement will not cause the equipment or the results of that conversion to be located in a space that BellSouth has reserved for its own future needs; 3) the converted arrangement does not limit BellSouth’s ability to secure its own equipment and facilities due to the location of the virtual collocation arrangement; and 4) any changes to the arrangement can be accommodated by existing power, HVAC, and other requirements. Unless otherwise specified, BellSouth will complete virtual to in-place physical collocation conversions within sixty (60) calendar days from receipt of the BFFO. BellSouth will bill ReTel an Administrative Only Application Fee as set forth in Exhibit B on the date that BellSouth provides an Application Response to ReTel.
- 7.10 Cancellation. If at any time prior to space acceptance, ReTel cancels its order for the Collocation Space(s) (Cancellation), BellSouth will bill the applicable nonrecurring rate(s) for any and all work processes for which work has begun or been completed.
- 7.11 Licenses. ReTel, at its own expense, will be solely responsible for obtaining from governmental authorities, and any other appropriate agency, entity, or person, all rights, privileges, and licenses necessary or required to operate as a provider of telecommunications services to the public or to build-out, equip and/or occupy the Collocation Space.
- 7.12 Environmental Compliance. The Parties agree to utilize and adhere to the Environmental Hazard Guidelines identified in Exhibit A attached hereto.

8. Rates and Charges

- 8.1 Application Fee. BellSouth shall assess an application fee via a service order, which shall be issued at the time BellSouth responds that space is available pursuant to Section 6.10 (Application Response). BellSouth will bill this nonrecurring fee on the date that BellSouth provides an Application Response to ReTel.
- 8.2 Cable Installation. Cable Installation Fee(s) are assessed per entrance cable placed. This nonrecurring fee will be billed by BellSouth upon receipt of ReTel’s BFFO.
- 8.3 Recurring Charges. If ReTel has met the applicable fifteen (15) calendar day walkthrough interval(s) specified in Section 4, billing for recurring charges will begin upon the Space Acceptance Date. In the event that ReTel fails to complete an acceptance walkthrough within the applicable fifteen (15) calendar day interval(s), billing for recurring charges will commence on the Space Ready Date. If ReTel occupies the space prior to the Space Ready Date, the date ReTel occupies the space

becomes the new Space Acceptance Date and billing for recurring charges begin on that date.

- 8.4 Space Preparation. Space preparation fees consist of a nonrecurring charge for firm order processing and monthly recurring charges for central office modifications assessed per arrangement, per square foot and common systems modifications assessed per arrangement, per square foot for cageless collocation and per cage for caged collocation. ReTel shall remit payment of the nonrecurring firm order processing fee coincident with submission of a BFFO. The charges recover the costs associated with preparing the Collocation Space, which includes survey, engineering of the Collocation Space, design and modification costs for network, building and support systems. In the event ReTel opts for cageless space, the space preparation fees will be assessed based on the total floor space dedicated to ReTel as prescribed in this Section.
- 8.5 Floor Space. The Floor Space Charge includes reasonable charges for lighting, HVAC, and other allocated expenses associated with maintenance of the Premises but does not include any power-related costs incurred by BellSouth. When the Collocation Space is enclosed, ReTel shall pay floor space charges based upon the number of square feet so enclosed. When the Collocation Space is not enclosed, ReTel shall pay floor space charges based upon the following floor space calculation: [(depth of the equipment lineup in which the rack is placed) + (0.5 x maintenance aisle depth) + (0.5 x wiring aisle depth)] X (width of rack and spacers). For purposes of this calculation, the depth of the equipment lineup shall consider the footprint of equipment racks plus any equipment overhang. BellSouth will assign unenclosed Collocation Space in conventional equipment rack lineups where feasible. In the event ReTel's collocated equipment requires special cable racking, isolated grounding or other treatment which prevents placement within conventional equipment rack lineups, ReTel shall be required to request an amount of floor space sufficient to accommodate the total equipment arrangement.
- 8.6 Power. BellSouth shall make available -48 Volt (-48V) Direct Current (DC) power for ReTel's Collocation Space at a BellSouth Power Board or BellSouth Battery Distribution Fuse Bay (BDFB) at ReTel's option within the Premises. BellSouth will revise recurring power charges to reflect a power upgrade upon notification of the completion of the upgrade by ReTel's BellSouth Certified Vendor. BellSouth will revise recurring power charges to reflect a power reduction upon BellSouth's receipt of the Power Reduction Form from ReTel certifying the completion of the power reduction, including the removal of the power cabling by ReTel's BellSouth Certified Supplier.
- 8.6.1 When obtaining power from a BDFB, fuses and power cables (A&B) must be engineered (sized), and installed by ReTel's BellSouth Certified Supplier. When obtaining power from a BellSouth power board, power cables (A&B) must be engineered (sized), and installed by ReTel's BellSouth Certified Supplier. ReTel is responsible for contracting with a BellSouth Certified Supplier for power distribution feeder cable runs from a BellSouth BDFB or BellSouth power board to ReTel's

equipment. The determination of the BellSouth BDFB or BellSouth power board as the power source will be made at BellSouth's sole, but reasonable, discretion. The BellSouth Certified Supplier contracted by ReTel must provide BellSouth with a copy of the engineering power specifications prior to the day on which ReTel's equipment becomes operational (Commencement Date). BellSouth will provide the common power feeder cable support structure between the BellSouth BDFB or BellSouth power board and ReTel's arrangement area. ReTel shall contract with a BellSouth Certified Supplier who will be responsible for the following: dedicated power cable support structure within ReTel's arrangement, power cable feeds, and terminations of cable. Any terminations at a BellSouth power board must be performed by a BellSouth Certified Supplier. ReTel shall comply with all applicable National Electric Code (NEC), BellSouth TR73503, Telcordia and ANSI Standards regarding power cabling, installation, and maintenance.

- 8.6.2 If ReTel elects to install its own DC Power Plant, BellSouth shall provide Alternating Current (AC) power to feed ReTel's DC Power Plant. Charges for AC power will be assessed per breaker ampere per month. Rates include the provision of commercial and standby AC power. When obtaining power from a BellSouth service panel, protection devices and power cables must be engineered (sized), and installed by ReTel's BellSouth Certified Supplier except that BellSouth shall engineer and install protection devices and power cables for Adjacent Collocation. ReTel's BellSouth Certified Supplier must also provide a copy of the engineering power specifications prior to the Commencement Date. Charges for AC power shall be assessed pursuant to the rates specified in Exhibit B. AC power voltage and phase ratings shall be determined on a per location basis. At ReTel's option, ReTel may arrange for AC power in an Adjacent Collocation arrangement from a retail provider of electrical power.
- 8.7 Security Escort. A security escort will be required whenever ReTel or its approved agent desires access to the entrance manhole or must have access to the Premises after the one accompanied site visit allowed pursuant to Section 5 prior to completing BellSouth's Security Training requirements. Rates for a security escort are assessed according to the schedule appended hereto as Exhibit B beginning with the scheduled escort time. BellSouth will wait for one-half (1/2) hour after the scheduled time for such an escort and ReTel shall pay for such half-hour charges in the event ReTel fails to show up.
- 8.8 Cable Record charges. These charges apply for work required to build cable records in BellSouth systems. The VG/DS0 per cable record charge is for a maximum of 3600 records. The Fiber cable record charge is for a maximum of 99 records. These nonrecurring fees will be billed upon receipt of ReTel's BFFO.
- 8.9 Other. If no rate is identified in the contract, the rate for the specific service or function will be negotiated by the Parties upon request by either Party.

9. Insurance

- 9.1 ReTel shall, at its sole cost and expense, procure, maintain, and keep in force insurance as specified in this Section and underwritten by insurance companies licensed to do business in the states applicable under this Agreement and having a Best's Insurance Rating of A-.
- 9.2 ReTel shall maintain the following specific coverage:
- 9.2.1 Commercial General Liability coverage in the amount of ten million dollars (\$10,000,000.00) or a combination of Commercial General Liability and Excess/Umbrella coverage totaling not less than ten million dollars (\$10,000,000.00). BellSouth shall be named as an Additional Insured on the Commercial General Liability policy as specified herein.
- 9.2.2 Statutory Workers Compensation coverage and Employers Liability coverage in the amount of one hundred thousand dollars (\$100,000.00) each accident, one hundred thousand dollars (\$100,000.00) each employee by disease, and five hundred thousand dollars (\$500,000.00) policy limit by disease.
- 9.2.3 All Risk Property coverage on a full replacement cost basis insuring all of ReTel's real and personal property situated on or within BellSouth's Central Office location(s).
- 9.2.4 ReTel may elect to purchase business interruption and contingent business interruption insurance, having been advised that BellSouth assumes no liability for loss of profit or revenues should an interruption of service occur.
- 9.3 The limits set forth in Section 9.2 above may be increased by BellSouth from time to time during the term of this Agreement upon thirty (30) calendar days notice to ReTel to at least such minimum limits as shall then be customary with respect to comparable occupancy of BellSouth structures.
- 9.4 All policies purchased by ReTel shall be deemed to be primary and not contributing to or in excess of any similar coverage purchased by BellSouth. All insurance must be in effect on or before the date equipment is delivered to Premises and shall remain in effect for the term of this Attachment or until all ReTel's property has been removed from BellSouth's Premises, whichever period is longer. If ReTel fails to maintain required coverage, BellSouth may pay the premiums thereon and seek reimbursement of same from ReTel.
- 9.5 ReTel shall submit certificates of insurance reflecting the coverage required pursuant to this Section a minimum of ten (10) business days prior to the commencement of any work in the Collocation Space. Failure to meet this interval may result in construction and equipment installation delays. ReTel shall arrange for BellSouth to receive thirty (30) business days' advance notice of cancellation from ReTel's insurance company. ReTel shall forward a certificate of insurance and notice of cancellation/non-renewal to BellSouth at the following address:

BellSouth Telecommunications, Inc.
Attn.: Risk Management Coordinator
17H53 BellSouth Center
675 W. Peachtree Street
Atlanta, Georgia 30375

- 9.6 ReTel must conform to recommendations made by BellSouth's fire insurance company to the extent BellSouth has agreed to, or shall hereafter agree to, such recommendations.
- 9.7 Self-Insurance. If ReTel's net worth exceeds five hundred million dollars (\$500,000,000), ReTel may elect to request self-insurance status in lieu of obtaining any of the insurance required in Sections 9.2.1 and 9.2.2. ReTel shall provide audited financial statements to BellSouth thirty (30) calendar days prior to the commencement of any work in the Collocation Space. BellSouth shall then review such audited financial statements and respond in writing to ReTel in the event that self-insurance status is not granted to ReTel. If BellSouth approves ReTel for self-insurance, ReTel shall annually furnish to BellSouth, and keep current, evidence of such net worth that is attested to by one of ReTel's corporate officers. The ability to self-insure shall continue so long as the ReTel meets all of the requirements of this Section. If ReTel subsequently no longer satisfies this Section, ReTel is required to purchase insurance as indicated by Sections 9.2.1 and 9.2.2.
- 9.8 The net worth requirements set forth in Section 9.7 may be increased by BellSouth from time to time during the term of this Attachment upon thirty (30) calendar days' notice to ReTel to at least such minimum limits as shall then be customary with respect to comparable occupancy of BellSouth structures.
- 9.9 Failure to comply with the provisions of this Section will be deemed a material breach of this Attachment.

10. Mechanics Liens

- 10.1 If any mechanics lien or other liens shall be filed against property of either Party (BellSouth or ReTel), or any improvement thereon by reason of or arising out of any labor or materials furnished or alleged to have been furnished or to be furnished to or for the other Party or by reason of any changes, or additions to said property made at the request or under the direction of the other Party, the other Party directing or requesting those changes shall, within thirty (30) business days after receipt of written notice from the Party against whose property said lien has been filed, either pay such lien or cause the same to be bonded off the affected property in the manner provided by law. The Party causing said lien to be placed against the property of the other shall also defend, at its sole cost and expense, on behalf of the other, any action, suit or proceeding which may be brought for the enforcement of such liens and shall pay any damage and discharge any judgment entered thereon.

11. Inspections

11.1 BellSouth may conduct an inspection of ReTel's equipment and facilities in the Collocation Space(s) prior to the activation of facilities between ReTel's equipment and equipment of BellSouth. BellSouth may conduct an inspection if ReTel adds equipment and may otherwise conduct routine inspections at reasonable intervals mutually agreed upon by the Parties. BellSouth shall provide ReTel with a minimum of forty-eight (48) hours or two (2) business days, whichever is greater, advance notice of all such inspections. All costs of such inspection shall be borne by BellSouth.

12. Security and Safety Requirements

12.1 Unless otherwise specified, ReTel will be required, at its own expense, to conduct a statewide investigation of criminal history records for each ReTel employee hired in the past five years being considered for work on the Premises, for the states/counties where the ReTel employee has worked and lived for the past five years. Where state law does not permit statewide collection or reporting, an investigation of the applicable counties is acceptable. ReTel shall not be required to perform this investigation if an affiliated company of ReTel has performed an investigation of the ReTel employee seeking access, if such investigation meets the criteria set forth above. This requirement will not apply if ReTel has performed a pre-employment statewide investigation of criminal history records of the ReTel employee for the states/counties where the ReTel employee has worked and lived for the past five years or, where state law does not permit a statewide investigation, an investigation of the applicable counties.

12.2 ReTel will be required to administer to its personnel assigned to the Premises security training either provided by BellSouth, or meeting criteria defined by BellSouth.

12.3 ReTel shall provide its employees and agents with picture identification, which must be worn and visible at all times while in the Collocation Space or other areas in or around the Premises. The photo identification card shall bear, at a minimum, the employee's name and photo and ReTel's name. BellSouth reserves the right to remove from its Premises any employee of ReTel not possessing identification issued by ReTel or who has violated any of BellSouth's policies as outlined in the CLEC Security Training documents. ReTel shall hold BellSouth harmless for any damages resulting from such removal of its personnel from BellSouth Premises. ReTel shall be solely responsible for ensuring that any Guest(s) of ReTel is in compliance with all subsections of this Section.

12.4 ReTel shall not assign to the Premises any personnel with records of felony criminal convictions. ReTel shall not assign to the Premises any personnel with records of misdemeanor convictions, except for misdemeanor traffic violations, without advising BellSouth of the nature and gravity of the offense(s). BellSouth reserves the right to refuse building access to any ReTel personnel who have been identified to have misdemeanor criminal convictions. Notwithstanding the foregoing, in the event that ReTel chooses not to advise BellSouth of the nature and gravity of any misdemeanor

conviction, ReTel may, in the alternative, certify to BellSouth that it shall not assign to the Premises any personnel with records of misdemeanor convictions (other than misdemeanor traffic violations).

- 12.4.1 ReTel shall not knowingly assign to the Premises any individual who was a former employee of BellSouth and whose employment with BellSouth was terminated for a criminal offense whether or not BellSouth sought prosecution of the individual for the criminal offense.
- 12.4.2 ReTel shall not knowingly assign to the Premises any individual who was a former supplier of BellSouth and whose access to a Premise was revoked due to commission of a criminal offense whether or not BellSouth sought prosecution of the individual for the criminal offense.
- 12.5 For each ReTel employee or agent hired by ReTel within five years of being considered for work on the Premises, who requires access to a Premise pursuant to this Attachment, ReTel shall furnish BellSouth, prior to an employee or agent gaining such access, a certification that the aforementioned background check and security training were completed. The certification will contain a statement that no felony convictions were found and certify that the employee completed the security training. If the employee's criminal history includes misdemeanor convictions, ReTel will disclose the nature of the convictions to BellSouth at that time. In the alternative, ReTel may certify to BellSouth that it shall not assign to the Premises any personnel with records of misdemeanor convictions other than misdemeanor traffic violations.
- 12.5.1 For all other ReTel employees requiring access to a Premise pursuant to this Attachment, ReTel shall furnish BellSouth, prior to an employee gaining such access, a certification that the employee is not subject to the requirements of Section 12.5 above and that security training was completed by the employee.
- 12.6 At BellSouth's request, ReTel shall promptly remove from Premises any employee of ReTel BellSouth does not wish to grant access to its Premises 1) pursuant to any investigation conducted by BellSouth or 2) prior to the initiation of an investigation if an employee of ReTel is found interfering with the property or personnel of BellSouth or another collocated telecommunications carrier, provided that an investigation shall promptly be commenced by BellSouth.
- 12.7 Security Violations. BellSouth reserves the right to interview ReTel's employees, agents, or suppliers in the event of wrongdoing in or around BellSouth's property or involving BellSouth's or another collocated telecommunications carrier's property or personnel, provided that BellSouth shall provide reasonable notice to ReTel's Security representative of such interview. ReTel and its suppliers shall reasonably cooperate with BellSouth's investigation into allegations of wrongdoing or criminal conduct committed by, witnessed by, or involving ReTel's employees, agents, or suppliers. Additionally, BellSouth reserves the right to bill ReTel for all reasonable costs associated with investigations involving its employees, agents, or suppliers if it is established and mutually agreed in good faith that ReTel's employees, agents, or

suppliers are responsible for the alleged act. BellSouth shall bill ReTel for BellSouth property, which is stolen or damaged where an investigation determines the culpability of ReTel's employees, agents, or suppliers and where ReTel agrees, in good faith, with the results of such investigation. ReTel shall notify BellSouth in writing immediately in the event that ReTel discovers one of its employees already working on the Premises is a possible security risk. Upon request of the other Party, the Party who is the employer shall discipline consistent with its employment practices, up to and including removal from BellSouth's Premises, any employee found to have violated the security and safety requirements of this Section. ReTel shall hold BellSouth harmless for any damages resulting from such removal of its personnel from Premises.

- 12.8 Use of Supplies. Unauthorized use of equipment, supplies or other property by either Party, whether or not used routinely to provide telephone service will be strictly prohibited and handled appropriately. Costs associated with such unauthorized use may be charged to the offending Party, as may be all associated investigative costs.
- 12.9 Use of Official Lines. Except for non-toll calls necessary in the performance of their work, neither Party shall use the telephones of the other Party on the Premises. Charges for unauthorized telephone calls may be charged to the offending Party, as may be all associated investigative costs.
- 12.10 Accountability. Full compliance with the Security requirements of this Section shall in no way limit the accountability of either Party to the other for the improper actions of its employees.

13. Destruction of Collocation Space

- 13.1 In the event a Collocation Space is wholly or partially damaged by fire, windstorm, tornado, flood or by similar causes to such an extent as to be rendered wholly unsuitable for ReTel's permitted use hereunder, then either Party may elect within ten (10) calendar days after such damage, to terminate occupancy of the damaged Collocation Space, and if either Party shall so elect, by giving the other written notice of termination, both Parties shall stand released of and from further liability under the terms hereof. If the Collocation Space shall suffer only minor damage and shall not be rendered wholly unsuitable for ReTel's permitted use, or is damaged and the option to terminate is not exercised by either Party, BellSouth covenants and agrees to proceed promptly without expense to ReTel, except for improvements not to the property of BellSouth, to repair the damage. BellSouth shall have a reasonable time within which to rebuild or make any repairs, and such rebuilding and repairing shall be subject to delays caused by storms, shortages of labor and materials, government regulations, strikes, walkouts, and causes beyond the control of BellSouth, which causes shall not be construed as limiting factors, but as exemplary only. ReTel may, at its own expense, accelerate the rebuild of its collocated space and equipment provided however that a BellSouth Certified Supplier is used and the necessary space preparation has been completed. If ReTel's acceleration of the project increases the cost of the project, then those additional charges will be incurred by ReTel. Where allowed and where practical, ReTel may erect a temporary facility while BellSouth

rebuilds or makes repairs. In all cases where the Collocation Space shall be rebuilt or repaired, ReTel shall be entitled to an equitable abatement of rent and other charges, depending upon the unsuitability of the Collocation Space for ReTel's permitted use, until such Collocation Space is fully repaired and restored and ReTel's equipment installed therein (but in no event later than thirty (30) calendar days after the Collocation Space is fully repaired and restored). Where ReTel has placed an Adjacent Arrangement pursuant to Section 3.4, ReTel shall have the sole responsibility to repair or replace said Adjacent Arrangement provided herein. Pursuant to this Section, BellSouth will restore the associated services to the Adjacent Arrangement.

14. Eminent Domain

- 14.1 If the whole of a Collocation Space or Adjacent Arrangement shall be taken by any public authority under the power of eminent domain, then this Attachment shall terminate with respect to such Collocation Space or Adjacent Arrangement as of the day possession shall be taken by such public authority and rent and other charges for the Collocation Space or Adjacent Arrangement shall be paid up to that day with proportionate refund by BellSouth of such rent and charges as may have been paid in advance for a period subsequent to the date of the taking. If any part of the Collocation Space or Adjacent Arrangement shall be taken under eminent domain, BellSouth and ReTel shall each have the right to terminate this Attachment with respect to such Collocation Space or Adjacent Arrangement and declare the same null and void, by written notice of such intention to the other Party within ten (10) calendar days after such taking.

15. Nonexclusivity

- 15.1 ReTel understands that this Attachment is not exclusive and that BellSouth may enter into similar agreements with other Parties. Assignment of space pursuant to all such agreements shall be determined by space availability and made on a first come, first served basis

ENVIRONMENTAL AND SAFETY PRINCIPLES

The following principles provide basic guidance on environmental and safety issues when applying for and establishing Physical Collocation arrangements.

1. GENERAL PRINCIPLES

- 1.1 Compliance with Applicable Law. BellSouth and ReTel agree to comply with applicable federal, state, and local environmental and safety laws and regulations including U.S. Environmental Protection Agency (USEPA) regulations issued under the Clean Air Act (CAA), Clean Water Act (CWA), Resource Conservation and Recovery Act (RCRA), Comprehensive Environmental Response, Compensation and Liability Act (CERCLA), Superfund Amendments and Reauthorization Act (SARA), the Toxic Substances Control Act (TSCA), and OSHA regulations issued under the Occupational Safety and Health Act of 1970, as amended and NFPA and National Electrical Codes (NEC) and the NESC (Applicable Laws). Each Party shall notify the other if compliance inspections are conducted by regulatory agencies and/or citations are issued that relate to any aspect of this Attachment.
- 1.2 Notice. BellSouth and ReTel shall provide notice to the other, including Material Safety Data Sheets (MSDSs), of known and recognized physical hazards or Hazardous Chemicals existing on site or brought on site. A Hazardous Chemical inventory list is posted on an OSHA Poster and updated annually at each Central Office. This Poster is normally located near the front entrance of the building or in the lounge area. Each Party is required to provide specific notice for known potential Imminent Danger conditions. ReTel should contact 1-800-743-6737 for any BellSouth MSDS required.
- 1.3 Practices/Procedures. BellSouth may make available additional environmental control procedures for ReTel to follow when working at a Premise (See Section 2, below). These practices/procedures will represent the regular work practices required to be followed by the employees and suppliers of BellSouth for environmental protection. ReTel will require its suppliers, agents and others accessing the Premises to comply with these practices. Section 2 lists the Environmental categories where BellSouth practices should be followed by ReTel when operating in the Premises.
- 1.4 Environmental and Safety Inspections. BellSouth reserves the right to inspect the ReTel space with proper notification. BellSouth reserves the right to stop any ReTel work operation that imposes Imminent Danger to the environment, employees or other persons in the area or Premises.
- 1.5 Hazardous Materials Brought On Site. Any hazardous materials brought into, used, stored or abandoned at the Premises by ReTel are owned by ReTel. ReTel will indemnify BellSouth for claims, lawsuits or damages to persons or property caused by these materials. Without prior written BellSouth approval, no substantial new safety or environmental hazards can be created by ReTel or different hazardous materials used by ReTel at Premises. ReTel must demonstrate adequate emergency response capabilities for its materials used or remaining at the Premises.
- 1.6 Spills and Releases. When contamination is discovered at a Premise, either Party discovering the

condition must notify the other Party. All Spills or Releases of regulated materials will immediately be reported by ReTel to BellSouth.

- 1.7 Coordinated Environmental Plans and Permits. BellSouth and ReTel will coordinate plans, permits or information required to be submitted to government agencies, such as emergency response plans, spill prevention control and countermeasures (SPCC) plans and community reporting. If fees are associated with filing, BellSouth and ReTel will develop a cost sharing procedure. If BellSouth's permit or EPA identification number must be used, ReTel must comply with all of BellSouth's permit conditions and environmental processes, including environmental "best management practices (BMP)" (see Section 2, below) and/or selection of BellSouth disposition vendors and disposal sites.
- 1.8 Environmental and Safety Indemnification. BellSouth and ReTel shall indemnify, defend and hold harmless the other Party from and against any claims (including, without limitation, third-party claims for personal injury or death or real or personal property damage), judgments, damages (including direct and indirect damages and punitive damages), penalties, fines, forfeitures, costs, liabilities, interest and losses arising in connection with the violation or alleged violation of any Applicable Law or contractual obligation or the presence or alleged presence of contamination arising out of the acts or omissions of the indemnifying Party, its agents, suppliers, or employees concerning its operations at the Premises.

2. CATEGORIES FOR CONSIDERATION OF ENVIRONMENTAL ISSUES

- 2.1 When performing functions that fall under the following Environmental categories on BellSouth's Premises, ReTel agrees to comply with the applicable sections of the current issue of BellSouth's Environmental and Safety Methods and Procedures (M&Ps), incorporated herein by this reference. ReTel further agrees to cooperate with BellSouth to ensure that ReTel's employees, agents, and/or suppliers are knowledgeable of and satisfy those provisions of BellSouth's Environmental M&Ps which apply to the specific Environmental function being performed by ReTel, its employees, agents and/or suppliers.
- 2.2 The most current version of the reference documentation must be requested from ReTel's BellSouth Regional Contract Manager (RCM) (f/k/a Account Team Collocation Coordinator – ATCC).

ENVIRONMENTAL CATEGORIES	ENVIRONMENTAL ISSUES	ADDRESSED BY THE FOLLOWING DOCUMENTATION
Disposal of hazardous material or other regulated material	Compliance with all applicable local,	Std T&C 450

(e.g., batteries, fluorescent tubes, solvents & cleaning materials)	state, & federal laws and regulations Pollution liability insurance EVET approval of supplier	Fact Sheet Series 17000 Std T&C 660-3 Approved Environmental Vendor List (Contact RCM Representative)
Emergency response	Hazmat/waste release/spill fire safety emergency	Fact Sheet Series 17000 Building Emergency Operations Plan (EOP) (specific to and located on Premises)
Contract labor/outsourcing for services with environmental implications to be performed on BellSouth Premises (e.g., disposition of hazardous material/waste; maintenance of storage tanks)	Compliance with all applicable local, state, & federal laws and regulations Performance of services in accordance with BST's environmental M&Ps Insurance	Std T&C 450 Std T&C 450-B (Contact RCM Representative for copy of appropriate E/S M&Ps.) Std T&C 660
Transportation of hazardous material	Compliance with all applicable local, state, & federal laws and regulations Pollution liability insurance EVET approval of supplier	Std T&C 450 Fact Sheet Series 17000 Std T&C 660-3 Approved Environmental Vendor List (Contact RCM Representative)
Maintenance/operations work which may produce a waste Other maintenance work	Compliance with all applicable local, state, & federal laws and regulations Protection of BST employees and equipment	Std T&C 450 29CFR 1910.147 (OSHA Standard) 29CFR 1910 Subpart O (OSHA Standard)
Janitorial services	All waste removal and disposal must conform to all applicable federal, state and local regulations All Hazardous Material and Waste Asbestos notification and protection of employees and equipment	Procurement Manager (CRES Related Matters)-BST Supply Chain Services Fact Sheet Series 17000 GU-BTEN-001BT, Chapter 3 BSP 010-170-001BS (Hazcom)
Manhole cleaning	Compliance with all applicable local, state, & federal laws and regulations Pollution liability insurance EVET approval of supplier	Std T&C 450 Fact Sheet 14050 BSP 620-145-011PR Issue A, August 1996 Std T&C 660-3 Approved Environmental Vendor List (Contact RCM Representative)
Removing or disturbing building materials that may contain asbestos	Asbestos work practices	GU-BTEN-001BT, Chap 3 For questions regarding removing or disturbing materials that contain asbestos, call BST Bldg Svc Cntr: FL(local area code)780-2740

3. DEFINITIONS

Generator. Under RCRA, the person whose act produces a Hazardous Waste, as defined in 40 CFR 261, or whose act first causes a Hazardous Waste to become subject to regulation. The Generator is legally responsible for the proper management and disposal of Hazardous Wastes in accordance with regulations.

Hazardous Chemical. As defined in the U.S. Occupational Safety and Health (OSHA) hazard communication standard (29 CFR 1910.1200), any chemical which is a health hazard or physical hazard.

Hazardous Waste. As defined in Section 1004 of RCRA.

Imminent Danger. Any conditions or practices at a Premises which are such that a danger exists which could reasonably be expected to cause immediate death or serious harm to people or immediate significant damage to the environment or natural resources.

Spill or Release. As defined in Section 101 of CERCLA.

4. ACRONYMS

RCM – Regional Collocation Manager (f/k/a Account Team Collocation Coordinator)

BST – BellSouth Telecommunications

CRES – Corporate Real Estate and Services (formerly PS&M)

DEC/LDEC - Department Environmental Coordinator/Local Department Environmental Coordinator

E/S – Environmental/Safety

EVET - Environmental Vendor Evaluation Team

GU-BTEN-001BT - BellSouth Environmental Methods and Procedures

NESC - National Electrical Safety Codes

P&SM - Property & Services Management

Std T&C - Standard Terms & Conditions

Attachment 4

Remote Site Physical Collocation

BELLSOUTH
REMOTE SITE PHYSICAL COLLOCATION

1. Scope of Attachment

- 1.1 The rates, terms, and conditions contained within this Attachment shall only apply when ReTel is occupying the collocation space as a sole occupant or as a Host within a Remote Site Location (Remote Collocation Space) pursuant to this Attachment.
- 1.2 Right to occupy. BellSouth shall offer to ReTel Remote Collocation Space on rates, terms, and conditions that are just, reasonable, non-discriminatory and consistent with the rules of the FCC. Subject to the rates, terms, and conditions of this Attachment, where space is available and collocation is technically feasible, BellSouth will allow ReTel to occupy that certain area designated by BellSouth within a BellSouth Remote Site Location, or on BellSouth property upon which the BellSouth Remote Site Location is located, of a size, which is specified by ReTel and agreed to by BellSouth. BellSouth Remote Site Locations include cabinets, huts, and controlled environmental vaults owned or leased by BellSouth that house BellSouth Network Facilities. To the extent this Attachment does not include all the necessary rates, terms and conditions for BellSouth Remote Site Locations other than cabinets, huts and controlled environmental vaults, the Parties will negotiate said rates, terms, and conditions upon request for collocation at BellSouth Remote Site Locations other than those specified above.
- 1.3 Space Reservation.
- 1.3.1 The number of racks/bays specified by ReTel may contemplate a request for space sufficient to accommodate ReTel's growth within an eighteen (18) month period.
- 1.3.2 Neither BellSouth nor any of BellSouth's affiliates may reserve space for future use on more preferential terms than those set forth above.
- 1.4 Third Party Property. If the Premise, or the property on which it is located, is leased by BellSouth from a Third Party or otherwise controlled by a Third Party, special considerations and intervals may apply in addition to the terms and conditions of this Attachment. Additionally, where BellSouth notifies ReTel that BellSouth's agreement with a Third Party does not grant BellSouth the ability to provide access and use rights to others, upon ReTel's request, BellSouth will use its best efforts to obtain the owner's consent and to otherwise secure such rights for ReTel. ReTel agrees to reimburse BellSouth for the reasonable and demonstrable costs incurred by BellSouth in obtaining such rights for ReTel. In cases where a Third Party agreement does not

grant BellSouth the right to provide access and use rights to others as contemplated by this Attachment and BellSouth, despite its best efforts, is unable to secure such access and use rights for ReTel as above, ReTel shall be responsible for obtaining such permission to access and use such property. BellSouth shall cooperate with ReTel in obtaining such permission.

- 1.5 Space Reclamation. In the event of space exhaust within a Remote Site Location, BellSouth may include in its documentation for the Petition for Waiver filing any unutilized space in the Remote Site Location. ReTel will be responsible for any justification of unutilized space within its Remote Collocation Space, if the Commission requires such justification.
- 1.6 Use of Space. ReTel shall use the Remote Collocation Space for the purposes of installing, maintaining and operating ReTel's equipment (to include testing and monitoring equipment) necessary for interconnection with BellSouth services and facilities or for accessing BellSouth unbundled network elements (UNEs) for the provision of telecommunications services, as specifically set forth in this Agreement. The Remote Collocation Space may be used for no other purposes except as specifically described herein or in any amendment hereto.
- 1.7 Rates and charges. ReTel agrees to pay the rates and charges identified in Exhibit B attached hereto.
- 1.8 If any due date contained in this Attachment falls on a weekend or National holiday, then the due date will be the next business day thereafter. For intervals of ten (10) calendar days or less National holidays will be excluded.
- 1.9 The Parties agree to comply with all applicable federal, state, county, local and administrative laws, rules, ordinances, regulations and codes in the performance of their obligations hereunder.
2. **Space Availability Report**
 - 2.1 Upon request from ReTel, BellSouth will provide a written report (Space Availability Report), describing in detail the space that is available for collocation and specifying the amount of Remote Collocation Space available at the Remote Site Location requested, the number of collocators present at the Remote Site Location, any modifications in the use of the space since the last report on the Remote Site Location requested and the measures BellSouth is taking to make additional space available for collocation arrangements. A Space Availability Report does not reserve space at the Remote Site Location.
 - 2.1.1 The request from ReTel for a Space Availability Report must be written and must include the Common Language Location Identification (CLLI) code for both the Remote Site Location and the serving wire center. The CLLI code information for the serving wire center is located in the NECA Tariff FCC No. 4. If ReTel is unable to

obtain the CLLI code for the Remote Site Location from, for example, a site visit to the remote site, ReTel may request the CLLI code from BellSouth. To obtain a CLLI code for a Remote Site Location directly from BellSouth, ReTel should submit to BellSouth a Remote Site Interconnection Request for the serving wire center CLLI code prior to submitting its request for a Space Availability Report. ReTel should complete all the requested information and submit the Request to BellSouth. BellSouth will bill the applicable fee upon receipt of the request.

- 2.1.2 BellSouth will respond to a request for a Space Availability Report for a particular Remote Site Location within ten (10) calendar days of receipt of such request. BellSouth will make best efforts to respond in ten (10) calendar days to such a request when the request includes from two (2) to five (5) Remote Site Locations within the same state. The response time for requests of more than five (5) Remote Site Locations shall be negotiated between the Parties. If BellSouth cannot meet the ten (10) calendar day response time, BellSouth shall notify ReTel and inform ReTel of the time frame under which it can respond.
- 2.2 Remote Terminal information. Upon request, BellSouth will provide ReTel with the following information concerning BellSouth's remote terminals: (i) the address of the remote terminal; (ii) the CLLI code of the remote terminal; (iii) the carrier serving area of the remote terminal; (iv) the designation of which remote terminals subtend a particular central office; and (v) the number and address of customers that are served by a particular remote terminal.
- 2.2.1 BellSouth will provide this information on a first come, first served basis within thirty (30) calendar days of a ReTel request subject to the following conditions: (i) the information will only be provided on a CD in the same format in which it appears in BellSouth's systems; (ii) the information will only be provided for each serving wire center designated by ReTel, up to a maximum of thirty (30) wire centers per ReTel request per month per state, and up to for a maximum of one hundred twenty (120) wire centers total per month per state for all CLECs; and (iii) ReTel agrees to pay the costs incurred by BellSouth in providing the information.

3. Collocation Options

- 3.1 Cageless. BellSouth shall allow ReTel to collocate ReTel's equipment and facilities without requiring the construction of a cage or similar structure. BellSouth shall allow ReTel to have direct access to ReTel's equipment and facilities in accordance with Section 5.8. BellSouth shall make cageless collocation available in single rack/bay increments. Except where ReTel's equipment requires special technical considerations (e.g., special cable racking or isolated ground plane), BellSouth shall assign cageless Remote Collocation Space in conventional equipment rack lineups where feasible. For equipment requiring special technical considerations, ReTel must provide the equipment layout, including spatial dimensions for such equipment pursuant to generic requirements contained in Telcordia GR-63-Core, and shall be responsible for

compliance with all special technical requirements associated with such equipment pursuant to Section 7.6 following.

- 3.2 Caged. At ReTel's expense, ReTel may arrange with a Supplier certified by BellSouth (BellSouth Certified Supplier) to construct a collocation arrangement enclosure, where technically feasible as that term has been defined by the FCC, in accordance with BellSouth's Technical References (TR) (Specifications) prior to starting equipment installation. BellSouth will provide Specifications upon request. ReTel's BellSouth Certified Supplier shall be responsible for filing and receiving any and all necessary permits and/or licenses for such construction. BellSouth shall cooperate with ReTel and provide, at ReTel's expense, the documentation, including existing building architectural drawings, enclosure drawings, and Specifications required and necessary for ReTel's BellSouth Certified Supplier to obtain the zoning, permits and/or other licenses. ReTel's BellSouth Certified Supplier shall bill ReTel directly for all work performed for ReTel pursuant to this Attachment and BellSouth shall have no liability for nor responsibility to pay such charges imposed by ReTel's BellSouth Certified Supplier. ReTel must provide the local BellSouth Remote Site Location contact with two Access Keys used to enter the locked enclosure. Except in case of emergency, BellSouth will not access ReTel's locked enclosure prior to notifying ReTel at least forty-eight (48) hours before access to the Remote Site Location is required. Upon request, BellSouth shall construct the enclosure for ReTel.
- 3.2.1 BellSouth may elect to review ReTel's plans and specifications prior to allowing construction to start to ensure compliance with BellSouth's Specifications. Notification to ReTel indicating BellSouth's desire to execute this review will be provided in BellSouth's response to the Application, if ReTel has indicated their desire to construct their own enclosure. If ReTel's Application does not indicate their desire to construct their own enclosure, but their firm order does indicate their desire to construct their own enclosure, then notification to review will be given within ten (10) calendar days after the Firm Order date. BellSouth shall complete its review within fifteen (15) calendar days after the receipt of the plans and specifications. Regardless of whether or not BellSouth elects to review ReTel's plans and specifications, BellSouth reserves the right to inspect the enclosure after construction to make sure it is constructed according to the submitted plans and specifications and/or BellSouth's Specifications, as applicable. BellSouth shall require ReTel to remove or correct within seven (7) calendar days at ReTel's expense any structure that does not meet these plans and specifications or, where applicable, BellSouth's Specifications.
- 3.3 Shared Collocation. ReTel may allow other telecommunications carriers to share ReTel's Remote Collocation Space pursuant to terms and conditions agreed to by ReTel (Host) and other telecommunications carriers (Guests) and pursuant to this Section, except where the BellSouth Remote Site Location is located within a leased space and BellSouth is prohibited by said lease from offering such an option or is located on property for which BellSouth holds an easement and such easement does not permit such an option. ReTel shall notify BellSouth in writing upon execution of

any agreement between the Host and its Guest within ten (10) calendar days of its execution and prior to any Firm Order. Further, such notice shall include the name of the Guest(s) and the term of the agreement, and shall contain a certification by ReTel that said agreement imposes upon the Guest(s) the same terms and conditions for Remote Collocation Space as set forth in this Attachment between BellSouth and ReTel.

- 3.3.1 ReTel, as the Host, shall be the sole interface and responsible Party to BellSouth for assessment of rates and charges contained within this Attachment and for the purposes of ensuring that the safety and security requirements of this Attachment are fully complied with by the Guest, its employees and agents. BellSouth shall provide ReTel with a proration of the costs of the Remote Collocation Space based on the number of collocators and the space used by each with a minimum charge of one (1) bay/rack per Host/Guest. In those instances where the Host permits a Guest to use a shelf within the Host's bay, BellSouth will not prorate the cost of the bay. In Florida the Guest may directly submit bay/rack placement applications using the Host's access carrier name abbreviation (ACNA). A separate Guest application shall require the assessment of an Application Fee, as set forth in Exhibit B, which will be charged to the Host. BellSouth shall bill this nonrecurring fee on the date that BellSouth provides its written response (Application Response).
- 3.3.2 Notwithstanding the foregoing, the Guest may arrange directly with BellSouth for the provision of the interconnecting facilities between BellSouth and the Guest and for the provision of the services and access to UNEs. The bill for these interconnecting facilities, services and access to UNEs will be charged to the Guest pursuant to the applicable tariff or the Guest's Interconnection Agreement with BellSouth.
- 3.3.3 ReTel shall indemnify and hold harmless BellSouth from any and all claims, actions, causes of action, of whatever kind or nature arising out of the presence of ReTel's Guest(s) in the Remote Collocation Space except to the extent caused by BellSouth's sole negligence, gross negligence, or willful misconduct.
- 3.4 Adjacent Collocation. Subject to technical feasibility and space availability, BellSouth will permit adjacent Remote Site collocation arrangements (Remote Site Adjacent Arrangement) on the property on which the Remote Site is located when space within the Remote Site Location is legitimately exhausted, where the Remote Site Adjacent Arrangement does not interfere with access to existing or planned structures or facilities on the Remote Site Location property. The Remote Site Adjacent Arrangement shall be constructed or procured by ReTel and in conformance with BellSouth's design and construction Specifications. Further, ReTel shall construct, procure, maintain and operate said Remote Site Adjacent Arrangement(s) pursuant to all of the terms and conditions set forth in this Attachment. Rates shall be negotiated at the time of the application for the Remote Site Adjacent Arrangement.

- 3.4.1 Should ReTel elect Adjacent Collocation, ReTel must arrange with a BellSouth Certified Supplier to construct a Remote Site Adjacent Arrangement structure in accordance with BellSouth's Specifications. Where local building codes require enclosure specifications more stringent than BellSouth's Specifications, ReTel and ReTel's BellSouth Certified Supplier must comply with local building code requirements. ReTel's BellSouth Certified Supplier shall be responsible for filing and receiving any and all necessary zoning, permits and/or licenses for such construction. ReTel's BellSouth Certified Supplier shall bill ReTel directly for all work performed for ReTel pursuant to this Attachment and BellSouth shall have no liability for nor responsibility to pay such charges imposed by ReTel's BellSouth Certified Supplier. ReTel must provide the local BellSouth Remote Site Location contact with two cards, keys or other access device used to enter the locked enclosure. Except in cases of emergency, BellSouth shall not access ReTel's locked enclosure prior to notifying ReTel at least forty-eight (48) hours or two (2) business days, whichever is greater, before access to the locked enclosure is required.
- 3.4.2 ReTel must submit its plans and specifications to BellSouth with its Firm Order. BellSouth shall review ReTel's plans and specifications prior to construction of a Remote Site Adjacent Arrangement(s) to ensure compliance with BellSouth's Specifications. BellSouth shall complete its review within fifteen (15) calendar days after receipt of plans and specifications. BellSouth may inspect the Remote Site Adjacent Arrangement(s) during and after construction to confirm it is constructed according to the submitted plans and specifications. BellSouth shall require ReTel to remove or correct within seven (7) calendar days at ReTel's expense any structure that does not meet these plans and specifications or, where applicable, BellSouth's Specifications.
- 3.4.3 ReTel shall provide a concrete pad, the structure housing the arrangement, heating/ventilation/air conditioning (HVAC), lighting, and all facilities that connect the structure (i.e. racking, conduits, etc.) to the BellSouth point of demarcation. At ReTel's option, and where the local authority having jurisdiction permits, BellSouth shall provide an AC power source and access to physical collocation services and facilities subject to the same nondiscriminatory requirements as applicable to any other physical collocation arrangement.
- 3.5 Co-carrier cross-connect (CCXC). The primary purpose of collocation is for a collocated telecommunications carrier to interconnect with BellSouth's network or to access BellSouth's UNEs for the provision of telecommunications services within a BellSouth Premise. BellSouth will permit ReTel to interconnect between its virtual or physical collocation arrangements and those of another collocated telecommunications carrier within the same Remote Site Location. Both ReTel's agreement and the other collocated telecommunications carrier's agreement must contain rates, terms and conditions for CCXC language. At no point in time shall ReTel use the Remote Collocation Space for the sole or primary purpose of cross connecting to other collocated telecommunications carriers.

- 3.5.1 ReTel must use a BellSouth Certified Supplier to place the CCXC. The CCXC shall be provisioned through facilities owned by ReTel. Such connections to other collocated telecommunications carriers may be made using either optical or electrical facilities. In cases where ReTel's equipment and the equipment of the other collocated telecommunications carrier are located in contiguous caged Collocation Spaces, ReTel will have the option of using ReTel's own technicians to deploy co-carrier cross connects using either electrical or optical facilities between the sets of equipment and construct its own dedicated cable support structure. ReTel shall deploy such optical or electrical connections directly between its own facilities and the facilities of other collocated telecommunications carriers without being routed through BellSouth equipment. ReTel shall not provision CCXC on any BellSouth distribution frame, POT (Point of Termination) Bay, DSX (Digital System Cross-connect) or LGX (Light Guide Cross-connect). ReTel is responsible for ensuring the integrity of the signal.
- 3.5.2 ReTel shall be responsible for providing a LOA to BellSouth from the other collocated telecommunications carrier prior to installing the CCXC. ReTel-provisioned CCXC shall utilize common cable support structure. There will be a recurring charge per linear foot, per cable, of common cable support structure used. In the case of two contiguous caged collocation arrangements, ReTel will have the option of using ReTel's own technicians to construct its own dedicated support structure.
- 3.5.3 To order CCXCs, ReTel must submit an Application. If no modification to the Remote Collocation Space is requested other than the placement of CCXCs, the Subsequent Application Fee for CCXCs, as defined in Exhibit B, will apply. If modifications in addition to the placement of CCXCs are requested, the Application Fee will apply. This nonrecurring fee will be billed by BellSouth on the date that BellSouth provides an Application Response.

4. **Occupancy**

- 4.1 BellSouth will notify ReTel in writing that the Remote Collocation Space is ready for occupancy (Space Ready Date). ReTel will schedule and complete an acceptance walkthrough of each Remote Collocation Space with BellSouth within fifteen (15) calendar days of the Space Ready Date. BellSouth will correct any deviations to ReTel's original or jointly amended requirements within seven (7) calendar days after the walkthrough, unless the Parties jointly agree upon a different time frame, and BellSouth shall establish a new Space Ready Date. Another acceptance walkthrough will then be scheduled and conducted within fifteen (15) calendar days of the new Space Ready Date. This follow-up acceptance walkthrough will be limited to those items identified in the initial walkthrough. If ReTel has met the fifteen (15) calendar day interval(s), billing will begin upon the date of ReTel's acceptance of the Collocation Space (Space Acceptance Date). In the event that ReTel fails to complete an acceptance walkthrough within this fifteen (15) calendar day interval, the Remote Collocation Space shall be deemed accepted by ReTel on the Space Ready Date and billing will commence from that date. If ReTel decides to occupy the space prior to

the Space Ready Date, the date ReTel occupies the space becomes the new Space Acceptance Date and billing begins from that date. ReTel must notify BellSouth in writing that collocation equipment installation is complete and is operational with BellSouth's network. BellSouth may, at its option, not accept orders for cross connects until receipt of such notice. For purposes of this paragraph, ReTel's telecommunications equipment will be deemed operational when cross-connected to BellSouth's network for the purpose of service provision.

- 4.2 Termination of Occupancy. In addition to any other provisions addressing termination of occupancy in this Attachment, ReTel may terminate occupancy in a particular Remote Collocation Space by submitting an Application requesting termination of occupancy; such termination shall be effective upon BellSouth's acceptance of the Space Relinquishment Form. Billing for monthly recurring charges will cease on the date ReTel and BellSouth conduct an inspection of the terminated space and jointly sign off on the Space Relinquishment Form or on the date that ReTel signs off on the Space Relinquishment Form and sends the form to BellSouth if a subsequent inspection of the terminated space by BellSouth reveals no discrepancies. If the subsequent inspection by BellSouth reveals discrepancies, billing will cease on the date that BellSouth and ReTel jointly conduct an inspection which confirms that ReTel has corrected the discrepancies. An Application Fee will not apply for termination of occupancy. BellSouth may terminate ReTel's right to occupy the Remote Collocation Space in the event ReTel fails to comply with any provision of this Agreement.
- 4.2.1 Upon termination of occupancy, ReTel at its expense shall remove its equipment and other property from the Remote Collocation Space. ReTel shall have thirty (30) calendar days from the Bona Fide Firm Order (BFFO) Application Date (Termination Date) to complete such removal, including the removal of all equipment and facilities of ReTel's Guest(s), unless ReTel's Guest(s) has assumed responsibility for the Remote Collocation Space housing the Guest(s)'s equipment and executed the documentation required by BellSouth prior to such removal date. ReTel shall continue payment of monthly fees to BellSouth until such date as ReTel, and if applicable ReTel's Guest(s), has fully vacated the Remote Collocation Space and the Space Relinquish Form has been accepted by BellSouth. Should ReTel or ReTel's Guest(s) fail to vacate the Remote Collocation Space within thirty (30) calendar days from the Termination Date, BellSouth shall have the right to remove the equipment and dispose of the equipment and other property of ReTel or ReTel's Guest(s), in any manner that BellSouth deems fit, at ReTel's expense and with no liability whatsoever for ReTel's or ReTel's Guest(s)'s property. Upon termination of ReTel's right to occupy Remote Collocation Space, the Remote Collocation Space will revert back to BellSouth, and ReTel shall surrender such Remote Collocation Space to BellSouth in the same condition as when first occupied by ReTel except for ordinary wear and tear unless otherwise agreed to by the Parties. For CEVs and huts ReTel's BellSouth Certified Supplier shall be responsible for updating and making any necessary changes to BellSouth's records as required by BellSouth's Specifications including but not limited to Record Drawings and ERMA Records. ReTel shall be responsible for the cost of

removing any ReTel constructed enclosure, together with all support structures (e.g., racking, conduits, or power cables), at the termination of occupancy and restoring the grounds to their original condition.

5. Use of Remote Collocation Space

5.1 Equipment Type. BellSouth permits the collocation of any type of equipment necessary for interconnection to BellSouth's network or for access to BellSouth's UNEs in the provision of telecommunications services, as the term "necessary" is defined by FCC 47 C.F.R. Section 51.323 (b). The primary purpose and function of any equipment collocated in a Remote Collocation Space must be for interconnection to BellSouth's network or for access to BellSouth's UNEs in the provision of telecommunications services.

5.1.1 Examples of equipment that would not be considered necessary include but are not limited to: traditional circuit switching equipment, equipment used exclusively for call-related databases, computer servers used exclusively for providing information services, operations support system (OSS) equipment used to support collocated telecommunications carrier network operations, equipment that generates customer orders, manages trouble tickets or inventory, or stores customer records in centralized databases, etc. BellSouth will determine upon receipt of an application if the requested equipment is necessary based on the criteria established by the FCC. Multifunctional equipment placed on BellSouth's Premises must not place any greater relative burden on BellSouth's property than comparable single-function equipment. BellSouth reserves the right to permit collocation of any equipment on a nondiscriminatory basis.

5.1.2 Such equipment must, at a minimum, meet the following Telcordia Network Equipment Building Systems (NEBS) General Equipment Requirements: Criteria Level 3 requirements as outlined in the Telcordia Special Report SR-3580, Issue 1. Except where otherwise required by a Commission, BellSouth shall comply with the applicable FCC rules relating to denial of collocation based on ReTel's failure to comply with this Section.

5.1.2.1 All ReTel equipment installation shall comply with BellSouth TR 73503-11h, "Grounding - Engineering Procedures". Metallic cable sheaths and metallic strength members of optical fiber cables as well as the metallic cable sheaths of all copper conductor cables shall be bonded to the designated grounding bus for the Remote Site Location. All copper conductor pairs, working and non-working, shall be equipped with a solid-state protector unit (over-voltage protection only), which has been listed by a nationally recognized testing laboratory.

5.1.3 ReTel shall identify to BellSouth whenever ReTel submits a Method of Procedure (MOP) adding equipment to ReTel's Remote Collocation Space all UCC-1 lien holders or other entities that have a financial interest, secured or otherwise, in the equipment in ReTel's Remote Collocation Space. ReTel shall submit a copy of the list

of any lien holders or other entities that have a financial interest to ReTel's ATCC Representative.

- 5.2 ReTel shall not use the Remote Collocation Space for marketing purposes nor shall it place any identifying signs or markings in the area surrounding the Remote Collocation Space or on the grounds of the Remote Site Location.
- 5.3 ReTel shall place a plaque or other identification affixed to ReTel's equipment to identify ReTel's equipment, including a list of emergency contacts with telephone numbers.
- 5.4 Entrance Facilities. ReTel may elect to place ReTel-owned or ReTel-leased fiber entrance facilities into the Remote Collocation Space. BellSouth will designate the point of interconnection at the Remote Site Location housing the Remote Collocation Space, which is physically accessible by both Parties. ReTel will provide and place copper cable through conduit from the Remote Collocation Space to the Feeder Distribution Interface to the splice location of sufficient length for splicing by BellSouth. ReTel must contact BellSouth for instructions prior to placing the entrance facility cable. ReTel is responsible for maintenance of the entrance facilities.
- 5.4.1 Shared Use. ReTel may utilize spare capacity on an existing interconnector entrance facility for the purpose of providing an entrance facility to ReTel's collocation arrangement within the same BellSouth Remote Site Location. BellSouth shall allow splicing to the entrance facility, provided that the fiber is non-working fiber. ReTel must arrange with BellSouth in accordance with BellSouth's Special Construction Procedures, RL93-11-030BT, and provide a LOA from the other telecommunications carrier for BellSouth to splice the ReTel provided riser cable to the spare capacity on the entrance facility. If ReTel desires to allow another telecommunications carrier to use its entrance facilities, then that telecommunications carrier must arrange with BellSouth in accordance with BellSouth's Special Construction Procedures, RL93-11-030BT, and provide a LOA from ReTel for BellSouth to splice that telecommunications carrier's provided riser cable to the spare capacity on ReTel's entrance facility.
- 5.5 Demarcation Point. BellSouth will designate the point(s) of demarcation between ReTel's equipment and/or network and BellSouth's network. Each Party will be responsible for maintenance and operation of all equipment/facilities on its side of the demarcation point. ReTel or its agent must perform all required maintenance to ReTel equipment/facilities on its side of the demarcation point, pursuant to Section 5.6, following.
- 5.6 ReTel's Equipment and Facilities. ReTel, or if required by this Attachment, ReTel's BellSouth Certified Supplier, is solely responsible for the design, engineering, installation, testing, provisioning, performance, monitoring, maintenance and repair of the equipment and facilities used by ReTel which must be performed in compliance

with all applicable BellSouth Specifications. Such equipment and facilities may include but are not limited to cable(s), equipment, and point of termination connections. ReTel and its selected BellSouth Certified Supplier must follow and comply with all BellSouth requirements outlined in BellSouth's TR 73503, TR 73519, TR 73572, and TR 73564.

- 5.7 BellSouth's Access to Remote Collocation Space. From time to time BellSouth may require access to the Remote Collocation Space. BellSouth retains the right to access the Remote Collocation Space for the purpose of making BellSouth equipment and Remote Site Location modifications. Except in case of emergency, BellSouth will give notice to ReTel at least forty-eight (48) hours before access to the Remote Collocation Space is required. ReTel may elect to be present whenever BellSouth performs work in the Collocation Space. The Parties agree that ReTel will not bear any of the expense associated with this work.
- 5.8 Access. Pursuant to Section 12, ReTel shall have access to the Remote Collocation Space twenty-four (24) hours a day, seven (7) days a week. ReTel agrees to provide the name and social security number or date of birth or driver's license number of each employee, supplier, or agents of ReTel or ReTel's Guests to be provided with access keys or cards (Access Keys) prior to the issuance of said Access Keys using form RF-2906-C "CLEC and CLEC Certified Supplier Access Request and Acknowledgement". Key acknowledgement forms, "Collocation Acknowledgement Sheet" for access cards and "Key Acknowledgement Form" for keys, must be signed by ReTel and returned to BellSouth Access Management within fifteen (15) calendar days of ReTel's receipt. Failure to return properly acknowledged forms will result in the holding of subsequent requests until acknowledgements are current. Access Keys shall not be duplicated under any circumstances. ReTel agrees to be responsible for all Access Keys and for the return of all said Access Keys in the possession of ReTel's employees, suppliers, Guests, or agents after termination of the employment relationship, contractual obligation with ReTel or upon the termination of this Attachment or the termination of occupancy of an individual Remote Collocation Space arrangement.
- 5.8.1 BellSouth will permit one accompanied site visit to ReTel's designated collocation arrangement location after receipt of the BFFO without charge to ReTel. ReTel must submit to BellSouth the completed Access Control Request Form for all employees or agents requiring access to the BellSouth Remote Site Location a minimum of thirty (30) calendar days prior to the date ReTel desires access to the Remote Collocation Space. In order to permit reasonable access during construction of the Remote Collocation Space, ReTel may submit such a request at any time subsequent to BellSouth's receipt of the BFFO. In the event ReTel desires access to the Remote Collocation Space after submitting such a request but prior to access being approved, in addition to the first accompanied free visit, BellSouth shall permit ReTel to access the Remote Collocation Space accompanied by a security escort at ReTel's expense.

ReTel must request escorted access at least three (3) business days prior to the date such access is desired.

- 5.9 Lost or Stolen Access Keys. ReTel shall notify BellSouth in writing immediately in the case of lost or stolen Access Keys. Should it become necessary for BellSouth to re-key Remote Site Locations or deactivate a card as a result of a lost Access Key(s) or for failure to return an Access Key(s), ReTel shall pay for all reasonable costs associated with the re-keying or deactivating the card.
- 5.10 Interference or Impairment. Notwithstanding any other provisions of this Attachment, ReTel shall not use any product or service provided under this Agreement, any other service related thereto or used in combination therewith, or place or use any equipment and facilities in any manner that 1) significantly degrades, interferes with or impairs service provided by BellSouth or by any other entity or any person's use of its telecommunications service; 2) endangers or damages the equipment, facilities or other property of BellSouth or of any other entity or person; 3) compromises the privacy of any communications; or 4) creates an unreasonable risk of injury or death to any individual or to the public. If BellSouth reasonably determines that any equipment or facilities of ReTel violates the provisions of this paragraph, BellSouth shall give written notice to ReTel, which notice shall direct ReTel to cure the violation within forty-eight (48) hours of ReTel's actual receipt of written notice or, at a minimum, to commence curative measures within 24 hours and to exercise reasonable diligence to complete such measures as soon as possible thereafter. After receipt of the notice, the Parties agree to consult immediately and, if necessary, to inspect the arrangement.
- 5.10.1 Except in the case of the deployment of an advanced service which significantly degrades the performance of other advanced services or traditional voice band services, if ReTel fails to take curative action within forty-eight (48) hours or if the violation is of a character which poses an immediate and substantial threat of damage to property, injury or death to any person, or any other significant degradation, interference or impairment of BellSouth's or any other entity's service, then and only in that event BellSouth may take such action as it deems appropriate to correct the violation, including without limitation the interruption of electrical power to ReTel's equipment. BellSouth will endeavor, but is not required, to provide notice to ReTel prior to taking such action and shall have no liability to ReTel for any damages arising from such action, except to the extent that such action by BellSouth constitutes willful misconduct.
- 5.10.2 For purposes of this section, the term significantly degrade shall mean an action that noticeably impairs a service from a user's perspective. In the case of the deployment of an advanced service which significantly degrades the performance of other advanced services or traditional voice band services and ReTel fails to take curative action within forty-eight (48) hours then BellSouth will establish before the Commission that the technology deployment is causing the significant degradation. Any claims of network harm presented to ReTel or, if subsequently necessary, the

Commission must be supported with specific and verifiable information. Where BellSouth demonstrates that a deployed technology is significantly degrading the performance of other advanced services or traditional voice band services, ReTel shall discontinue deployment of that technology and migrate its customers to technologies that will not significantly degrade the performance of other such services. Where the only degraded service itself is a known disturber, and the newly deployed technology satisfies at least one of the criteria for a presumption that is acceptable for deployment under Section 47 C.F.R. 51.230, the degraded service shall not prevail against the newly deployed technology.

5.11 Personalty and its Removal. Facilities and equipment placed by ReTel in the Remote Collocation Space shall not become a part of the Remote Site Location, even if nailed, screwed or otherwise fastened to the Remote Collocation Space but shall retain their status as personalty and may be removed by ReTel at any time. Any damage caused to the Remote Collocation Space by ReTel's employees, agents or representatives shall be promptly repaired by ReTel at its expense.

5.11.1 If ReTel decides to remove equipment from its Remote Collocation Space and the removal requires no physical changes, BellSouth will bill ReTel an Administrative Only Application Fee as set forth in Exhibit B for these changes. This nonrecurring fee will be billed on the date that BellSouth provides an Application Response.

5.12 Alterations. In no case shall ReTel or any person acting on behalf of ReTel make any rearrangement, modification, improvement, addition, or other alteration which could affect in any way space, power, HVAC, and/or safety considerations to the Remote Collocation Space or the BellSouth Remote Site Location without the written consent of BellSouth, which consent shall not be unreasonably withheld. The cost of any specialized alterations shall be paid by ReTel. Any such material rearrangement, modification, improvement, addition, or other alteration shall require an application and Application Fee. BellSouth will bill the nonrecurring fee on the date that BellSouth provides an Application Response.

5.13 Upkeep of Remote Collocation Space. ReTel shall be responsible for the general upkeep and cleaning of the Remote Collocation Space. ReTel shall be responsible for removing any ReTel debris from the Remote Collocation Space and from in and around the Remote Site Location on each visit.

6. Ordering and Preparation of Remote Collocation Space

6.1 Should any state or federal regulatory agency impose procedures or intervals applicable to ReTel and BellSouth that are different from procedures or intervals set forth in this Section, whether now in effect or that become effective after execution of this Agreement, those procedures or intervals shall supersede the requirements set forth herein for that jurisdiction for all applications submitted for the first time after the effective date thereof

- 6.2 Remote Site Application. When ReTel or ReTel's Guest(s) desires to install a bay/rack in a Remote Site Location, ReTel shall submit to BellSouth a Physical Expanded Interconnection Application Document (Application). The application is Bona Fide when it is complete and accurate, meaning that all required fields on the application are completed with the appropriate type of information. An application fee will apply which will be billed on the date that BellSouth provides an Application Response. The placement of an additional bay/rack at a later date will be treated in the same fashion and an application will be required. The installation of additional shelves/equipment, subject to the restrictions contained in Section 5.10, within an existing bay/rack does not require an application.
- 6.3 Availability of Space. Upon submission of an application, BellSouth will permit ReTel to physically collocate, pursuant to the terms of this Attachment, at any BellSouth Remote Site Location, unless BellSouth has determined that there is no space available due to space limitations or that collocation at the Remote Site Location is not practical for technical reasons. In the event space is not immediately available at a Remote Site Location, BellSouth reserves the right to make additional space available, in which case the conditions in Section 7 shall apply, or BellSouth may elect to deny space in accordance with this Section in which case virtual or adjacent collocation options may be available. If the amount of space requested is not available, BellSouth will notify ReTel of the amount that is available.
- 6.4 Space Availability Notification. BellSouth will respond to a Florida application within fifteen (15) calendar days as to whether space is available or not available within a BellSouth Remote Site Location. BellSouth will also respond as to whether the application is Bona Fide and if it is not Bona Fide the items necessary to cause the application to become Bona Fide. If a lesser amount of space than requested is available, BellSouth will provide an Application Response for the amount of space that is available and an Application Fee will be billed by BellSouth on the date that BellSouth provides an Application Response. When BellSouth's Application Response includes an amount of space less than that requested by ReTel or differently configured, if ReTel decides to accept the available space, ReTel must amend its application to reflect the actual space available prior to submitting a BFFO.
- 6.5 Denial of Application. If BellSouth notifies ReTel that no space is available (Denial of Application), BellSouth will not assess an Application Fee. After notifying ReTel that BellSouth has no available space in the requested Remote Site Location, BellSouth will allow ReTel, upon request, to tour the Remote Site Location within ten (10) calendar days of such Denial of Application. In order to schedule said tour within ten (10) calendar days, the request for a tour of the Remote Site Location must be received by BellSouth within five (5) calendar days of the Denial of Application.
- 6.6 Filing of Petition for Waiver. Upon Denial of Application BellSouth will timely file a petition with the Commission pursuant to 47 U.S.C. § 251(c)(6). BellSouth shall provide to the Commission any information requested by that Commission. Such

information shall include which space, if any, BellSouth or any of BellSouth's affiliates have reserved for future use and a detailed description of the specific future uses for which the space has been reserved. Subject to an appropriate nondisclosure agreement or provision, BellSouth shall permit ReTel to inspect any plans or diagrams that BellSouth provides to the Commission.

6.7 Waiting List.

6.7.1 In Florida, on a first-come, first-served basis governed by the date of receipt of an application or Letter of Intent, BellSouth will maintain a waiting list of requesting carriers who have either received a Denial of Application or, where it is publicly known that the Remote Site Location is out of space, have submitted a Letter of Intent to collocate. Sixty (60) calendar days prior to space becoming available, if known, BellSouth will notify the Florida PSC and the telecommunications carriers on the waiting list by mail when space becomes available according to the position of the telecommunications carrier on said waiting list. If not known sixty (60) calendar days in advance, BellSouth shall notify the Florida PSC and the telecommunications carriers on the waiting list within two business days of the determination that space is available. A telecommunications carrier that, upon denial of physical collocation, requests virtual collocation shall be automatically placed on the waiting list.

6.7.2 When space becomes available, ReTel must submit an updated, complete, and correct application to BellSouth within thirty (30) calendar days of such notification. If ReTel has originally requested caged Remote Collocation Space and cageless Remote Collocation Space becomes available, ReTel may refuse such space and notify BellSouth in writing within that time that ReTel wants to maintain its place on the waiting list without accepting such space. ReTel may accept an amount of space less than its original request by submitting an application as set forth above, and upon request, may maintain its position on the waiting list for the remaining space that was initially requested. If ReTel does not submit such an application or notify BellSouth in writing as described above, BellSouth will offer such space to the next telecommunications carrier on the waiting list and remove ReTel from the waiting list. Upon request, BellSouth will advise ReTel as to its position on the list.

6.8 Public Notification. BellSouth will maintain on its Interconnection Services website a notification document that will indicate all Remote Site Locations that are without available space. BellSouth shall update such document within ten (10) calendar days of the date that BellSouth becomes aware that there is insufficient space to accommodate collocation at the Remote Site Location. BellSouth will also post a document on its Interconnection Services website that contains a general notice where space has become available in a Remote Site Location previously on the space exhaust list.

6.9 Application Response. In Florida, within fifteen (15) calendar days of receipt of a Bona Fide application, when space has been determined to be available or when a lesser amount of space than that requested is available, then with respect to the space

available, BellSouth will provide an Application Response including sufficient information to enable ReTel to place a Firm Order. The Application Response will include, at a minimum, the configuration of the space, the Cable Installation Fee, Cable Records Fee, and the space preparation fees, as described in Section 8. When ReTel submits ten (10) or more applications within ten (10) calendar days, the initial fifteen (15) calendar day response period will increase by ten (10) calendar days for every additional ten (10) applications or fraction thereof.

6.10 Application Modifications. If a modification or revision is made to any information in the Bona Fide application prior to a BFFO, with the exception of modifications to Customer Information, Contact Information or Billing Contact Information, either at the request of ReTel or necessitated by technical considerations, said application shall be considered a new application and shall be handled as a new application with respect to response and provisioning intervals and BellSouth will charge ReTel a full application fee as set forth in Exhibit B. BellSouth will bill the nonrecurring fee on the date that BellSouth provides an Application Response.

6.10.1 Bona Fide Firm Order.

6.10.1.1 ReTel shall indicate its intent to proceed with equipment installation in a BellSouth Remote Site Location by submitting a Firm Order to BellSouth. The BFFO must be received by BellSouth no later than thirty (30) calendar days after BellSouth's Application Response to ReTel's Bona Fide application or the application will expire.

6.10.1.2 BellSouth will establish a firm order date based upon the date BellSouth is in receipt of a BFFO. BellSouth will acknowledge the receipt of ReTel's BFFO within seven (7) calendar days of receipt indicating that the BFFO has been received. A BellSouth response to a BFFO will include a Firm Order Confirmation containing the firm order date. No revisions will be made to a BFFO.

7. Construction and Provisioning

7.1 Construction and Provisioning Intervals. In Florida, BellSouth will complete construction for collocation arrangements as soon as possible and within a maximum of ninety (90) calendar days from receipt of a BFFO or as agreed to by the Parties. For changes to Remote Collocation Space after initial space completion (Augmentation), BellSouth will complete construction for collocation arrangements as soon as possible and within a maximum of forty-five (45) calendar days from receipt of a BFFO or as agreed to by the Parties. If BellSouth does not believe that construction will be completed within the relevant time frame and BellSouth and ReTel cannot agree upon a completion date, within forty-five (45) calendar days of receipt of the BFFO for an initial request, and within thirty (30) calendar days for Augmentations, BellSouth may seek an extension from the Florida Commission.

7.2 In the event BellSouth does not have space immediately available at a Remote Site Location, BellSouth may elect to make additional space available by, for example but

not limited to, rearranging BellSouth facilities or constructing additional capacity. In such cases, the above intervals shall not apply and BellSouth will provision the Remote Collocation Space in a nondiscriminatory manner and at parity with BellSouth and will provide ReTel with the estimated completion date in its Response.

- 7.3 Joint Planning. Joint planning between BellSouth and ReTel will commence within a maximum of twenty (20) calendar days from BellSouth's receipt of a BFFO. BellSouth will provide the preliminary design of the Remote Collocation Space and the equipment configuration requirements as reflected in the Bona Fide application and affirmed in the BFFO. The Remote Collocation Space completion time period will be provided to ReTel during joint planning.
- 7.4 Permits. Each Party or its agents will diligently pursue filing for the permits required for the scope of work to be performed by that Party or its agents within ten (10) calendar days of the completion of finalized construction designs and specifications.
- 7.5 Acceptance Walkthrough. ReTel will schedule and complete an acceptance walkthrough of each Remote Collocation Space with BellSouth within fifteen (15) calendar days of BellSouth's notifying ReTel that the Remote Collocation Space is ready for occupancy. In the event that ReTel fails to complete an acceptance walkthrough within this fifteen (15) calendar day interval, the Remote Collocation Space shall be deemed accepted by ReTel on the Space Ready Date. BellSouth will correct any deviations to ReTel's original or jointly amended requirements within seven (7) calendar days after the walkthrough, unless the Parties jointly agree upon a different time frame.
- 7.6 Use of BellSouth Certified Supplier. ReTel shall select a supplier which has been approved by BellSouth to perform all engineering and installation work. ReTel and ReTel's BellSouth Certified Supplier must follow and comply with all BellSouth requirements outlined in BellSouth's TR 73503, TR 73519, TR 73572, and TR 73564. In some cases, ReTel must select separate BellSouth Certified Suppliers for transmission equipment, switching equipment and power equipment. BellSouth shall provide ReTel with a list of BellSouth Certified Suppliers upon request. The BellSouth Certified Supplier(s) shall be responsible for installing ReTel's equipment and components, extending power cabling to the BellSouth power distribution frame, performing operational tests after installation is complete, and notifying BellSouth's Outside Plant engineers and ReTel upon successful completion of installation. The BellSouth Certified Supplier shall bill ReTel directly for all work performed for ReTel pursuant to this Attachment, and BellSouth shall have no liability for nor responsibility to pay such charges imposed by the BellSouth Certified Supplier. BellSouth shall make available its supplier certification program to ReTel or any supplier proposed by ReTel and will not unreasonably withhold certification. All work performed by or for ReTel shall conform to generally accepted industry standards.

- 7.7 Alarm and Monitoring. BellSouth may place alarms in the Remote Site Location for the protection of BellSouth equipment and facilities. ReTel shall be responsible for placement, monitoring and removal of environmental and equipment alarms used to service ReTel's Remote Collocation Space. Upon request, BellSouth will provide ReTel with applicable tariffed service(s) to facilitate remote monitoring of collocated equipment by ReTel. Both Parties shall use best efforts to notify the other of any verified hazardous conditions known to that Party.
- 7.8 Virtual Remote Collocation Space Relocation. In the event physical Remote Collocation Space was previously denied at a Remote Site Location due to technical reasons or space limitations, and physical Remote Collocation Space has subsequently become available, ReTel may relocate its virtual Remote Collocation arrangements to physical Remote Collocation Space arrangements and pay the appropriate fees for physical Remote Collocation Space and for the rearrangement or reconfiguration of services terminated in the virtual Remote Collocation Space arrangement, as outlined in the appropriate BellSouth tariffs. In the event that BellSouth knows when additional space for physical Remote Collocation Space may become available at the location requested by ReTel, such information will be provided to ReTel in BellSouth's written denial of physical Remote Collocation Space. To the extent that (i) physical Remote Collocation Space becomes available to ReTel within one hundred eighty (180) calendar days of BellSouth's written denial of ReTel's request for physical collocation, (ii) BellSouth had knowledge that the space was going to become available, and (iii) ReTel was not informed in the written denial that physical Remote Collocation Space would become available within such one hundred eighty (180) calendar days, then ReTel may relocate its virtual Remote Collocation Space arrangement to a physical Remote Collocation Space arrangement and will receive a credit for any nonrecurring charges previously paid for such virtual Remote Collocation Space. ReTel must arrange with a BellSouth Certified Supplier for the relocation of equipment from its virtual Remote Collocation Space to its physical Remote Collocation Space and will bear the cost of such relocation.
- 7.9 Virtual to Physical Conversion (In-Place). Virtual collocation arrangements may be converted to "in-place" physical arrangements if the potential conversion meets the following four criteria: 1) there is no change in the amount of equipment or the configuration of the equipment that was in the virtual collocation arrangement; 2) the conversion of the virtual collocation arrangement will not cause the equipment or the results of that conversion to be located in a space that BellSouth has reserved for its own future needs; 3) the converted arrangement does not limit BellSouth's ability to secure its own equipment and facilities due to the location of the virtual collocation arrangement; and 4) any changes to the arrangement can be accommodated by existing power, HVAC, and other requirements. Unless otherwise specified, BellSouth will complete virtual to in-place physical collocation conversions within sixty (60) calendar days from receipt of the BFFO. BellSouth will bill ReTel an Administrative Only Application Fee as set forth in Exhibit B for these charges on the date that BellSouth provides an Application Response.

- 7.10 Cancellation. If, at any time prior to space acceptance, ReTel cancels its order for the Remote Collocation Space(s) (Cancellation), BellSouth will bill the applicable nonrecurring rate for any and all work processes for which work has begun.
- 7.11 Licenses. ReTel, at its own expense, will be solely responsible for obtaining from governmental authorities, and any other appropriate agency, entity, or person, all rights, privileges, and licenses necessary or required to operate as a provider of telecommunications services to the public or to build-out, equip and occupy the Remote Collocation Space.
- 7.12 Environmental Hazard Guidelines. The Parties agree to utilize and adhere to the Environmental Hazard Guidelines identified in Exhibit A attached hereto.
- 8. Rates and Charges**
- 8.1 Recurring Charges. If ReTel has met the applicable fifteen (15) calendar day walkthrough interval(s) specified in Section 4, billing for recurring charges will begin upon the Space Acceptance Date. In the event that ReTel fails to complete an acceptance walkthrough within the applicable fifteen (15) calendar day interval(s), billing for recurring charges will commence on the Space Ready Date. If ReTel occupies the space prior to the Space Ready Date, the date ReTel occupies the space becomes the new Space Acceptance Date and billing for recurring charges begin on that date.
- 8.2 Application Fee. BellSouth shall assess an Application Fee via a service order, which shall be issued at the time BellSouth responds that space is available pursuant to Section 6.10 (Application Response). This nonrecurring fee will be billed by BellSouth on the date that BellSouth provides an Application Response.
- 8.3 Rack/Bay Space. The rack/bay space charge includes reasonable charges for air conditioning, ventilation and other allocated expenses associated with maintenance of the Remote Site Location, and includes amperage necessary to power ReTel's equipment. ReTel shall pay rack/bay space charges based upon the number of racks/bays requested. BellSouth will assign Remote Collocation Space in conventional remote site rack/bay lineups where feasible.
- 8.4 Power. BellSouth shall make available -48 Volt (-48V) DC power for ReTel's Remote Collocation Space at a BellSouth Power Board or BellSouth Battery Distribution Fuse Bay (BDFB) at ReTel's option within the Remote Site Location. The charge for power shall be assessed as part of the recurring charge for rack/bay space. If the power requirements for ReTel's equipment exceeds the capacity available, then such power requirements shall be assessed on an individual case basis. BellSouth will revise recurring power charges to reflect a power upgrade upon notification of the completion of the upgrade by ReTel's BellSouth Certified Vendor. BellSouth will revise recurring power charges to reflect a power reduction upon BellSouth's receipt of the Power Reduction Form from ReTel certifying the

completion of the power reduction, including the removal of the power cabling by ReTel's BellSouth Certified Supplier.

- 8.4.1 Adjacent Collocation Power. Charges for AC power will be assessed per breaker ampere per month. Rates include the provision of commercial and standby AC power, where available. When obtaining power from a BellSouth service panel, protection devices and power cables must be engineered (sized), and installed by ReTel's BellSouth Certified Supplier except that BellSouth shall engineer and install protection devices and power cables for Adjacent Collocation. ReTel's BellSouth Certified Supplier must also provide a copy of the engineering power specification prior to the equipment becoming operational. Charges for AC power shall be assessed pursuant to the rates specified in Exhibit B. AC power voltage and phase ratings shall be determined on a per location basis. At ReTel's option, ReTel may arrange for AC power in an Adjacent Collocation arrangement from a retail provider of electrical power.
- 8.5 Security Escort. A security escort will be required whenever ReTel or its approved agent desires access to the Remote Site Location after the one accompanied site visit allowed pursuant to Section 5 prior to completing BellSouth's Security Training requirements. Rates for a security escort are assessed according to the schedule appended hereto as Exhibit B beginning with the scheduled escort time. BellSouth will wait for one-half (1/2) hour after the scheduled time for such an escort and ReTel shall pay for such half-hour charges in the event ReTel fails to show up.
- 8.6 Other. If no rate is identified in the contract, the rate for the specific service or function will be negotiated by the Parties upon request by either Party.

9. Insurance

- 9.1 ReTel shall, at its sole cost and expense, procure, maintain, and keep in force insurance as specified in this Section and underwritten by insurance companies licensed to do business in the states applicable under this Agreement and having a Best's Insurance Rating of A-.
- 9.2 ReTel shall maintain the following specific coverage:
- 9.2.1 Commercial General Liability coverage in the amount of ten million dollars (\$10,000,000.00) or a combination of Commercial General Liability and Excess/Umbrella coverage totaling not less than ten million dollars (\$10,000,000.00). BellSouth shall be named as an Additional Insured on the Commercial General Liability policy as specified herein.
- 9.2.2 Statutory Workers Compensation coverage and Employers Liability coverage in the amount of one hundred thousand dollars (\$100,000.00) each accident, one hundred thousand dollars (\$100,000.00) each employee by disease, and five hundred thousand dollars (\$500,000.00) policy limit by disease.

- 9.2.3 All Risk Property coverage on a full replacement cost basis insuring all of ReTel's real and personal property situated on or within BellSouth's Remote Site Location.
- 9.2.4 ReTel may elect to purchase business interruption and contingent business interruption insurance, having been advised that BellSouth assumes no liability for loss of profit or revenues should an interruption of service occur.
- 9.3 The limits set forth in Section 9.2 above may be increased by BellSouth from time to time during the term of this Agreement upon thirty (30) calendar days notice to ReTel to at least such minimum limits as shall then be customary with respect to comparable occupancy of BellSouth structures.
- 9.4 All policies purchased by ReTel shall be deemed to be primary and not contributing to or in excess of any similar coverage purchased by BellSouth. All insurance must be in effect on or before the date equipment is delivered to BellSouth's Remote Site Location and shall remain in effect for the term of this Attachment or until all of ReTel's property has been removed from BellSouth's Remote Site Location, whichever period is longer. If ReTel fails to maintain required coverage, BellSouth may pay the premiums thereon and seek reimbursement of same from ReTel.
- 9.5 ReTel shall submit certificates of insurance reflecting the coverage required pursuant to this Section a minimum of ten (10) business days prior to the commencement of any work in the Remote Collocation Space. Failure to meet this interval may result in construction and equipment installation delays. ReTel shall arrange for BellSouth to receive thirty (30) business days' advance notice of cancellation from ReTel's insurance company. ReTel shall forward a certificate of insurance and notice of cancellation/non-renewal to BellSouth at the following address:
- BellSouth Telecommunications, Inc.
Attn.: Risk Management Coordinator
17H53 BellSouth Center
675 W. Peachtree Street
Atlanta, Georgia 30375
- 9.6 ReTel must conform to recommendations made by BellSouth's fire insurance company to the extent BellSouth has agreed to, or shall hereafter agree to, such recommendations.
- 9.7 Self-Insurance. If ReTel's net worth exceeds five hundred million dollars (\$500,000,000), ReTel may elect to request self-insurance status in lieu of obtaining any of the insurance required in Sections 9.2.1 and 9.2.2. ReTel shall provide audited financial statements to BellSouth thirty (30) calendar days prior to the commencement of any work in the Remote Collocation Space. BellSouth shall then review such audited financial statements and respond in writing to ReTel in the event that self-

insurance status is not granted to ReTel. If BellSouth approves ReTel for self-insurance, ReTel shall annually furnish to BellSouth, and keep current, evidence of such net worth that is attested to by one of ReTel's corporate officers. The ability to self-insure shall continue so long as ReTel meets all of the requirements of this Section. If ReTel subsequently no longer satisfies this Section, ReTel is required to purchase insurance as indicated by Sections 9.2.1 and Section 9.2.2.

- 9.8 The net worth requirements set forth in Section 9.7 may be increased by BellSouth from time to time during the term of this Attachment upon thirty (30) calendar days' notice to ReTel to at least such minimum limits as shall then be customary with respect to comparable occupancy of BellSouth structures.
- 9.9 Failure to comply with the provisions of this Section will be deemed a material breach of this Attachment.

10. Mechanics Liens

- 10.1 If any mechanics lien or other liens shall be filed against property of either Party (BellSouth or ReTel), or any improvement thereon by reason of or arising out of any labor or materials furnished or alleged to have been furnished or to be furnished to or for the other Party or by reason of any changes, or additions to said property made at the request or under the direction of the other Party, the other Party directing or requesting those changes shall, within thirty (30) business days after receipt of written notice from the Party against whose property said lien has been filed, either pay such lien or cause the same to be bonded off the affected property in the manner provided by law. The Party causing said lien to be placed against the property of the other shall also defend, at its sole cost and expense, on behalf of the other, any action, suit or proceeding which may be brought for the enforcement of such liens and shall pay any damage and discharge any judgment entered thereon.

11. Inspections

- 11.1 BellSouth may conduct an inspection of ReTel's equipment and facilities in the Remote Collocation Space(s) prior to the activation of facilities between ReTel's equipment and equipment of BellSouth. BellSouth may conduct an inspection if ReTel adds equipment and may otherwise conduct routine inspections at reasonable intervals mutually agreed upon by the Parties. BellSouth shall provide ReTel with a minimum of forty-eight (48) hours or two (2) business days, whichever is greater, advance notice of all such inspections. All costs of such inspection shall be borne by BellSouth.

12. Security and Safety Requirements

- 12.1 Unless otherwise specified, ReTel will be required, at its own expense, to conduct a statewide investigation of criminal history records for each ReTel employee hired in the past five years being considered for work on the BellSouth Remote Site Location, for the states/counties where the ReTel employee has worked and lived for the past

five years. Where state law does not permit statewide collection or reporting, an investigation of the applicable counties is acceptable. ReTel shall not be required to perform this investigation if an affiliated company of ReTel has performed an investigation of the ReTel employee seeking access, if such investigation meets the criteria set forth above. This requirement will not apply if ReTel has performed a pre-employment statewide investigation of criminal history records of the ReTel employee for the states/counties where the ReTel employee has worked and lived for the past five years or, where state law does not permit a statewide investigation, an investigation of the applicable counties.

- 12.2 ReTel will be required to administer to their personnel assigned to the BellSouth Premises security training either provided by BellSouth, or meeting criteria defined by BellSouth.
- 12.3 ReTel shall provide its employees and agents with picture identification, which must be worn, and visible at all times while in the Remote Collocation Space or other areas in or around the Remote Site Location. The photo Identification card shall bear, at a minimum, the employee's name and photo, and ReTel's name. BellSouth reserves the right to remove from its Remote Site Location any employee of ReTel not possessing identification issued by ReTel or who have violated any of BellSouth's policies as outlined in the CLEC Security Training documents. ReTel shall hold BellSouth harmless for any damages resulting from such removal of its personnel from BellSouth Remote Site Location. ReTel shall be solely responsible for ensuring that any Guest(s) of ReTel is in compliance with all subsections of this Section.
- 12.4 ReTel shall not assign to the BellSouth Remote Site Location any personnel with records of felony criminal convictions. ReTel shall not assign to the BellSouth Remote Site Location any personnel with records of misdemeanor convictions, except for misdemeanor traffic violations, without advising BellSouth of the nature and gravity of the offense(s). BellSouth reserves the right to refuse access to any ReTel personnel who have been identified to have misdemeanor criminal convictions. Notwithstanding the foregoing, in the event that ReTel chooses not to advise BellSouth of the nature and gravity of any misdemeanor conviction, ReTel may, in the alternative, certify to BellSouth that it shall not assign to the BellSouth Remote Site Location any personnel with records of misdemeanor convictions (other than misdemeanor traffic violations).
- 12.4.1 ReTel shall not knowingly assign to the BellSouth Remote Site Location any individual who was a former employee of BellSouth and whose employment with BellSouth was terminated for a criminal offense whether or not BellSouth sought prosecution of the individual for the criminal offense.
- 12.4.2 ReTel shall not knowingly assign to the BellSouth Remote Site Location any individual who was a former supplier of BellSouth and whose access to a BellSouth

Remote Site Location was revoked due to commission of a criminal offense whether or not BellSouth sought prosecution of the individual for the criminal offense.

- 12.5 For each ReTel employee or agent hired by ReTel within five years of being considered for work on the BellSouth Remote Site Location, who requires access to a BellSouth Remote Site Location pursuant to this Attachment, ReTel shall furnish BellSouth, prior to an employee gaining such access, a certification that the aforementioned background check and security training were completed. The certification will contain a statement that no felony convictions were found and certifying that the security training was completed by the employee. If the employee's criminal history includes misdemeanor convictions, ReTel will disclose the nature of the convictions to BellSouth at that time. In the alternative, ReTel may certify to BellSouth that it shall not assign to the BellSouth Remote Site Location any personnel with records of misdemeanor convictions other than misdemeanor traffic violations.
- 12.5.1 For all other ReTel employees requiring access to a BellSouth Remote Site Location pursuant to this Attachment, ReTel shall furnish BellSouth, prior to an employee gaining such access, a certification that the employee is not subject to the requirements of Section 12.5 above and that security training was completed by the employee.
- 12.6 At BellSouth's request, ReTel shall promptly remove from BellSouth's Remote Site Location any employee of ReTel BellSouth does not wish to grant access to its Remote Site Location 1) pursuant to any investigation conducted by BellSouth or 2) prior to the initiation of an investigation if an employee of ReTel is found interfering with the property or personnel of BellSouth or another collocated telecommunications carrier, provided that an investigation shall promptly be commenced by BellSouth.
- 12.7 Security Violations. BellSouth reserves the right to interview ReTel's employees, agents, or suppliers in the event of wrongdoing in or around BellSouth's property or involving BellSouth's or another collocated telecommunications carrier's property or personnel, provided that BellSouth shall provide reasonable notice to ReTel's Security representative of such interview. ReTel and its suppliers shall reasonably cooperate with BellSouth's investigation into allegations of wrongdoing or criminal conduct committed by, witnessed by, or involving ReTel's employees, agents, or suppliers. Additionally, BellSouth reserves the right to bill ReTel for all reasonable costs associated with investigations involving its employees, agents, or suppliers if it is established and mutually agreed in good faith that ReTel's employees, agents, or suppliers are responsible for the alleged act. BellSouth shall bill ReTel for BellSouth property, which is stolen or damaged where an investigation determines the culpability of ReTel's employees, agents, or suppliers and where ReTel agrees, in good faith, with the results of such investigation. ReTel shall notify BellSouth in writing immediately in the event that ReTel discovers one of its employees already working on the BellSouth Remote Site Location is a possible security risk. Upon request of the other Party, the Party who is the employer shall discipline consistent with its employment practices, up to and including removal from BellSouth's Remote Site Location, any

employee found to have violated the security and safety requirements of this section. ReTel shall hold BellSouth harmless for any damages resulting from such removal of its personnel from BellSouth's Remote Site Location.

- 12.8 Use of Supplies. Unauthorized use of telecommunications equipment or supplies by either Party, whether or not used routinely to provide telephone service (e.g. plug-in cards,) will be strictly prohibited and handled appropriately. Costs associated with such unauthorized use may be charged to the offending Party, as may be all associated investigative costs.
- 12.9 Use of Official Lines. Except for non-toll calls necessary in the performance of their work, neither Party shall use the telephones of the other Party on the BellSouth Remote Site Location. Charges for unauthorized telephone calls may be charged to the offending Party, as may be all associated investigative costs.
- 12.10 Accountability. Full compliance with the Security requirements of this Section shall in no way limit the accountability of either Party to the other for the improper actions of its employees.

13. Destruction of Remote Collocation Space

- 13.1 In the event a Remote Collocation Space is wholly or partially damaged by fire, windstorm, tornado, flood or by similar causes to such an extent as to be rendered wholly unsuitable for ReTel's permitted use hereunder, then either Party may elect within ten (10) calendar days after such damage, to terminate this Attachment with respect to the affected Remote Collocation Space, and if either Party shall so elect, by giving the other written notice of termination, both Parties shall stand released of and from further liability under the terms hereof with respect to such Remote Collocation Space. If the Remote Collocation Space shall suffer only minor damage and shall not be rendered wholly unsuitable for ReTel's permitted use, or is damaged and the option to terminate is not exercised by either Party, BellSouth covenants and agrees to proceed promptly without expense to ReTel, except for improvements not to the property of BellSouth, to repair the damage. BellSouth shall have a reasonable time within which to rebuild or make any repairs, and such rebuilding and repairing shall be subject to delays caused by storms, shortages of labor and materials, government regulations, strikes, walkouts, and causes beyond the control of BellSouth, which causes shall not be construed as limiting factors, but as exemplary only. ReTel may, at its own expense, accelerate the rebuild of its Remote Collocation Space and equipment provided however that a BellSouth Certified Supplier is used and the necessary space preparation has been completed. Rebuild of equipment must be performed by a BellSouth Certified Vendor. If ReTel's acceleration of the project increases the cost of the project, then those additional charges will be incurred by ReTel. Where allowed and where practical, ReTel may erect a temporary facility while BellSouth rebuilds or makes repairs. In all cases where the Remote Collocation Space shall be rebuilt or repaired, ReTel shall be entitled to an equitable abatement of rent and other charges, depending upon the unsuitability of the Remote Collocation Space for ReTel's

permitted use, until such Remote Collocation Space is fully repaired and restored and ReTel's equipment installed therein (but in no event later than thirty (30) calendar days after the Remote Collocation Space is fully repaired and restored). Where ReTel has placed a Remote Site Adjacent Arrangement pursuant to Section 3.4, ReTel shall have the sole responsibility to repair or replace said Remote Site Adjacent Arrangement provided herein. Pursuant to this Section, BellSouth will restore the associated services to the Remote Site Adjacent Arrangement.

14. Eminent Domain

- 14.1 If the whole of a Remote Collocation Space or Remote Site Adjacent Arrangement shall be taken by any public authority under the power of eminent domain, then this Attachment shall terminate with respect to such Remote Collocation Space or Remote Site Adjacent Arrangement as of the day possession shall be taken by such public authority and rent and other charges for the Remote Collocation Space or Remote Site Adjacent Arrangement shall be paid up to that day with proportionate refund by BellSouth of such rent and charges as may have been paid in advance for a period subsequent to the date of the taking. If any part of the Remote Collocation Space or Remote Site Adjacent Arrangement shall be taken under eminent domain, BellSouth and ReTel shall each have the right to terminate this Attachment with respect to such Remote Collocation Space or Remote Site Adjacent Arrangement and declare the same null and void, by written notice of such intention to the other Party within ten (10) calendar days after such taking.

15. Nonexclusivity

- 15.1 ReTel understands that this Attachment is not exclusive and that BellSouth may enter into similar agreements with other Parties. Assignment of space pursuant to all such agreements shall be determined by space availability and made on a first come, first served basis.

ENVIRONMENTAL AND SAFETY PRINCIPLES

The following principles provide basic guidance on environmental and safety issues when applying for and establishing Physical Collocation arrangements.

1. GENERAL PRINCIPLES

- 1.1 Compliance with Applicable Law. BellSouth and ReTel agree to comply with applicable federal, state, and local environmental and safety laws and regulations including U.S. Environmental Protection Agency (USEPA) regulations issued under the Clean Air Act (CAA), Clean Water Act (CWA), Resource Conservation and Recovery Act (RCRA), Comprehensive Environmental Response, Compensation and Liability Act (CERCLA), Superfund Amendments and Reauthorization Act (SARA), the Toxic Substances Control Act (TSCA), and OSHA regulations issued under the Occupational Safety and Health Act of 1970, as amended and NFPA and National Electrical Codes (NEC) and the NESC (Applicable Laws). Each Party shall notify the other if compliance inspections are conducted by regulatory agencies and/or citations are issued that relate to any aspect of this Attachment.
- 1.2 Notice. BellSouth and ReTel shall provide notice to the other, including Material Safety Data Sheets (MSDSs), of known and recognized physical hazards or Hazardous Chemicals existing on site or brought on site. A Hazardous Chemical inventory list is posted on an OSHA Poster and updated annually at each Central Office. This Poster is normally located near the front entrance of the building or in the lounge area. Each Party is required to provide specific notice for known potential Imminent Danger conditions. ReTel should contact 1-800-743-6737 for any BellSouth MSDS required.
- 1.3 Practices/Procedures. BellSouth may make available additional environmental control procedures for ReTel to follow when working at a BellSouth Remote Site Location (See Section 2, below). These practices/procedures will represent the regular work practices required to be followed by the employees and suppliers of BellSouth for environmental protection. ReTel will require its suppliers, agents and others accessing the BellSouth Remote Site Location to comply with these practices. Section 2 lists the Environmental categories where BellSouth practices should be followed by ReTel when operating in the BellSouth Remote Site Location.
- 1.4 Environmental and Safety Inspections. BellSouth reserves the right to inspect the ReTel space with proper notification. BellSouth reserves the right to stop any ReTel work operation that imposes Imminent Danger to the environment, employees or other persons in the area or Remote Site Location.
- 1.5 Hazardous Materials Brought On Site. Any hazardous materials brought into, used, stored or abandoned at the BellSouth Remote Site Location by ReTel are owned by ReTel. ReTel will indemnify BellSouth for claims, lawsuits or damages to persons or property caused by these materials. Without prior written BellSouth approval, no substantial new safety or environmental hazards can be created by ReTel or different hazardous materials used by ReTel at the BellSouth Remote Site Location. ReTel must demonstrate adequate emergency response capabilities for its materials used or remaining at the BellSouth Remote Site Location.

- 1.6 Spills and Releases. When contamination is discovered at a BellSouth Remote Site Location, either Party discovering the condition must notify the other Party. All Spills or Releases of regulated materials will immediately be reported by ReTel to BellSouth.
- 1.7 Coordinated Environmental Plans and Permits. BellSouth and ReTel will coordinate plans, permits or information required to be submitted to government agencies, such as emergency response plans, spill prevention control and countermeasures (SPCC) plans and community reporting. If fees are associated with filing, BellSouth and ReTel will develop a cost sharing procedure. If BellSouth's permit or EPA identification number must be used, ReTel must comply with all of BellSouth's permit conditions and environmental processes, including environmental "best management practices (BMP)" (see Section 2, below) and/or selection of BellSouth disposition vendors and disposal sites.
- 1.8 Environmental and Safety Indemnification. BellSouth and ReTel shall indemnify, defend and hold harmless the other Party from and against any claims (including, without limitation, third-party claims for personal injury or death or real or personal property damage), judgments, damages, (including direct and indirect damages, and punitive damages), penalties, fines, forfeitures, costs, liabilities, interest and losses arising in connection with the violation or alleged violation of any Applicable Law or contractual obligation or the presence or alleged presence of contamination arising out of the acts or omissions of the indemnifying Party, its agents, suppliers, or employees concerning its operations at the Remote Site Location.

2. CATEGORIES FOR CONSIDERATION OF ENVIRONMENTAL ISSUES

- 2.1 When performing functions that fall under the following Environmental categories on BellSouth's Remote Site Location, ReTel agrees to comply with the applicable sections of the current issue of BellSouth's Environmental and Safety Methods and Procedures (M&Ps), incorporated herein by this reference. ReTel further agrees to cooperate with BellSouth to ensure that ReTel's employees, agents, and/or suppliers are knowledgeable of and satisfy those provisions of BellSouth's Environmental M&Ps which apply to the specific Environmental function being performed by ReTel. its employees, agents and/or suppliers.
- 2.1.1 The most current version of reference documentation must be requested from ReTel's BellSouth Account Team Collocation Coordinator (ATCC) Representative.

ENVIRONMENTAL CATEGORIES	ENVIRONMENTAL ISSUES	ADDRESSED BY THE FOLLOWING DOCUMENTATION
Disposal of hazardous material or other	Compliance with all applicable local, state, &	<ul style="list-style-type: none"> • Std T&C 450

<p>regulated material (e.g. batteries, fluorescent tubes, solvents & cleaning materials)</p>	<p>federal laws and regulations</p> <p>Pollution liability insurance</p> <p>EVET approval of supplier</p>	<ul style="list-style-type: none"> • Fact Sheet Series 17000 • Std T&C 660-3 • Approved Environmental Vendor List (Contact ATCC Representative)
<p>Emergency response</p>	<p>Hazmat/waste release/spill fire safety emergency</p>	<ul style="list-style-type: none"> • Fact Sheet Series 1700 • Building Emergency Operations Plan (EOP) (specific to and located on Remote Site Location)
<p>Contract labor/outsourcing for services with environmental implications to be performed on BellSouth Remote Site Location (e.g., disposition of hazardous material/waste; maintenance of storage tanks)</p>	<p>Compliance with all applicable local, state, & federal laws and regulations</p> <p>Performance of services in accordance with BST's environmental M&Ps</p> <p>Insurance</p>	<ul style="list-style-type: none"> • Std T&C 450 • Std T&C 450-B • (Contact ATCC Representative for copy of appropriate E/S M&Ps.) • Std T&C 660
<p>Transportation of hazardous material</p>	<p>Compliance with all applicable local, state, & federal laws and regulations</p> <p>Pollution liability insurance</p> <p>EVET approval of supplier</p>	<ul style="list-style-type: none"> • Std T&C 450 • Fact Sheet Series 17000 • Std T&C 660-3 • Approved Environmental Vendor List (Contact ATCC Representative)
<p>Maintenance/operations work which may produce a waste</p> <p>Other maintenance work</p>	<p>Compliance with all applicable local, state, & federal laws and regulations</p> <p>Protection of BST employees and equipment</p>	<ul style="list-style-type: none"> • Std T&C 450 • 29CFR 1910.147 (OSHA Standard) • 29CFR 1910 Subpart O (OSHA Standard)
<p>Janitorial services</p>	<p>All waste removal and disposal must conform to all applicable federal, state and local regulations</p> <p>All Hazardous Material and Waste</p> <p>Asbestos notification and protection of employees and equipment</p>	<ul style="list-style-type: none"> • –Procurement Manager (CRES Related Matters)-BST Supply Chain Services • Fact Sheet Series 17000 • GU-BTEN-001BT, Chapter 3 • BSP 010-170-001BS (Hazcom)
<p>Manhole cleaning</p>	<p>Compliance with all applicable local, state, & federal laws and regulations</p> <p>Pollution liability insurance</p> <p>EVET approval of supplier</p>	<ul style="list-style-type: none"> • Std T&C 450 • Fact Sheet 14050 • BSP 620-145-011PR Issue A, August 1996 • Std T&C 660-3 <p>Approved Environmental Vendor List (Contact ATCC Representative)</p>
<p>Removing or disturbing building materials that may contain asbestos</p>	<p>Asbestos work practices</p>	<p>GU-BTEN-001BT, Chapter 3 For questions regarding removing or disturbing materials that contain asbestos, call the BST Bldg Svc Cntr: FL (local area code) 780-2740</p>

3. DEFINITIONS

Generator. Under RCRA, the person whose act produces a Hazardous Waste, as defined in 40 CFR 261, or whose act first causes a Hazardous Waste to become subject to regulation. The Generator is legally responsible for the proper management and disposal of Hazardous Wastes in accordance with regulations.

Hazardous Chemical. As defined in the U.S. Occupational Safety and Health (OSHA) hazard communication standard (29 CFR 1910.1200), any chemical which is a health hazard or physical hazard.

Hazardous Waste. As defined in section 1004 of RCRA.

Imminent Danger. Any conditions or practices at a remote site location which are such that a danger exists which could reasonably be expected to cause immediate death or serious harm to people or immediate significant damage to the environment or natural resources.

Spill or Release. As defined in Section 101 of CERCLA.

4. ACRONYMS

ATCC – Account Team Collocation Coordinator

BST – BellSouth Telecommunications

CRES – Corporate Real Estate and Services (formerly PS&M)

DEC/LDEC - Department Environmental Coordinator/Local Department Environmental Coordinator

E/S – Environmental/Safety

EVET - Environmental Vendor Evaluation Team

GU-BTEN-001BT - BellSouth Environmental Methods and Procedures

NESC - National Electrical Safety Codes

P&SM - Property & Services Management

Std T&C - Standard Terms & Conditions

COLLOCATION - Florida																		
CATEGORY	RATE ELEMENTS	Interim	Zone	BCS	USOC	RATES (\$)				Svc Order Submitted Elec per LSR	Svc Order Submitted Manually per LSR	Attachment: 4		Exhibit B				
						Rec	Nonrecurring		NRC Disconnect			SOMEc	SOMAN	SOMAN	SOMAN	SOMAN	SOMAN	
							First	Add'l	First									Add'l
PHYSICAL COLLOCATION																		
	Physical Collocation 2W Cross Connect, Exchange Port 2W Analog-Res			UEPSR	PE1R2	0.0276	8.22	7.22			11.90							
	Physical Collocation 2W Cross Connect, Exchange Port 2W Line Side PBX Trunk-Bus			UEPSP	PE1R2	0.0276	8.22	7.22			11.90							
	Physical Collocation 2W Cross Connect, Exchange Port 2W VG PBX Trunk-Res			UEPSE	PE1R2	0.0276	8.22	7.22			11.90							
	Physical Collocation 2W Cross Connect, Exchange Port 2W Analog-Bus			UEPSB	PE1R2	0.0276	8.22	7.22			11.90							
	Physical Collocation 2W Cross Connect, Exchange Port 2W ISDN			UEPSX	PE1R2	0.0276	8.22	7.22			11.90							
	Physical Collocation 2W Cross Connect, Exchange Port 2W ISDN			UEPTX	PE1R2	0.0276	8.22	7.22			11.90							
	Physical Collocation 4W Cross Connect, Exchange Port 4W ISDN DS1			UEPEX	PE1R4	0.0552	8.42	7.36			11.90							
PHYSICAL COLLOCATION																		
	Physical Collocation-Application Fee-Initial			CLO	PE1BA		2,597.00											
	Physical Collocation-Application Fee-Subsequent			CLO	PE1CA		2,236.00											
	Physical Collocation-Administrative Only-Application Fee			CLO	PE1BL		742.00											
	Physical Collocation-Space Preparation-Firm Order Processing			CLO	PE1SJ		288.93											
	Physical Collocation-Space Preparation-CO Modification per Sq Ft			CLO	PE1SK	2.38												
	Physical Collocation-Space Preparation-Common Systems Modification per Cage			CLO	PE1SM	92.55												
	Physical Collocation-Cable Installation per Cable			CLO	PE1BD		1,750.00		45.16									
	Physical Collocation-Floor Space per Sq Ft			CLO	PE1PJ	7.86												
	Physical Collocation-Cable Support Structure, Per Entrance Cable			CLO	PE1PM	18.96												
	Physical Collocation-Power, per Fused Amp			CLO	PE1PL	7.80												
	Physical Collocation-Power Reduction, Application Fee			CLO	PE1PR		399.43											
	Physical Collocation-120V, Single Phase Standby Power Rate			CLO	PE1FB	5.38												
	Physical Collocation-240V, Single Phase Standby Power Rate			CLO	PE1FD	10.77												
	Physical Collocation-120V, Three Phase Standby Power Rate			CLO	PE1FE	16.15												
	Physical Collocation-277V, Three Phase Standby Power Rate			CLO	PE1FG	37.30												
	Physical Collocation-2W Cross-Connects			UEANL,UEA,UDN,UDC,UAL,UHL,UCL,UEQ,UDL,UNCVX,UNLDX,UNCNX	PE1P2	0.0276	8.22	7.22	5.74	4.58								
	Physical Collocation-4W Cross-Connects			CLO,UAL,UDL,UDN,UEA,UHL,UNCVX,UNCDX,UCL	PE1P4	0.0552	8.42	7.36	5.90	4.66								
	Physical Collocation-DS1 Cross-Connects			CLO,UEANL,UEQ,WDS1L,WDS1S,USL,U1TD1,UXTD1,UNC1X,ULDD1,USLEL,UNLD1,UDL	PE1P1	1.32	27.77	15.52	5.93	4.77								
	Physical Collocation-DS3 Cross-Connects			CLO,UE3,U1TD3,UXTD3,UXTS1,UNC3X,UNC3X,ULDD3,U1TS1,ULDS1,UNLD3,UDL	PE1P3	16.81	25.48	14.05	7.77	5.01								
	Physical Collocation-2-Fiber Cross-Connect			CLO,ULDO3,ULD12,ULD48,U1TO3,U1T12,U1T48,UDLO3,UDL12,UDF	PE1F2	3.34	41.94	30.52	13.91	11.16								
	Physical Collocation-4-Fiber Cross-Connect			CLO,ULDO3,ULD12,ULD48,U1TO3,U1T12,U1T48,UDLO3,UDL12,UDF	PE1F4	5.92	51.30	39.87	18.29	15.54								
	Physical Collocation-Welded Wire Cage-First 100 Sq Ft			CLO	PE1BW	189.45												
	Physical Collocation-Welded Wire Cage-Add'l 50 Sq Ft			CLO	PE1CW	18.58												
	Physical Collocation-Security System Per CO Per Assignable Sq Ft			CLO	PE1AY	0.0105												
	Physical Collocation-Security Access System-New Access Card Activation, per Card			CLO	PE1A1	0.0577	55.80											
	Physical Collocation-Security Access System-Administrative Change, existing Access Card, per Request, per State, per Card			CLO	PE1AA		15.65											
	Physical Collocation-Security Access System-Replace Lost or Stolen Card, per Card			CLO	PE1AR		45.75											
	Physical Collocation-Security Access-Initial Key, per Key			CLO	PE1AK		26.30											

COLLOCATION - Florida														Attachment 4		Exhibit: B						
CATEGORY	RATE ELEMENTS	Interim	Zone	BCS	USOC	RATES (\$)	Svc Order Submitted per Elec per LSR	Svc Order Submitted Manually per LSR	Incremental Charge - Manual Svc Order vs Electronic-1st	Incremental Charge - Manual Svc Order vs Electronic-Add'l	Incremental Charge - Manual Svc Order vs Electronic-Disc 1st	Incremental Charge - Manual Svc Order vs Electronic-Disc Add'l	OSS Rates (\$)									
													Rec	Nonrecurring		NRC Disconnect		SOMEC	SOMAN	SOMAN	SOMAN	SOMAN
														First	Add'l	First	Add'l					
	Physical Collocation-Security Access-Key, Replace Lost or Stolen Key, per			CLO	PE1AL	26 30																
	Physical Collocation-Space Availability Report per premises			CLO	PE1SR	2 159 00																
	POT Bay Arrangements prior to 6/1/99-2W Cross-Connect, per cross-connect	I		UEANL,UEA,UDN,UDC, UAL,UHL,UCL,UEQ,CL O,UOL,UNCVX,UNCDX, UNCNX	PE1PE	0 00																
	POT Bay Arrangements prior to 6/1/99-4W Cross-Connect, per cross-connect	I		UEANL,UEA,UDN,UDC, UAL,UHL,UCL,UEQ,CL O,UOL,UNCVX,UNCDX, UNCNX	PE1PF	0 00																
	POT Bay Arrangements prior to 6/1/99-DS1 Cross-Connect, per cross-connect	I		UEANL,UEA,UDN,UDC, UAL,UHL,UCL,UEQ,CL O,WDS1L,WDS1S,USL, U1TD1,UXTD1,UNC1X, ULDD1,USLEL,UNLD1	PE1PG	0 00																
	POT Bay Arrangements prior to 6/1/99-DS3 Cross-Connect, per cross-connect	I		UEANL,UEA,UDN,UDC, UAL,UHL,UCL,UEQ,CL O,UE3,U1TD3,UXTD3,U XTS1,UNC3X,UNC3X,U LDD3,U1TS1,ULDS1,U NLD3,UDL,UDLSX	PE1PH	0 00																
	POT Bay Arrangements prior to 6/1/99-2-Fiber Cross-Connect, per cross-connect	I		UEANL,UEA,UDN,UDC, UAL,UHL,UCL,UEQ,CL O,ULDO3,ULD12,ULD4 8,U1TO3,U1T12,U1T48, UDLO3,UDL12,UDF	PE1B2	0 00																
	POT Bay Arrangements prior to 6/1/99-4-Fiber Cross-Connect, per cross-connect	I		UEANL,UEA,UDN,UDC, UAL,UHL,UCL,UEQ,CL O,ULDO3,ULD12,ULD4 8,U1TO3,U1T12,U1T48, UDLO3,UDL12,UDF	PE1B4	0 00																
	Physical Collocation-Request Resend of CFA Information, per CLI	I		CLO	PE1C9																	
	NRC Collocation Cable Records-per request			CLO	PE1CR	1,525 00	980 22	267 08														
	NRC Collocation Cable Records-VG/DS0 Cable, per cable record			CLO	PE1CD	656 50	656 50	379 78														
	NRC Collocation Cable Records-VG/DS0 Cable, per each 100 Pr			CLO	PE1CO		9 66	11 84	11 84													
	NRC Collocation Cable Records-DS1, per T1T1E			CLO	PE1C1		4 52	4 52	5 54	5 54												
	NRC Collocation Cable Records-DS3, per T3T1E			CLO	PE1C3		15 82	19 40	19 40													
	NRC Collocation Cable Records-Fiber Cable per 99 fiber records			CLO	PE1CB		169 67	169 67	154 89	154 89												
	Physical Collocation-Security Escort-Basic, Per Quarter Hour			CLO	PE1BQ		10 89															
	Physical Collocation-Security Escort-Overtime, Per Quarter Hour			CLO	PE1OQ		13 64															
	Physical Collocation-Security Escort-Premium, Per Quarter Hour			CLO	PE1PQ		16 40															
	Physical Collocation-Security Escort-Basic, per Half Hour			CLO,CLORS	PE1BT		33 99	21 54														
	Physical Collocation-Security Escort-Overtime, per Half Hour			CLO,CLORS	PE1OT		44 27	27 82														
	Physical Collocation-Security Escort-Premium, per Half Hour			CLO,CLORS	PE1PT		54 55	34 10														
	V to P Conversion, Per Customer Request-VG	I		CLO	PE1BV		33 00															
	V to P Conversion, Per Customer Request-DS0	I		CLO	PE1BQ		33 00															
	V to P Conversion, Per Customer Request-DS1	I		CLO	PE1B1		52 00															
	V to P Conversion, Per Customer request-DS3	I		CLO	PE1B3		52 00															
	V to P Conversion, Per Customer Request per VG Circuit Reconfigured	I		CLO	PE1BR		23 00															
	V to P Conversion, Per Customer Request per DS0 Circuit Reconfigured	I		CLO	PE1BF		23 00															
	V to P Conversion, Per Customer Request per DS1 Circuit Reconfigured	I		CLO	PE1BS		33 00															
	V to P Conversion, Per Customer Request per DS3 Circuit Reconfigured	I		CLO	PE1BE		37 00															
	V to P Conversion, Cable Pns Assigned to Collo Space per 700 prs or fraction thereof	I		CLO	PE1B7		592 00															
	Physical Collocation-Co-Carrier Cross Connects-Fiber Cable Support Structure, per cable, per linear ft			CLO,UDF	PE1ES	0 001																
	Physical Collocation-Co-Carrier Cross Connects-Copper/Coax Cable Support Structure, per cable, per lin ft			CLO,UE3,USL	PE1DS	0 0014																
	Physical Collocation-Co-Carrier Cross Connects Only-Application Fee, per application			CLO	PE1DT	584 11																

ADJACENT COLLOCATION

COLLOCATION - Florida																		
CATEGORY	RATE ELEMENTS	Interim	Zone	BCS	USOC	RATES (\$)				Svc Order Submitted Elec per LSR	Svc Order Submitted Manually per LSR	Attachment 4		Exhibit B				
						Rec	Nonrecurring		NRC Disconnect			SOMEK	SOMAN	SOMAN	SOMAN	SOMAN	SOMAN	
							First	Add'l	First									Add'l
												OSS Rates (\$)						
												SOMEK	SOMAN	SOMAN	SOMAN			
	Adjacent Collocation-Space Charge per Sq Ft			CLOAC	PE1JA	0.1835												
	Adjacent Collocation-Electrical Facility Charge per Linear Ft			CLOAC	PE1JC	5.11												
	Adjacent Collocation-2W Cross-Connects			CLOAC	PE1P2	0.0213	24.69	23.69	11.77	10.62								
	Adjacent Collocation-4W Cross-Connects			UEA,UHL,UDL,UCL,ULOAC	PE1P4	0.0426	24.88	23.83	12.04	10.80								
	Adjacent Collocation-DS1 Cross-Connects			USL,CLOAC	PE1P1	1.22	44.24	31.98	12.07	10.91								
	Adjacent Collocation-DS3 Cross-Connects			CLOAC	PE1P3	16.56	41.94	30.52	13.91	11.15								
	Adjacent Collocation-2-Fiber Cross-Connect			CLOAC	PE1F2	2.81	41.94	30.52	13.91	11.16								
	Adjacent Collocation-4-Fiber Cross-Connect			CLOAC	PE1F4	5.36	51.30	39.87	18.29	15.54								
	Adjacent Collocation-Application Fee			CLOAC	PE1JB		2,785.00											
	Adjacent Collocation-120V, Single Phase Standby Power Rate per AC Breaker Amp			CLOAC	PE1FB	5.38												
	Adjacent Collocation-240V, Single Phase Standby Power Rate per AC Breaker Amp			CLOAC	PE1FD	10.77												
	Adjacent Collocation-120V, Three Phase Standby Power Rate per AC Breaker Amp			CLOAC	PE1FE	16.15												
	Adjacent Collocation-277V, Three Phase Standby Power Rate per AC Breaker Amp			CLOAC	PE1FG	37.30												
	Adjacent Collocation-Cable Support Structure per Entrance Cable		I	CLOAC	PE1PM	18.96												
PHYSICAL COLLOCATION IN THE REMOTE SITE																		
	Physical Collocation in the Remote Site-Application Fee			CLOAS	PE1RA		617.91		328.81									
	Cabinet Space in the Remote Site per Bay/ Rack			CLOAS	PE1RB	219.49												
	Physical Collocation in the Remote Site-Security Access-Key			CLOAS	PE1RD		26.30											
	Physical Collocation in the Remote Site-Space Availability Report per Premises Requested			CLOAS	PE1SR		232.69											
	Physical Collocation in the Remote Site-Remote Site CLLI Code Request, per CLLI Code Requested			CLOAS	PE1RE		75.41											
	Remote Site DLEC Data (BRSD), per Compact Disk, per CO			CLOAS	PE1RR		233.51											
PHYSICAL COLLOCATION IN THE REMOTE SITE - ADJACENT																		
	Remote Site-Adjacent Collocation-AC Power, per breaker amp			CLOAS	PE1RS	6.27												
	Remote Site-Adjacent Collocation-Real Estate, per Sq Ft			CLOAS	PE1RT	0.134												
	Remote Site-Adjacent Collocation-Application Fee			CLOAS	PE1RU		755.62	755.62										
NOTE: If Security Escort and/or Add'l Engineering Fees become necessary for remote site collocation, the Parties will negotiate appropriate rates																		
VIRTUAL COLLOCATION																		
	Virtual Collocation-Application Fee/Planning Fee Initial Request			AMTFS	EAF		4,122.00				11.90							
	Virtual Collocation-Application Fee/Planning Fee Additional Entrance Cable Request			AMTFS	EAF		1,249.00				11.90							
	Virtual Collocation-Cable Installation Cost, per cable			AMTFS	ESPCX	12.45	965.00				11.90							
	Virtual Collocation-Floor Space, per Sq Ft			AMTFS	ESPVX	4.25												
	Virtual Collocation-Power, per fused amp			AMTFS	ESPAX	6.95												
	Virtual Collocation-Cable Support Structure, per entrance cable			AMTFS	ESPSX	13.35												
	Virtual Collocation-2W Cross Connects (loop)			UEANL,UEA,UDN,UDC,UAL,UHL,UCL,UEQ,AMTFS,UDL,UNCVX,UNC DX,UNCNX	UEAC2	0.0502	11.57	11.57			11.90							
	Virtual Collocation-4W Cross Connects (loop)			UEA,UHL,UCL,UDL,AMTFS,UAL,UDN,UNCVX,UNC DX	UEAC4	0.0502	11.57	11.57			11.90							
	Virtual Collocation-2-Fiber Cross Connects			AMTFS,UDL12,UDLO3,U1T48,U1T12,U1T03,ULD03,ULD12,ULD48,UDF	CNC2F	6.71	2,431.00				11.90							
	Virtual Collocation-4-Fiber Cross Connects			AMTFS,UDL12,UDLO3,U1T48,U1T12,U1T03,ULD03,ULD12,ULD48,UDF	CNC4F	6.71	2,431.00				11.90							
	Virtual collocation-Special Access & UNE cross-connect per DS1			USL,UCL,AMTFS,ULR,UXTD1,UNC1X,ULDD1,U1TD1,USLEL,UNLD1	CNC1X	7.50	155.00	14.00			11.90							

COLLOCATION - Florida														Attachment, 4		Exhibit: B	
CATEGORY	RATE ELEMENTS	Interim	Zone	BCS	USOC	RATES (\$)				Svc Order Submitted Elec per LSR	Svc Order Submitted Manually per LSR	Incremental Charge - Manual Svc Order vs Electronic-1st	Incremental Charge - Manual Svc Order vs Electronic-Add'l	Incremental Charge - Manual Svc Order vs Electronic-Disc 1st	Incremental Charge - Manual Svc Order vs Electronic-Disc Add'l		
						Rec	Nonrecurring		NRC Disconnect							OSS Rates (\$)	
						First	Add'l	First	Add'l	SOMEK	SOMAN	SOMAN	SOMAN	SOMAN	SOMAN		
	Virtual collocation-Special Access & UNE, cross-connect per DS3			USL ULC AMTFS,UE3, U1TD3,UXTS1,UXTD3, UNC3X,UNC3X.ULDD3, U1TS1,ULDS1,UDLSX UNLD3	CND3X	56 25	151 90	11 83				11 90					
	Virtual Collocation-Co-Carrier Cross Connects-Fiber Cable Support Structure, per linear foot			AMTFS,CLO	VE1CB	0 0028											
	Virtual Collocation-Co-Carrier Cross Connects-Copper/Coax Cable Support Structure, per linear ft			AMTFS,CLO	VE1CD	0 0041											
	Virtual Collocation-Co-Carrier Cross Connects-Fiber Cable Support Structure,per cable			AMTFS	VE1CC		535 54					11 90					
	Virtual Collocation-Co-Carrier Cross Connects-Copper/Coax Cable Support Structure, per cable			AMTFS	VE1CE		535 54					11 90					
	Virtual Collocation Cable Records-per request			AMTFS	VE1BA	1,525 00	1,525 00	267 08	267 08								
	Virtual Collocation Cable Records-VG/DS0 Cable, per cable record			AMTFS	VE1BB	656 50	656 50	379 78	379 78								
	Virtual Collocation Cable Records-VG/DS0 Cable, per each 100 Pr			AMTFS	VE1BC	9 66	9 66	11 84	11 84								
	Virtual Collocation Cable Records-DS1, per T1TIE			AMTFS	VE1BD	4 52	4 52	5 54	5 54								
	Virtual Collocation Cable Records-DS3, per T3TIE			AMTFS	VE1BE	15 82	15 82	19 40	19 40								
	Virtual Collocation Cable Records-Fiber Cable, per 99 fiber records			AMTFS	VE1BF	169 67	169 67	154 89	154 89								
	Virtual collocation-Security Escort-Basic, per quarter hour			AMTFS	SPTBQ	10 89						11 90					
	Virtual collocation-Security Escort-OverTime, per quarter hour			AMTFS	SPTOQ	13 64						11 90					
	Virtual collocation-Security Escort-Premium, per quarter hour			AMTFS	SPTPQ	16 40						11 90					
	Virtual Collocation-2W Cross Connects (loop), per ckts			AMTFS	VE1R2	0 05	11 57					11 90					
	Virtual Collocation-4W Cross Connects (loop), per ckts			AMTFS	VE1R4	0 05	11 57					11 90					
	Virtual Collocation-DS-1/DCS Cross Connects, PER CKTS			AMTFS	VE11S	8 09	69 64					11 90					
	Virtual Collocation-DS-1 DSX Cross Connects, PER CKTS			AMTFS	VE11X	0 41	69 64					11 90					
	Virtual Collocation-DS-3/DCS Cross Connects, PER CKT			AMTFS	VE13S	59 67	528 00					11 90					
	Virtual Collocation-DS-3/DSC Cross Connects, PER CKT			AMTFS	VE13X	10 08	528 00					11 90					
	Virtual collocation-Maintenance in CO-Basic, per quarter hour			AMTFS	SPTRE	10 89						11 90					
	Virtual collocation-Maintenance in CO-OverTime, per quarter hour			AMTFS	SPTOE	13 64						11 90					
	Virtual collocation-Maintenance in CO-Premium per quarter hour			AMTFS	SPTPE	16 40						11 90					
VIRTUAL COLLOCATION																	
	Virtual Collocation-2W Cross Connect, Exchange Port 2W Analog-Res			UEPSR	VE1R2	0 0502	11 57	11 57				11 90					
	Virtual Collocation 2W Cross Connect, Exchange Port 2W Line Side PBX Trunk-Bus			UEPSP	VE1R2	0 0502	11 57	11 57				11 90					
	Virtual Collocation 2W Cross Connect, Exchange Port 2W VG PBX Trunk-Res			UEPSE	VE1R2	0 0502	11 57	11 57				11 90					
	Virtual Collocation 2W Cross Connect, Exchange Port 2W Analog Bus			UEPSB	VE1R2	0 0502	11 57	11 57				11 90					
	Virtual Collocation 2W Cross Connect, Exchange Port 2W ISDN			UEPSX	VE1R2	0 0502	11 57	11 57				11 90					
	Virtual Collocation 2W Cross Connect, Exchange Port 2W ISDN			UEPTX	VE1R2	0 0502	11 57	11 57				11 90					
	Virtual Collocation 4W Cross Connect, Exchange Port 4W ISDN DS1			UEPEX	VE1R4	0 0502	11 57	11 57				11 90					

Note: Rates displaying an "R" in Interim column are interim and subject to rate true-up as set forth in General Terms and Conditions

Attachment 5
Access to Numbers and Number Portability

TABLE OF CONTENTS

1. NON-DISCRIMINATORY ACCESS TO TELEPHONE NUMBERS 3

2. LOCAL SERVICE PROVIDER NUMBER PORTABILITY - PERMANENT SOLUTION (LNP)..... 3

3. OPERATIONAL SUPPORT SYSTEM (OSS) RATES 4

ACCESS TO NUMBERS AND NUMBER PORTABILITY

1. NON-DISCRIMINATORY ACCESS TO TELEPHONE NUMBERS

- 1.1 During the term of this Agreement, where ReTel is utilizing its own switch, ReTel shall contact the ReTel Numbering Plan Administrator, NeuStar, for the assignment of numbering resources. In order to be assigned a Central Office Code, ReTel will be required to complete the Central Office Code (NXX) Assignment Request and Confirmation Form (Code Request Form) in accordance with Industry Numbering Committee's Central Office Code (NXX) Assignment Guidelines (INC 95-0407-008).
- 1.2 Where BellSouth provides local switching or resold services to ReTel, BellSouth will provide ReTel with on-line access to intermediate telephone numbers as defined by applicable FCC rules and regulations on a first come first served basis. ReTel acknowledges that such access to numbers shall be in accordance with the appropriate FCC rules and regulations. ReTel acknowledges that there may be instances where there is a shortage of telephone numbers in a particular rate center; and in such instances, BellSouth may request that ReTel return unused intermediate numbers to BellSouth. ReTel shall return unused intermediate numbers to BellSouth upon BellSouth's request. BellSouth shall make all such requests on a nondiscriminatory basis.
- 1.3 BellSouth will allow ReTel to designate up to 100 intermediate telephone numbers per rate center for ReTel's sole use. Assignment, reservation and use of telephone numbers shall be governed by applicable FCC rules and regulations. ReTel acknowledges that there may be instances where there is a shortage of telephone numbers in a particular rate center and BellSouth has the right to limit access to blocks of intermediate telephone numbers. These instances include: 1) where jeopardy status has been declared by the ReTel Numbering Plan (NANP) for a particular Numbering Plan Area (NPA); or 2) where a rate center has less than six months supply of numbering resources.

2. LOCAL SERVICE PROVIDER NUMBER PORTABILITY - PERMANENT SOLUTION (LNP)

- 2.1 The Parties will offer Number Portability in accordance with rules, regulations and guidelines adopted by the Commission, the FCC and industry forums.
- 2.2 End User Line Charge. Where ReTel subscribes to BellSouth's local switching, BellSouth shall bill and ReTel shall pay the end user line charge associated with implementing LNP as set forth in BellSouth's FCC Tariff No. 1. This charge is not subject to the resale discount set forth in Attachment 1 of this Agreement.
- 2.3 To limit service outage, BellSouth and ReTel will adhere to the process flows and cutover guidelines for porting numbers as outlined in the LNP Reference Guide, as

amended from time to time. The LNP Reference Guide, incorporated herein by reference, is accessible via the Internet at the following site:
<http://www.interconnection.bellsouth.com>. All intervals referenced in the LNP Reference Guide shall apply to both BellSouth and ReTel.

- 2.4 The Parties will set Location Routing Number (LRN) unconditional or 10-digit triggers where applicable. Where triggers are set, the porting Party will remove the ported number at the same time the trigger is removed.
- 2.5 A trigger order is a service order issued in advance of the porting of a number. A trigger order 1) initiates call queries to the AIN SS7 network in advance of the number being ported; and 2) provides for the new service provider to be in control of when a number ports.
- 2.6 Where triggers are not set, the Parties shall coordinate the porting of the number between service providers so as to minimize service interruptions to the End User.
- 2.7 BellSouth and ReTel will work cooperatively to implement changes to LNP process flows ordered by the FCC or as recommended by standard industry forums addressing LNP.

3. OPERATIONAL SUPPORT SYSTEM (OSS) RATES

- 3.1 The terms, conditions and rates for OSS are as set forth in Attachment 2.

Attachment 6
Pre-Ordering, Ordering, Provisioning,
Maintenance and Repair

TABLE OF CONTENTS

1. QUALITY OF PRE-ORDERING, ORDERING, PROVISIONING, MAINTENANCE AND REPAIR 3

2. ACCESS TO OPERATIONS SUPPORT SYSTEMS..... 3

3. MISCELLANEOUS 5

PRE-ORDERING, ORDERING, PROVISIONING, MAINTENANCE AND REPAIR

1. QUALITY OF PRE-ORDERING, ORDERING, PROVISIONING, MAINTENANCE AND REPAIR

- 1.1 BellSouth shall provide pre-ordering, ordering, provisioning, and maintenance and repair services to ReTel that are equivalent to the pre-ordering, ordering, provisioning, and maintenance and repair services BellSouth provides to itself or any other CLEC where technically feasible. The guidelines for pre-ordering, ordering, provisioning, and maintenance and repair are set forth in the various guides and business rules, as appropriate, and as they are amended from time to time during this Agreement. The guides and business rules are found at <http://www.interconnection.bellsouth.com> and are incorporated herein by reference.
- 1.2 BellSouth shall provision services during its regular working hours. To the extent ReTel requests provisioning of service to be performed outside BellSouth's regular working hours, or the work so requested requires BellSouth's technicians or Project Manager to work outside of regular working hours, overtime charges shall apply. Notwithstanding the foregoing, if such work is performed outside of regular working hours by a BellSouth technician or Project Manager during his or her scheduled shift and BellSouth does not incur any overtime charges in performing the work on behalf of ReTel, BellSouth will not assess ReTel additional charges beyond the rates and charges specified in this Agreement.

2. ACCESS TO OPERATIONS SUPPORT SYSTEMS

- 2.1 BellSouth shall provide ReTel access to operations support systems (OSS) functions for pre-ordering, ordering, provisioning, maintenance and repair, and billing. BellSouth shall provide access to the OSS through manual and/or electronic interfaces as described in this Attachment. It is the sole responsibility of ReTel to obtain the technical capability to access and utilize BellSouth's OSS interfaces. Specifications for ReTel's access and use of BellSouth's electronic interfaces are set forth at www.interconnection.bellsouth.com and are incorporated herein by reference.
- 2.1.1 Pre-Ordering. In accordance with FCC and Commission rules and orders, BellSouth will provide electronic access to the following pre-ordering functions: service address validation, telephone number selection, service and feature availability, due date information, customer record information and loop makeup information. Access is provided through the Local Exchange Navigation System (LENS) interface and the Telecommunications Access Gateway (TAG) interface. Customer record information includes customer specific information in CRIS and RSAG. ReTel shall provide to BellSouth access to customer record information, including circuit numbers associated with each telephone number where applicable.

ReTel shall provide such information within four (4) hours after request via electronic access where available. If electronic access is not available, ReTel shall provide to BellSouth paper copies of customer record information, including circuit numbers associated with each telephone number where applicable. If BellSouth requests the information before noon, the customer record information shall be provided the same day. If BellSouth requests the information after noon, the customer record information shall be provided by noon the following day.

- 2.1.2 The Parties agree not to view, copy, or otherwise obtain access to the customer record information of any customer without that customer's permission. ReTel will obtain access to customer record information only in strict compliance with applicable laws, rules, or regulations of the state in which the service is provided. BellSouth reserves the right to audit ReTel's access to customer record information. If a BellSouth audit of ReTel's access to customer record information reveals that ReTel is accessing customer record information without having obtained the proper End User authorization, BellSouth upon reasonable notice to ReTel may take corrective action, including but not limited to suspending or terminating ReTel's electronic access to BellSouth's OSS functionality. All such information obtained through an audit shall be deemed Information covered by the Proprietary and Confidential Information section in the General Terms and Conditions of this Agreement.
- 2.1.3 Service Ordering. BellSouth will make available the Electronic Data Interchange (EDI) interface and the TAG ordering interface for the purpose of exchanging order information, including order status and completion notification, for non-complex and certain complex resale requests and certain network elements. ReTel may integrate the EDI interface or the TAG ordering interface with the TAG pre-ordering interface. In addition, BellSouth will provide integrated pre-ordering and ordering capability through the LENS interface for non-complex and certain complex resale service requests and certain network element requests.
- 2.1.4 Maintenance and Repair. ReTel may report and monitor service troubles and obtain repair services from BellSouth via electronic interfaces. BellSouth provides several options for electronic trouble reporting. For exchange services, BellSouth offers ReTel non-discriminatory access to the Trouble Analysis Facilitation Interface (TAFI). In addition, BellSouth offers an industry standard, machine-to-machine Electronic Communications Trouble Administration (ECTA) Gateway interface. For designed services, BellSouth provides non-discriminatory trouble reporting via the ECTA Gateway. BellSouth provides ReTel an estimated time to repair, an appointment time or a commitment time, as appropriate, on trouble reports. Requests for trouble repair are billed in accordance with the provisions of this Agreement. BellSouth and ReTel agree to adhere to BellSouth's Operational Understanding, as amended from time to time during this Agreement and as incorporated herein by reference. The Operational Understanding may be accessed via the Internet at <http://www.interconnection.bellsouth.com>.

- 2.2 Change Management. BellSouth provides a collaborative process for change management of the electronic interfaces through the Change Control Process (CCP). Guidelines for this process are set forth in the CCP document as amended from time to time during this Agreement. The CCP document may be accessed via the Internet at <http://www.interconnection.bellsouth.com>.
- 2.3 BellSouth's Versioning Policy for Electronic Interfaces. BellSouth's Versioning Policy is part of the CCP. Pursuant to the CCP, BellSouth will issue new software releases for new industry standards for its EDI and TAG electronic interfaces. The Versioning Policy, including the appropriate notification to ReTel, is set forth in the CCP document as amended from time to time during this Agreement. The CCP document may be accessed via the Internet at <http://www.interconnection.bellsouth.com>.
- 2.4 Rates. Charges for use of OSS shall be as set forth in this Agreement.

3. MISCELLANEOUS

- 3.1 Pending Orders. Orders placed in the hold or pending status by ReTel will be held for a maximum of thirty (30) days from the date the order is placed on hold. After such time, ReTel shall be required to submit a new service request. Incorrect or invalid requests returned to ReTel for correction or clarification will be held for thirty (30) days. If ReTel does not return a corrected request within thirty (30) days, BellSouth will cancel the request.
- 3.2 Single Point of Contact. ReTel will be the single point of contact with BellSouth for ordering activity for network elements and other services used by ReTel to provide services to its End Users, except that BellSouth may accept a request directly from another CLEC, or BellSouth, acting with authorization of the affected End User. ReTel and BellSouth shall each execute a blanket letter of authorization with respect to customer requests so that prior proof of end-user authorization will not be necessary with every request (except in the case of a local service freeze). The Parties shall each be entitled to adopt their own internal processes for verification of customer authorization for requests, provided, however, that such processes shall comply with applicable state and federal law and industry and regulatory guidelines. Pursuant to a request from another carrier, BellSouth may disconnect any network element being used by ReTel to provide service to that End User and may reuse such network elements or facilities to enable such other carrier to provide service to the End User. BellSouth will notify ReTel that such a request has been processed but will not be required to notify ReTel in advance of such processing.
- 3.2.1 Neither BellSouth nor ReTel shall prevent or delay an end user from migrating to another carrier because of unpaid bills, denied service, or contract terms.

- 3.2.2 BellSouth shall provide access to customer service records (CSRs), Firm Order Confirmations (FOCs) and Local Service Request (LSR) rejects within the intervals set forth in Attachment 9 of this Agreement.
- 3.2.3 ReTel shall return a FOC to BellSouth within thirty-six (36) hours after ReTel's receipt from BellSouth of a valid LSR.
- 3.2.4 ReTel shall provide a Reject Response to BellSouth within twenty-four (24) hours after BellSouth's submission of an LSR which is incomplete or incorrectly formatted.
- 3.3 Use of Facilities. When a customer of ReTel elects to discontinue service and to transfer service to another local exchange carrier, including BellSouth, BellSouth shall have the right to reuse the facilities provided to ReTel by BellSouth. In addition, where BellSouth provides local switching, BellSouth may disconnect and reuse facilities when the facility is in a denied state and BellSouth has received a request to establish new service or transfer of service from a customer or a customer's CLEC at the same address served by the denied facility. BellSouth will notify ReTel that such a request has been processed after the disconnect order has been completed.
- 3.4 Contact Numbers. The Parties agree to provide one another with toll-free nationwide (50 states) contact numbers for the purpose of ordering, provisioning and maintenance of services.
- 3.5 Subscription Functions. In cases where BellSouth performs subscription functions for an interexchange carrier (IXC) (i.e. PIC and LPIC changes via Customer Account Record Exchange (CARE)), BellSouth will provide the affected IXCs with the Operating Company Number (OCN) of the local provider for the purpose of obtaining end user billing account and other end user information required under subscription requirements.
- 3.6 Cancellation Charges. If ReTel cancels a request for network elements or resold services, any costs incurred by BellSouth in conjunction with the provisioning of that request will be recovered in accordance with BellSouth's Private Line Tariff or BellSouth's FCC No. 1 Tariff, Section 5.4, as applicable. Notwithstanding the foregoing, if ReTel places an LSR based upon BellSouth's loop makeup information, and such information is inaccurate resulting in the inability of BellSouth to provision the network elements requested and another spare compatible facility cannot be found with the transmission characteristics of the network elements originally requested, cancellation charges described in this Section shall not apply. Where ReTel places a single LSR for multiple network elements or services based upon loop makeup information, and information as to some, but not all, of the network elements or services is inaccurate, if BellSouth cannot provision the network elements or services that were the subject of the inaccurate loop makeup information, ReTel may cancel its request for those network elements or services without incurring cancellation charges as described in

this Section. In such instance, should ReTel elect to cancel the entire LSR, cancellation charges as described in this Section shall apply to those elements and services that were not the subject of inaccurate loop makeup.

- 3.7 Service Date Advancement Charges (a.k.a. Expedites). For Service Date Advancement requests by ReTel, Service Date Advancement charges will apply for intervals less than the standard interval as outlined in the BellSouth Product and Services Interval Guide. The charges as outlined in BellSouth's FCC No. 1 Tariff, Section 5, will apply as applicable.

Attachment 7
Billing

TABLE OF CONTENTS

1. PAYMENT AND BILLING ARRANGEMENTS..... 3

2. BILLING DISPUTES..... 7

3. RAO HOSTING 7

4. OPTIONAL DAILY USAGE FILE 11

5. ACCESS DAILY USAGE FILE 13

6. ENHANCED OPTIONAL DAILY USAGE FILE 15

Rates.....Exhibit A

BILLING

1. PAYMENT AND BILLING ARRANGEMENTS

The terms and conditions set forth in this Attachment shall apply to all services ordered and provisioned pursuant to this Agreement.

- 1.1 Billing. BellSouth will bill through the Carrier Access Billing System (CABS), Integrated Billing System (IBS) and/or the Customer Records Information System (CRIS) depending on the particular service(s) provided to ReTel under this Agreement. BellSouth will format all bills in Carrier Billing Output Specification (CBOS) Standard or CLUB/EDI format, depending on the type of service provided. For those services where standards have not yet been developed, BellSouth's billing format will change as necessary when standards are finalized by the applicable industry forum.
 - 1.1.1 For any service(s) BellSouth receives from ReTel, ReTel shall bill BellSouth in CBOS format.
 - 1.1.2 Any switched access charges associated with interexchange carrier access to the resold local exchange lines will be billed by, and due to BellSouth.
 - 1.1.3 BellSouth will render bills each month on established bill days for each of ReTel's accounts. If either Party requests multiple billing media or additional copies of the bills, the billing Party will provide these at a reasonable cost.
 - 1.1.4 BellSouth will bill ReTel in advance for all services to be provided during the ensuing billing period except charges associated with service usage and nonrecurring charges, which will be billed in arrears.
 - 1.1.4.1 Charges for services will be calculated on an individual End User account level, including, if applicable, any charge for usage or usage allowances. BellSouth will also bill ReTel, and ReTel will be responsible for and remit to BellSouth, all charges applicable to said services including but not limited to 911 and E911 charges, End Users common line charges, federal subscriber line charges, telecommunications relay charges (TRS), and franchise fees, unless otherwise ordered by a Commission.
 - 1.1.5 BellSouth will not perform billing and collection services for ReTel as a result of the execution of this Agreement.
 - 1.1.6 In the event that this Agreement or an amendment to this Agreement effects a rate change to recurring rate elements that are billed in advance, BellSouth will make an adjustment to such recurring rates billed in advance at the previously effective rate. The adjustment shall reflect billing at the new rates from the Effective Date of the Agreement or amendment.

- 1.2 Establishing Accounts. After submitting a credit profile and deposit, if required, and after receiving certification as a local exchange carrier from the appropriate regulatory agency, ReTel will provide the appropriate BellSouth advisory team/local contract manager the necessary documentation to enable BellSouth to establish accounts for Local Interconnection, Network Elements and Other Services, Collocation and/or resold services. Such documentation shall include the Application for Master Account, if applicable, proof of authority to provide telecommunications services, the appropriate Operating Company Numbers (OCN) for each state as assigned by the National Exchange Carriers Association (NECA), Carrier Identification Code (CIC), Access Customer Name and Abbreviation (ACNA), Blanket Letter of Authorization (LOA), Misdirected Number form, and a tax exemption certificate, if applicable. Notwithstanding anything to the contrary in this Agreement, ReTel may not order services under a new account established in accordance with this Section 1.2 until 30 days after all information specified in this Section 1.2 is received from ReTel.
- 1.2.1 OCN. If ReTel needs to change its OCN(s) under which it operates when ReTel has already been conducting business utilizing those OCN(s), ReTel shall bear all costs incurred by BellSouth to convert ReTel to the new OCN(s). OCN conversion charges include all time required to make system updates to all of ReTel's End User customer records and will be handled by the BFR/NBR process.
- 1.2.2 Payment Responsibility. Payment of all charges will be the responsibility of ReTel. ReTel shall make payment to BellSouth for all services billed. Payments made by ReTel to BellSouth as payment on account will be credited to ReTel's accounts receivable master account. BellSouth will not become involved in billing disputes that may arise between ReTel and ReTel's customer.
- 1.3 Payment Due. Payment for services provided is due on or before the next bill date in immediately available funds. Payment is considered to have been made when received by BellSouth.
- 1.4 Due Dates. If the payment due date falls on a Sunday or on a holiday that is observed on a Monday, the payment due date shall be the first non-holiday day following such Sunday or holiday. If the payment due date falls on a Saturday or on a holiday which is observed on Tuesday, Wednesday, Thursday, or Friday, the payment due date shall be the last non-holiday day preceding such Saturday or holiday. If payment is not received by the payment due date, a late payment charge, as set forth in Section 1.6, below, shall apply.
- 1.5 Tax Exemption. Upon BellSouth's receipt of tax exemption certificate, the total amount billed to ReTel will not include those taxes or fees from which ReTel is exempt. ReTel will be solely responsible for the computation, tracking, reporting and payment of all taxes and like fees associated with the services provided to the End User of ReTel.

- 1.6 Late Payment. If any portion of the payment is not received by BellSouth on or before the payment due date as set forth preceding, or if any portion of the payment is received by BellSouth in funds that are not immediately available to BellSouth, then a late payment charge shall be due to BellSouth. The late payment charge shall be the portion of the payment not received by the payment due date multiplied by a late factor and will be applied on a per bill basis. The late factor shall be as set forth in Section A2 of the General Subscriber Services Tariff (GSST), Section B2 of the Private Line Service Tariff (PLST) or Section E2 of the Intrastate Access Tariff, as appropriate. In addition to any applicable late payment charges, ReTel may be charged a fee for all returned checks as set forth in Section A2 of the GSST or pursuant to the applicable state law.
- 1.7 Discontinuing Service to ReTel. The procedures for discontinuing service to ReTel are as follows:
- 1.7.1 BellSouth reserves the right to suspend or terminate service in the event of prohibited, unlawful or improper use of BellSouth facilities or service, abuse of BellSouth facilities, or any other violation or noncompliance by ReTel of the rules and regulations of BellSouth's tariffs.
- 1.7.2 BellSouth reserves the right to suspend or terminate service for nonpayment. If payment of amounts not subject to a billing dispute, as described in Section 2, is not received by the bill date in the month after the original bill date, BellSouth will provide written notice to ReTel that additional applications for service may be refused, that any pending orders for service may not be completed, and/or that access to ordering systems may be suspended if payment of such amounts, and all other amounts not in dispute that become past due before refusal, incompleteness or suspension, is not received by the fifteenth day following the date of the notice. In addition, BellSouth may, at the same time, provide written notice to the person designated by ReTel to receive notices of noncompliance that BellSouth may discontinue the provision of existing services to ReTel if payment of such amounts, and all other amounts not in dispute that become past due before discontinuance, is not received by the thirtieth day following the date of the initial notice.
- 1.7.3 In the case of discontinuance of services, all billed charges, as well as applicable termination charges, shall become due.
- 1.7.4 Discontinuance of service on ReTel's account will effect a discontinuance of service to ReTel's End Users. BellSouth will reestablish service for ReTel upon payment of all past due charges and the appropriate connection fee subject to BellSouth's normal application procedures. ReTel is solely responsible for notifying the End User of the discontinuance of the service. If within fifteen (15) days after ReTel's service has been discontinued and no arrangements to reestablish service have been made consistent with this subsection, ReTel's service will be disconnected.

- 1.8 Deposit Policy. ReTel shall complete the BellSouth Credit Profile and provide information to BellSouth regarding credit worthiness. Based on the results of the credit analysis, BellSouth reserves the right to secure the account with a suitable form of security deposit. Such security deposit shall take the form of cash, an Irrevocable Letter of Credit (BellSouth form), Surety Bond (BellSouth form) or, in BellSouth's sole discretion, some other form of security proposed by ReTel. Any such security deposit shall in no way release ReTel from its obligation to make complete and timely payments of its bill. ReTel shall pay any applicable deposits prior to the inauguration of service. If, in the sole opinion of BellSouth, circumstances so warrant and/or gross monthly billing has increased beyond the level initially used to determine the level of security deposit, BellSouth reserves the right to request additional security and/or file a Uniform Commercial Code (UCC-1) security interest in ReTel's "accounts receivables and proceeds." Interest on a security deposit, if provided in cash, shall accrue and be paid in accordance with the terms in the appropriate BellSouth tariff. Security deposits collected under this Section shall not exceed two months' estimated billing. In the event ReTel fails to remit to BellSouth any deposit requested pursuant to this Section, service to ReTel may be terminated in accordance with the terms of Section 1.7 of this Attachment, and any security deposits will be applied to ReTel's account(s). In the event ReTel defaults on its account, service to ReTel will be terminated in accordance with the terms of Section 1.7 above, and any security deposits will be applied to ReTel's account.
- 1.9 Notices. Notwithstanding anything to the contrary in this Agreement, all bills and notices regarding billing matters, including notices relating to security deposits, disconnection of services for nonpayment of charges, and rejection of additional orders from ReTel, shall be forwarded to the individual and/or address provided by ReTel in establishment of its billing account(s) with BellSouth, or to the individual and/or address subsequently provided by ReTel as the contact for billing information. All monthly bills and notices described in this Section shall be forwarded to the same individual and/or address; provided, however, upon written request from ReTel to BellSouth's billing organization, the notice of discontinuance of services purchased by ReTel under this Agreement provided for in Section 1.7.2 of this Attachment shall be sent via certified mail to the individual(s) listed in the Notices provision of the General Terms and Conditions of this Agreement.
- 1.10 Rates. Rates for Optional Daily Usage File (ODUF), Access Daily Usage File (ADUF), Enhanced Optional Daily Usage File (EODUF) and Centralized Message Distribution Service (CMDS) are set out in Exhibit A to this Attachment. If no rate is identified in this Attachment, the rate for the specific service or function will be as set forth in the applicable BellSouth tariff or as negotiated by the Parties upon request by either Party.

2. BILLING DISPUTES

2.1 Each Party agrees to notify the other Party in writing upon the discovery of a billing dispute. ReTel shall report all billing disputes to BellSouth using the Billing Adjustment Request Form (RF 1461) provided by BellSouth. In the event of a billing dispute, the Parties will endeavor to resolve the dispute within sixty (60) calendar days of the notification date. If the Parties are unable within the 60 day period to reach resolution, then the aggrieved Party may pursue dispute resolution in accordance with the General Terms and Conditions of this Agreement.

2.2 For purposes of this Section 2, a billing dispute means a reported dispute of a specific amount of money actually billed by either Party. The dispute must be clearly explained by the disputing Party and supported by written documentation, which clearly shows the basis for disputing charges. A billing dispute will not include the refusal to pay all or part of a bill or bills when no written documentation is provided to support the dispute, nor shall a billing dispute include the refusal to pay other amounts owed by the billed Party until the dispute is resolved. Claims by the billed Party for damages of any kind will not be considered a billing dispute for purposes of this Section. If the billing dispute is resolved in favor of the billing Party, the disputing Party will make immediate payment of any of the disputed amount owed to the billing Party or the billing Party shall have the right to pursue normal treatment procedures. Any credits due to the disputing Party, pursuant to the billing dispute, will be applied to the disputing Party's account by the billing Party immediately upon resolution of the dispute.

2.3 If a Party disputes a charge and does not pay such charge by the payment due date, or if a payment or any portion of a payment is received by either Party after the payment due date, or if a payment or any portion of a payment is received in funds which are not immediately available to the other Party, then a late payment charge and interest, where applicable, shall be assessed. For bills rendered by either Party for payment, the late payment charge for both Parties shall be calculated based on the portion of the payment not received by the payment due date multiplied by the late factor as set forth in the following BellSouth tariffs: for services purchased from the GSST for purposes of resale and for ports and non-designed loops, Section A2 of the GSST; for services purchased from the PLST for purposes of resale, Section B2 of the PLST; and for designed network elements and other services and local interconnection charges, Section E2 of the Access Service Tariff. The Parties shall assess interest on previously assessed late payment charges only in a state where it has the authority pursuant to its tariffs.

3. RAO HOSTING

3.1 RAO Hosting, Calling Card and Third Number Settlement System (CATS) and Non-Intercompany Settlement System (NICS) services provided to ReTel by BellSouth will be in accordance with the methods and practices regularly applied

by BellSouth to its own operations during the term of this Agreement, including such revisions as may be made from time to time by BellSouth.

- 3.2 ReTel shall furnish all relevant information required by BellSouth for the provision of RAO Hosting, CATS and NICS.
- 3.3 Charges or credits, as applicable, will be applied by BellSouth to ReTel on a monthly basis in arrears. Amounts due (excluding adjustments) are payable within thirty (30) days of receipt of the billing statement.
- 3.4 ReTel must have its own unique hosted RAO code. Where BellSouth is the selected CMDS interfacing host, ReTel must request that BellSouth establish a unique hosted RAO code for ReTel. Such request shall be in writing to the BellSouth RAO Hosting coordinator and must be submitted at least eight (8) weeks prior to provision of services pursuant to this Section. Services shall commence on a date mutually agreed to by the Parties.
- 3.5 BellSouth will receive messages from ReTel that are to be processed by BellSouth, another LEC in the BellSouth region or a LEC outside the BellSouth region. ReTel shall send all messages to BellSouth no later than sixty (60) days after the message date.
- 3.6 BellSouth will perform invoice sequence checking, standard EMI format editing, and balancing of message data with the EMI trailer record counts on all data received from ReTel.
- 3.7 All data received from ReTel that is to be processed or billed by another LEC within the BellSouth region will be distributed to that LEC in accordance with the Agreement(s) in effect between BellSouth and the involved LEC.
- 3.8 All data received from ReTel that is to be placed on the CMDS network for distribution outside the BellSouth region will be handled in accordance with the agreement(s) in effect between BellSouth and its connecting contractor.
- 3.9 BellSouth will receive messages from the CMDS network that are destined to be processed by ReTel and will forward them to ReTel on a daily basis for processing.
- 3.10 Transmission of message data between BellSouth and ReTel will be via CONNECT:Direct or Secure File Transfer Protocol (FTP).
- 3.10.1 Data circuits (private line or dial-up) will be required between BellSouth and ReTel for the purpose of data transmission when utilizing CONNECT:Direct. Where a dedicated line is required, ReTel will be responsible for ordering the circuit and coordinating the installation with BellSouth. ReTel is responsible for any charges associated with this line. Equipment required on the BellSouth end to attach the line to the mainframe computer and to transmit data will be negotiated on an individual case basis. Where a dial-up facility is required, dial circuits will be

installed in the BellSouth data center by BellSouth and the associated charges assessed to ReTel. Additionally, all message toll charges associated with the use of the dial circuit by ReTel will be the responsibility of ReTel. Associated equipment on the BellSouth end, including a modem, will be negotiated on an individual case basis between the Parties. All equipment, including modems and software, that is required on the ReTel end for the purpose of data transmission will be the responsibility of ReTel.

- 3.10.2 If ReTel utilizes Secure FTP for data file transmission, purchase of the Secure FTP software will be the responsibility of ReTel.
- 3.11 All messages and related data exchanged between BellSouth and ReTel will be formatted for EMI formatted records and packed between appropriate EMI header and trailer records in accordance with accepted industry standards.
- 3.12 ReTel will maintain recorded message detail necessary to recreate files provided to BellSouth for a period of three (3) calendar months beyond the related message dates.
- 3.13 Should it become necessary for ReTel to send data to BellSouth more than sixty (60) days past the message date(s), ReTel will notify BellSouth in advance of the transmission of the data. BellSouth will work with its connecting contractor and/or ReTel, where necessary, to notify all affected LECs.
- 3.14 In the event that data to be exchanged between the Parties should become lost or destroyed, the Party responsible for creating the data will make every effort to restore and retransmit such data. If the data cannot be retrieved, the Party responsible for losing or destroying the data will be liable to the other Party for any resulting lost revenue. Lost revenue may be a combination of revenues that could not be billed to the End Users and associated access revenues. Both Parties will work together to estimate the revenue amount based upon historical data through a method mutually agreed upon. The resulting estimated revenue loss will be paid by the responsible Party to the other Party within three (3) calendar months of the resolution of the amount owed, or as mutually agreed upon by the Parties.
- 3.15 Should an error be detected by the EMI format edits performed by BellSouth on data received from ReTel, the entire pack containing the affected data will not be processed by BellSouth. BellSouth will notify ReTel of the error. ReTel will correct the error(s) and will resend the entire pack to BellSouth for processing. In the event that an out-of-sequence condition occurs on subsequent packs, ReTel will resend these packs to BellSouth after the pack containing the error has been successfully reprocessed by BellSouth.
- 3.16 In association with message distribution service, BellSouth will provide ReTel with associated intercompany settlements reports (CATS and NICS) as appropriate.

- 3.17 Notwithstanding anything in this Agreement to the contrary, in no case shall either Party be liable to the other for any direct or consequential damages incurred as a result of the obligations set out in this Section 3.
- 3.18 Intercompany Settlements Messages
- 3.18.1 Intercompany Settlements Messages facilitate the settlement of revenues associated with traffic originated from or billed by ReTel as a facilities based provider of local exchange telecommunications services outside the BellSouth region. Only traffic that originates in one Bell operating territory and bills in another Bell operating territory is included. Traffic that originates and bills within the same Bell operating territory will be settled on a local basis between ReTel and the involved company(ies), unless that company is participating in NICS.
- 3.18.2 Both traffic that originates outside the BellSouth region by ReTel and is billed within the BellSouth region, and traffic that originates within the BellSouth region and is billed outside the BellSouth region by ReTel, is covered by CATS. Also covered is traffic that either is originated by or billed by ReTel, involves a company other than ReTel, qualifies for inclusion in the CATS settlement, and is not originated or billed within the BellSouth region (NICS).
- 3.18.3 Once ReTel is operating within the BellSouth territory, revenues associated with calls originated and billed within the BellSouth region will be settled via NICS.
- 3.18.4 BellSouth will receive the monthly NICS reports from Telcordia on behalf of ReTel. BellSouth will distribute copies of these reports to ReTel on a monthly basis.
- 3.18.5 BellSouth will receive the monthly CATS reports from Telcordia on behalf of ReTel. BellSouth will distribute copies of these reports to ReTel on a monthly basis.
- 3.18.6 BellSouth will collect the revenue earned by ReTel from the Bell operating company in whose territory the messages are billed via CATS, less a per message billing and collection fee of five cents (\$0.05), on behalf of ReTel. BellSouth will remit the revenue billed by ReTel to the Bell operating company in whose territory the messages originated, less a per message billing and collection fee of five cents (\$0.05), on behalf on ReTel. These two amounts will be netted together by BellSouth and the resulting charge or credit issued to ReTel via a monthly CABS miscellaneous bill.
- 3.18.7 BellSouth will collect the revenue earned by ReTel within the BellSouth territory from another CLEC also within the BellSouth territory (NICS) where the messages are billed, less a per message billing and collection fee of five cents (\$0.05), on behalf of ReTel. BellSouth will remit the revenue billed by ReTel within the BellSouth region to the CLEC also within the BellSouth region, where

the messages originated, less a per message billing and collection fee of five cents (\$0.05). These two amounts will be netted together by BellSouth and the resulting charge or credit issued to ReTel via a monthly CABS miscellaneous bill.

3.18.8 BellSouth and ReTel agree that monthly netted amounts of less than fifty dollars (\$50.00) will not be settled.

4. OPTIONAL DAILY USAGE FILE

4.1 Upon written request from ReTel, BellSouth will provide the Optional Daily Usage File (ODUF) service to ReTel pursuant to the terms and conditions set forth in this section.

4.2 ReTel shall furnish all relevant information required by BellSouth for the provision of ODUF.

4.3 The ODUF feed will contain billable messages that were carried over the BellSouth Network and processed in the BellSouth Billing System, but billed to a ReTel customer.

4.4 Charges for ODUF will appear on ReTel's monthly bills for the previous month's usage. The charges are as set forth in Exhibit A to this Attachment. ReTel will be billed at the ODUF rates that are in effect at the end of the previous month.

4.5 The ODUF feed will contain both rated and unrated messages. All messages will be in the standard Alliance for Telecommunications Industry Solutions (ATIS) EMI record format.

4.6 Messages that error in the billing system of ReTel will be the responsibility of ReTel. If, however, ReTel should encounter significant volumes of errored messages that prevent processing by ReTel within its systems, BellSouth will work with ReTel to determine the source of the errors and the appropriate resolution.

4.7 The following specifications shall apply to the ODUF feed.

4.7.1 ODUF Messages to be Transmitted

4.7.1.1 The following messages recorded by BellSouth will be transmitted to ReTel:

4.7.1.1.1 Message recording for per use/per activation type services (examples:
Three-Way Calling, Verify, Interrupt, Call Return, etc.)

4.7.1.1.2 Measured billable Local

4.7.1.1.3 Directory Assistance messages

4.7.1.1.4 IntraLATA Toll

4.7.1.1.5 WATS and 800 Service

4.7.1.1.6 N11

4.7.1.1.7 Information Service Provider Messages

4.7.1.1.8 Operator Services Messages

- 4.7.1.1.9 Operator Services Message Attempted Calls (Network Element only)
- 4.7.1.1.10 Credit/Cancel Records
- 4.7.1.1.11 Usage for Voice Mail Message Service
- 4.7.1.2 Rated Incollects (messages BellSouth receives from other revenue accounting offices) can also be on ODUF. Rated Incollects will be intermingled with BellSouth recorded rated and unrated usage. Rated Incollects will not be packed separately.
- 4.7.1.3 BellSouth will perform duplicate record checks on records processed to ODUF. Any duplicate messages detected will be deleted and not sent to ReTel.
- 4.7.1.4 In the event that ReTel detects a duplicate on ODUF they receive from BellSouth, ReTel will drop the duplicate message and will not return the duplicate to BellSouth.
- 4.7.2 ODUF Physical File Characteristics
 - 4.7.2.1 ODUF will be distributed to ReTel via CONNECT:Direct, Secure FTP or another mutually agreed medium. The ODUF feed will be a variable block format. The data on the ODUF feed will be in a non-compacted EMI format (175 byte format plus modules). It will be created on a daily basis Monday through Friday except holidays. Details such as dataset name and delivery schedule will be addressed during negotiations of the distribution medium. There will be a maximum of one dataset per workday per OCN.
 - 4.7.2.2 Data circuits (private line or dial-up) will be required between BellSouth and ReTel for the purpose of data transmission as set forth in Section 3.10.1 above.
 - 4.7.2.3 If ReTel utilizes Secure FTP for data file transmission, purchase of the Secure FTP software will be the responsibility of ReTel.
- 4.7.3 ODUF Packing Specifications
 - 4.7.3.1 A pack will contain a minimum of one message record or a maximum of 99,999 message records plus a pack header record and a pack trailer record. One transmission can contain a maximum of 99 packs and a minimum of one pack.
 - 4.7.3.2 The OCN, From RAO, and Invoice Number will control the invoice sequencing. The From RAO will be used to identify to ReTel which BellSouth RAO that is sending the message. BellSouth and ReTel will use the invoice sequencing to control data exchange. BellSouth will be notified of sequence failures identified by ReTel and resend the data as appropriate.

The data will be packed using ATIS EMI records.
- 4.7.4 ODUF Pack Rejection. ReTel will notify BellSouth within one business day of rejected packs (via the mutually agreed medium). Packs could be rejected because

of pack sequencing discrepancies or a critical edit failure on the Pack Header or Pack Trailer records (i.e. out-of-balance condition on grand totals, invalid data populated). Standard ATIS EMI error codes will be used. ReTel will not be required to return the actual rejected data to BellSouth. Rejected packs will be corrected and retransmitted to ReTel by BellSouth.

- 4.7.5 ODUF Control Data. ReTel will send one confirmation record per pack that is received from BellSouth. This confirmation record will indicate ReTel's receipt of the pack and acceptance or rejection of the pack. Pack Status Code(s) will be populated using standard ATIS EMI error codes for packs that were rejected by ReTel for reasons stated in the above section.
- 4.7.6 ODUF Testing. Upon request from ReTel, BellSouth shall send ODUF test files to ReTel. The Parties agree to review and discuss the ODUF content and/or format. For testing of usage results, BellSouth shall request that ReTel set up a production (live) file. The live test may consist of ReTel's employees making test calls for the types of services ReTel requests on ODUF. These test calls are logged by ReTel, and the logs are provided to BellSouth. These logs will be used to verify the files. Testing will be completed within 30 calendar days from the date on which the initial test file was sent.

5. ACCESS DAILY USAGE FILE

- 5.1 Upon written request from ReTel, BellSouth will provide the Access Daily Usage File (ADUF) service to ReTel pursuant to the terms and conditions set forth in this section.
- 5.2 ReTel shall furnish all relevant information required by BellSouth for the provision of ADUF.
- 5.3 ADUF will contain access messages associated with a port that ReTel has purchased from BellSouth
- 5.4 Charges for ADUF will appear on ReTel's monthly bills for the previous month's usage. The charges are as set forth in Exhibit A to this Attachment. ReTel will be billed at the ADUF rates that are in effect at the end of the previous month.
- 5.5 Messages that error in the billing system of ReTel will be the responsibility of ReTel. If, however, ReTel should encounter significant volumes of errored messages that prevent processing by ReTel within its systems, BellSouth will work with ReTel to determine the source of the errors and the appropriate resolution.
- 5.6 ADUF Messages To Be Transmitted
 - 5.6.1 The following messages recorded by BellSouth will be transmitted to ReTel:

- 5.6.1.1 Recorded originating and terminating interstate and intrastate access records associated with a port.
- 5.6.1.2 Recorded terminating access records for undetermined jurisdiction access records associated with a port.
- 5.6.2 BellSouth will perform duplicate record checks on records processed to ADUF. Any duplicate messages detected will be dropped and not sent to ReTel.
- 5.6.3 In the event that ReTel detects a duplicate on ADUF they receive from BellSouth, ReTel will drop the duplicate message and will not return the duplicate to BellSouth.
- 5.6.4 ADUF Physical File Characteristics
 - 5.6.4.1 ADUF will be distributed to ReTel via CONNECT:Direct, Secure FTP or another mutually agreed medium. The ADUF feed will be a fixed block format. The data on the ADUF feed will be in a non-compacted EMI format (210 byte). It will be created on a daily basis Monday through Friday except holidays. Details such as dataset name and delivery schedule will be addressed during negotiations of the distribution medium. There will be a maximum of one dataset per workday per OCN.
 - 5.6.4.2 Data circuits (private line or dial-up) will be required between BellSouth and ReTel for the purpose of data transmission as set forth in Section 3.10.1 above.
 - 5.6.4.3 If ReTel utilizes Secure FTP for data file transmission, purchase of the Secure FTP software will be the responsibility of ReTel.
- 5.6.5 ADUF Packing Specifications
 - 5.6.5.1 A pack will contain a minimum of one message record or a maximum of 99,999 message records plus a pack header record and a pack trailer record. One transmission can contain a maximum of 99 packs and a minimum of one pack.
 - 5.6.5.2 The OCN, From RAO, and Invoice Number will control the invoice sequencing. The From RAO will be used to identify to ReTel which BellSouth RAO is sending the message. BellSouth and ReTel will use the invoice sequencing to control data exchange. BellSouth will be notified of sequence failures identified by ReTel and resend the data as appropriate.

The data will be packed using ATIS EMI records.
- 5.6.6 ADUF Pack Rejection. ReTel will notify BellSouth within one business day of rejected packs (via the mutually agreed medium). Packs could be rejected because of pack sequencing discrepancies or a critical edit failure on the Pack Header or Pack Trailer records (i.e. out-of-balance condition on grand totals, invalid data populated). Standard ATIS EMI error codes will be used. ReTel will not be

required to return the actual rejected data to BellSouth. Rejected packs will be corrected and retransmitted to ReTel by BellSouth.

5.6.7 ADUF Control Data. ReTel will send one confirmation record per pack that is received from BellSouth. This confirmation record will indicate ReTel's receipt of the pack and acceptance or rejection of the pack. Pack Status Code(s) will be populated using standard ATIS EMI error codes for packs that were rejected by ReTel for reasons stated in the above section.

5.6.8 ADUF Testing. Upon request from ReTel, BellSouth shall send a test file of generic data to ReTel via Connect:Direct or Text File via E-Mail. The Parties agree to review and discuss the test file's content and/or format.

6. ENHANCED OPTIONAL DAILY USAGE FILE

6.1 Upon written request from ReTel, BellSouth will provide the Enhanced Optional Daily Usage File (EODUF) service to ReTel pursuant to the terms and conditions set forth in this section. EODUF will only be sent to existing ODUF subscribers who request the EODUF option.

6.2 ReTel shall furnish all relevant information required by BellSouth for the provision of EODUF.

6.3 EODUF will provide usage data for local calls originating from resold Flat Rate Business and Residential Lines.

6.4 Charges for delivery of EODUF will appear on ReTel's monthly bills for the previous month's usage. The charges are as set forth in Exhibit A to this Attachment. ReTel will be billed at the EODUF rates that are in effect at the end of the previous month.

6.5 All messages will be in the standard Alliance for Telecommunications Industry Solutions (ATIS) EMI record format.

6.6 Messages that error in the billing system of ReTel will be the responsibility of ReTel. If, however, ReTel should encounter significant volumes of errored messages that prevent processing by ReTel within its systems, BellSouth will work with ReTel to determine the source of the errors and the appropriate resolution.

6.7 The following specifications shall apply to the EODUF feed.

6.7.1 Usage To Be Transmitted

6.7.1.1 The following messages recorded by BellSouth will be transmitted to ReTel:

6.7.1.1.1 Customer usage data for flat rated local call originating from ReTel's End User lines (1FB or 1FR). The EODUF record for flat rate messages will include:

- 6.7.1.1.1.1 Date of Call
- 6.7.1.1.1.2 From Number
- 6.7.1.1.1.3 To Number
- 6.7.1.1.1.4 Connect Time
- 6.7.1.1.1.5 Conversation Time
- 6.7.1.1.1.6 Method of Recording
- 6.7.1.1.1.7 From RAO
- 6.7.1.1.1.8 Rate Class
- 6.7.1.1.1.9 Message Type
- 6.7.1.1.1.10 Billing Indicators
- 6.7.1.1.1.11 Bill to Number
- 6.7.1.2 BellSouth will perform duplicate record checks on EODUF records processed to ODUF. Any duplicate messages detected will be deleted and not sent to ReTel.
- 6.7.1.3 In the event that ReTel detects a duplicate on EODUF they receive from BellSouth, ReTel will drop the duplicate message (ReTel will not return the duplicate to BellSouth).
- 6.7.2 Physical File Characteristics
 - 6.7.2.1 The EODUF feed will be distributed to ReTel over their existing ODUF feed. EODUF messages will be intermingled among ReTel's ODUF messages. EODUF will be a variable block format (2476) with an LRECL of 2472. The data on EODUF will be in a non-compacted EMI format (175 byte format plus modules). It will be created on a daily basis (Monday through Friday except holidays).
 - 6.7.2.2 Data circuits (private line or dial-up) may be required between BellSouth and ReTel for the purpose of data transmission. Where a dedicated line is required, ReTel will be responsible for ordering the circuit, overseeing its installation and coordinating the installation with BellSouth. ReTel will also be responsible for any charges associated with this line. Equipment required on the BellSouth end to attach the line to the mainframe computer and to transmit successfully ongoing will be negotiated on an individual case basis. Where a dial-up facility is required, dial circuits will be installed in the BellSouth data center by BellSouth and the associated charges assessed to ReTel. Additionally, all message toll charges associated with the use of the dial circuit by ReTel will be the responsibility of ReTel. Associated equipment on the BellSouth end, including a modem, will be negotiated on an individual case basis between the Parties. All equipment, including modems and software, that is required on ReTel's end for the purpose of data transmission will be the responsibility of ReTel.
- 6.7.3 Packing Specifications
 - 6.7.3.1 A pack will contain a minimum of one message record or a maximum of 99,999 message records plus a pack header record and a pack trailer record. One transmission can contain a maximum of 99 packs and a minimum of one pack.

- 6.7.3.2 The OCN, From Revenue Accounting Office (RAO), and Invoice Number will control the invoice sequencing. The From RAO will be used to identify to ReTel which BellSouth RAO is sending the message. BellSouth and ReTel will use the invoice sequencing to control data exchange. BellSouth will be notified of sequence failures identified by ReTel and resend the data as appropriate.
- 6.7.3.3 The data will be packed using ATIS EMI records.

ODUF/ADUF/EODUF/CMDS - Florida											Attachment: 7		Exhibit: A		
CATEGORY	RATE ELEMENTS	Inter m	Zone	BCS	USOC	RATES (\$)				Svc Order Submitte d Elec per LSR	Svc Order Submitted Manually per LSR	Incremental Charge - Manual Svc Order vs. Electronic- 1st	Incremental Charge - Manual Svc Order vs Electronic- Add'l	Incremental Charge - Manual Svc Order vs Electronic- Disc 1st	Incremental Charge - Manual Svc Order vs Electronic- Disc Add'l
							First	Add'l	First	Add'l	SOME C	SOMAN	SOMAN	SOMAN	SOMAN
ODUF/ADUF/EODUF/CMDS															
ACCESS DAILY USAGE FILE (ADUF)															
	ADUF Message Processing, per message				N/A	0.001656									
	ADUF Data Transmission (CONNECT DIRECT), per message				N/A	0.0001245									
OPTIONAL DAILY USAGE FILE (ODUF)															
	ODUF Recording, per message				N/A	0.0000071									
	ODUF Message Processing, per message				N/A	0.002146									
	ODUF Message Processing, per Magnetic Tape provisioned				N/A	35.91									
	ODUF Data Transmission (CONNECT DIRECT), per message				N/A	0.00010375									
CENTRALIZED MESSAGE DISTRIBUTION SERVICE (CMDS)															
	CMDS Message Processing, per message				N/A	0.004									
	CMDS Data Transmission (CONNECT DIRECT), per message				N/A	0.001									
ENHANCED OPTIONAL DAILY USAGE FILE (EODUF)															
	EODUF Message Processing, per message				N/A	0.080698									
Notes: If no rate is identified in the contract, the rate for the specific service or function will be as set forth in applicable BellSouth tariff or as negotiated by the Parties upon request by either Party															

Attachment 8

Rights-of-Way, Conduits and Pole Attachments

Rights-of-Way, Conduits and Pole Attachments

BellSouth will provide nondiscriminatory access to any pole, duct, conduit, or right-of-way owned or controlled by BellSouth pursuant to 47 U.S.C. § 224, as amended by the Act, pursuant to terms and conditions of a license agreement subsequently negotiated with BellSouth's Competitive Structure Provisioning Center.

Attachment 9
Performance Measurements

PERFORMANCE MEASUREMENTS

Upon a particular Commission's issuance of an Order pertaining to Performance Measurements in a proceeding expressly applicable to all CLECs generally, BellSouth shall implement in that state such Performance Measurements as of the date specified by the Commission. Performance Measurements that have been Ordered in a particular state can currently be accessed via the internet at <https://pmap.bellsouth.com>.

Attachment 10
BellSouth Disaster Recovery Plan



CONTENTS

	<u>PAGE</u>
1.0 Purpose	3
2.0 Single Point of Contact	3
3.0 Identifying the Problem	3
3.1 Site Control	4
3.2 Environmental Concerns	5
4.0 The Emergency Control Center (ECC)	5
5.0 Recovery Procedures	6
5.1 CLEC Outage	6
5.2 BellSouth Outage	6
5.2.1 Loss of Central Office	7
5.2.2 Loss of a Central Office with Serving Wire Center Functions	7
5.2.3 Loss of a Central Office with Tandem Functions	7
5.2.4 Loss of a Facility Hub	8
5.3 Combined Outage (CLEC and BellSouth Equipment)	8
6.0 T1 Identification Procedures	8
7.0 Acronyms	8

1.0 PURPOSE

In the unlikely event of a disaster occurring that affects BellSouth's long-term ability to deliver traffic to a Competitive Local Exchange Carrier (CLEC), general procedures have been developed by BellSouth to hasten the recovery process in accordance with the Telecommunications Service Priority (TSP) Program established by the Federal Communications Commission to identify and prioritize telecommunication services that support national security or emergency preparedness (NS/EP) missions. Since each location is different and could be affected by an assortment of potential problems, a detailed recovery plan is impractical. However, in the process of reviewing recovery activities for specific locations, some basic procedures emerge that appear to be common in most cases.

These general procedures should apply to any disaster that affects the delivery of traffic for an extended time period. Each CLEC will be given the same consideration during an outage, and service will be restored as quickly as possible.

This document will cover the basic recovery procedures that would apply to every CLEC.

2.0 SINGLE POINT OF CONTACT

When a problem is experienced, regardless of the severity, the BellSouth Network Management Center (NMC) will observe traffic anomalies and begin monitoring the situation. Controls will be appropriately applied to insure the sanity of BellSouth's network; and, in the event that a switch or facility node is lost, the NMC will attempt to circumvent the failure using available reroutes.

BellSouth's NMC will remain in control of the restoration efforts until the problem has been identified as being a long-term outage. At that time, the NMC will contact BellSouth's Emergency Control Center (ECC) and relinquish control of the recovery efforts. Even though the ECC may take charge of the situation, the NMC will continue to monitor the circumstances and restore traffic as soon as damaged network elements are revitalized.

The telephone number for the BellSouth Network Management Center in Atlanta, as published in Telecordia's National Network Management Directory, is 404-321-2516.

3.0 IDENTIFYING THE PROBLEM

During the early stages of problem detection, the NMC will be able to tell which CLECs are affected by the catastrophe. Further analysis and/or first hand observation will determine if the disaster has affected CLEC equipment only, BellSouth equipment only or a combination. The initial restoration activity will be largely determined by the equipment that is affected.

Once the nature of the disaster is determined and after verifying the cause of the problem, the NMC will initiate reroutes and/or transfers that are jointly agreed upon by the affected CLECs' Network Management Center and the BellSouth NMC. The type and percentage of controls used will depend upon available network capacity. Controls necessary to stabilize the situation will be invoked and the NMC will attempt to re-establish as much traffic as possible.

For long-term outages, recovery efforts will be coordinated by the Emergency Control Center (ECC). Traffic controls will continue to be applied by the NMC until facilities are re-established. As equipment is made available for service, the ECC will instruct the NMC to begin removing the controls and allow traffic to resume.

3.1 SITE CONTROL

In the total loss of building use scenario, what likely exists will be a smoking pile of rubble. This rubble will contain many components that could be dangerous. It could also contain any personnel on the premises at the time of the disaster. For these reasons, the local fire marshal with the assistance of the police will control the site until the building is no longer a threat to surrounding properties and the companies have secured the site from the general public.

During this time, the majority owner of the building should be arranging for a demolition contractor to mobilize to the site with the primary objective of reaching the cable entrance facility for a damage assessment. The results of this assessment would then dictate immediate plans for restoration, both short term and permanent.

In a less catastrophic event, i.e., the building is still standing and the cable entrance facility is usable, the situation is more complex. The site will initially be controlled by local authorities until the threat to adjacent property has diminished. Once the site is returned to the control of the companies, the following events should occur.

An initial assessment of the main building infrastructure systems (mechanical, electrical, fire and life safety, elevators, and others) will establish building needs. Once these needs are determined, the majority owner should lead the building restoration efforts. There may be situations where the site will not be totally restored within the confines of the building. The companies must individually determine their needs and jointly assess the cost of permanent restoration to determine the overall plan of action.

Multiple restoration trailers from each company will result in the need for designated space and installation order. This layout and control is required to maximize the amount of restoration equipment that can be placed at the site, and the priority of placements.

Care must be taken in this planning to ensure other restoration efforts have logistical access to the building. Major components of telephone and building equipment will need to be removed and replaced. A priority for this equipment must also be jointly established to facilitate overall site restoration. (Example: If the AC switchgear has sustained damage, this would be of the highest priority in order to regain power, lighting, and HVAC throughout the building.)

If the site will not accommodate the required restoration equipment, the companies would then need to quickly arrange with local authorities for street closures, rights of way or other possible options available.

3.2 ENVIRONMENTAL CONCERNS

In the worse case scenario, many environmental concerns must be addressed. Along with the police and fire marshal, the state environmental protection department will be on site to monitor the situation.

Items to be concerned with in a large central office building could include:

1. Emergency engine fuel supply. Damage to the standby equipment and the fuel handling equipment could have created "spill" conditions that have to be handled within state and federal regulations.
2. Asbestos-containing materials that may be spread throughout the wreckage. Asbestos could be in many components of building, electrical, mechanical, outside plant distribution, and telephone systems.
3. Lead and acid. These materials could be present in potentially large quantities depending upon the extent of damage to the power room.
4. Mercury and other regulated compounds resident in telephone equipment.
5. Other compounds produced by the fire or heat.

Once a total loss event occurs at a large site, local authorities will control immediate clean up (water placed on the wreckage by the fire department) and site access.

At some point, the companies will become involved with local authorities in the overall planning associated with site clean up and restoration. Depending on the clean up approach taken, delays in the restoration of several hours to several days may occur.

In a less severe disaster, items listed above are more defined and can be addressed individually depending on the damage.

In each case, the majority owner should coordinate building and environmental restoration as well as maintain proper planning and site control.

4.0 THE EMERGENCY CONTROL CENTER (ECC)

The ECC is located in the Midtown 1 Building in Atlanta, Georgia. During an emergency, the ECC staff will convene a group of pre-selected experts to inventory the damage and initiate corrective actions. These experts have regional access to BellSouth's personnel and equipment and will assume control of the restoration activity anywhere in the nine-state area.

In the past, the ECC has been involved with restoration activities resulting from hurricanes, ice storms and floods. They have demonstrated their capabilities during these calamities as well as

during outages caused by human error or equipment failures. This group has an excellent record of restoring service as quickly as possible.

During a major disaster, the ECC may move emergency equipment to the affected location, direct recovery efforts of local personnel and coordinate service restoration activities with the CLECs. The ECC will attempt to restore service as quickly as possible using whatever means is available, leaving permanent solutions, such as the replacement of damaged buildings or equipment, for local personnel to administer.

Part of the ECC's responsibility, after temporary equipment is in place, is to support the NMC efforts to return service to the CLECs. Once service has been restored, the ECC will return control of the network to normal operational organizations. Any long-term changes required after service is restored will be made in an orderly fashion and will be conducted as normal activity.

5.0 RECOVERY PROCEDURES

The nature and severity of any disaster will influence the recovery procedures. One crucial factor in determining how BellSouth will proceed with restoration is whether or not BellSouth's equipment is incapacitated. Regardless of whose equipment is out of service, BellSouth will move as quickly as possible to aid with service recovery; however, the approach that will be taken may differ depending upon the location of the problem.

5.1 CLEC OUTAGE

For a problem limited to one CLEC (or a building with multiple CLECs), BellSouth has several options available for restoring service quickly. For those CLECs that have agreements with other CLECs, BellSouth can immediately start directing traffic to a provisional CLEC for completion. This alternative is dependent upon BellSouth having concurrence from the affected CLECs.

Whether or not the affected CLECs have requested a traffic transfer to another CLEC will not impact BellSouth's resolve to re-establish traffic to the original destination as quickly as possible.

5.2 BELLSOUTH OUTAGE

Because BellSouth's equipment has varying degrees of impact on the service provided to the CLECs, restoring service from damaged BellSouth equipment is different. The outage will probably impact a number of Carriers simultaneously. However, the ECC will be able to initiate immediate actions to correct the problem.

A disaster involving any of BellSouth's equipment locations could impact the CLECs, some more than others. A disaster at a Central Office (CO) would only impact the delivery of traffic to and from that one location, but the incident could affect many Carriers. If the Central Office is a Serving Wire Center (SWC), then traffic from the entire area to those Carriers served from that switch would also be impacted. If the switch functions as an Access Tandem, or there is a tandem in the building, traffic from every CO to every CLEC could be interrupted. A disaster that destroys a facility hub could disrupt various traffic flows, even though the switching equipment may be unaffected.

The NMC would be the first group to observe a problem involving BellSouth's equipment. Shortly after a disaster, the NMC will begin applying controls and finding re-routes for the

completion of as much traffic as possible. These reroutes may involve delivering traffic to alternate Carriers upon receiving approval from the CLECs involved. In some cases, changes in translations will be required. If the outage is caused by the destruction of equipment, then the ECC will assume control of the restoration.

5.2.1 Loss of a Central Office

When BellSouth loses a Central Office, the ECC will

- a) Place specialists and emergency equipment on notice;
- b) Inventory the damage to determine what equipment and/or functions are lost;
- c) Move containerized emergency equipment and facility equipment to the stricken area, if necessary;
- d) Begin reconnecting service on a parity basis for Hospitals, Police and other emergency agencies or End Users served by BellSouth or CLEC in accordance with the TSP priority restoration coding scheme entered in the BellSouth Maintenance database immediately prior to the emergency.

5.2.2 Loss of a Central Office with Serving Wire Center Functions

The loss of a Central Office that also serves as a Serving Wire Center (SWC) will be restored as described in Section 5.2.1.

5.2.3 Loss of a Central Office with Tandem Functions

When BellSouth loses a Central Office building that serves as an Access Tandem and as a SWC, the ECC will

- a) Place specialists and emergency equipment on notice;
- b) Inventory the damage to determine what equipment and/or functions are lost;
- c) Move containerized emergency equipment and facility equipment to the stricken area, if necessary;
- d) Begin reconnecting service on a parity basis for Hospitals, Police and other emergency agencies or End Users served by BellSouth or CLEC in accordance with the TSP priority restoration coding scheme entered in the BellSouth Maintenance database immediately prior to the emergency;
- e) Re-direct as much traffic as possible to the alternate access tandem (if available) for delivery to those CLECs utilizing a different location as a SWC;
- f) Begin aggregating traffic to a location near the damaged building. From this location, begin re-establishing trunk groups to the CLECs for the delivery of traffic normally found on the direct trunk groups. (This aggregation point may be the alternate access tandem location or another CO on a primary facility route.)

5.2.4 Loss of a Facility Hub

In the event that BellSouth loses a facility hub, the recovery process is much the same as above. Once the NMC has observed the problem and administered the appropriate controls, the ECC will assume authority for the repairs. The recovery effort will include

- a) Placing specialists and emergency equipment on notice;
- b) Inventorying the damage to determine what equipment and/or functions are lost;
- c) Moving containerized emergency equipment to the stricken area, if necessary;
- d) Reconnecting service on a parity basis for Hospitals, Police and other emergency agencies or End Users served by BellSouth or CLEC in accordance with the TSP priority restoration coding scheme entered in the BellSouth Maintenance database immediately prior to the emergency; and
- e) If necessary, BellSouth will aggregate the traffic at another location and build temporary facilities. This alternative would be viable for a location that is destroyed and building repairs are required.

5.3 COMBINED OUTAGE (CLEC AND BELLSOUTH EQUIPMENT)

In some instances, a disaster may impact BellSouth's equipment as well as the CLECs'. This situation will be handled in much the same way as described in Section 5.2.3. Since BellSouth and the CLECs will be utilizing temporary equipment, close coordination will be required.

6.0 T1 IDENTIFICATION PROCEDURES

During the restoration of service after a disaster, BellSouth may be forced to aggregate traffic for delivery to a CLEC. During this process, T1 traffic may be consolidated onto DS3s and may become unidentifiable to the Carrier. Because resources will be limited, BellSouth may be forced to "package" this traffic entirely differently than normally received by the CLECs. Therefore, a method for identifying the T1 traffic on the DS3s and providing the information to the Carriers is required.

7.0 ACRONYMS

CLEC	-	Competitive Local Exchange Carrier
CO	-	Central Office (BellSouth)
DS3	-	Facility that carries 28 T1s (672 circuits)
ECC	-	Emergency Control Center (BellSouth)
NMC	-	Network Management Center
SWC	-	Serving Wire Center (BellSouth switch)
T1	-	Facility that carries 24 circuits
TSP	-	Telecommunications Service Priority

Hurricane Information

During a hurricane, BellSouth will make every effort to keep CLECs updated on the status of our network. Information centers will be set up throughout BellSouth Telecommunications. These centers are not intended to be used for escalations, but rather to keep the CLEC informed of network related issues, area damages and dispatch conditions, etc.

Hurricane-related information can also be found on line at http://www.interconnection.bellsouth.com/network/disaster/dis_resp.htm. Information concerning Mechanized Disaster Reports can also be found at this website by clicking on CURRENT MDR REPORTS or by going directly to <http://www.interconnection.bellsouth.com/network/disaster/mdrs.htm>.

BST Disaster Management Plan

BellSouth maintenance centers have geographical and redundant communication capabilities. In the event of a disaster removing any maintenance center from service another geographical center would assume maintenance responsibilities. The contact numbers will not change and the transfer will be transparent to the CLEC.

Attachment 11

Bona Fide Request and New Business Request Process

BONA FIDE REQUEST AND NEW BUSINESS REQUEST PROCESS

1.0 The Parties agree that ReTel is entitled to order any Unbundled Network Element (UNE), Interconnection option, service option or Resale Service required to be made available by FCC or Commission requirements pursuant to the Communications Act of 1934, as modified by the Telecommunications Act of 1996 (the "Act"). ReTel also shall be permitted to request the development of new or revised facilities or service options which are not required by the Act. Procedures applicable to requesting the addition of such facilities or service options are specified in this Attachment 11.

2.0 **BONA FIDE REQUEST**

2.1 A Bona Fide Request (BFR) is to be used when ReTel makes a request of BellSouth to provide a new or modified UNE, Interconnection option, or other service option (Requested Services) pursuant to the Act that was not previously included in this Agreement.

2.2 A BFR shall be submitted in writing by ReTel and shall specifically identify the requested service date, technical requirements, space requirements and/or such other specifications that clearly define the request such that BellSouth has sufficient information to analyze and prepare a response. Such a request shall also include ReTel's designation of the request as being pursuant to the Telecommunications Act of 1996 (i.e. a BFR). The request shall be sent to ReTel's designated BellSouth Sales contact.

2.3 If BellSouth determines that the preliminary analysis of the requested BFR is of such complexity that it will cause BellSouth to expend inordinate resources to evaluate the BFR, BellSouth shall notify ReTel within ten (10) business days of BellSouth's receipt of BFR that a fee will be required prior to the evaluation of the BFR. ReTel shall submit such fee within thirty (30) business days of BellSouth's notice that a fee is required. Within thirty (30) business days of BellSouth's receipt of the fee, BellSouth shall respond to ReTel by providing a preliminary analysis of such Requested Services that are the subject of the BFR. The preliminary analysis shall either confirm that BellSouth will offer access to the Requested Services or confirm that BellSouth will not offer the Requested Services. If the preliminary analysis states that BellSouth will not offer the Requested Services, BellSouth will provide an explanation of why the request is not technically feasible, does not qualify as a BFR for the Requested Services or is otherwise not required to be provided under the Act. If preliminary analysis of the requested BFR is not of such complexity that it will cause BellSouth to expend inordinate resources to evaluate the BFR, within thirty (30) business days of its receipt of the BFR,

BellSouth shall respond to ReTel by providing a preliminary analysis of such Requested Services that are the subject of the BFR. The preliminary analysis shall either confirm that BellSouth will offer access to the Requested Services or confirm that BellSouth will not offer the Requested Services. If the preliminary analysis states that BellSouth will not offer the Requested Services, BellSouth will provide an explanation of why the request is not technically feasible, does not qualify as a BFR for the Requested Services or is otherwise not required to be provided under the Act.

- 2.4 ReTel may cancel a BFR at any time. If ReTel cancels the request more than ten (10) business days after submitting the BFR request, ReTel shall pay BellSouth's reasonable and demonstrable costs of processing and/or implementing the BFR up to the date of cancellation in addition to any fee submitted in accordance with Section 2.3 above.
- 2.5 ReTel will have thirty (30) business days from receipt of preliminary analysis to accept the preliminary analysis or cancel the BFR as set forth in Section 2.4. Acceptance of the preliminary analysis must be in writing and accompanied by all nonrecurring charges quoted in the preliminary analysis. The nonrecurring charges as stated in the preliminary analysis cover the initial work required to develop the project plan, create the design parameters, and establish all activities and resources required to complete the BFR (Development Costs). Development costs are non-refundable. If ReTel fails to respond within this 30-day period, the BFR will be deemed cancelled.
- 2.5.1 BellSouth shall propose a firm price quote and a detailed implementation plan within thirty (30) business days of receipt of ReTel's acceptance of the preliminary analysis.
- 2.5.2 ReTel shall have thirty (30) business days from receipt of firm price quote to accept or deny the firm price quote and submit any additional nonrecurring, non-refundable fees quoted in the firm price quote.
- 2.6 Unless ReTel agrees otherwise, all prices shall be consistent with the pricing principles of the Act, FCC and/or the Commission.
- 2.7 If ReTel believes that BellSouth's firm price quote is not consistent with the requirements of the Act, or if either Party believes that the other is not acting in good faith in requesting, negotiating or processing the BFR, either Party may seek FCC or Commission arbitration, as appropriate, to resolve the dispute. Any such arbitration applicable to UNEs and/or Interconnection shall be conducted in accordance with standards prescribed in Section 252 of the Act.

2.8 Upon agreement to the rates, terms and conditions of a BFR, an amendment to this Agreement may be required.

3.0 **NEW BUSINESS REQUEST**

3.1 A New Business Request (NBR) is to be used by ReTel to make a request of BellSouth for a new or modified feature or capability of an existing product or service, a new product or service that is not deployed within the BellSouth network or operations and business support systems, or a new or modified service option that was not previously included in this Agreement (Requested Enhanced Services).

3.2 An NBR shall be submitted in writing by ReTel and shall specifically identify the requested service date, technical requirements, space requirements and/or such specifications that clearly define the request such that BellSouth has sufficient information to analyze and prepare a response. The request shall be sent to ReTel's designated BellSouth Sales contact.

3.3 If BellSouth determines that the preliminary analysis of the requested NBR is of such complexity that it will cause BellSouth to expend inordinate resources to evaluate the NBR, BellSouth shall notify ReTel that a fee will be required prior to the evaluation of the NBR. ReTel shall submit such fee within ten (10) business days of BellSouth's notice that a fee is required. BellSouth shall use reasonable efforts to respond to the NBR within (30) business days following BellSouth's receipt of the fee by providing a preliminary analysis of such Requested Enhanced Services that are the subject of the NBR. The preliminary analysis shall either confirm that BellSouth will offer access to the Requested Enhanced Services or confirm that BellSouth will not offer the Requested Enhanced Services. If the preliminary analysis states that BellSouth will not offer the Requested Services, BellSouth will provide an explanation of why the request is not technically feasible, does not qualify as an NBR for the Requested Services or is otherwise not required to be provided under the Act. If preliminary analysis of the requested NBR is not of such complexity that it will cause BellSouth to expend inordinate resources to evaluate the NBR, BellSouth will use reasonable efforts to respond to ReTel within thirty (30) business days of its receipt of an NBR by providing a preliminary analysis of such Requested Services that are the subject of the NBR. The preliminary analysis shall either confirm that BellSouth will offer access to the Requested Enhanced Services or confirm that BellSouth will not offer the Requested Enhanced Services. If the preliminary analysis states that BellSouth will not offer the Requested Services, BellSouth will provide an explanation of why the request is not technically feasible, does not qualify as an NBR for the Requested Services or is otherwise not required to be provided under the Act.

- 3.4 ReTel may cancel an NBR at any time. If ReTel cancels the request more than ten (10) business days after submitting it, ReTel shall pay BellSouth's reasonable and demonstrable costs of processing and/or implementing the NBR up to the date of cancellation in addition to any fee submitted in accordance with Section 3.3 above.
- 3.5 ReTel will have thirty (30) business days from receipt of preliminary analysis to accept the preliminary analysis or cancel the NBR as set forth in section 3.4. Acceptance of the preliminary analysis must be in writing and accompanied by all nonrecurring charges quoted in the preliminary analysis. The nonrecurring charges as stated in the preliminary analysis cover the initial work required to develop the project plan, create the design parameters, and establish all activities and resources required to complete the NBR. If ReTel fails to respond within this 30-day period, the NBR will be deemed cancelled.
- 3.6 If ReTel accepts the preliminary analysis, BellSouth shall propose a firm price quote and a detailed implementation plan within sixty (60) business days of receipt of ReTel's acceptance of the preliminary analysis and nonrecurring fees quoted in the preliminary analysis.
- 3.7 ReTel shall have thirty (30) business days from receipt of the firm price quote to accept or deny the firm price quote and submit any additional nonrecurring, non-refundable fees quoted in the firm price quote.
- 3.8 Upon agreement to the terms of a NBR, an amendment to this Agreement, or a separate agreement, may be required.