

MONTHLY REPORT OF COST AND QUALITY OF FUEL OIL FOR ELECTRIC PLANTS
 DETAIL OF INVOICE AND TRANSPORTATION CHARGES

FPSC FORM NO. 423-1 (a)

1. REPORTING MONTH: AUG YEAR: 2004

2. REPORTING COMPANY: FLORIDA POWER LIGHT COMPANY

3. NAME, TITLE, TELEPHONE NUMBER OF CONTACT PERSON CONCERNING DATA
 SUBMITTED ON THIS FORM: KORY DUBIN, REGULATORY AFFAIRS, (305) 552-4910.

4. SIGNATURE OF OFFICIAL SUBMITTING REPORT: 

5. DATE COMPLETED: 11/03/2004

(A) LINE NO.	(B) PLANT	(C) SUPPLIER	(D) DELIVERY LOCATION	(E) DELIVERY DATE	(F) TYPE OIL	(G) VOLUME (BBL)	(H) INVOICE PRICE (\$/BBL)	(I) INVOICE AMOUNT (\$)	(J) DISCOUNT (\$)	(K) NET AMOUNT (\$)	(L) NET PRICE (\$/BBL)	(M) QUALITY ADJUST. (\$/BBL)	(N) EFFECTIVE PUR PRICE (\$/BBL)	(O) TRANSP TO TERM (\$/BBL)	(P) ADDITIONAL TRANS CHGS (\$/BBL)	(Q) OTHER CHGS (\$/BBL)	(R) DELIVERED PRICE (\$/BBL)
27	PPE	AMERIGAS		08/26/2004	PRO	8	61.6100	493	0	493	61.6100	0.0000	61.6100	0.0000	0.0000	0.0000	61.6100
28	PTF	AMERIGAS		08/13/2004	PRO	6	96.0000	576	0	576	96.0000	0.0000	96.0000	0.0000	0.0000	0.0000	96.0000
29	PRV	FERRELL		08/02/2004	PRO	5	55.0600	275	0	275	55.0600	0.0000	55.0600	0.0000	0.0000	0.0000	55.0600
30	PRV	FERRELL		08/05/2004	PRO	2	55.5800	111	0	111	55.5800	0.0000	55.5800	0.0000	0.0000	0.0000	55.5800
31	PRV	FERRELL		08/09/2004	PRO	7	56.4200	395	0	395	56.4200	0.0000	56.4200	0.0000	0.0000	0.0000	56.4200
32	PRV	FERRELL		08/12/2004	PRO	6	57.0800	342	0	342	57.0800	0.0000	57.0800	0.0000	0.0000	0.0000	57.0800
33	PRV	FERRELL		08/16/2004	PRO	7	58.0400	406	0	406	58.0400	0.0000	58.0400	0.0000	0.0000	0.0000	58.0400
34	PRV	FERRELL		08/19/2004	PRO	6	57.8100	347	0	347	57.8100	0.0000	57.8100	0.0000	0.0000	0.0000	57.8100
35	PRV	FERRELL		08/23/2004	PRO	6	58.1500	349	0	349	58.1500	0.0000	58.1500	0.0000	0.0000	0.0000	58.1500
36	PRV	FERRELL		08/26/2004	PRO	7	54.9000	384	0	384	54.9000	0.0000	54.9000	0.0000	0.0000	0.0000	54.9000
37	PRV	FERRELL		08/30/2004	PRO	6	54.9000	329	0	329	54.9000	0.0000	54.9000	0.0000	0.0000	0.0000	54.9000

DECLASSIFIED

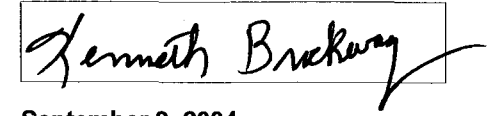
**MONTHLY REPORT OF COST AND QUALITY OF COAL FOR ELECTRIC PLANTS
ORIGIN, TONNAGE, DELIVERED PRICE AND AS RECEIVED QUALITY**

1. Report For Month/Yr: **August 2004**

4. Name, Title & Telephone Number of Contact
Person Concerning Data Submitted on this Form: **Korel M. Dubin (305-552-4910)**

2. Reporting Company: **Florida Power & Light**

5. Signature of Official Submitting Report:



3. Plant Name: **St. Johns River Power Park (SJRPP)**

6. Date Completed: **September 9, 2004**

Line No.	Supplier Name	Mine Location	Purchase Type	Transportation Mode	Tons	Effective Purchase Price (\$/Ton)	Total Trans Cost (\$/Ton)	FOB Plant Price (\$/Ton)	As Received Coal Quality			
									Sulfur Content (%)	Btu Content (%)	Ash Content (%)	Moisture Content (%)
(a)	(b)	(c)	(d)	(e)	(f)	(g)	(h)	(i)	(j)	(k)	(l)	(m)
1	Capex	,IM,	S	OC	7,703	22.63	0.00	22.63	5.82	14,652	0.31	6.93
2	Coal Marketing Company	45,IM,999	LTC	OC	48,242	40.98	0.00	40.98	0.64	11,837	7.38	11.06
3	DTE Clover, LLC	08,KY,095	LTC	UR	19,489	31.47	18.07	49.54	1.33	12,622	8.92	6.82
4	Energy Coal S.p.A.	,LA,	S	OC	7,794	23.29	0.00	23.29	5.93	13,987	0.36	8.10
5	Oxbow Carbon & Minerals Inc.	,TX,	S	OC	6,355	23.27	0.00	23.27	6.40	14,119	0.40	6.58

**CONFIDENTIAL
DECLASSIFIED**

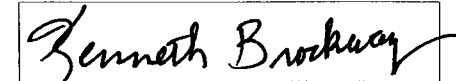
**MONTHLY REPORT OF COST AND QUALITY OF COAL FOR ELECTRIC PLANTS
DETAIL OF INVOICE PURCHASE PRICE**

1. Report For Month/Yr: **August 2004**

4. Name, Title & Telephone Number of Contact
Person Concerning Data Submitted on this Form: **Korel M. Dubin (305-552-4910)**

2. Reporting Company: **Florida Power & Light**

5. Signature of Official Submitting Report:



3. Plant Name: **St. Johns River Power Park (SJRPP)**

6. Date Completed: **September 9, 2004**

Line No.	Supplier Name	Mine Location	Purchase Type	Tons	FOB Mine Price (\$/Ton)	Short Haul & Loading Charge	Original Invoice Price (\$/Ton)	Retro-active Price Increases (\$/Ton)	Base Price (\$/Ton)	Quality Adjustments (\$/Ton)	Effective Purchase Price (\$/Ton)
(a)	(b)	(c)	(d)	(e)	(f)	(g)	(h)	(i)	(j)	(k)	(l)
1	Capex	,IM,	S	7,703	22.63	0.00	22.63	0.00	22.63	0.00	22.63
2	Coal Marketing Company	45,IM,999	LTC	48,242	40.98	0.00	40.98	0.00	40.98	0.00	40.98
3	DTE Clover, LLC	08,KY,095	LTC	19,489	31.47	0.00	31.47	0.00	31.47	0.00	31.47
4	Energy Coal S.p.A.	,LA,	S	7,794	23.29	0.00	23.29	0.00	23.29	0.00	23.29
5	Oxbow Carbon & Minerals Inc.	,TX,	S	6,355	23.27	0.00	23.27	0.00	23.27	0.00	23.27

**CONFIDENTIAL
DECLASSIFIED**

**MONTHLY REPORT OF COST AND QUALITY OF COAL FOR ELECTRIC PLANTS
DETAIL OF TRANSPORTATION CHARGES**


1. Report For Month/Yr: **August 2004**

4. Name, Title & Telephone Number of Contact

Person Concerning Data Submitted on this Form: **Korel M. Dubin (305-552-4910)**

2. Reporting Company: **Florida Power & Light**

5. Signature of Official Submitting Report:



3. Plant Name: **St. Johns River Power Park (SJRPP)**

6. Date Completed:

September 9, 2004

Line No.	Supplier Name	Mine Location	Shipping Point	Transportation Mode	Tons	Effective Purchase Price (\$/Ton)	Short Haul & Loading Charge (\$/Ton)	Rail Charges		Waterborne Charges				Total Transport Charges (\$/Ton)	FOB Plant Price (\$/Ton)	
								Rail Rate (\$/Ton)	Other Rail Charges (\$/Ton)	River Barge Rate (\$/Ton)	Trans-loading Rate (\$/Ton)	Ocean Barge Rate (\$/Ton)	Other Water Charges (\$/Ton)			Related Charges (\$/Ton)
(a)	(b)	(c)	(d)	(e)	(f)	(g)	(h)	(i)	(j)	(k)	(l)	(m)	(n)	(o)	(p)	(q)
1	Capex	,IM,	CAPEX	OC	7,703	22.63	0.00	0.00	0.00	0.00	0.00	0.00	0.00	0.00	0.00	22.63
2	Coal Marketing Company	45,IM,999	EL CERREJON	OC	48,242	40.98	0.00	0.00	0.00	0.00	0.00	0.00	0.00	0.00	0.00	40.98
3	DTE Clover, LLC	08,KY,095	CLOVER DTE	UR	19,489	31.47	0.00	18.07	0.00	0.00	0.00	0.00	0.00	0.00	18.07	49.54
4	Energy Coal S.p.A.	,LA,	CONOCO PHILLI	OC	7,794	23.29	0.00	0.00	0.00	0.00	0.00	0.00	0.00	0.00	0.00	23.29
5	Oxbow Carbon & Minerals Inc	,TX,	VALERO	OC	6,355	23.27	0.00	0.00	0.00	0.00	0.00	0.00	0.00	0.00	0.00	23.27

**CONFIDENTIAL
DECLASSIFIED**