

MONTHLY REPORT OF COST AND QUALITY OF FUEL OIL FOR ELECTRIC PLANTS
 DETAIL OF INVOICE AND TRANSPORTATION CHARGES

FPSC FORM NO. 423-1 (a)

1. REPORTING MONTH: APR YEAR: 2005

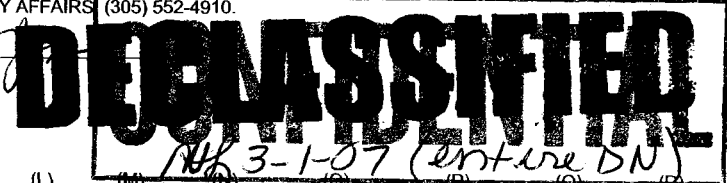
2. REPORTING COMPANY: FLORIDA POWER LIGHT COMPANY

3. NAME, TITLE TELEPHONE NUMBER OF CONTACT PERSON CONCERNING DATA
 SUBMITTED ON THIS FORM: KORY DUBIN, REGULATORY AFFAIRS (305) 552-4910.

4. SIGNATURE OF OFFICIAL SUBMITTING REPORT: *[Signature]*

5. DATE COMPLETED: 06/14/2005

070001-E T



(A)	(B)	(C)	(D)	(E)	(F)	(G)	(H)	(I)	(J)	(K)	(L)	(M)	(N)	(O)	(P)	(Q)	(R)
LINE NO.	PLANT	SUPPLIER	DELIVERY LOCATION	DELIVERY DATE	TYPE OIL	VOLUME (BBLs)	INVOICE PRICE (\$/BBL)	INVOICE AMOUNT (\$)	DISCOUNT (\$)	NET AMOUNT (\$)	NET PRICE (\$/BBL)	QUALITY ADJUST. (\$/BBL)	EFFECTIVE PUR PRICE (\$/BBL)	TRANSP TO TERM (\$/BBL)	ADDITIONAL TRANS CHGS (\$/BBL)	OTHER CHGS (\$/BBL)	DELIVERED PRICE (\$/BBL)
1	PCC	SHELL	PORT CANAVERAL	04/27/2005	F06	123939	39.6000	4,907,984	0	4,907,984	39.6000	0.0000	39.6000	0.0000	0.3868	0.1697	40.1565
2	PPE	SHELL	PORT EVERGLADES	04/10/2005	F06	170119	39.5000	6,719,701	0	6,719,701	39.5000	0.0000	39.5000	0.0000	0.0582	0.1860	39.7442
3	PMT	CONOCO	PORT MANATEE	04/30/2005	F06	190255	39.7200	7,556,929	0	7,556,929	39.7200	0.0000	39.7200	0.0000	0.0672	0.1685	39.9557
4	PRV	SEMPRA	RIVIERA	04/12/2005	F06	142859	39.9400	5,705,788	0	5,705,788	39.9400	0.0000	39.9400	0.0000	0.0090	0.1830	40.1320
5	PRV	SEMPRA	RIVIERA	04/20/2005	F06	143055	39.8400	5,699,311	0	5,699,311	39.8400	0.0000	39.8400	0.0000	0.0090	0.1830	40.0320
6	PTF	SEMPRA	FISHER ISLAND	04/08/2005	F06	148496	36.3700	5,400,800	0	5,400,800	36.3700	0.0000	36.3700	0.0000	0.5626	0.2203	37.1529
7	PTF	SEMPRA	FISHER ISLAND	04/29/2005	F06	148208	40.0000	5,928,320	0	5,928,320	40.0000	0.0000	40.0000	0.0000	0.5626	0.2203	40.7829
8	PCC	SHELL	PORT CANAVERAL	04/18/2005	F06	133255	39.6000	5,276,898	0	5,276,898	39.6000	0.0000	39.6000	0.0000	0.3868	0.1697	40.1565
9	PPE	SHELL	PORT EVERGLADES	04/30/2005	F06	169353	39.5000	6,689,444	0	6,689,444	39.5000	0.0000	39.5000	0.0000	0.0582	0.1860	39.7442
10	PRV	SHELL	RIVIERA	04/05/2005	F06	129876	39.5000	5,130,102	0	5,130,102	39.5000	0.0000	39.5000	0.0000	0.0090	0.1830	39.6920
11	PMR	PORT		04/28/2005	F03	8205	64.1300	526,187	0	526,187	64.1300	0.0000	64.1300	0.0000	0.0000	0.0000	64.1300
12	PMR	PORT		04/30/2005	F03	1422	64.1300	91,193	0	91,193	64.1300	0.0000	64.1300	0.0000	0.0000	0.0000	64.1300
13	PFM	ROYAL		04/28/2005	F03	8703	70.2900	611,734	0	611,734	70.2900	0.0000	70.2900	0.0000	0.0000	0.0000	70.2900
14	PFM	ROYAL		04/30/2005	F03	543	70.2900	38,167	0	38,167	70.2900	0.0000	70.2900	0.0000	0.0000	0.0000	70.2900
15	PPE	AMERIGAS		04/07/2005	PRO	7	62.5800	438	0	438	62.5800	0.0000	62.5800	0.0000	0.0000	0.0000	62.5800
16	PPE	AMERIGAS		04/22/2005	PRO	6	59.5100	357	0	357	59.5100	0.0000	59.5100	0.0000	0.0000	0.0000	59.5100
17	PTF	AMERIGAS		04/19/2005	PRO	9	80.2200	722	0	722	80.2200	0.0000	80.2200	0.0000	0.0000	0.0000	80.2200
18	PRV	FERRELL		04/01/2005	PRO	7	63.1200	442	0	442	63.1200	0.0000	63.1200	0.0000	0.0000	0.0000	63.1200
19	PRV	FERRELL		04/04/2005	PRO	4	63.4800	254	0	254	63.4800	0.0000	63.4800	0.0000	0.0000	0.0000	63.4800
20	PRV	FERRELL		04/08/2005	PRO	4	62.3300	249	0	249	62.3300	0.0000	62.3300	0.0000	0.0000	0.0000	62.3300
21	PRV	FERRELL		04/11/2005	PRO	3	61.1700	184	0	184	61.1700	0.0000	61.1700	0.0000	0.0000	0.0000	61.1700
22	PRV	FERRELL		04/15/2005	PRO	3	60.1200	180	0	180	60.1200	0.0000	60.1200	0.0000	0.0000	0.0000	60.1200
23	PRV	FERRELL		04/18/2005	PRO	3	60.1200	180	0	180	60.1200	0.0000	60.1200	0.0000	0.0000	0.0000	60.1200
24	PRV	FERRELL		04/22/2005	PRO	3	61.5800	185	0	185	61.5800	0.0000	61.5800	0.0000	0.0000	0.0000	61.5800
25	PRV	FERRELL		04/25/2005	PRO	1	61.9500	62	0	62	61.9500	0.0000	61.9500	0.0000	0.0000	0.0000	61.9500
26	PMR	INDIAN TOWN		04/12/2005	PRO	12	52.5000	630	0	630	52.5000	0.0000	52.5000	0.0000	0.0000	0.0000	52.5000

DOCUMENT NUMBER - DATE
 062114 JUN 30 08

MONTHLY REPORT OF COST AND QUALITY OF FUEL OIL FOR ELECTRIC PLANTS
 DETAIL OF INVOICE AND TRANSPORTATION CHARGES

FPSC FORM NO. 423-1 (a)

1. REPORTING MONTH: APR YEAR: 2005

2. REPORTING COMPANY: FLORIDA POWER LIGHT COMPANY

3. NAME, TITLE TELEPHONE NUMBER OF CONTACT PERSON CONCERNING DATA
 SUBMITTED ON THIS FORM: KORY DUBIN, REGULATORY AFFAIRS, (305) 552-4910.

4. SIGNATURE OF OFFICIAL SUBMITTING REPORT: *Kory Dubin*

5. DATE COMPLETED: 06/14/2005

(A)	(B)	(C)	(D)	(E)	(F)	(G)	(H)	(I)	(J)	(K)	(L)	(M)	(N)	(O)	(P)	(Q)	(R)
LINE NO.	PLANT	SUPPLIER	DELIVERY LOCATION	DELIVERY DATE	TYPE OIL	VOLUME (BBL)	INVOICE PRICE (\$/BBL)	INVOICE AMOUNT (\$)	DISCOUNT (\$)	NET AMOUNT (\$)	NET PRICE (\$/BBL)	QUALITY ADJUST. (\$/BBL)	EFFECTIVE PUR PRICE (\$/BBL)	TRANSP TO TERM (\$/BBL)	ADDITIONAL TRANS CHGS (\$/BBL)	OTHER CHGS (\$/BBL)	DELIVERED PRICE (\$/BBL)
27	PMT	SUBURBAN		04/05/2005	PRO	2	56.5200	113	0	113	56.5200	0.0000	56.5200	0.0000	0.0000	0.0000	56.5200
28	PMT	SUBURBAN		04/19/2005	PRO	4	59.4500	238	0	238	59.4500	0.0000	59.4500	0.0000	0.0000	0.0000	59.4500
29	PCC	SUBURBAN		04/27/2005	PRO	7	59.4500	416	0	416	59.4500	0.0000	59.4500	0.0000	0.0000	0.0000	59.4500
30	PSN	SUBURBAN		04/14/2005	PRO	4	58.5600	234	0	234	58.5600	0.0000	58.5600	0.0000	0.0000	0.0000	58.5600

DECLASSIFIED

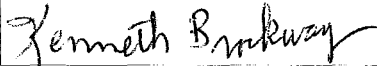
**MONTHLY REPORT OF COST AND QUALITY OF COAL FOR ELECTRIC PLANTS
ORIGIN, TONNAGE, DELIVERED PRICE AND AS RECEIVED QUALITY**

1. Report For Month/Yr: **April 2005**

4. Name, Title & Telephone Number of Contact
Person Concerning Data Submitted on this Form: **Korel M. Dubin (305-552-4910)**

2. Reporting Company: **Florida Power & Light**

5. Signature of Official Submitting Report:



3. Plant Name: **St. Johns River Power Park (SJRPP)**

6. Date Completed: **May 11, 2005**

Line No.	Supplier Name	Mine Location	Purchase Type	Transportation Mode	Tons	Effective Purchase Price (\$/Ton)	Total Trans Cost (\$/Ton)	FOB Plant Price (\$/Ton)	As Received Coal Quality			
									Sulfur Content (%)	Btu Content (%)	Ash Content (%)	Moisture Content (%)
(a)	(b)	(c)	(d)	(e)	(f)	(g)	(h)	(i)	(j)	(k)	(l)	(m)
1	Coal Marketing Company	45,IM,999	LTC	OC	12,250	39.80	0.00	39.80	0.68	11,254	9.42	12.27
2	DTE Clover, LLC	08,KY,095	LTC	UR	14,301	32.27	18.25	50.52	1.20	12,460	9.71	7.22

**CONFIDENTIAL
DECLASSIFIED**


**MONTHLY REPORT OF COST AND QUALITY OF COAL FOR ELECTRIC PLANTS
DETAIL OF INVOICE PURCHASE PRICE**

1. Report For Month/Yr: **April 2005**

4. Name, Title & Telephone Number of Contact
Person Concerning Data Submitted on this Form: **Korel M. Dubin (305-552-4910)**

2. Reporting Company: **Florida Power & Light**

5. Signature of Official Submitting Report:



3. Plant Name: **St. Johns River Power Park (SJRPP)**

6. Date Completed: **May 11, 2005**

Line No.	Supplier Name	Mine Location	Purchase Type	Tons	FOB Mine Price (\$/Ton)	Short Haul & Loading Charge	Original Invoice Price (\$/Ton)	Retro-active Price Increases (\$/Ton)	Base Price (\$/Ton)	Quality Adjustments (\$/Ton)	Effective Purchase Price (\$/Ton)
(a)	(b)	(c)	(d)	(e)	(f)	(g)	(h)	(i)	(j)	(k)	(l)
1	Coal Marketing Company	45,IM,999	LTC	12,250	39.80	0.00	39.80	0.00	39.80	0.00	39.80
2	DTE Clover, LLC	08,KY,095	LTC	14,301	32.27	0.00	32.27	0.00	32.27	0.00	32.27

**CONFIDENTIAL
DECLASSIFIED**

**MONTHLY REPORT OF COST AND QUALITY OF COAL FOR ELECTRIC PLANTS
DETAIL OF TRANSPORTATION CHARGES**

1. Report For Month/Yr: **April 2005**

4. Name, Title & Telephone Number of Contact
Person Concerning Data Submitted on this Form: **Korel M. Dubin (305-552-4910)**

2. Reporting Company: **Florida Power & Light**

5. Signature of Official Submitting Report:



3. Plant Name: **St. Johns River Power Park (SJRPP)**

6. Date Completed: **May 11, 2005**

Line No.	Supplier Name	Mine Location	Shipping Point	Transportation Mode	Tons	Effective Purchase Price (\$/Ton)	Short Haul & Loading Charge (\$/Ton)	Rail Charges		Waterborne Charges					Total Transport Charges (\$/Ton)	FOB Plant Price (\$/Ton)
								Rail Rate (\$/Ton)	Other Rail Charges (\$/Ton)	River Barge Rate (\$/Ton)	Trans-loading Rate (\$/Ton)	Ocean Barge Rate (\$/Ton)	Other Water Charges (\$/Ton)	Related Charges (\$/Ton)		
(a)	(b)	(c)	(d)	(e)	(f)	(g)	(h)	(i)	(j)	(k)	(l)	(m)	(n)	(o)	(p)	(q)
1	Coal Marketing Company	45,IM,999	EL CERREJON	OC	12,250	39.80	0.00	0.00	0.00	0.00	0.00	0.00	0.00	0.00	0.00	39.80
2	DTE Clover, LLC	08,KY,095	CLOVER DTE	UR	14,301	32.27	0.00	18.25	0.00	0.00	0.00	0.00	0.00	0.00	18.25	50.52

**CONFIDENTIAL
DECLASSIFIED**