

04 MAY 19 8

MONTHLY REPORT OF COST AND QUALITY OF FUEL OIL FOR ELECTRIC PLANTS

DETAIL OF INVOICE AND TRANSPORTATION CHARGES

FPSC FORM NO. 423-1 (a)

1. REPORTING MONTH: FEB YEAR: 2006

3. NAME, TITLE, TELEPHONE NUMBER OF CONTACT PERSON CONCERNING DATA SUBMITTED ON THIS FORM: KORY DUBIN, REGULATORY AFFAIRS, (305) 552-4910

2. REPORTING COMPANY: FLORIDA POWER LIGHT COMPANY

4. SIGNATURE OF OFFICIAL SUBMITTING REPORT: *[Signature]*

5. DATE COMPLETED: 04/14/2006

MA 4-25-08

080001-EI

CONFIDENTIAL

(A)	(B)	(C)	(D)	(E)	(F)	(G)	(H)	(I)	(J)	(K)	(L)	(M)	(N)	(O)	(P)	(Q)	(R)
LINE NO.	PLANT	SUPPLIER	DELIVERY LOCATION	DELIVERY DATE	TYPE OIL	VOLUME (BBL)	INVOICE PRICE (\$/BBL)	INVOICE AMOUNT (\$)	DISCOUNT (\$)	NET AMOUNT (\$)	NET PRICE (\$/BBL)	QUALITY ADJUST. (\$/BBL)	EFFECTIVE PUR PRICE (\$/BBL)	TRANSP TO TERM (\$/BBL)	ADDITIONAL TRANS CHGS (\$/BBL)	OTHER CHGS (\$/BBL)	DELIVERED PRICE (\$/BBL)
1	PMR	SHELL	PALM BEACH	02/08/2006	F06	87499	48.5970	4,252,189	0	4,252,189	48.5970	0.0000	48.5970	0.0000	0.2555	0.1824	49.0349
2	PRV	SHELL	RIVIERA	02/04/2006	F06	134355	48.5970	6,529,250	0	6,529,250	48.5970	0.0000	48.5970	0.0000	0.0090	0.1830	48.7890
3	PRV	SHELL	RIVIERA	02/08/2006	F06	47710	48.5970	2,318,563	0	2,318,563	48.5970	0.0000	48.5970	0.0000	0.0090	0.1830	48.7890
4	PTF	SEMPRA	FISHER ISLAND	02/06/2006	F06	148842	51.4600	7,659,409	0	7,659,409	51.4600	0.0000	51.4600	0.0000	0.5626	0.2203	52.2429
5	PMR	SHELL	PALM BEACH	02/26/2006	F06	16326	48.5970	793,395	0	793,395	48.5970	0.0000	48.5970	0.0000	0.2555	0.1824	49.0349
6	PRV	SHELL	RIVIERA	02/26/2006	F06	119619	48.5970	5,813,125	0	5,813,125	48.5970	0.0000	48.5970	0.0000	0.0090	0.1830	48.7890
7	PTF	SHELL	FISHER ISLAND	02/23/2006	F06	134969	48.5970	6,559,088	0	6,559,088	48.5970	0.0000	48.5970	0.0000	0.5626	0.2203	49.3799
8	PPE	AMERIGAS		02/02/2006	PRO	6	64.6400	388	0	388	64.6400	0.0000	64.6400	0.0000	0.0000	0.0000	64.6400
9	PPE	AMERIGAS		02/16/2006	PRO	6	64.6400	388	0	388	64.6400	0.0000	64.6400	0.0000	0.0000	0.0000	64.6400
10	PTF	AMERIGAS		02/09/2006	PRO	6	119.2800	716	0	716	119.2800	0.0000	119.2800	0.0000	0.0000	0.0000	119.2800
11	PRV	FERRELL		02/03/2006	PRO	4	78.5000	314	0	314	78.5000	0.0000	78.5000	0.0000	0.0000	0.0000	78.5000
12	PRV	FERRELL		02/10/2006	PRO	5	81.8600	409	0	409	81.8600	0.0000	81.8600	0.0000	0.0000	0.0000	81.8600
13	PRV	FERRELL		02/17/2006	PRO	7	81.8600	573	0	573	81.8600	0.0000	81.8600	0.0000	0.0000	0.0000	81.8600
14	PRV	FERRELL		02/24/2006	PRO	3	81.8600	246	0	246	81.8600	0.0000	81.8600	0.0000	0.0000	0.0000	81.8600
15	PRV	FERRELL		02/25/2006	PRO	1	81.8600	82	0	82	81.8600	0.0000	81.8600	0.0000	0.0000	0.0000	81.8600

DECLASSIFIED

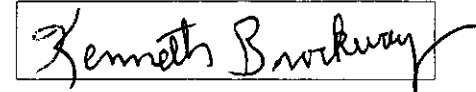
**MONTHLY REPORT OF COST AND QUALITY OF COAL FOR ELECTRIC PLANTS
ORIGIN, TONNAGE, DELIVERED PRICE AND AS RECEIVED QUALITY**

1. Report For Month/Yr: **February 2006**

4. Name, Title & Telephone Number of Contact
Person Concerning Data Submitted on this Form: **Korel M. Dubin (305-552-4910)**

2. Reporting Company: **Florida Power & Light**

5. Signature of Official Submitting Report:



3. Plant Name: **St. Johns River Power Park (SJRPP)**

6. Date Completed:

March 9, 2006

Line No.	Supplier Name	Mine Location	Purchase Type	Transportation Mode	Tons	Effective Purchase Price (\$/Ton)	Total Trans Cost (\$/Ton)	FOB Plant Price (\$/Ton)	As Received Coal Quality			
									Sulfur Content (%)	Btu Content (%)	Ash Content (%)	Moisture Content (%)
(a)	(b)	(c)	(d)	(e)	(f)	(g)	(h)	(i)	(j)	(k)	(l)	(m)
1	Coal Marketing Company	45,IM,999	LTC	OC	41,636	43.55	0.00	43.55	0.60	11,303	8.44	12.57
2	DTE Clover, LLC	08,KY,095	LTC	UR	12,330	33.10	18.43	51.53	1.23	12,249	11.62	6.81
3	Oxbow Carbon & Minerals Inc.	,TX,	S	OC	6,849	32.47	0.00	32.47	6.41	14,106	0.32	6.49
4	TCP Petcoke Corporation	,IM,	S	OC	8,908	37.96	0.00	37.96	4.58	13,616	0.55	10.45

CONFIDENTIAL

DECLASSIFIED

NOTES: 1) SJRPP reported coal volumes represents FPL's 20% share of total receipts.

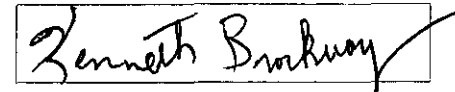
**MONTHLY REPORT OF COST AND QUALITY OF COAL FOR ELECTRIC PLANTS
DETAIL OF INVOICE PURCHASE PRICE**

1. Report For Month/Yr: **February 2006**

4. Name, Title & Telephone Number of Contact
Person Concerning Data Submitted on this Form: **Korel M. Dubin (305-552-4910)**

2. Reporting Company: **Florida Power & Light**

5. Signature of Official Submitting Report:



3. Plant Name: **St. Johns River Power Park (SJRPP)**

6. Date Completed: **March 9, 2006**

Line No.	Supplier Name	Mine Location	Purchase Type	Tons	FOB Mine Price (\$/Ton)	Short Haul & Loading Charge	Original Invoice Price (\$/Ton)	Retro-active Price Increases (\$/Ton)	Base Price (\$/Ton)	Quality Adjustments (\$/Ton)	Effective Purchase Price (\$/Ton)
(a)	(b)	(c)	(d)	(e)	(f)	(g)	(h)	(i)	(j)	(k)	(l)
1	Coal Marketing Company	45,IM,999	LTC	41,636	43.55	0.00	43.55	0.00	43.55	0.00	43.55
2	DTE Clover, LLC	08,KY,095	LTC	12,330	33.10	0.00	33.10	0.00	33.10	0.00	33.10
3	Oxbow Carbon & Minerals Inc.	,TX,	S	6,849	32.47	0.00	32.47	0.00	32.47	0.00	32.47
4	TCP Petcoke Corporation	,IM,	S	8,908	37.96	0.00	37.96	0.00	37.96	0.00	37.96

CONFIDENTIAL

DECLASSIFIED

**MONTHLY REPORT OF COST AND QUALITY OF COAL FOR ELECTRIC PLANTS
DETAIL OF TRANSPORTATION CHARGES**


1. Report For Month/Yr: **February 2006**

4. Name, Title & Telephone Number of Contact

Person Concerning Data Submitted on this Form: **Korel M. Dubin (305-552-4910)**

2. Reporting Company: **Florida Power & Light**

5. Signature of Official Submitting Report:



3. Plant Name: **St. Johns River Power Park (SJRPP)**

6. Date Completed:

March 9, 2006

Line No.	Supplier Name	Mine Location	Shipping Point	Transportation Mode	Tons	Effective Purchase Price (\$/Ton)	Short Haul & Loading Charge (\$/Ton)	Rail Charges		Waterborne Charges				Total Transport Charges (\$/Ton)	FOB Plant Price (\$/Ton)	
								Rail Rate (\$/Ton)	Other Rail Charges (\$/Ton)	River Barge Rate (\$/Ton)	Trans-loading Rate (\$/Ton)	Ocean Barge Rate (\$/Ton)	Other Water Charges (\$/Ton)			Related Charges (\$/Ton)
(a)	(b)	(c)	(d)	(e)	(f)	(g)	(h)	(i)	(j)	(k)	(l)	(m)	(n)	(o)	(p)	(q)
1	Coal Marketing Company	45,IM,999	EL CERREJON	OC	41,636	43.55	0.00	0.00	0.00	0.00	0.00	0.00	0.00	0.00	0.00	43.55
2	DTE Clover, LLC	08,KY,095	CLOVER DTE	UR	12,330	33.10	0.00	18.43	0.00	0.00	0.00	0.00	0.00	0.00	18.43	51.53
3	Oxbow Carbon & Minerals Inc	,TX,	VALERO	OC	6,849	32.47	0.00	0.00	0.00	0.00	0.00	0.00	0.00	0.00	0.00	32.47
4	TCP Petcoke Corporation	,IM,	TCP-LAGOVEN	OC	8,908	37.96	0.00	0.00	0.00	0.00	0.00	0.00	0.00	0.00	0.00	37.96

CONFIDENTIAL

DECLASSIFIED