



John T. Butler
 Senior Attorney
 Regulatory
 Florida Power & Light Company
 700 Universe Boulevard
 Juno Beach, FL 33408-0420
 (561) 304-5639
 (561) 691-7135 (Facsimile)

November 18, 2008

VIA HAND DELIVERY

Ms. Ann Cole, Director
 Division of the Commission Clerk and
 Administrative Services
 Florida Public Service Commission
 Betty Easley Conference Center, Room 110
 2540 Shumard Oak Boulevard
 Tallahassee, Florida 32399-0850

RECEIVED-FPSC
 08 NOV 18 PM 3:48
 COMMISSION
 CLERK

Re: Docket No. 080001-EI – Monthly Fuel Filings

Dear Ms. Cole:

Enclosed herewith for filing are the original and seven (7) copies of the following monthly fuel reports for FPL:

- (a) FPSC Forms 423-1, 423-1(a), and 423-1(b) for Florida Power & Light Company for the month of August 2008;
- (b) FPSC Forms 423-2, 423-2(a), and 423-2(b) for St. Johns River Power Park (SJRPP) for the month of August 2008; and
- (c) FPSC Forms 423-2, 423-2(a), and 423-2(b) for Plant Scherer for the month of July 2008.

COM
 (ECR)
 GCL
 OPC
 RCP
 SSC
 SGA
 ADM
 CLK

FPL's Request for Confidential Classification of the information removed from FPL FPSC Form 423 1(a) and SJRPP FPSC Forms 423-2, 423-2(a), and 423-2(b) is being filed under separate cover. Should you have any questions regarding this filing, please contact me at (561) 304-5639.

Thank you for your attention to this matter, I remain,

Sincerely,

John T. Butler

JTB/jsb
 Enclosures
 cc: Service List

Doc/423 Fuel Filing/August 2008

an FPL Group company

DOCUMENT NUMBER-DATE
 10756 NOV 18 08
 FPSC-COMMISSION CLERK

MONTHLY REPORT OF COST AND QUALITY OF FUEL OIL FOR ELECTRIC PLANTS
ORIGIN, VOLUME, DELIVERED PRICE AND AS RECEIVED QUANTITY

FPSC FORM NO. 423-1

3. NAME, TITLE TELEPHONE NUMBER OF CONTACT PERSON CONCERNING DATA
SUBMITTED ON THIS FORM: KORY DUBIN, REGULATORY AFFAIRS, (305) 552-4910.

1. REPORTING MONTH: AUG YEAR: 2008

4. SIGNATURE OF OFFICIAL SUBMITTING REPORT: 

2. REPORTING COMPANY: FLORIDA POWER & LIGHT COMPANY

5. DATE COMPLETED: 10/14/2008

LINE NO	PLANT	SUPPLIER	SHIPPING POINT	PURCHASE TYPE	DELIVERY LOCATION	DELIVERY DATE	TYPE OIL	SULFUR (%)	BTU CONTENT (BTU / GAL)	VOLUME (BBLs)	PRICE (\$/BBL)
1	MARTIN	CONOCO	MARRERO	MTC	PALM BEACH	08/06/2008	F06	0.98	154476	108441	101.2000
2	MANATEE	CONOCO	MARRERO	MTC	PORT MANATEE	08/14/2008	F06	0.88	153452	108217	101.3000
3	TURKEY POINT	CONOCO	MARRERO	MTC	FISHER ISLAND	08/28/2008	F06	1.00	153333	108823	101.2500
4	MARTIN	SHELL	ST. ROSE	S	PALM BEACH	08/27/2008	F06	0.90	152929	78702	100.9200
5	PT. EVERGLADES	SHELL	ST. ROSE	S	PORT EVERGLADES	08/03/2008	F06	0.94	153238	69376	115.8700
6	PT. EVERGLADES	SHELL	ST. ROSE	S	PORT EVERGLADES	08/15/2008	F06	0.96	152667	134546	100.3900
7	RIVIERA	SHELL	ST. ROSE	S	RIVIERA	08/27/2008	F06	0.90	152929	55965	100.9200
8	TURKEY POINT	SHELL	ST. ROSE	S	FISHER ISLAND	08/04/2008	F06	0.93	153143	65651	115.8700
9	PT. EVERGLADES	AMERIGAS	NA-TRUCK DELIVERY	STC		08/07/2008	PRO	N/A	N/A	10	160.1000
10	PT. EVERGLADES	AMERIGAS	NA-TRUCK DELIVERY	STC		08/21/2008	PRO	N/A	N/A	8	160.4500
11	TURKEY POINT	AMERIGAS	NA-TRUCK DELIVERY	STC		08/26/2008	PRO	N/A	N/A	7	147.8000
12	RIVIERA	FERRELL	NA-TRUCK DELIVERY	STC		08/01/2008	PRO	N/A	N/A	3	195.3200
13	RIVIERA	FERRELL	NA-TRUCK DELIVERY	STC		08/08/2008	PRO	N/A	N/A	5	193.9000
14	RIVIERA	FERRELL	NA-TRUCK DELIVERY	STC		08/15/2008	PRO	N/A	N/A	3	202.2300
15	RIVIERA	FERRELL	NA-TRUCK DELIVERY	STC		08/22/2008	PRO	N/A	N/A	2	201.0800
16	RIVIERA	FERRELL	NA-TRUCK DELIVERY	STC		08/29/2008	PRO	N/A	N/A	3	201.0800
17	CAPE CANAVERAL	SUBURBAN	NA-TRUCK DELIVERY	STC		08/04/2008	PRO	N/A	N/A	7	102.7400

DOCUMENT NUMBER-DATE

10756 NOV 18 08

FPSC-COMMISSION CLERK

MONTHLY REPORT OF COST AND QUALITY OF FUEL OIL FOR ELECTRIC PLANTS
 DETAIL OF INVOICE AND TRANSPORTATION CHARGES

FPSC FORM NO. 423-1 (a)

1. REPORTING MONTH: AUG YEAR: 2008

2. REPORTING COMPANY: FLORIDA POWER LIGHT COMPANY

3. NAME, TITLE TELEPHONE NUMBER OF CONTACT PERSON CONCERNING DATA
 SUBMITTED ON THIS FORM: KORY DUBIN, REGULATORY AFFAIRS, (305) 552-4910.

4. SIGNATURE OF OFFICIAL SUBMITTING REPORT: 

5. DATE COMPLETED: 10/14/2008



(A)	(B)	(C)	(D)	(E)	(F)	(G)	(H)	(I)	(J)	(K)	(L)	(M)	(N)	(O)	(P)	(Q)	(R)
LINE NO.	PLANT	SUPPLIER	DELIVERY LOCATION	DELIVERY DATE	TYPE OIL	VOLUME (BBLs)	INVOICE PRICE (\$/BBL)	INVOICE AMOUNT (\$)	DISCOUNT (\$)	NET AMOUNT (\$)	NET PRICE (\$/BBL)	QUALITY ADJUST. (\$/BBL)	EFFECTIVE PUR PRICE (\$/BBL)	TRANSP TO TERM (\$/BBL)	ADDITIONAL TRANS CHGS (\$/BBL)	OTHER CHGS (\$/BBL)	DELIVERED PRICE (\$/BBL)
1	PMR	CONOCO	PALM BEACH	08/06/2008	F06	108441								0.0000			101.6379
2	PMT	CONOCO	PORT MANATEE	08/14/2008	F06	108217								0.0000			101.5357
3	PTF	CONOCO	FISHER ISLAND	08/28/2008	F06	108823								0.0000			102.0329
4	PMR	SHELL	PALM BEACH	08/27/2008	F06	78702								0.0000			101.3579
5	PPE	SHELL	PORT EVERGLADES	08/03/2008	F06	69376								0.0000			116.1142
6	PPE	SHELL	PORT EVERGLADES	08/15/2008	F06	134546								0.0000			100.6342
7	PRV	SHELL	RIVIERA	08/27/2008	F06	55965								0.0000			101.1120
8	PTF	SHELL	FISHER ISLAND	08/04/2008	F06	65651								0.0000			116.6529
9	PPE	AMERIGAS		08/07/2008	PRO	10	160.1000	1,601	0	1,601	160.1000	0.0000	160.1000	0.0000	0.0000	0.0000	160.1000
10	PPE	AMERIGAS		08/21/2008	PRO	8	160.4500	1,284	0	1,284	160.4500	0.0000	160.4500	0.0000	0.0000	0.0000	160.4500
11	PTF	AMERIGAS		08/26/2008	PRO	7	147.8000	1,035	0	1,035	147.8000	0.0000	147.8000	0.0000	0.0000	0.0000	147.8000
12	PRV	FERRELL		08/01/2008	PRO	3	195.3200	586	0	586	195.3200	0.0000	195.3200	0.0000	0.0000	0.0000	195.3200
13	PRV	FERRELL		08/08/2008	PRO	5	193.9000	970	0	970	193.9000	0.0000	193.9000	0.0000	0.0000	0.0000	193.9000
14	PRV	FERRELL		08/15/2008	PRO	3	202.2300	607	0	607	202.2300	0.0000	202.2300	0.0000	0.0000	0.0000	202.2300
15	PRV	FERRELL		08/22/2008	PRO	2	201.0800	402	0	402	201.0800	0.0000	201.0800	0.0000	0.0000	0.0000	201.0800
16	PRV	FERRELL		08/29/2008	PRO	3	201.0800	603	0	603	201.0800	0.0000	201.0800	0.0000	0.0000	0.0000	201.0800
17	PCC	SUBURBAN		08/04/2008	PRO	7	102.7400	719	0	719	102.7400	0.0000	102.7400	0.0000	0.0000	0.0000	102.7400


FPSC FORM NO. 423-1(b)

MONTHLY REPORT OF COST AND QUALITY OF FUEL OIL FOR ELECTRIC PLANTS
 REPORT OF ADJUSTMENTS TO PREVIOUS OIL DELIVERIES

1. REPORTING MONTH: AUGUST 2008

3. NAME, TITLE, & TELEPHONE NUMBER OF CONTACT PERSON CONCERNING DATA
 SUBMITTED ON THIS FORM: KORY DUBIN, REGULATORY AFFAIRS,

2. REPORTING COMPANY: FLORIDA POWER & LIGHT COMPANY

4. SIGNATURE OF OFFICIAL SUBMITTING REPORT: 

5. DATE COMPLETED: 10/15/2008

LINE NO.	MONTH REPORTED	FORM PLANT NAME	SUPPLIER	ORIGINAL LINE NUMBER	OLD VOLUME (BBLs)	FORM NO.	COLUMN DESIGNATOR & TITLE	OLD VALUE	NEW VALUE	NEW DELIVERED PRICE (\$/BBL)	REASON FOR REVISION
(A)	(B)	(C)	(D)	(E)	(F)	(G)	(H)	(I)	(J)	(K)	(L)
1	NONE										


**MONTHLY REPORT OF COST AND QUALITY OF COAL FOR ELECTRIC PLANTS
ORIGIN, TONNAGE, DELIVERED PRICE AND AS RECEIVED QUALITY**

1. Report For Month/Yr: **August 2008**

4. Name, Title & Telephone Number of Contact
Person Concerning Data Submitted on this Form: **Terry Keith (305-552-4334)**

2. Reporting Company: **Florida Power & Light**

5. Signature of Official Submitting Report:



3. Plant Name: **St. Johns River Power Park (SJRPP)**

6. Date Completed: **September 4, 2008**

Line No.	Supplier Name	Mine Location	Purchase Type	Transportation Mode	Tons	Effective Purchase Price (\$/Ton)	Total Trans Cost (\$/Ton)	FOB Plant Price (\$/Ton)	As Received Coal Quality			
									Sulfur Content (%)	Btu Content (%)	Ash Content (%)	Moisture Content (%)
(a)	(b)	(c)	(d)	(e)	(f)	(g)	(h)	(i)	(j)	(k)	(l)	(m)
1	Coal Marketing Company	45,1M,999	LTC	OC	78,699			52.22	0.60	10,964	10.00	13.10

EDITED COPY


**MONTHLY REPORT OF COST AND QUALITY OF COAL FOR ELECTRIC PLANTS
DETAIL OF INVOICE PURCHASE PRICE**

1. Report For Month/Yr: **August 2008**

4. Name, Title & Telephone Number of Contact
Person Concerning Data Submitted on this Form: **Terry Keith (305-552-4334)**

2. Reporting Company: **Florida Power & Light**

5. Signature of Official Submitting Report:



3. Plant Name: **St. Johns River Power Park (SJRPP)**

6. Date Completed: **September 4, 2008**

Line No.	Supplier Name	Mine Location	Purchase Type	Tons	FOB Mine Price (\$/Ton)	Short Haul & Loading Charge	Original Invoice Price (\$/Ton)	Retro-active Price Increases (\$/Ton)	Base Price (\$/Ton)	Quality Adjustments (\$/Ton)	Effective Purchase Price (\$/Ton)
(a)	(b)	(c)	(d)	(e)	(f)	(g)	(h)	(i)	(j)	(k)	(l)
1	Coal Marketing Company	45,IM,999	LTC	78,699		0.00		0.00		0.00	

EDITED COPY


**MONTHLY REPORT OF COST AND QUALITY OF COAL FOR ELECTRIC PLANTS
DETAIL OF TRANSPORTATION CHARGES**

1. Report For Month/Yr: **August 2008**

4. Name, Title & Telephone Number of Contact
Person Concerning Data Submitted on this Form: **Terry Keith (305-552-4334)**

2. Reporting Company: **Florida Power & Light**

5. Signature of Official Submitting Report:



3. Plant Name: **St. Johns River Power Park (SJRPP)**

6. Date Completed: **September 4, 2008**

Line No.	Supplier Name	Mine Location	Shipping Point	Transportation Mode	Tons	Effective Purchase Price (\$/Ton)	Short Haul & Loading Charge (\$/Ton)	Rail Charges		Waterborne Charges					Total Transport Charges (\$/Ton)	FOB Plant Price (\$/Ton)
								Rail Rate (\$/Ton)	Other Rail Charges (\$/Ton)	River Barge Rate (\$/Ton)	Trans-loading Rate (\$/Ton)	Ocean Barge Rate (\$/Ton)	Other Water Charges (\$/Ton)	Related Charges (\$/Ton)		
(a)	(b)	(c)	(d)	(e)	(f)	(g)	(h)	(i)	(j)	(k)	(l)	(m)	(n)	(o)	(p)	(q)
1	Coal Marketing Company	45,IM,999	EL CERREJON	OC	78,699		0.00		0.00	0.00	0.00	0.00	0.00	0.00		52.22

EDITED COPY

**MONTHLY REPORT OF COST AND QUALITY OF COAL FOR ELECTRIC PLANTS
ORIGIN, TONNAGE, DELIVERED PRICE, AND AS RECEIVED QUALITY**

1. Reporting Month: **July** Year: **2008**
 2. Reporting Company: **FLORIDA POWER & LIGHT COMPANY**
 3. Plant Name: **R.W.SCHERER**

4. Name, Title & Telephone Number of Contact Person Concerning Data
 Submitted on this Form: Terry Keith
 (305) 552-4334

5. Signature of Official Submitting Report:



6. Date Completed: **24-Sep-08**

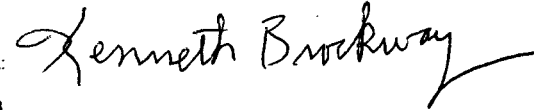
Line No.	Supplier Name	Mine Location	Purchase Type	Transport Mode	Tons	Purchase Price (\$/Ton)	Effective Transport Charges (\$/Ton)	Total FOB Plant Price (\$/Ton)	Sulfur Content (%)	Btu Content (Btu/lb)	Ash Content (%)	Moisture Content (%)
(a)	(b)	(c)	(d)	(e)	(f)	(g)	(h)	(i)	(j)	(k)	(l)	(m)
(1)	FOUNDATION COAL WEST	19/WY/5	S	UR	30,629.45	8.167	26.82	34.987	0.34	8,306	4.49	30.16
(2)	KENNECOTT COAL SALES	19/WY/5	S	UR	34,863.88	7.513	26.78	34.293	0.43	8,760	5.03	27.51
(3)	KENNECOTT COAL SALES	19/WY/5	S	UR	21,881.96	8.457	26.83	35.287	0.26	8,774	4.93	26.15
(4)	POWDER RIVER COAL CO	19/WY/5	S	UR	38,704.94	9.522	26.77	36.292	0.22	8,716	4.44	27.18
(5)	COALSALES, LLC	19/WY/5	S	UR	46,662.20	10.183	26.62	36.803	0.32	8,464	4.55	29.47
(6)	COAL SALES, LLC	19/WY/5	S	UR	46,570.55	8.592	26.71	35.302	0.36	8,185	5.35	30.17
(7)	KENNECOTT COAL SALES	19/WY/5	S	UR	13,900.48	13.479	26.62	40.099	0.27	8,786	5.38	25.66
(8)	FOUNDATION COAL WEST	19/WY/5	S	UR	13,915.64	11.187	26.43	37.617	0.37	8,376	4.63	29.62
(9)	BUCKSKIN MINING COMPAN'	19/WY/5	S	UR	13,916.42	10.819	26.56	37.379	0.29	8,377	4.51	29.71
(10)	NRG POWER MARKETING, IN	19/WY/5	S	UR	27,764.95	9.670	26.84	36.510	0.26	8,387	4.20	29.90

**MONTHLY REPORT OF COST AND QUALITY OF COAL FOR ELECTRIC PLANTS
DETAILED PURCHASED COAL INVOICE INFORMATION**

1. Reporting Month: **July** Year: **2008**
 2. Reporting Company: **FLORIDA POWER & LIGHT COMPANY**
 3. Plant Name: **R.W.SCHERER**

4. Name, Title & Telephone Number of Contact Person Concerning Data
 Submitted on this Form: Terry Keith
 (305) 552-4334

5. Signature of Official Submitting Report:




6. Date Completed: **24-Sep-08**

Line No.	Supplier Name	Mine Location	Purch. Type	Tons	FOB Mine Price (\$/Ton)	Shorthaul & Loading Charges (\$/Ton)	Original Invoice Price (\$/Ton)	Retroactive Price Increase (\$/Ton)	Base Price (\$/Ton)	Quality Adjustments (\$/Ton)	Effective Purchase Price (\$/Ton)
(a)	(b)	(c)	(d)	(e)	(f)	(g)	(h)	(i)	(j)	(k)	(l)
(1)	FOUNDATION COAL WEST	19/WY/5	S	30,629.45	8.560	-	8.560	-	8.560	(0.393)	8.167
(2)	KENNECOTT COAL SALES	19/WY/5	S	34,863.88	7.501	-	7.501	-	7.501	0.012	7.513
(3)	KENNECOTT COAL SALES	19/WY/5	S	21,881.96	8.560	-	8.560	-	8.560	(0.103)	8.457
(4)	POWDER RIVER COAL CO	19/WY/5	S	38,704.94	9.630	-	9.630	-	9.630	(0.108)	9.522
(5)	COALSALES, LLC	19/WY/5	S	46,662.20	10.224	-	10.224	-	10.224	(0.041)	10.183
(6)	COAL SALES, LLC	19/WY/5	S	46,570.55	8.703	-	8.703	-	8.703	(0.111)	8.592
(7)	KENNECOTT COAL SALES	19/WY/5	S	13,900.48	13.589	-	13.589	-	13.589	(0.110)	13.479
(8)	FOUNDATION COAL WEST	19/WY/5	S	13,915.64	11.235	-	11.235	-	11.235	(0.048)	11.187
(9)	BUCKSKIN MINING COMPAN	19/WY/5	S	13,916.42	10.861	-	10.861	-	10.861	(0.042)	10.819
(10)	NRG POWER MARKETING, I	19/WY/5	S	27,764.95	9.684	-	9.684	-	9.684	(0.014)	9.670

**MONTHLY REPORT OF COST AND QUALITY OF COAL FOR ELECTRIC PLANTS
DETAILED TRANSPORTATION INVOICE INFORMATION**

1. Reporting Month: **July** Year: **2008**
 2. Reporting Company: **FLORIDA POWER & LIGHT COMPANY**
 3. Plant Name: **R.W.SCHERER**

4. Name, Title & Telephone Number of Contact Person Concerning Data
 Submitted on this Form: Terry Keith
 (305) 552-4334

5. Signature of Official Submitting Report: 
 6. Date Completed: **24-Sep-08**

Line No.	Supplier Name	Mine Location	Shipping Point	Transport Mode	Tons	Effective Purchase Price (\$/Ton)	Additional Shorthaul & Loading Charges (\$/Ton)	Rail Charges		Waterborne Charges				Other Related Charges (\$/Ton)	Total Transportation Charges (\$/Ton)	FOB Plant Price (\$/Ton)
								Rail Rate (\$/Ton)	Other Rail Charges (\$/Ton)	River Barge Rate (\$/Ton)	Trans-loading Rate (\$/Ton)	Ocean Barge Rate (\$/Ton)	Other Water Charges (\$/Ton)			
(a)	(b)	(c)	(d)	(e)	(f)	(g)	(h)	(i)	(j)	(k)	(l)	(m)	(n)	(o)	(p)	(q)
(1)	FOUNDATION COAL WEST	19/WY/5	EAGLE JCT, WY	UR	30,629.45	8.167	-	26.82	-	-	-	-	-	-	26.82	34.987
(2)	KENNECOTT COAL SALES	19/WY/5	JACOBS JCT, WY	UR	34,863.88	7.513	-	26.78	-	-	-	-	-	-	26.78	34.293
(3)	KENNECOTT COAL SALES	19/WY/5	CONVERSE, JCT, WY	UR	21,881.96	8.457	-	26.83	-	-	-	-	-	-	26.83	35.287
(4)	POWDER RIVER COAL CO	19/WY/5	NACCO JCT, WY	UR	38,704.94	9.522	-	26.77	-	-	-	-	-	-	26.77	36.292
(5)	COALSALES, LLC	19/WY/5	CABALO JCT, WY	UR	46,662.20	10.183	-	26.62	-	-	-	-	-	-	26.62	36.803
(6)	COAL SALES, LLC	19/WY/5	RAWHIDE JCT, WY	UR	46,570.55	8.592	-	26.71	-	-	-	-	-	-	26.71	35.302
(7)	KENNECOTT COAL SALES	19/WY/5	EAGLE JCT, WY	UR	13,900.48	13.479	-	26.62	-	-	-	-	-	-	26.62	40.099
(8)	FOUNDATION COAL WEST	19/WY/5	EAGLE JCT, WY	UR	13,915.64	11.187	-	26.43	-	-	-	-	-	-	26.43	37.617
(9)	BUCKSKIN MINING COMPAN	19/WY/5	BUCKSKIN JCT, WY	UR	13,916.42	10.819	-	26.56	-	-	-	-	-	-	26.56	37.379
(10)	NRG POWER MARKETING, I	19/WY/5	BUCKSKIN JCT, WY	UR	27,764.95	9.670	-	26.84	-	-	-	-	-	-	26.84	36.510

CERTIFICATE OF SERVICE

I, THE UNDERSIGNED COUNSEL, HEREBY CERTIFY that copies of Florida Power & Light Company's forms 423-1, 423-1(a) edited, and 423-1(b) for the month of August, 2008, copies of St. Johns River Power Park edited forms 423-2, 423-2(a), and 423-2(b) for the month of August 2008; and copies of Plant Scherer forms 423-2, 423-2(a), and 423-2(b) for the month of July, 2008 have been served via first class mail, postage prepaid to the parties listed below this 18th day of November, 2008.

Lisa Bennett, Esq.
Division of Legal Services
Florida Public Service Commission
2540 Shumard Oak Blvd.
Tallahassee, Florida 32399-0850

J.R. Kelly/P. Christensen
Office of Public Counsel
c/o The Florida Legislature
111 West Madison Street, Room 812
Tallahassee, Florida 32399

Lee L. Willis, Esq.
James D. Beasley, Esq.
Ausley & McMullen
Attorneys for Tampa Electric
P.O. Box 391
Tallahassee, Florida 32302

John T. Burnett, Esq.
Progress Energy Service
Company, LLC
P.O. Box 14042
St. Petersburg, Florida 33733-4042

John W. McWhirter, Jr., Esq.
McWhirter Reeves
Attorneys for FIPUG
P.O. Box 3350
Tampa, Florida 33601-3350

Norman H. Horton, Jr., Esq.
Floyd R. Self, Esq.
Messer, Caparello & Self
Attorneys for FPUC
P.O. Box 1876
Tallahassee, Florida 32302-1876

Jeffrey A. Stone, Esq.
Russell A. Badders, Esq.
Beggs & Lane
Attorneys for Gulf Power
P.O. Box 12950
Pensacola, Florida 32576-2950

Mehrdad Khojasteh
Florida Public Utilities
Post Office Box 3395
West Palm Beach, Florida 33402-3395

Ms. Susan D. Ritenour
Gulf Power Company
One Energy Place
Pensacola, Florida 32520-0780

Mr. Paul Lewis, Jr.
Progress Energy Florida, Inc.
106 East College Ave., Suite 800
Tallahassee, GA 32301-7740

Ms. Paula K. Brown
Tampa Electric Company
Regulatory Affairs
P.O. Box 111
Tampa, Florida 33601-0111


James W. Brew
Brickfield, Burchette, et al
1025 Thomas Jefferson St., N.W
Eight, West Tower
Washington, DC 20007-0800

Robert Scheffel Wright, Esq.
John T. LaVia, III, Esq.
Young van Assenderp, P.A.
225 South Adams St., Suite 200
Tallahassee, FL 32301

Cecilia Bradley
Office of Attorney General
The Capitol – PL01
Tallahassee, FL 32399-1050

White Springs Agricultural Chemicals, Inc.
P.O. Box 300
White Springs, FL 32096

Capt Sayla L. McNeill, Atty Karen S. Wh
c/o AFCESA/JACL-ULT
139 Barnes Drive, Suite 1
Tyndall AFB, FL 32403-5319



John T. Butler