

LAW OFFICES  
**ROSE, SUNDBSTROM & BENTLEY, LLP**

2548 BLAIRSTONE PINES DRIVE  
TALLAHASSEE, FLORIDA 32301

FREDERICK L. ASCHAUER, JR.  
CHRIS H BENTLEY, P.A.  
ROBERT C. BRANNAN  
E. MARSHALL DETERDING  
JOHN R. JENKINS, P.A.  
KYLE L. KEMPER  
STEVEN T. MINDLIN, P.A.  
CHASITY H. O'STEEN  
WILLIAM E. SUNDBSTROM, P.A.  
DIANE D. TREMOR, P.A.  
JOHN L. WHARTON  
ROBERT M. C. ROSE (1924-2006)

(850) 877-6555  
FAX (850) 656-4029  
www.rsbattoorneys.com

REPLY TO CENTRAL FLORIDA OFFICE

January 8, 2009

HAND-DELIVERY

CENTRAL FLORIDA OFFICE  
SANLANDO CENTER  
2180 W. STATE ROAD 434, SUITE 2118  
LONGWOOD, FLORIDA 32779  
(407) 830-6331  
FAX (407) 830-8522

MARTIN S. FRIEDMAN, P.A.  
BRIAN J. STREET

CHRISTIAN W. MARCELLI, OF COUNSEL  
(LICENSED IN NEW YORK ONLY)

RECEIVED-FPSC  
09 JAN - 8 AM 10: 25  
COMMISSION  
CLERK

Ann Cole, Commission Clerk  
Office of Commission Clerk  
Florida Public Service Commission  
2540 Shumard Oak Boulevard  
Tallahassee, FL 32399

RE: Docket No. 080247-SU; Utilities, Inc. of Eagle Ridge's Application for Increase in Wastewater Rates in Lee County, Florida  
Our File No.: 30057.158

Dear Ms. Cole:

The following are the Utility's responses to the Commission Staff's December 8, 2008, correspondence requesting additional information to complete the application:

Staff needs the following information to complete its review of the application.

1. Please provide all supporting documentation, including but not limited to, workpapers, bases and/or assumptions for the pro forma expense adjustments reflected on MFR Schedule B-3, Page 1 of 2, Lines 9 through 11.

RESPONSE:

The first adjustment is a \$13,995 increase to salaries. For this adjustment, please see the attached document "2007 TY Florida Rate Cases." The \$13,995 is the total of a \$22,945 pro forma increase to operations salaries, a (\$5,570) pro forma decrease to office salaries, and a (\$3,380) pro forma decrease to captime shown on the lead sheet. The support behind the operations and office salary amounts are shown on the attached document "w/p a." Each corporate and Florida employee's current salary and overtime are summed (excluding officers, see below), and then a cost of living adjustment of 3.5% of the total salary is added to arrive at the employee's total pro forma salary. This pro

DOCUMENT NUMBER-DATE  
00174 JAN-8 8  
FPSC-COMMISSION CLERK

forma salary is then applied to Eagle Ridge based on a percentage. The percentage is derived by taking Eagle Ridge's ERC divided by the total ERC basis for each employee. The ERCs and percentages for Florida employees are found on the attached documents "w/p c-2," "w/p c-3" and "w/p c-4." The ERCs and percentages for corporate employees are found on the attached document "w/p c-1." The Company is also providing the workpaper support for each employee's current salary. For the employees who were recently hired and no salary information existed, the Company performed an average of the salaries for that person's position, and applied that average as the current salary. The support behind the captime adjustment is found on the attached document "w/p b."

The second adjustment is a (\$1,167) decrease to officers' salaries. For this adjustment, please see the attached document "2007 TY Florida Rate Cases." The (\$1,167) is the total of a (\$1,167) pro forma decrease to officers' salaries. The support behind the officers' salary amounts are shown on the attached document "w/p a." Each officer's current salary is shown, and a cost of living adjustment of 3.5% is added to arrive at the officer's total pro forma salary. This pro forma salary is then applied to Eagle Ridge based on a percentage. The percentage is derived by taking Eagle Ridge's ERC divided by the total ERC basis for each employee. The ERCs and percentages for officers are found on the attached document "w/p c-1." The Company is also providing the workpaper support for each officer's current salary. The officers that are included in the officer salary adjustment (and therefore excluded from the general salary adjustment on line 9 on the B-3 pg. 1) are Lisa Crossett, John Hoy, Steven Lubertozzi, Lawrence Schumacher, and John Stover.

The third adjustment is a (\$1,418) decrease to pension and benefits. For this adjustment, please see the attached document "2007 TY Florida Rate Cases." The (\$1,418) is the total of a (\$1,418) pro forma decrease to total employees' pension and benefits. The support behind the pension and benefits amounts are shown on the attached document "w/p a." Each corporate and Florida employee's current salary and overtime are summed, and then a cost of living adjustment of 3.5% of the total salary is added to arrive at the employee's total pro forma salary. This pro forma salary is then multiplied by the pension rate of 3% and the 401(k) rate of 4% for full time employees only. The pro forma health insurance and other benefits are calculated by taking the 4<sup>th</sup> quarter of 2007 amounts per employee and multiplying by four in order to annualize. These pension and benefit amounts are then applied to Eagle Ridge based on a percentage. The percentage is derived by taking Eagle Ridge's ERC divided by the total ERC basis for each employee. The ERCs and percentages for Florida employees are found on the attached documents "w/p c-2," "w/p c-3" and "w/p c-4," and the ERCs and percentages for corporate employees are found on the attached document "w/p c-1."

2. The following items are related to Miscellaneous Service Charges.

**RESPONSE:**

The Utility is requesting miscellaneous service charges of \$21.00 during business hours, and \$42.00 after hours, (which charges are consistent with what this Commission has recently approved for other subsidiaries of Utilities, Inc.), in order to create uniformity in the implementation of such charges. The Public Service Commission, in Docket Nos.: 060255-SU, 060256-SU, 060257-WS, 060254-SU, and 060261-WS, has recently authorized other subsidiaries of Utilities, Inc., to implement the same miscellaneous service charges requested by Utilities, Inc. of Eagle Ridge in this proceeding. In each of those cases the Order acknowledges that the miscellaneous service charges contained in the now repealed Staff Advisory Bulletin #13 are outdated and analyzed more recent Commission determinations. The Commission concluded that miscellaneous service charges of \$21.00 for business hours, and \$42.00 for after business hours were "cost based, reasonable, and consistent with these we have approved for other utilities" (See Order No. PSC-07-0199-PAA-WS). A calculation of the costs comprising those fees is as follows:

During Business Hours:

Item:	Cost:
Labor (\$31.50/hr. x 0.5 hours)	\$15.63
Transportation	\$ 5.00
Total	\$20.63

After Business Hours:

Item:	Cost:
Labor (\$46.88/hr. x 0.75 hours)*	\$35.16
Transportation	\$ 6.00
Total	\$41.16

\*Represents time and half wage and the longer time it takes an employee to get to the customer's property after hours.

3. The following items relate to the Utility's requested rate case expense.

- a. For each individual person, in each firm providing consulting services to the applicant pertaining to this docket, provide the billing rate, and an itemized description of work performed. Please provide detail of hours

worked associated with each activity. Also provide a description and associated cost for all expenses incurred to date.

- b. For each firm or consultant providing services to the applicant in this docket, please provide copies of all invoices for services provided to date.
- c. If rate consultant invoices are not broken down by hour, please provide reports that detail by hour, a description of actual duties performed, and amount incurred to date.
- d. Please provide an estimate of costs to complete the case by hour for each consultant or employee, including a description of estimated work to be performed, and detail of the estimated remaining expense to be incurred through the PAA process.
- e. Please provide an itemized list of all other costs estimated to be incurred through the PAA process.

**RESPONSE:**

Please see the attached Updated Schedule B-10 and supporting invoices.

Should you or the Staff have any questions or concerns regarding this filing, please do not hesitate to give me a call.

Very truly yours,



CHRISTIAN W. MARCELLI  
Of Counsel

CWM/tlc  
Enclosures

cc: John P. Hoy, Chief Regulatory Officer (w/o enclosures)  
Patrick C. Flynn, Regional Director (w/o enclosures)  
Ms. Deborah Swain (w/o enclosures)  
Mr. Frank Seidman (w/o enclosures)  
Avy Crawford, Division of Economic Regulation (w/encs.) (via hand delivery)  
Lisa Bennett, Esquire, Office of General Counsel (w/encs.) (via hand delivery)

M:\1 ALTAMONTE\UTILITIES INC\EAGLE RIDGE\158) 2008 RATE CASE\PSC Clerk 10 (Response to Data Request 1).ltr.doc

2007 TY FLORIDA RATE CASES  
SALARY ADJUSTMENT SUMMARY

	<u>Utilities, Inc. of Eagle Ridge</u>	
		Sum (a) \$13,994
Operations (601/701):		Sum (b) (\$1,167)
From w/p a	\$185,926	Sum (c) (\$1,418)
Per books	<u>162,981</u>	
Adjustment	<u>\$22,945</u>	
W		
WW	<u>\$22,945</u> (a)	
Office (601/701):		
From w/p a	\$48,025	
Per books	<u>53,595</u>	
Adjustment	<u>(\$5,570)</u>	
W		
WW	<u>(\$5,570)</u> (a)	
Officers (603/703):		
From w/p a	\$10,309	
Per books	<u>11,476</u>	
Adjustment	<u>(\$1,167)</u>	
W		
WW	<u>(\$1,167)</u> (b)	
Captive Adjustment (601/701):		
From w/p b	(\$30,605)	
Per books	<u>(27,224)</u>	
Adjustment	<u>(\$3,380)</u>	
W		
WW	<u>(\$3,380)</u> (a)	
Payroll Taxes (408.12):		
From w/p a	\$19,298	
Per books	<u>19,195</u>	
Adjustment	<u>\$103</u>	
W		
WW	<u>\$103</u>	
Benefits (604/704):		
From w/p a	\$48,976	
Per books	<u>50,394</u>	
Adjustment	<u>(\$1,418)</u>	
W		
WW	<u>(\$1,418)</u> (c)	
Vehicles (341.5/391.7)		
From w/p a/1	\$70,436	
Per books	<u>138,233</u>	
Adjustment	<u>(\$67,798)</u>	
W		
WW	<u>(\$67,798)</u>	
Vehicle A/D (108.1)		
From w/p a/1	(\$51,236)	
Per books	<u>(107,093)</u>	
Adjustment	<u>\$55,857</u>	
W		
WW	<u>\$55,857</u>	
Vehicle Depreciation Expense (341.5/391.7)		
From w/p a/1	\$12,006	
Per books	<u>865</u>	
Adjustment	<u>\$11,141</u>	
W		
WW	<u>\$11,141</u>	

Notes:  
(1) Vehicles and A/D are calculated and adjusted for the simple or 13 month average, depending on the company. Pebble Creek and South Gate are calculated on year end balances, not averages.

DOCUMENT NUMBER - DATE  
00174 JAN -88  
FPSC - COMMISSION CLERK

2007 TY FL RATE CASES  
SALARY ADJUSTMENT

<u>Totals</u>	<u>Name</u>	<u>Position</u>	<u>Current Salary</u>	<u>2007 Overtime</u>	<u>Total</u>	<u>Salary 3.5% Increase</u>	<u>Total Pro Forma Salary</u>	<u>Pro Forma Pension</u>
	Alday, Christopher	Meter Reader	\$24,045	\$0	\$24,045	\$842	\$24,886	\$747
	Alday, James	Operator	32,739	1,431	34,170	1,196	35,366	1,061
	Anderson, Daniel	Operator	42,474	3,788	46,262	1,619	47,881	1,436
	Austin Jr, Arthur	Field Technician	33,654	607	34,261	1,199	35,460	1,064
	Bailey, Alan	Operator	36,421	1,893	38,314	1,341	39,655	1,190
	Becker, Jeffrey	Operator	43,014	1,830	44,844	1,570	46,414	1,392
	Bishop, Alvin	Operator	27,685	2,843	30,528	1,068	31,596	948
	Blasco, Christopher	Meter Reader	29,765	352	30,117	1,054	31,171	935
	Boersma, David	Operator	37,051	2,301	39,352	1,377	40,730	1,222
	Bonagura, John	Business Manager	69,798	-	69,798	2,443	72,241	2,167
	Brown, Donna	Meter Reader	23,920	-	23,920	837	24,757	743
	Buono, Robert	Operator	35,880	2,074	37,954	1,328	39,283	1,178
	Callahan, Robert	Operator	31,366	-	31,366	1,098	32,464	974
	Cardinal, Anthony	Operator	32,302	405	32,708	1,145	33,852	1,016
	Carver, Nathaniel	Project Manager	64,272	-	64,272	2,250	66,522	1,996
	Chard, Ronald	Cross Connection Specialist	35,526	1,180	36,706	1,285	37,991	1,140
	Coates, Bill	Area Manager	60,610	-	60,610	2,121	62,731	1,882
	Coffee Jr., John	Operator	33,426	4,404	37,830	1,324	39,154	1,175
	Cook, James	Lead Operator	41,101	4,369	45,469	1,591	47,061	1,412
	Cooler, Ronald	Operator	34,445	4,220	38,664	1,353	40,018	1,201
	Cooper, Robert	Operator	39,853	819	40,672	1,424	42,095	1,263
	Davis, Neville	Field Technician (PT)	30,139	158	30,297	1,060	31,358	-
	Devers, Joe	Lead Operator	46,800	1,451	48,251	1,689	49,940	1,498
	Dodd, Donald	Lead Operator	41,600	300	41,900	1,467	43,367	1,301
	Durham, Rick	Regional Vice President	140,000	-	140,000	4,900	144,900	4,347
	Ebert, Shawn	Field Technician	27,914	1,493	29,406	1,029	30,435	913
	Eskew, James	Operator	40,830	6,779	47,610	1,666	49,276	1,478
	Eubanks, Brian	Operator	37,051	2,301	39,352	1,377	40,730	1,222
	Finch, Allan	Operator	32,885	1,476	34,361	1,203	35,563	1,067
	Finehirsh, Jeffrey	Lead Operator	33,654	2,485	36,140	1,265	37,404	1,122
	Flynn, Patrick	Regional Director	118,679	-	118,679	4,154	122,832	3,685
	Franklin, Kennedy	Field Technician	30,285	171	30,456	1,066	31,522	946
	Galarza, Richard	Field Technician	28,122	2,394	30,515	1,068	31,583	947
	Garcia Jr, Ismael	Operator	40,373	6,331	46,704	1,635	48,338	1,450
	Gentilucci, Domenic	Area Manager	54,079	-	54,079	1,893	55,971	1,679
	Godwin, Patrick	Lead Operator	43,098	8,862	51,960	1,819	53,779	1,613
	Gongre, Bryan	Regional Manager	80,648	-	80,648	2,823	83,471	2,504
	Gosnell, Scotty	Project Manager	62,700	-	62,700	2,195	64,895	1,947
	Grainger Jr, Leroy	Field Technician (PT)	30,139	158	30,297	1,060	31,358	-
	Gunther, Mathew	Operator	35,797	4,522	40,319	1,411	41,730	1,252
	Habery, Stephen	Lead Operator	54,579	1,041	55,620	1,947	57,567	1,727
	Hamilton, Don	Operator	34,362	1,228	35,590	1,246	36,835	1,105
	Hampton, Jerome	Operator	39,187	1,790	40,977	1,434	42,411	1,272

2007 TY FL RATE CASES  
SALARY ADJUSTMENT

Haws, Scotty	Safety Manager	73,673	-	73,673	2,579	76,252	2,288
Hogue, Raymond	Operator	37,939	2,147	40,086	1,403	41,489	1,245
Hollister, Jimmie	Field Technician	27,955	1,866	29,822	1,044	30,865	926
Holsapple, Roger	Lead Operator	42,973	10,691	53,663	1,878	55,542	1,666
Keys, Thomas	Lead Operator	48,422	1,086	49,509	1,733	51,241	1,537
Kuhns, Joseph	Lead Operator	43,930	4,109	48,039	1,681	49,720	1,492
Leard, Mark	Field Technician	27,997	1,394	29,391	1,029	30,420	913
Learned, Scott	Field Technician	27,706	505	28,211	987	29,198	876
Lorenzo, Alexander	Operator	37,315	3,729	41,045	1,437	42,481	1,274
Marinelli, John	Field Supervisor	62,308	-	62,308	2,181	64,489	1,935
McPhee, Allson	Lead Operator	41,205	2,185	43,390	1,519	44,909	1,347
Morrell, Matthew	Field Technician	27,768	1,893	29,661	1,038	30,699	921
Neal, William	Area Manager	58,970	-	58,970	2,064	61,034	1,831
Overton, Michael	Field Technician	37,773	1,047	38,820	1,359	40,178	1,205
Parrish, Raymond	Operator	35,568	1,860	37,428	1,310	38,738	1,162
Pennington, Jonathan	Field Technician	27,040	1,022	28,062	982	29,044	871
Pfouts, Steve	Operator	42,370	2,155	44,525	1,558	46,083	1,382
Phillips, Christopher	Operator	33,925	-	33,925	1,187	35,112	1,053
Pinder, Jeffrey	Field Supervisor	45,427	3,504	48,931	1,713	50,644	1,519
Powell, Trevor	Operator	34,445	2,061	36,506	1,278	37,784	1,134
Raines, Craig	Lead Operator	42,182	2,583	44,766	1,567	46,333	1,390
Remigio, Roberto	Meter Reader	24,190	84	24,274	850	25,124	754
Roberts Jr., Eddie	Operator	41,413	1,806	43,219	1,513	44,732	1,342
Schneider, Keith	Operator	34,590	632	35,222	1,233	36,455	1,094
Schultz, Kevin	Field Technician	30,139	383	30,522	1,068	31,591	948
Schwades, Charles	Area Manager	54,252	-	54,252	1,899	56,151	1,685
Shoffstall, David	Lead Operator	41,662	4,439	46,101	1,614	47,715	1,431
Shue, Mickey	Field Technician	36,878	1,015	37,893	1,326	39,220	1,177
Sillitoe, Kathy	Area Manager	58,981	-	58,981	2,064	61,046	1,831
Sillitoe, Terry	Operator (PT)	32,302	-	32,302	1,131	33,433	-
Smith, Donald	Field Technician	33,446	1,047	34,494	1,207	35,701	1,071
Stefano, Barry	Field Technician	31,491	852	32,343	1,132	33,475	1,004
Stewart, Malcolm	Area Manager	62,084	-	62,084	2,173	64,257	1,928
Sudol, Corey	Lead Operator	39,000	4,375	43,375	1,518	44,893	1,347
Swegheimer, James	Operator	46,259	1,305	47,564	1,665	49,229	1,477
Szczepkowski, Stephen	Operator	44,054	583	44,638	1,562	46,200	1,386
Taylor, Kenneth	Operator	30,846	770	31,616	1,107	32,723	982
Trant, David	Field Technician	27,997	332	28,328	991	29,320	880
Tzareff, Paul	Field Technician	25,958	1,881	27,839	974	28,814	864
Vanmeter Jr, Nathan	Lead Operator	40,851	1,102	41,953	1,468	43,422	1,303
Wakefield, Roland	Lead Operator	43,680	-	43,680	1,529	45,209	1,356
Watkins, Cedric	Field Technician	31,949	210	32,159	1,126	33,285	999
White, Ronald	Field Supervisor	45,178	1,888	47,066	1,647	48,713	1,461
Wierzicki, Anthony	Project Manager	70,516	-	70,516	2,468	72,984	2,190
Williams, Elisa	Operator	40,144	2,772	42,916	1,502	44,418	1,333
Wilson, Michael	Regional Manager	79,002	-	79,002	2,765	81,767	2,453

2007 TY FL RATE CASES  
SALARY ADJUSTMENT

Woodside, Michael	Operator (PT)	37,648	53	37,701	1,320	39,020	-
Worrell, David	Operator	37,440	837	38,277	1,340	39,617	1,189
Wright, Jason	Operator	38,646	4,251	42,897	1,501	44,399	1,332
Wright, Thomas	Field Technician	33,259	23	33,282	1,165	34,447	1,033
Abbott, Loretta	Office Clerk (1)	29,328	3,645	32,973	1,154	34,128	1,024
Bennett, Kimberly	Customer Service Representative (1)	29,536	4,568	34,104	1,194	35,298	1,059
Ceballos, Isabel	Customer Service Representative (1)	28,683	3,574	32,257	1,129	33,386	1,002
Chandler, Matthew	Accounts Receivable Clerk (1)	30,867	538	31,405	1,099	32,504	975
Christian, Elise	Customer Service Representative (1)	50,731	3,025	53,756	1,881	55,638	1,669
Dipasquale, Susan	Staff Assistant (1)	30,139	-	30,139	1,055	31,194	936
Hanks, Peggy	Office Clerk (1)	29,120	-	29,120	1,019	30,139	904
Mayeski, Lorie	Customer Service Representative (1)	33,783	3,878	37,662	1,318	38,980	1,169
Loeffel, Leanne	Customer Service Representative (1)	33,783	3,878	37,662	1,318	38,980	1,169
Noell, Sandra	Office Clerk (1)	29,952	-	29,952	1,048	31,000	930
Patricio, Reginald	Accounts Receivable Clerk (1)	30,867	538	31,405	1,099	32,504	975
Paulk, Stella	Customer Service Representative (1)	34,840	4,332	39,172	1,371	40,543	1,216
Raponi, Ann	Office Clerk (1)	32,677	1,964	34,641	1,212	35,853	1,076
Sasic, Karen	Office Manager (1)	60,349	-	60,349	2,112	62,461	1,874
Sillitoe, Jacqueline	Customer Service Representative (1)	25,126	3,892	29,019	1,016	30,034	901
Trovinger, Ferrellyn	Accounts Payable Clerk (1)	32,240	5,160	37,400	1,309	38,709	1,161
Arnoux, Diane	Payroll Support	51,750	1,335	53,085	1,858	54,943	1,648
Barrett, Jason	Regulatory Accountant	49,300	-	49,300	1,726	51,026	1,531
Bell, William	Operations Director	82,800	-	82,800	2,898	85,698	2,571
Casados Jr, Jimmy	IT Manager	105,040	-	105,040	3,676	108,716	3,261
Chang, Tao	Accounts Payable Clerk (PT)	27,040	-	27,040	946	27,986	-
Chlebowicz, Agnes	Administrative Assistant	35,360	-	35,360	1,238	36,598	1,098
Crossett, Lisa	Chief Operations Officer	203,500	-	203,500	7,123	210,623	6,319
Dann, Brian	IT Specialist	51,000	-	51,000	1,785	52,785	1,584
Dave, Hardik	IT Specialist	41,496	2,132	43,628	1,527	45,155	1,355
Di Marca, Michelle	Senior Accountant	66,885	-	66,885	2,341	69,226	2,077
Dryjanski, Michael	Regulatory Accounting Manager	99,552	-	99,552	3,484	103,036	3,091
Duggan, Michael	Accountant	50,000	-	50,000	1,750	51,750	1,553
Federico, Antoinette	Accounts Payable Manager	57,000	-	57,000	1,995	58,995	1,770
Friedman, Avelina	Account Manager	51,418	7,981	59,398	2,079	61,477	1,844
Georgiev, Lena	Regulatory Manager	79,695	-	79,695	2,789	82,484	2,475
Gomez, Samuel	Data Entry Clerk	38,397	450	38,847	1,360	40,207	1,206
Granite, Deborah	Bill Clerk	49,379	4,935	54,314	1,901	56,215	1,686
Guidice, Joyce	Benefits Specialist	53,830	841	54,671	1,913	56,585	1,698
Harrell, Janice	Accounts Payable Clerk	35,006	3,326	38,332	1,342	39,674	1,190
Harris, Khalifat	Operations Analyst	62,499	-	62,499	2,187	64,686	1,941
Haynes Jr, John	Director of Finance	125,000	-	125,000	4,375	129,375	3,881
Hopkins, John	Training and Development Manager	90,000	-	90,000	3,150	93,150	2,795
Hoy, John	Chief Regulatory Officer	191,500	-	191,500	6,703	198,203	5,946
Kazlo, Allen	Director of Accounting	125,000	-	125,000	4,375	129,375	3,881
Kim, Christine	Accounting Manager	91,413	-	91,413	3,199	94,612	2,838
Krugler, Adrienne	Customer Service Representative Manager	66,353	-	66,353	2,322	68,676	2,060



2007 TY FL RATE CASES  
SALARY ADJUSTMENT

Krugman, Stacy	Executive Assistant	67,275	-	67,275	2,355	69,630	2,089
Lingeman, Samuel	Financial Analyst	55,600	-	55,600	1,946	57,546	1,726
Lubertozzi, Steven	Chief Financial Officer	191,500	-	191,500	6,703	198,203	5,946
Luppino, Nancy	Account Manager	50,003	491	50,494	1,767	52,262	1,568
Luppino, Phyllis	Account Manager	42,744	6,582	49,326	1,726	51,052	1,532
Martinov, Slobodan	Accountant	50,000	-	50,000	1,750	51,750	1,552
Marzouk, Michelle	Administrative Clerk (PT)	31,075	-	31,075	1,088	32,163	-
Matthews, Mary	Billing Specialist	60,736	44	60,780	2,127	62,907	1,887
McGrain, Pamela	Data Specialist	51,189	2,630	53,819	1,884	55,702	1,671
McLean, Pamela	Payroll Support	54,400	-	54,400	1,904	56,304	1,689
Miranda, Margarita	Account Manager	41,142	2,882	44,024	1,541	45,565	1,367
Neyzelman, Dimitry	Senior Regulatory Accountant	72,582	-	72,582	2,540	75,123	2,254
Ostler, Tom	IT Manager	110,000	-	110,000	3,850	113,850	3,415
Pannos, Nicholas	IT Specialist	40,997	850	41,846	1,465	43,311	1,299
Paule, Nancy	Receptionist	35,048	180	35,228	1,233	36,461	1,094
Pietras, Victoria	Senior Accountant	60,000	-	60,000	2,100	62,100	1,863
Povich, Erin	Regulatory Accountant	53,061	-	53,061	1,857	54,918	1,648
Rochow, Michelle	Regulatory Accountant	57,478	-	57,478	2,012	59,490	1,785
Rose, Kendra	Safety Coordinator	67,600	-	67,600	2,366	69,966	2,099
Scherer, William	Tax Accountant	75,501	-	75,501	2,643	78,143	2,344
Schiopu, Mircea	Mail Clerk	34,216	2,739	36,955	1,293	38,249	1,147
Schumacher, Lawrence	President	349,300	-	349,300	12,226	361,526	10,846
Serrill III, George	Project Manager	77,200	-	77,200	2,702	79,902	2,397
Shrake, Brian	Regulatory Accountant	45,562	-	45,562	1,595	47,157	1,415
Simmons, Rodney	Office Specialist	62,400	-	62,400	2,184	64,584	1,938
Smutny Jr., Thomas	Systems Specialist	61,050	-	61,050	2,137	63,187	1,896
Sowell, George	Accounting Manager	72,500	-	72,500	2,537	75,037	2,251
Stone, Leslie	Executive Assistant	63,800	-	63,800	2,233	66,033	1,981
Stover, John	General Counsel	207,000	-	207,000	7,245	214,245	6,427
Sudduth, Donald	Business Director	160,700	-	160,700	5,624	166,324	4,990
Triggiani, Elizabeth	Human Resources Generalist	39,000	907	39,907	1,397	41,304	1,239
Valrie, Lawanda	Administrative Clerk	29,994	-	29,994	1,050	31,043	931
Weeks, Kirsten	Regulatory Accounting Manager	81,510	-	81,510	2,853	84,363	2,531
Williams, John	Director of Governmental Affairs	102,000	-	102,000	3,570	105,570	3,167
Yap Jr., Lowell	Regulatory Accountant	42,436	-	42,436	1,485	43,921	1,318
Yount, Darrin	Director of Strategic Planning	106,605	-	106,605	3,731	110,336	3,310
Zawadzki, Diane	Operations Analyst	69,966	-	69,966	2,449	72,415	2,172
		<b>\$9,338,425</b>	<b>\$227,233</b>	<b>\$9,565,658</b>	<b>\$334,798</b>	<b>\$9,900,456</b>	<b>\$291,154</b>

2007 TY FL RATE CASES  
SALARY ADJUSTMENT

Utilities, Inc. of Eagle Ridge

<u>Name</u>	<u>Position</u>	<u>Current Salary</u>	<u>2007 Overtime</u>	<u>Total</u>	<u>Salary 3% Increase</u>	<u>Total Pro Forma Salary</u>	<u>Pro Forma Pension</u>
Alday, Christopher	Meter Reader						
Alday, James	Operator						
Anderson, Daniel	Operator						
Austin Jr, Arthur	Field Technician						
Bailey, Alan	Operator						
Becker, Jeffrey	Operator						
Bishop, Alvin	Operator						
Blasco, Christopher	Meter Reader						
Boersma, David	Operator						
Bonagura, John	Business Manager	1,697	-	1,697	59	1,756	53
Brown, Donna	Meter Reader						
Buono, Robert	Operator						
Callahan, Robert	Operator						
Cardinal, Anthony	Operator						
Carver, Nathaniel	Project Manager						
Chard, Ronald	Cross Connection Specialist						
Coates, Bill	Area Manager						
Coffee Jr., John	Operator						
Cook, James	Lead Operator						
Cooler, Ronald	Operator						
Cooper, Robert	Operator						
Davis, Neville	Field Technician (PT)						
Devers, Joe	Lead Operator	46,800	1,451	48,251	1,689	49,940	1,498
Dodd, Donald	Lead Operator	41,600	300	41,900	1,467	43,367	1,301
Durham, Rick	Regional Vice President	3,403	-	3,403	119	3,522	106
Ebert, Shawn	Field Technician						
Eskew, James	Operator						
Eubanks, Brian	Operator						
Finch, Allan	Operator						
Finchirsh, Jeffrey	Lead Operator						
Flynn, Patrick	Regional Director	3,567	-	3,567	125	3,692	111
Franklin, Kennedy	Field Technician						
Galarza, Richard	Field Technician						
Garcia Jr, Ismael	Operator	40,373	6,331	46,704	1,635	48,338	1,450
Gentilucci, Domenic	Area Manager						
Godwin, Patrick	Lead Operator						
Gongre, Bryan	Regional Manager						
Gosnell, Scotty	Project Manager						
Grainger Jr, Leroy	Field Technician (PT)						
Gunther, Mathew	Operator						
Habery, Stephen	Lead Operator						
Hamilton, Don	Operator						
Hampton, Jerome	Operator						

2007 TY FL RATE CASES  
SALARY ADJUSTMENT

Haws, Scotty	Safety Manager	1,791	-	1,791	63	1,854	56
Hogue, Raymond	Operator						
Hollister, Jimmie	Field Technician						
Holsapple, Roger	Lead Operator						
Keys, Thomas	Lead Operator						
Kuhns, Joseph	Lead Operator						
Leard, Mark	Field Technician						
Learned, Scott	Field Technician						
Lorenzo, Alexander	Operator						
Marinelli, John	Field Supervisor						
McPhee, Allison	Lead Operator						
Morrell, Matthew	Field Technician						
Neal, William	Area Manager						
Overton, Michael	Field Technician						
Parrish, Raymond	Operator						
Pennington, Jonathan	Field Technician						
Pfouts, Steve	Operator						
Phillips, Christopher	Operator						
Pinder, Jeffrey	Field Supervisor						
Powell, Trevor	Operator						
Raines, Craig	Lead Operator						
Remigio, Roberto	Meter Reader						
Roberts Jr., Eddie	Operator						
Schneider, Keith	Operator						
Schultz, Kevin	Field Technician						
Schwades, Charles	Area Manager						
Shoffstall, David	Lead Operator						
Shue, Mickey	Field Technician						
Sillitoe, Kathy	Area Manager						
Sillitoe, Terry	Operator (PT)						
Smith, Donald	Field Technician						
Stefano, Barry	Field Technician						
Stewart, Malcolm	Area Manager	16,385	-	16,385	573	16,959	509
Sudol, Corey	Lead Operator						
Swegheimer, James	Operator						
Szczepkowski, Stephen	Operator						
Taylor, Kenneth	Operator						
Trant, David	Field Technician						
Tzareff, Paul	Field Technician						
Vanmeter Jr, Nathan	Lead Operator						
Wakefield, Roland	Lead Operator						
Watkins, Cedric	Field Technician						
White, Ronald	Field Supervisor						
Wierzbicki, Anthony	Project Manager	9,080	-	9,080	318	9,398	282
Williams, Elisa	Operator						
Wilson, Michael	Regional Manager	6,860	-	6,860	240	7,101	213

2007 TY FL RATE CASES  
SALARY ADJUSTMENT

Woodside, Michael	Operator (PT)						
Worrell, David	Operator						
Wright, Jason	Operator						
Wright, Thomas	Field Technician						
Abbott, Loretta	Office Clerk (1)	713	89	802	28	830	25
Bennett, Kimberly	Customer Service Representative (1)	718	111	829	29	858	26
Ceballos, Isabel	Customer Service Representative (1)	697	87	784	27	812	24
Chandler, Matthew	Accounts Receivable Clerk (1)	750	13	763	27	790	24
Christian, Elise	Customer Service Representative (1)	1,233	74	1,307	46	1,352	41
Dipasquale, Susan	Staff Assistant (1)	733	-	733	26	758	23
Hanks, Peggy	Office Clerk (1)	708	-	708	25	733	22
Mayeski, Lorie	Customer Service Representative (1)	821	94	916	32	948	28
Loeffel, Leanne	Customer Service Representative (1)	821	94	916	32	948	28
Noell, Sandra	Office Clerk (1)	728	-	728	25	754	23
Patricio, Reginald	Accounts Receivable Clerk (1)	750	13	763	27	790	24
Paulk, Stella	Customer Service Representative (1)	847	105	952	33	986	30
Raponi, Ann	Office Clerk (1)	794	48	842	29	872	26
Sasic, Karen	Office Manager (1)	1,467	-	1,467	51	1,518	46
Sillitoe, Jacqueline	Customer Service Representative (1)	611	95	705	25	730	22
Trovinger, Ferrellyn	Accounts Payable Clerk (1)	784	125	909	32	941	28
Arnoux, Diane	Payroll Support	451	12	463	16	479	14
Barrett, Jason	Regulatory Accountant						
Bell, William	Operations Director	722	-	722	25	747	22
Casados Jr, Jimmy	IT Manager	915	-	915	32	948	28
Chang, Tae	Accounts Payable Clerk (PT)	236	-	236	8	244	-
Chlebowicz, Agnes	Administrative Assistant	308	-	308	11	319	10
Crossett, Lisa	Chief Operations Officer	1,774	-	1,774	62	1,836	55
Dann, Brian	IT Specialist	444	-	444	16	460	14
Dave, Hardik	IT Specialist	362	19	380	13	394	12
Di Marca, Michelle	Senior Accountant	583	-	583	20	603	18
Dryjanski, Michael	Regulatory Accounting Manager						
Duggan, Michael	Accountant	436	-	436	15	451	14
Federico, Antoinette	Accounts Payable Manager	497	-	497	17	514	15
Friedman, Avelina	Account Manager	448	70	518	18	536	16
Georgiev, Lena	Regulatory Manager						
Gomez, Samuel	Data Entry Clerk	335	4	339	12	350	11
Granitz, Deborah	Bill Clerk	430	43	473	17	490	15
Guidice, Joyce	Benefits Specialist	469	7	476	17	493	15
Harrell, Janice	Accounts Payable Clerk	305	29	334	12	346	10
Harris, Khalifat	Operations Analyst	545	-	545	19	564	17
Haynes Jr, John	Director of Finance	1,089	-	1,089	38	1,128	34
Hopkins, John	Training and Development Manager	784	-	784	27	812	24
Hoy, John	Chief Regulatory Officer	1,669	-	1,669	58	1,727	52
Kazlo, Allen	Director of Accounting	1,089	-	1,089	38	1,128	34
Kim, Christine	Accounting Manager	797	-	797	28	825	25
Krugler, Adrienne	Customer Service Representative Manager	578	-	578	20	599	18

2007 TY FL RATE CASES  
SALARY ADJUSTMENT

Krugman, Stacy	Executive Assistant	586	-	586	21	607	18
Lingeman, Samuel	Financial Analyst	485	-	485	17	502	15
Lubertozzi, Steven	Chief Financial Officer	1,669	-	1,669	58	1,727	52
Luppino, Nancy	Account Manager	436	4	440	15	455	14
Luppino, Phyllis	Account Manager	373	57	430	15	445	13
Martinov, Slobodan	Accountant	436	-	436	15	451	14
Marzouk, Michelle	Administrative Clerk (PT)	271	-	271	9	280	-
Matthews, Mary	Billing Specialist	529	0	530	19	548	16
McGrain, Pamela	Data Specialist	446	23	469	16	485	15
McLean, Pamela	Payroll Support	474	-	474	17	491	15
Miranda, Margarita	Account Manager	359	25	384	13	397	12
Neyzelman, Dinitry	Senior Regulatory Accountant						
Ostler, Tom	IT Manager	959	-	959	34	992	30
Pannos, Nicholas	IT Specialist	357	7	365	13	377	11
Paule, Nancy	Receptionist	305	2	307	11	318	10
Pietras, Victoria	Senior Accountant	523	-	523	18	541	16
Povich, Erin	Regulatory Accountant	1,290	-	1,290	45	1,335	40
Rochow, Michelle	Regulatory Accountant	1,397	-	1,397	49	1,446	43
Rose, Kendra	Safety Coordinator	589	-	589	21	610	18
Scherer, William	Tax Accountant	658	-	658	23	681	20
Schiopu, Mircea	Mail Clerk	298	24	322	11	333	10
Schunacher, Lawrence	President	3,044	-	3,044	107	3,151	95
Serrilli III, George	Project Manager	673	-	673	24	696	21
Shrake, Brian	Regulatory Accountant						
Simmons, Rodney	Office Specialist	544	-	544	19	563	17
Smutny Jr., Thomas	Systems Specialist	532	-	532	19	551	17
Sowell, George	Accounting Manager	632	-	632	22	654	20
Stone, Leslie	Executive Assistant	556	-	556	19	576	17
Stover, John	General Counsel	1,804	-	1,804	63	1,867	56
Sudduth, Donald	Business Director	1,401	-	1,401	49	1,450	43
Triggiani, Elizabeth	Human Resources Generalist	340	8	348	12	360	11
Vairie, Lawanda	Administrative Clerk	261	-	261	9	271	8
Weeks, Kirsten	Regulatory Accounting Manager	1,981	-	1,981	69	2,051	62
Williams, John	Director of Governmental Affairs	889	-	889	31	920	28
Yap Jr., Lowell	Regulatory Accountant						
Yount, Darrin	Director of Strategic Planning	929	-	929	33	962	29
Zawadzki, Diane	Operations Analyst	610	-	610	21	631	19
		<u>\$226,636</u>	<u>\$9,364</u>	<u>\$235,999</u>	<u>\$8,260</u>	<u>\$244,259</u>	<u>\$7,312</u>

Notes:

(1) Vehicles are adjusted to represent the Florida required depreciation rate of 16.67%.

Depreciation is calculated monthly on vehicles. If a vehicle was purchased between the 1st and 15th of the month, depreciation for that month is recognized. If a vehicle was purchased between the 16th and the last day of the month, depreciation calculations begin for the month after.

Example: Purchase date of 08/06/06 - a full month of depreciation is taken in August

Purchase date of 08/22/06 - depreciation begins in September

**2007 TY FL RATE CASES  
CAPITALIZED TIME ADJUSTMENT**

w/p b

Utilities, Inc. of Eagle Ridge

Total Per Book Salaries	\$228,052
Total Per Book Operator Salaries	162,981
Percentage of Operator to Total	71.47%
Per Book Operator Salaries	\$162,981
Per Book Operator Payroll Taxes	13,718
Per Book Operator Benefits	36,015
	<u>\$212,714</u>
Per Book Capitalized Time	(\$27,224)
Per Book Operator Payroll	212,714
Percentage of Total Payroll to Plant	<u>12.80%</u>
Pro Forma Operator Payroll	\$239,127
Percentage of Total Payroll to Plant	12.80%
Pro Forma Capitalized Time	<u><u>(\$30,605)</u></u>

ERC COUNT 12/07  
 ALL UI OPERATING COMPANIES

w/p c-1

<u>State</u>	<u>System</u>		<u>ERC Count (1)</u>	<u>Percentage to Total UI</u>	
Illinois Companies					
	014 Camelot	W	216.0	0.07%	
	014 Camelot	S	215.0	0.07%	0.15%
	018 Charmar	W	53.0	0.02%	0.02%
	022 Cherry Hill	W	257.6	0.09%	0.09%
	025 Holiday Hills	W	242.0	0.08%	0.08%
	026 Clarendon	W	362.9	0.13%	0.13%
	027 Westlake	W	432.6	0.15%	
	027 Westlake	S	422.8	0.15%	0.30%
	034 County Line	W	117.4	0.04%	0.04%
	038 Del Mar	W	75.5	0.03%	0.03%
	042 Ferson Creek	W	382.0	0.13%	
	042 Ferson Creek	S	374.0	0.13%	0.26%
	046 Galena Territory	W	2,186.9	0.75%	
	046 Galena Territory	S	818.2	0.28%	1.04%
	048 Harbor Ridge	W	323.0	0.11%	
	048 Harbor Ridge	S	319.0	0.11%	0.22%
	049 Great Northern	W	361.0	0.12%	0.12%
	050 Killarney	W	352.0	0.12%	0.12%
	066 Northern Hills	W	172.0	0.06%	
	066 Northern Hills	S	185.0	0.06%	0.12%
	070 Lake Marian	W	293.0	0.10%	0.10%
	078 Wildwood Water Serv Co	W	195.0	0.07%	0.07%
	082 Valentine	W	70.0	0.02%	0.02%
	086 Walk-up Woods	W	220.0	0.08%	0.08%
	090&062 Whisp.Hills/Pist./Sun	W	2,352.5	0.81%	0.81%
	096 Medina	S	475.2	0.16%	0.16%
	098 Cedar Bluff	S	131.0	0.05%	0.05%
	011 Apple Canyon Usage	W	895.0	0.31%	
	010 Apple Canyon Avail	A	1,784.0	0.62%	0.92%
	055 Lake Holiday Usage	W	1,869.0	0.64%	
	054 Lake Holiday Avail	W	226.0	0.08%	0.72%
	059 Lake Wildwood Usage	W	472.5	0.16%	
	058 Lake Wildwood Avail	W	951.0	0.33%	0.49%
	Total Illinois		17,802.1	6.14%	6.14%

Indiana Companies

280+282	Twin Lakes	W	3,127.1	1.08%	
280+282	Twin Lakes	S	3,068.6	1.06%	2.14%
151	Indiana Water Service	W	1,858.0	0.64%	0.64%
150/149	WSC of Indiana	W	200.9	0.07%	
150/149	WSC of Indiana	S	205.9	0.07%	0.14%
<b>Total Indiana</b>			<b>8,460.5</b>	<b>2.92%</b>	<b>2.92%</b>

Ohio Companies

246	Holiday Service - Usage	W	439.0	0.15%	
245	Holiday Service - Availability		538.0	0.19%	0.34%
<b>Total Ohio</b>			<b>977.0</b>	<b>0.34%</b>	<b>0.34%</b>

Kentucky Companies

WCK					
162	Clinton	W	783.4	0.27%	
170	Middlesborough	W	6,601.7	2.28%	2.55%
<b>Total Kentucky</b>			<b>7,385.1</b>	<b>2.55%</b>	<b>2.55%</b>

Florida Companies

640	Miles Grant	W	1,122.1	0.39%	
640	Miles Grant	S	1,055.6	0.36%	0.75%
646	Tierre Verde	S	2,416.9	0.83%	0.83%
645	Mid-County	S	3,354.6	1.16%	1.16%
641	Lake Placid	W	138.9	0.05%	
641	Lake Placid	S	136.9	0.05%	0.10%
643	Eastlake	W	910.8	0.31%	
643	Eastlake	S	872.8	0.30%	0.62%
644	Pebble Creek	W	1,476.5	0.51%	
644	Pebble Creek	S	1,423.5	0.49%	1.00%
647	Alafaya	S	7,268.9	2.51%	2.51%
648	Longwood	S	1,779.0	0.61%	0.61%
649	Wedgfield	W	1,549.8	0.53%	
649	Wedgfield	S	1,526.8	0.53%	1.06%
672	Cypress Lakes	W	1,216.5	0.42%	
672	Cypress Lakes	S	1,123.3	0.39%	0.81%
673	Eagle Ridge	S	1,618.1	0.56%	
674	Cross Creek	S	908.0	0.31%	0.87%
680	Sanlando	W	11,857.7	4.09%	
680	Sanlando	S	9,139.5	3.15%	7.24%
690	Sandathaven	S	1,043.2	0.36%	0.36%
694	Bayside	W	240.4	0.08%	
694	Bayside	S	241.2	0.08%	0.17%
695	South Gate	W	5,726.3	1.98%	1.98%
699	Sandy Creek	W	198.8	0.07%	
699	Sandy Creek	S	167.0	0.06%	0.13%
693	Labrador	W	792.3	0.27%	
693	Labrador	S	775.3	0.27%	0.54%



691	Pennbrooke	W	1,459.5	0.50%	
691	Pennbrooke	S	1,243.0	0.43%	0.93%
692	Hutchinson Island/Irrigation	W	205.7	0.07%	
692	Hutchinson Island	S	176.2	0.06%	0.13%
3101	ACME Water Supply	W	160.5	0.06%	0.06%
	Lake Utility Services, Inc.				
628	Clermont	W	205.0	0.07%	
631	Amberhill	W	754.0	0.26%	
632	Highland Point	W	48.5	0.02%	
633	The Oranges	W	99.0	0.03%	
634	Lake Ridge	W	131.0	0.05%	
636	Vistas	W	978.6	0.34%	
661	Crescent Bay	W	93.0	0.03%	
662	Crescent West	W	100.0	0.03%	
663	Four Lakes	W	65.0	0.02%	
664	Lake Saunders Acres	W	45.0	0.02%	
665	Lake Crescent Hills	W	127.0	0.04%	
666	Preston Cove	W	105.0	0.04%	
667&668	South Clermont (EDB)	W	2,806.1	0.97%	
675	Lake Groves	W	2,804.3	0.97%	
675	Lake Groves	S	2,744.8	0.95%	3.83%
	Utilities, Inc. of Florida				
602	Weathersfield	W	691.0	0.24%	
602	Weathersfield	S	685.5	0.24%	
604	Oakland Shores	W	228.5	0.08%	
606	Little Wekiva	W	61.0	0.02%	
608	Park Ridge	W	98.0	0.03%	
610	Phillips Section	W	80.0	0.03%	
612	Crystal Lake	W	172.0	0.06%	
613	Bartelt Wis Bar	W	163.5	0.06%	
613	Bartelt Wis Bar	S	162.0	0.06%	
614	Ravenna Park/Lincoln Hts.	W	349.5	0.12%	
614	Ravenna Park/Lincoln Hts.	S	249.5	0.09%	
615	Bartelt Buena Vista	W	1,074.8	0.37%	
616	Bear Lake Manor	W	223.5	0.08%	
618	Jansen	W	252.5	0.09%	
620	Crescent Hts	W	277.5	0.10%	
621	Davis Shores	W	43.0	0.01%	
622	Golden Hills-BFF(bulk)	S	8.0	0.00%	
623	Trailwoods	W	299.0	0.10%	
623	Trailwoods	S	293.0	0.10%	
624	Oakland Hills	W	181.0	0.06%	
624	Oakland Hills	S	180.0	0.06%	
626	Summertree	S	1,031.0	0.36%	
626	Summertree	W	1,219.0	0.42%	
629	Orangewood	W	560.3	0.19%	
630	Golden Hills	W	448.6	0.15%	
635	Crownwood	W	81.8	0.03%	
635	Crownwood	S	58.8	0.02%	
637	Lake Tarpon	W	430.9	0.15%	3.31%
	<b>Total Florida</b>		<b>84,035.1</b>	<b>28.99%</b>	<b>28.99%</b>

Louisiana Companies

	Utilities, Inc. of Louisiana				
771	North Park/River Oaks	W	1,185.0	0.41%	
771	North Park/River Oaks	S	1,129.5	0.39%	
773&776	Arrowwood	W	2,869.9	0.99%	
773&776	Arrowwood	S	2,545.9	0.88%	
774	Greenbrier	W	849.3	0.29%	
774	Greenbrier	S	726.3	0.25%	
775	Ingram Estates	W	254.0	0.09%	
775	Ingram Estates	S	253.0	0.09%	3.39%

	Louisiana Water Service, Inc.					
751	Woodridge	W	511.5	0.18%		
751	Woodridge	S	495.5	0.17%		
752	Kingspoint	W	2,005.3	0.69%		
752	Kingspoint	S	1,993.3	0.69%		
753	Lake Village	W	674.5	0.23%		
753	Lake Village	S	667.0	0.23%		
754	Huntwyck	W	669.5	0.23%		
754	Huntwyck	S	669.5	0.23%		
755	Quail Ridge	W	379.0	0.13%		
755	Quail Ridge	S	358.0	0.12%		
756	Magnolia Forest/Rocket Ranch	W	544.8	0.19%		
756	Magnolia Forest/Rocket Ranch	S	526.0	0.18%		
757	Frenchman's Estates	W	53.5	0.02%		
758	Village Acadian	W	49.4	0.02%		
758	Village Acadian	S	43.4	0.01%		
759	Oakmont	W	164.0	0.06%		
759	Oakmont	S	160.0	0.06%		
764	Pirates Harbor	W	104.0	0.04%	3.47%	
	<b>Total Louisiana</b>		<b>19,881.1</b>	<b>6.86%</b>	<b>6.86%</b>	
<b>Maryland Companies</b>						
	Greenridge Utilities, Inc.					
205	Greenridge	W	847.0	0.29%		
208	Vista	W	81.0	0.03%	0.32%	
210	Provinces	W	1,505.0	0.52%	0.52%	
	Maryland Water Service, Inc.					
215	Pinto	W	1,079.6	0.37%		
215	Pinto	S	1,072.4	0.37%		
216	Highland Estates	W	37.0	0.01%	0.76%	
	<b>Total Maryland</b>		<b>4,622.0</b>	<b>1.59%</b>	<b>1.59%</b>	
<b>Virginia Companies</b>						
212	Colchester	S	169.0	0.06%	0.06%	
224+225	Massanutten usage	W	2,424.3	0.84%		
224+225	Massanutten usage	S	2,212.6	0.76%		
226	Massanutten availability W		216.0	0.07%		
226	Massanutten availability S		216.0	0.07%	1.75%	
	<b>Total Virginia</b>		<b>5,237.9</b>	<b>1.81%</b>	<b>1.81%</b>	
<b>Pennsylvania Companies</b>						
250	Utilities, Inc. of Pennsylvania	S	2,161.0	0.75%	0.75%	
251	Westgate	W	741.5	0.26%	0.26%	
255	Penn Estates Usage	W	1,664.0	0.57%		
255	Penn Estates Usage	S	1,664.0	0.57%		
256	Penn Estates Availability	W	66.0	0.02%		
256	Penn Estates Availability	S	66.0	0.02%	1.19%	
	<b>Total Pennsylvania</b>		<b>6,362.5</b>	<b>2.20%</b>	<b>2.20%</b>	
<b>New Jersey Companies</b>						
270	Montague Water	W	791.0	0.27%		
271	Montague Sewer	S	267.5	0.09%	0.37%	
	<b>Total New Jersey</b>		<b>1,058.5</b>	<b>0.37%</b>	<b>0.37%</b>	
<b>Arizona Companies</b>						
935	Bernuda	W	8,529.4	2.94%	2.94%	
	<b>Total Arizona</b>		<b>8,529.4</b>	<b>2.94%</b>	<b>2.94%</b>	

Nevada Companies

110&112	Spring Creek	W	4,063.3	1.40%	
110&112	Spring Creek	S	123.8	0.04%	1.44%
140	Central NV	W	6,813.5	2.35%	
140	Central NV	S	3,877.0	1.34%	3.69%
120	Utilities Inc of Nevada	W	3,188.5	1.10%	1.10%
123	Sky Ranch	W	579.0	0.20%	0.20%
<b>Total Nevada</b>			<b>18,645.1</b>	<b>6.43%</b>	<b>6.43%</b>

South Carolina Companies

Carolina Water Service, Inc.					
295	Salem Church	W	164.0	0.06%	
351	Falcon Ranches	W	97.8	0.03%	
352	Sycamore Acres	W	78.0	0.03%	
353	Westside Terrace	W	66.0	0.02%	
356	Oakwood	W	59.0	0.02%	
356	Oakwood	S	9.0	0.00%	
357	Woodsen	S	85.0	0.03%	
360	Blue Ridge	W	55.0	0.02%	
361	Calvin Acres	W	40.0	0.01%	
362	Pocalla	W	98.0	0.03%	
362	Pocalla	S	159.0	0.05%	
363	Rock Bluff	W	20.0	0.01%	
364	Laurel Meadows	W	285.0	0.10%	
364	Laurel Meadows	S	278.0	0.10%	
366	Oakland Plantation	S	305.6	0.11%	
368	Indian Forks	W	75.0	0.03%	
368	Indian Forks	S	83.0	0.03%	
369	Brighton Forest	W	135.0	0.05%	
369	Brighton Forest	S	144.0	0.05%	
370	Indian Pines	W	17.0	0.01%	
371	Rollingwood/Silver Creek	W	185.0	0.06%	
371	Rollingwood/Silver Creek	S	101.0	0.03%	
372	Hidden Valley Trailer Pk.	W	55.2	0.02%	
372	Hidden Valley Trailer Pk.	S	486.6	0.17%	
373	Smallwood Estates	W	116.0	0.04%	
373	Smallwood Estates	S	114.0	0.04%	
375	The Landings	W	162.0	0.06%	
375	The Landings	S	163.0	0.06%	
376	Harborside	W	78.8	0.03%	
376	Harborside	S	77.8	0.03%	
378	Spring Lake	W	121.0	0.04%	
378	Spring Lake	S	121.0	0.04%	
379	Palmetto Apts./Ests	S	46.2	0.02%	
380	Roosevelt Gardens	S	165.5	0.06%	
382	Hidden Valley Country Club	W	188.8	0.07%	
385	Peachtree Acres	W	48.0	0.02%	
391	Hunters Glen	W	94.5	0.03%	
401	Heatherwood	W	101.0	0.03%	
402	Idlewood	W	67.5	0.02%	
403	Springhill/Oakcrest	W	419.5	0.14%	
403	Springhill/Oakcrest	S	427.0	0.15%	
404	Lincolnshire-Whites Creek	S	248.0	0.09%	
405	40 Love Point	W	122.0	0.04%	
405	40 Love Point	S	121.0	0.04%	
406	Planter's Station	W	166.0	0.06%	
406	Planter's Station	S	164.0	0.06%	
422	Greyland Forest	W	310.0	0.11%	
422	Greyland Forest	S	306.0	0.11%	
424	Glen Village	W	211.0	0.07%	
424	Glen Village	S	206.0	0.07%	
440	North Lake Shore Pt.	S	24.0	0.01%	
441	Ballentine Cove	S	89.0	0.03%	
442	Shadowood Cove	S	115.0	0.04%	
443	Golden Pond	W	353.0	0.12%	

443	Golden Pond	S	344.0	0.12%
444	Oak Grove Est	W	155.8	0.05%
444	Oak Grove Est	S	158.8	0.05%
445	Secret Cove	S	87.0	0.03%
458	Governor's Grant	S	316.0	0.11%
460	Riverhills Plantation	W	3,219.1	1.11%
460	Riverhills Plantation	S	2,918.6	1.01%
461	Lake Murray		322.5	0.11%
461	Lake Murray	S	331.0	0.11%
462	Stonegate	W	134.0	0.05%
462	Stonegate	S	133.0	0.05%
374+394	Friarsgate	S	2,826.6	0.98%

6.55%

Utilities Services of South Carolina, Inc.

1310	Parkwood	W	116.5	0.04%
1311	Tanya Terrance	W	22.0	0.01%
1312	Emma Terrance	W	23.0	0.01%
1313	Lexington Estates	W	165.0	0.06%
1314	Windy Hill	W	138.0	0.05%
1315	Hermitage	W	14.0	0.00%
1316	Vanarsdale	W	187.6	0.06%
1317	Murray Park	W	46.0	0.02%
1318	Lake Village	W	75.0	0.03%
1319	Tanglewood	W	8.0	0.00%
1320	Foxtrail	W	36.0	0.01%
1321	Dutch Village (Aka Dutch Creek)	W	177.0	0.06%
1322	Raintree Acres	W	142.0	0.05%
1323	Murray Lodge	W	56.0	0.02%
1324	Dutchman Shores	W	150.0	0.05%
1325	Indian Cove	W	33.0	0.01%
1326	Milmont Shores	W	20.0	0.01%
1327	Arrowhead Estates	W	32.0	0.01%
1328	Lakewood Estates	W	77.0	0.03%
1329	Hilton Place	W	34.0	0.01%
1330	Estates Of Hilton	W	27.0	0.01%
1331	Plantation	W	390.0	0.13%
1332	Springfield Acres	W	49.0	0.02%
1333	Farrowood	W	145.0	0.05%
1334	Harmon Estates	W	45.0	0.02%
1335	Washington Height	W	70.0	0.02%
1336	Oakridge Hunt Club	W	79.0	0.03%
1337	Glenn Village	W	86.0	0.03%
1338	Belmead	W	148.0	0.05%
1339	Sangaree	W	57.0	0.02%
1340	Cambridge Hills	W	87.8	0.03%
1341	South Congaree	W	-	0.00%
1342	Dutchman Acres	W	22.0	0.01%
1343	Lexington Farms	W	113.6	0.04%
1344	Charwood	W	272.0	0.09%
1345	Charleswood	W	183.0	0.06%
1346	Shandon	W	71.0	0.02%
1346	Shandon	S	38.0	0.01%
1347	Foxwood	W	232.0	0.08%
1347	Foxwood	S	233.0	0.08%
1348	Pleasant Hil	W	-	0.00%
1349	Leslie Woods	W	15.0	0.01%
1350	Lestic Dale	W	28.0	0.01%
1351	Middlestream	W	34.0	0.01%
1352	Riverben	W	35.0	0.01%
1353	Carrolton Place	W	40.0	0.01%
1354	Carrowoods	W	80.0	0.03%
1354	Carrowoods	S	55.0	0.02%
1355	Country Oaks	W	133.0	0.05%
1355	Country Oaks	S	43.0	0.01%
1356	Barney Rhett	W	43.0	0.01%
1357	Wesleywoods	W	24.0	0.01%
1358	Valleymere	W	22.0	0.01%
1359	Hickory Mills	W	37.0	0.01%
1360	Plantation	W	90.0	0.03%
1361	Woodbridge	W	66.0	0.02%

1362	Wintererest	W	72.0	0.02%	
1363	Olewoods	W	27.0	0.01%	
1364	Ridgewood	W	64.0	0.02%	
1365	Olympic Acres	W	74.0	0.03%	
1366	Shiloh Quarters	W	57.0	0.02%	
1367	Southbend	W	38.0	0.01%	
1368	Windy Run	W	31.8	0.01%	
1369	Brownsboro	W	82.0	0.03%	
1370	Cameron Estates	W	28.0	0.01%	
1371	Old Farms	W	20.0	0.01%	
1372	Silver Lakes	W	27.0	0.01%	
1373	Woodwind	W	45.0	0.02%	
1374	Farm Pond	W	26.0	0.01%	
1375	Kim Acres	W	55.0	0.02%	
1376	Brown Neal	W	17.0	0.01%	
1377	Pepperidge	W	47.0	0.02%	
1378	Polly Circle	W	38.0	0.01%	
1379	Mallard Lakes	W	46.0	0.02%	
1380	Hidden Lakes	W	47.0	0.02%	
1381	Sping Lakes	W	14.0	0.00%	
1383	Calhoun Acres	W	76.0	0.03%	
1384	Nevitt Forest	W	209.0	0.07%	
1385	Naynie Builders	W	92.0	0.03%	
1386	Leon Bolt	W	100.0	0.03%	
1387	Normandy Park	W	37.0	0.01%	
1388	Dobbins Estates	W	71.0	0.02%	
1389	Hill And Dale	W	62.0	0.02%	
1390	Lakewood	W	73.0	0.03%	
1391	Edgebrook	W	18.0	0.01%	
1392	Oakwood Estates	W	52.0	0.02%	
1393	Sherwood Forest	W	33.0	0.01%	
1394	Towncreek Acres	W	107.0	0.04%	
1395	Bellmead	W	68.0	0.02%	
1396	Bridgewater	W	97.0	0.03%	
1397	Clearview	W	60.0	0.02%	
1398	Fieldcrest	W	28.0	0.01%	
1399	Greenforest	W	67.0	0.02%	
1400	Hidden Lake	W	66.0	0.02%	
1401	Surfside	W	22.0	0.01%	
1402	Purdy Shores Summer Homes	W	91.0	0.03%	2.39%
464	Creekwood	W	54.0	0.02%	
465	Cedarwood	W	120.0	0.04%	0.06%
485	Tega Cay	W	1,794.5	0.62%	
485	Tega Cay	S	1,691.0	0.58%	1.20%
United Utility Companies, Inc.					
705	Kingswood	W	25.0	0.01%	
712	Woodinont Estates	W	21.0	0.01%	
714	Trollingwood	W	49.0	0.02%	
714	Trollingwood	S	51.0	0.02%	
715	Briarcreek	S	80.8	0.03%	
716	Canterbury	S	142.0	0.05%	
717	Chambert Forest	S	95.2	0.03%	
718	Fairwood	S	88.0	0.03%	
720	River Forest	S	75.0	0.03%	
721	Stonecreek	S	181.2	0.06%	
722	Valley Brook	S	163.8	0.06%	
723	Village	S	211.0	0.07%	
724	N. Greenville Col/Valleyview	S	43.0	0.01%	
725	Highland Forest	S	86.6	0.03%	
726	Keowee Townhomes	S	-	0.00%	0.45%
<b>Total South Carolina</b>			<b>30,876.6</b>	<b>10.65%</b>	<b>10.65%</b>

Georgia Companies

Utilities, Inc. of Georgia						
264+265	Skidaway Island - Usage	W	4,426.9	1.53%		
264+265	Skidaway Island - Usage	S	4,270.9	1.47%		
262	Skidaway Island - Availability	W	430.0	0.15%		
262	Skidaway Island - Availability	S	430.0	0.15%		
266+267	Olde Atlanta	S	640.0	0.22%		3.52%
WSC of Georgia						
1268	Crestwood	W	15.0	0.01%		
1269	Bear Creek	W	136.0	0.05%		
1270	Kendalwood	W	48.0	0.02%		
1271	Riverwood	W	152.0	0.05%		
1272	Shady Grove	W	60.0	0.02%		
1273	Southlake	W	31.0	0.01%		
1274	Spencton #1	W	20.0	0.01%		
1275	Spencton #2	W	102.0	0.04%		
1276	Spencton #3	W	7.0	0.00%		
1277	Talloakas	W	166.0	0.06%		
1278	Vinland	W	21.0	0.01%		
1279	Holly Springs	W	56.0	0.02%		
1280	Lake Riverside	W	253.0	0.09%		
1281	Riverwood Estates	W	31.0	0.01%		
1282	Worthy Manor	W	173.0	0.06%		
1282	Worthy Manor	S	171.0	0.06%		
1283	Big Oak Estates	W	40.0	0.01%		
1284	Holland Folly 1	W	24.0	0.01%		
1285	Windsor	W	34.0	0.01%		
1286	Holland Folly 2	W	20.0	0.01%		
1287	Holland Folly 3	W	108.0	0.04%		
1287	Holland Folly 3	S	108.0	0.04%		
1288	Colonial Acres	W	17.0	0.01%		
1289	Carver	W	38.0	0.01%		
1290	Lee Villa Estates	W	6.0	0.00%		
1291	Park Place	W	11.0	0.00%		
1292	Fairfax Motel	W	-	0.00%		
1293	Shady Acres	W	81.0	0.03%		
1294	Shady Acres II	W	40.0	0.01%		
1295	Green Meadow Estates	W	51.0	0.02%		
1296	Jamar	W	21.0	0.01%		
1297	Country West Sect 3	W	20.0	0.01%		
1298	Country Circle Road	W	20.0	0.01%		
1299	South Lake II	W	19.0	0.01%		0.72%
<b>Total Georgia</b>			<b>12,297.8</b>	<b>4.24%</b>		<b>4.24%</b>

Tennessee Companies

651	Tennessee	W	555.0	0.19%		0.19%
<b>Total Tennessee</b>			<b>555.0</b>	<b>0.19%</b>		<b>0.19%</b>

North Carolina Companies

CWS of North Carolina, Inc.						
501	Sugar Mountain	W	1,421.3	0.49%		
501	Sugar Mountain	S	1,204.4	0.42%		
502	Saddlewood	W	123.0	0.04%		
502	Saddlewood	S	15.0	0.01%		
505	Sherwood Forest	W	244.2	0.08%		
506	Woodhaven	W	78.0	0.03%		
508	Zemosa Acres	W	243.0	0.08%		
509	Ashley Hills	S	1,050.0	0.36%		
510	Corolla Light	W	493.0	0.17%		
510	Corolla Light	S	474.7	0.16%		
512	Kynwood Subdiv.	S	67.0	0.02%		
513	Hestron Park	W	61.5	0.02%		
513	Hestron Park	S	67.5	0.02%		
514	Hound Ears	W	447.0	0.15%		
514	Hound Ears	S	199.5	0.07%		
515	Willowbrook	W	159.9	0.06%		
515	Willowbrook	S	156.6	0.05%		

516	Grandview at T-Square	W	76.0	0.03%
517	Spooners Creek	S	44.0	0.02%
519	Wolf Laurel	W	679.0	0.23%
519	Wolf Laurel	S	66.0	0.02%
523	Vander	W	225.0	0.08%
524	White Oak	W	322.0	0.11%
524	White Oak	S	230.0	0.08%
525	Kings Grant (Ral.)	S	114.0	0.04%
527	Bent Creek	W	302.0	0.10%
527	Bent Creek	S	302.0	0.10%
528	Mt. Carmel	S	373.0	0.13%
529	Whispering Pines	W	1,445.8	0.50%
530	Crestview Estates	W	33.0	0.01%
531	Sherwood Park	W	100.0	0.03%
532	Misty Mountain	W	138.0	0.05%
533	Crystal Mountain	W	45.0	0.02%
535	Ski Mountain	W	237.0	0.08%
536	Mt. Mitchell	W	253.0	0.09%
537	Bear Paw	W	310.5	0.11%
537	Bear Paw	S	69.0	0.02%
539	Forest Brook	W	131.5	0.05%
540	Carolina Forest availability	W	808.0	0.28%
541	Carolina Forest usage	W	188.3	0.06%
542	Woodrun availability	W	806.0	0.28%
543	Woodrun usage	W	419.5	0.14%
544	Kings Grant	W	173.0	0.06%
544	Kings Grant	S	172.0	0.06%
545	Watauga Vista	W	141.0	0.05%
546	Steeplechase	S	152.0	0.05%
547	Quail Ridge	W	162.0	0.06%
552	Beechbrook	W	33.0	0.01%
553	Cabarrus Woods	W	1,498.0	0.52%
553	Cabarrus Woods	S	1,471.0	0.51%
554	College Park	W	73.0	0.03%
554	College Park	S	42.8	0.01%
555	Country Club Annex	W	28.0	0.01%
556	Country Hills	W	67.0	0.02%
558	Harbor House Estates	W	60.0	0.02%
559	Holly Acres	W	58.4	0.02%
562	Oakdale Terrace	W	47.0	0.02%
565	Suburban Heights	W	26.0	0.01%
566	Windsor Chase	W	136.5	0.05%
569	Yorktown	W	106.0	0.04%
572	Powder Horn Mtn.	W	217.5	0.08%
573	Monterey Shores	W	456.0	0.16%
573	Monterey Shores	S	443.5	0.15%
574	Olde Point	W	194.0	0.07%
574	Olde Point	S	114.0	0.04%
575	Independent	S	702.0	0.24%
576	High Meadows usage	W	12.5	0.00%
577	High Meadows flat	W	253.0	0.09%
579	Chapel Hills	W	93.0	0.03%
582	Huntington Forest	W	58.0	0.02%
583	Eastwood Forest	W	124.8	0.04%
584	Westwood Forest	W	117.0	0.04%
585	Wildwood Green	W	229.0	0.08%
586	Bahia Bay	W	117.0	0.04%
587	Lamplighter East	W	184.0	0.06%
587	Lamplighter East	S	184.0	0.06%
588	Lamplighter South	W	1,270.5	0.44%
588	Lamplighter South	S	1,273.0	0.44%
592	Emerald Point	W	163.9	0.06%
592	Emerald Point	S	160.4	0.06%
593	Huntwick	S	113.0	0.04%
594	Abington/Interlaken	W	586.0	0.20%
594	Abington/Interlaken	S	588.0	0.20%
595	Brandywine Bay	W	835.1	0.29%
595	Brandywine Bay	S	731.6	0.25%
596	Queens Harbor	W	136.8	0.05%
596	Queens Harbor	S	131.8	0.05%

597	Belvedere	W	965.1	0.33%	
597	Belvedere	S	609.6	0.21%	
598	Riverpointe	W	190.0	0.07%	
598	Riverpointe	S	186.0	0.06%	
851	Riverwoods	W	183.0	0.06%	
853	For Rdge/Brandywn,So.woods	S	539.0	0.19%	
854	Pinnacle Shores	W	153.0	0.05%	
855	Britley	W	61.0	0.02%	
855	Britley	S	60.0	0.02%	
856	Waterglyn	W	33.0	0.01%	
857	Buffalo Creek	W	226.0	0.08%	
858	Stone Hollow	W	225.5	0.08%	
859	The Harbour	W	336.5	0.12%	
860	The Pointe	W	1,045.5	0.36%	
861	Avensong	W	305.5	0.11%	
861	Avensong	S	301.0	0.10%	
862	Wood Trace	W	44.0	0.02%	
864	Middlepoint	W	69.5	0.02%	
865	Lemmond Acres	W	34.0	0.01%	
866	Wildlife Bay	W	76.0	0.03%	
867	Nags Head	S	726.0	0.25%	
868	Cambridge Commons/Brawley Farms	W	691.0	0.24%	
868	Cambridge Commons/Brawley Farms	S	678.5	0.23%	
869	Currituck Club	W	463.5	0.16%	
870	Meadow Glen	W	31.0	0.01%	
871	Heathfield	W	66.5	0.02%	
872	Monterray	W	25.0	0.01%	
873	High Vista	W	230.0	0.08%	
874	Eag,e Crossing	W	77.0	0.03%	
876	Larkhaven	W	156.0	0.05%	
881	Regalwood	S	375.0	0.13%	
882	White Oak Estates	S	487.0	0.17%	13.04%
	CWS Systems, Inc.				
801	Fairfield - Mountain	W	1,128.5	0.39%	
801	Fairfield - Mountain	S	514.5	0.18%	
802	Fairfield - Sapphire Valley	W	1,569.8	0.54%	
802	Fairfield - Sapphire Valley	S	789.8	0.27%	
803	Fairfield - Sapphire Avail	W	857.0	0.30%	
803	Fairfield - Sapphire Avail	S	108.0	0.04%	
804	Fairfield - Harbour	W	1,730.4	0.60%	
804	Fairfield - Harbour	S	1,669.4	0.58%	
805	Fairfield - Harbour Avail.	W	1,004.0	0.35%	
805	Fairfield - Harbour Avail.	S	1,004.0	0.35%	
808	Forest Hills	W	138.1	0.05%	
810	Heather Glen	W	102.0	0.04%	
812	Country Crossing	W	54.0	0.02%	
813	Oakes Plantation	W	24.0	0.01%	
814	Ransdell Forest	W	42.8	0.01%	
815	Sandy Trail	W	115.0	0.04%	
816	Stewart's Ridge	W	47.0	0.02%	
817	Tuckahoe	W	87.0	0.03%	
818	Wilder's Village	W	45.6	0.02%	
819	Amber Acres	W	1,213.0	0.42%	
820	Neuse Woods	W	95.8	0.03%	
821	Jordan Woods	W	34.0	0.01%	
824	Treasure Cove	W	293.0	0.10%	
825	Hidden Hollow	W	47.0	0.02%	
826	Linsey Pointe	W	30.0	0.01%	4.40%
830	Elk River Utilities, Inc.	W	280.0	0.10%	
830	Elk River Utilities, Inc.	S	109.0	0.04%	0.13%
900	Carolina Trace	W	1,461.0	0.50%	
900	Carolina Trace	S	1,394.5	0.48%	0.99%
905	Transylvania	W	1,270.6	0.44%	
905	Transylvania	S	948.6	0.33%	
906	Transylvania availability	W	834.0	0.29%	
906	Transylvania availability	S	396.0	0.14%	



922	Bradfield Farms	W	951.5	0.33%	
922	Bradfield Farms	S	1,308.5	0.45%	1.97%
923	Nero	W	127.0	0.04%	
923	Nero	S	127.0	0.04%	0.09%
925	Carolina Pines	S	329.0	0.11%	0.11%
920	North Topsail	S	2,848.0	0.98%	0.98%
<b>Total North Carolina</b>			<b>62,937.4</b>	<b>21.71%</b>	<b>21.71%</b>
900	Bio-Tech		178.0	0.06%	0.06%
<b>Total Bio-Tech</b>			<b>178.0</b>	<b>0.06%</b>	<b>0.06%</b>
<b>Total UI</b>			<b>289,841.1</b>	<b>100.00%</b>	<b>100.00%</b>

**ERC COUNT 12/07  
FLORIDA AND SOUTH OPERATING COMPANIES**

w/p c-2

<u>State</u>	<u>System</u>		<u>ERC Count (1)</u>	<u>Percentage to Total</u>	
Florida Companies					
	640 Miles Grant	W	1,122.1	1.08%	
	640 Miles Grant	S	1,055.6	1.02%	2.10%
	646 Terre Verde	S	2,416.9	2.33%	2.33%
	645 Mid-County	S	3,354.6	3.23%	3.23%
	641 Lake Placid	W	138.9	0.13%	
	641 Lake Placid	S	136.9	0.13%	0.27%
	643 Eastlake	W	910.8	0.88%	
	643 Eastlake	S	872.8	0.84%	1.72%
	644 Pebble Creek	W	1,476.5	1.42%	
	644 Pebble Creek	S	1,423.5	1.37%	
	644			0.00%	2.79%
	647 Alafaya	S	7,268.9	6.99%	6.99%
	648 Longwood	S	1,779.0	1.71%	1.71%
	649 Wedgefield	W	1,549.8	1.49%	
	649 Wedgefield	S	1,526.8	1.47%	2.96%
	672 Cypress Lakes	W	1,216.5	1.17%	
	672 Cypress Lakes	S	1,123.3	1.08%	2.25%
	673 Eagle Ridge	S	1,618.1	1.56%	
	674 Cross Creek	S	908.0	0.87%	2.43%
	680 Sanlando	W	11,857.7	11.41%	
	680 Sanlando	S	9,139.5	8.80%	20.21%
	690 Sandalhaven	S	1,043.2	1.00%	1.00%
	694 Bayside	W	240.4	0.23%	
	694 Bayside	S	241.2	0.23%	0.46%
	695 South Gate	W	5,726.3	5.51%	5.51%
	699 Sandy Creek	W	198.8	0.19%	
	699 Sandy Creek	S	167.0	0.16%	0.35%
	693 Labrador	W	792.3	0.76%	
	693 Labrador	S	775.3	0.75%	1.51%
	691 Pennbrooke	W	1,459.5	1.40%	
	691 Pennbrooke	S	1,243.0	1.20%	2.60%
	692 Hutchinson Island/Irrigation	W	205.7	0.20%	
	692 Hutchinson Island	S	176.2	0.17%	0.37%
	3101 ACME Water Supply	W	160.5	0.15%	0.15%

Lake Utility Services, Inc.					
628	Clermont	W	205.0	0.20%	
631	Amberhill	W	754.0	0.73%	
632	Highland Point	W	48.5	0.05%	
633	The Oranges	W	99.0	0.10%	
634	Lake Ridge	W	131.0	0.13%	
636	Vistas	W	978.6	0.94%	
661	Crescent Bay	W	93.0	0.09%	
662	Crescent West	W	100.0	0.10%	
663	Four Lakes	W	65.0	0.06%	
664	Lake Saunders Acres	W	45.0	0.04%	
665	Lake Crescent Hills	W	127.0	0.12%	
666	Preston Cove	W	105.0	0.10%	
667&668	South Clermont (EDB)	W	2,806.1	2.70%	
675	Lake Groves	W	2,804.3	2.70%	
675	Lake Groves	S	2,744.8	2.64%	10.69%
Utilities, Inc. of Florida					
602	Weathersfield	W	691.0	0.66%	
602	Weathersfield	S	685.5	0.66%	
604	Oakland Shores	W	228.5	0.22%	
606	Little Wekiva	W	61.0	0.06%	
608	Park Ridge	W	98.0	0.09%	
610	Phillips Section	W	80.0	0.08%	
612	Crystal Lake	W	172.0	0.17%	
613	Bartelt Wis Bar	W	163.5	0.16%	
613	Bartelt Wis Bar	S	162.0	0.16%	
614	Ravenna Park/Lincoln Hts.	W	349.5	0.34%	
614	Ravenna Park/Lincoln Hts.	S	249.5	0.24%	
615	Bartelt Buena Vista	W	1,074.8	1.03%	
616	Bear Lake Manor	W	223.5	0.22%	
618	Jansen	W	252.5	0.24%	
620	Crescent Hts	W	277.5	0.27%	
621	Davis Shores	W	43.0	0.04%	
622	Golden Hills-BFF(bulk)	S	8.0	0.01%	
623	Trailwoods	W	299.0	0.29%	
623	Trailwoods	S	293.0	0.28%	
624	Oakland Hills	W	181.0	0.17%	
624	Oakland Hills	S	180.0	0.17%	
626	Summertree	S	1,031.0	0.99%	
626	Summertree	W	1,219.0	1.17%	
629	Orangewood	W	560.3	0.54%	
630	Golden Hills	W	448.6	0.43%	
635	Crownwood	W	81.8	0.08%	
635	Crownwood	S	58.8	0.06%	
637	Lake Tarpon	W	430.9	0.41%	9.24%
<b>Total Florida</b>			<b>84,035.1</b>	<b>80.87%</b>	<b>80.87%</b>

Louisiana Companies

Utilities, Inc. of Louisiana					
771	North Park/River Oaks	W	1,185.0	1.14%	
771	North Park/River Oaks	S	1,129.5	1.09%	
773&776	Arrowwood	W	2,869.9	2.76%	
773&776	Arrowwood	S	2,545.9	2.45%	
774	Greenbrier	W	849.3	0.82%	
774	Greenbrier	S	726.3	0.70%	
775	Ingram Estates	W	254.0	0.24%	
775	Ingram Estates	S	253.0	0.24%	9.44%

	Louisiana Water Service, Inc.				
751	Woodridge	W	511.5	0.49%	
751	Woodridge	S	495.5	0.48%	
752	Kingspoint	W	2,005.3	1.93%	
752	Kingspoint	S	1,993.3	1.92%	
753	Lake Village	W	674.5	0.65%	
753	Lake Village	S	667.0	0.64%	
754	Huntwyck	W	669.5	0.64%	
754	Huntwyck	S	669.5	0.64%	
755	Quail Ridge	W	379.0	0.36%	
755	Quail Ridge	S	358.0	0.34%	
756	Magnolia Forest/Rocket Ranch	W	544.8	0.52%	
756	Magnolia Forest/Rocket Ranch	S	526.0	0.51%	
757	Frenchman's Estates	W	53.5	0.05%	
758	Village Acadian	W	49.4	0.05%	
758	Village Acadian	S	43.4	0.04%	
759	Oakmont	W	164.0	0.16%	
759	Oakmont	S	160.0	0.15%	
764	Pirates Harbor	W	104.0	0.10%	9.69%
	<b>Total Louisiana</b>		<b>19,881.1</b>	<b>19.13%</b>	<b>19.13%</b>

**Total Florida and South**

103,916.2	100.00%	100.00%
-----------	---------	---------

ERC COUNT 12/07  
 FLORIDA OPERATING COMPANIES

w/p c-3

<u>System</u>		<u>ERC Count (1)</u>	<u>Percentage to Total</u>	
640 Miles Grant	W	1,122.1	1.34%	
640 Miles Grant	S	1,055.6	1.26%	2.59%
646 Terre Verde	S	2,416.9	2.88%	2.88%
645 Mid-County	S	3,354.6	3.99%	3.99%
641 Lake Placid	W	138.9	0.17%	
641 Lake Placid	S	136.9	0.16%	0.33%
643 Eastlake	W	910.8	1.08%	
643 Eastlake	S	872.8	1.04%	2.12%
644 Pebble Creek	W	1,476.5	1.76%	
644 Pebble Creek	S	1,423.5	1.69%	3.45%
647 Alafaya	S	7,268.9	8.65%	8.65%
648 Longwood	S	1,779.0	2.12%	2.12%
649 Wedgefield	W	1,549.8	1.84%	
649 Wedgefield	S	1,526.8	1.82%	3.66%
672 Cypress Lakes	W	1,216.5	1.45%	
672 Cypress Lakes	S	1,123.3	1.34%	2.78%
673 Eagle Ridge	S	1,618.1	1.93%	
674 Cross Creek	S	908.0	1.08%	3.01%
680 Sanlando	W	11,857.7	14.11%	
680 Sanlando	S	9,139.5	10.88%	24.99%
690 Sandalhaven	S	1,043.2	1.24%	1.24%
694 Bayside	W	240.4	0.29%	
694 Bayside	S	241.2	0.29%	0.57%
695 South Gate	W	5,726.3	6.81%	6.81%
699 Sandy Creek	W	198.8	0.24%	
699 Sandy Creek	S	167.0	0.20%	0.44%
693 Labrador	W	792.3	0.94%	
693 Labrador	S	775.3	0.92%	1.87%
691 Pennbrooke	W	1,459.5	1.74%	
691 Pennbrooke	S	1,243.0	1.48%	3.22%
692 Hutchinson Island/Irrigation	W	205.7	0.24%	
692 Hutchinson Island	S	176.2	0.21%	0.45%
3101 ACME Water Supply	W	160.5	0.19%	0.19%

Lake Utility Services, Inc.			
628 Clermont	W	205.0	0.24%
631 Amberhill	W	754.0	0.90%
632 Highland Point	W	48.5	0.06%
633 The Oranges	W	99.0	0.12%
634 Lake Ridge	W	131.0	0.16%
636 Vistas	W	978.6	1.16%
661 Crescent Bay	W	93.0	0.11%
662 Crescent West	W	100.0	0.12%
663 Four Lakes	W	65.0	0.08%
664 Lake Saunders Acres	W	45.0	0.05%
665 Lake Crescent Hills	W	127.0	0.15%
666 Preston Cove	W	105.0	0.12%
667&668 South Clermont (EDB)	W	2,806.1	3.34%
675 Lake Groves	W	2,804.3	3.34%
675 Lake Groves	S	2,744.8	3.27%
13.22%			
Utilities, Inc. of Florida			
602 Weathersfield	W	691.0	0.82%
602 Weathersfield	S	685.5	0.82%
604 Oakland Shores	W	228.5	0.27%
606 Little Wckiva	W	61.0	0.07%
608 Park Ridge	W	98.0	0.12%
610 Phillips Section	W	80.0	0.10%
612 Crystal Lake	W	172.0	0.20%
613 Bartelt Wis Bar	W	163.5	0.19%
613 Bartelt Wis Bar	S	162.0	0.19%
614 Ravenna Park/Lincoln Hts.	W	349.5	0.42%
614 Ravenna Park/Lincoln Hts.	S	249.5	0.30%
615 Bartelt Buena Vista	W	1,074.8	1.28%
616 Bear Lake Manor	W	223.5	0.27%
618 Jansen	W	252.5	0.30%
620 Crescent Hts	W	277.5	0.33%
621 Davis Shores	W	43.0	0.05%
622 Golden Hills-BFF(bulk)	S	8.0	0.01%
623 Trailwoods	W	299.0	0.36%
623 Trailwoods	S	293.0	0.35%
624 Oakland Hills	W	181.0	0.22%
624 Oakland Hills	S	180.0	0.21%
626 Summertree	S	1,031.0	1.23%
626 Summertree	W	1,219.0	1.45%
629 Orangewood	W	560.3	0.67%
630 Golden Hills	W	448.6	0.53%
635 Crownwood	W	81.8	0.10%
635 Crownwood	S	58.8	0.07%
637 Lake Tarpon	W	430.9	0.51%
11.43%			
<b>Total Florida</b>		<b>84,035.1</b>	<b>100.00%</b>
			<b>100.00%</b>

ERC COUNT 12/07  
 FLORIDA OPERATING COMPANIES

w/p c-4

<u>Neal, William</u>	<u>System</u>		<u>ERC Count (1)</u>	<u>Percentage to Total</u>	
646 Terre Verde	S		2,416.9	12.02%	12.02%
643 Eastlake	W		910.8	4.53%	
643 Eastlake	S		872.8	4.34%	8.87%
644 Pebble Creek	W		1,476.5	7.35%	
644 Pebble Creek	S		1,423.5	7.08%	14.43%
672 Cypress Lakes	W		1,216.5	6.05%	
672 Cypress Lakes	S		1,123.3	5.59%	11.64%
645 Mid-County	S		3,354.6	16.69%	16.69%
Utilities, Inc. of Florida					
629 Orangewood	W		1,798.6	8.95%	
614 Ravenna Park/Lincoln Hts.	S		411.5	2.05%	
626 Summertree	S		1,031.0	5.13%	
626 Summertree	W		1,219.0	6.06%	
637 Lake Tarpon	W		430.9	2.14%	24.33%
694 Bayside	W		240.4	1.20%	
694 Bayside	S		241.2	1.20%	2.40%
693 Labrador	W		792.3	3.94%	
693 Labrador	S		775.3	3.86%	7.80%
699 Sandy Creek	W		198.8	0.99%	
699 Sandy Creek	S		167.0	0.83%	1.82%
			20,100.9	100.00%	100.00%
<hr/>					
<u>Finehirsh, Jeffrey</u>	<u>System</u>		<u>ERC Count (1)</u>	<u>Percentage to Total</u>	
<u>Gunther, Mathew</u>					
<u>Szczepkowski, Stephen</u>					
645 Mid-County	S		3,354.6	100.00%	100.00%
			3,354.6	100.00%	100.00%
<hr/>					
<u>Devers, Joe</u>	<u>System</u>		<u>ERC Count (1)</u>	<u>Percentage to Total</u>	
<u>Dodd, Donald</u>					
<u>Garcia Jr, Ismael</u>					
673 Eagle Ridge	S		1,618.1	64.06%	
674 Cross Creek	S		908.0	35.94%	100.00%
			2,526.1	100.00%	100.00%

<u>Stewart, Malcolm</u>	<u>System</u>		<u>ERC Count (I)</u>	<u>Percentage to Total</u>	
641 Lake Placid		W	138.9	1.45%	
641 Lake Placid		S	136.9	1.43%	2.88%
673 Eagle Ridge		S	1,618.1	16.91%	
674 Cross Creek		S	908.0	9.49%	26.39%
690 Sandalhaven		S	1,043.2	10.90%	10.90%
695 South Gate		W	5,726.3	59.83%	59.83%
			<u>9,571.4</u>	<u>100.00%</u>	<u>100.00%</u>

<u>Kuhus, Joseph</u>	<u>System</u>		<u>ERC Count (I)</u>	<u>Percentage to Total</u>	
644 Pebble Creek		W	1,476.5	50.91%	
644 Pebble Creek		S	1,423.5	49.09%	100.00%
			<u>2,900.0</u>	<u>100.00%</u>	<u>100.00%</u>

<u>Becker, Jeffrey</u> <u>Schultz, Kevin</u> <u>Trant, David</u>	<u>System</u>		<u>ERC Count (I)</u>	<u>Percentage to Total</u>	
695 South Gate		W	5,726.3	100.00%	100.00%
			<u>5,726.3</u>	<u>100.00%</u>	<u>100.00%</u>

<u>Chard, Ronald</u>	<u>System</u>		<u>ERC Count (I)</u>	<u>Percentage to Total</u>	
641 Lake Placid		W	138.9		
643 Eastlake		W	910.8	4.77%	
643 Eastlake		S	872.8	4.57%	9.34%
644 Pebble Creek		W	1,476.5	7.73%	
644 Pebble Creek		S	1,423.5	7.46%	15.19%
672 Cypress Lakes		W	1,216.5	6.37%	
672 Cypress Lakes		S	1,123.3	5.88%	12.25%
Utilities, Inc. of Florida					
629 Orangewood		W	1,798.6	9.42%	
626 Sumnertree		W	1,219.0	6.38%	
637 Lake Tarpon		W	430.9	2.26%	18.06%
640 Miles Grant		W	1,122.1	5.88%	5.88%
695 South Gate		W	5,726.3	29.99%	29.99%
693 Labrador		W	792.3	4.15%	
693 Labrador		S	775.3	4.06%	8.21%
692 Hutchinson Island/Irrigation		W	205.7	1.08%	1.08%
			<u>19,093.6</u>	<u>100.00%</u>	<u>100.00%</u>



<u>Franklin, Kennedy</u>	<u>System</u>		<u>ERC Count (1)</u>	<u>Percentage to Total</u>	
646 Tierre Verde		S	2,416.9	16.83%	16.83%
643 Eastlake		W	910.8	6.34%	
643 Eastlake		S	872.8	6.08%	12.42%
644 Pebble Creek		W	1,476.5	10.28%	
644 Pebble Creek		S	1,423.5	9.91%	20.19%
672 Cypress Lakes		W	1,216.5	8.47%	
672 Cypress Lakes		S	1,123.3	7.82%	16.29%
645 Mid-County		S	3,354.6	23.36%	23.36%
693 Labrador		W	792.3	5.52%	
693 Labrador		S	775.3	5.40%	10.91%
			<u>14,362.5</u>	<u>100.00%</u>	<u>100.00%</u>

<u>Wright, Jason</u>	<u>System</u>		<u>ERC Count (1)</u>	<u>Percentage to Total</u>	
693 Labrador		W	792.3	50.54%	
693 Labrador		S	775.3	49.46%	100.00%
			<u>1,567.6</u>	<u>100.00%</u>	<u>100.00%</u>

<u>Buono, Robert</u>	<u>System</u>		<u>ERC Count (1)</u>	<u>Percentage to Total</u>	
646 Tierre Verde		S	2,416.9	41.88%	41.88%
645 Mid-County		S	3,354.6	58.12%	58.12%
			<u>5,771.5</u>	<u>100.00%</u>	<u>100.00%</u>

<u>Davis, Neville</u>	<u>System</u>		<u>ERC Count (1)</u>	<u>Percentage to Total</u>	
644 Pebble Creek		W	1,476.5	18.02%	
644 Pebble Creek		S	1,423.5	17.38%	35.40%
672 Cypress Lakes		W	1,216.5	14.85%	
672 Cypress Lakes		S	1,123.3	13.71%	28.56%
640 Miles Grant		W	1,122.1	13.70%	
640 Miles Grant		S	1,055.6	12.88%	26.58%
693 Labrador		S	775.3	9.46%	9.46%
			<u>8,192.8</u>	<u>100.00%</u>	<u>100.00%</u>

<u>Wierzbicki, Anthony</u>	<u>System</u>		<u>ERC Count (I)</u>	<u>Percentage to Total</u>	
641 Lake Placid		W	138.9	0.71%	
641 Lake Placid		S	136.9	0.70%	1.41%
643 Eastlake		W	910.8	4.64%	
643 Eastlake		S	872.8	4.45%	9.09%
644 Pebble Creek		W	1,476.5	7.53%	
644 Pebble Creek		S	1,423.5	7.26%	14.78%
672 Cypress Lakes		W	1,216.5	6.20%	
672 Cypress Lakes		S	1,123.3	5.73%	11.93%
673 Eagle Ridge		S	1,618.1	8.25%	
674 Cross Creek		S	908.0	4.63%	12.88%
645 Mid-County		S	3,354.6	17.10%	17.10%
Utilities, Inc. of Florida					
629 Oranewood		W	1,073.3	5.47%	
614 Ravenna Park/Lincoln Hts.		S	411.5	2.10%	
626 Summertree		S	1,031.0	5.26%	
626 Summertree		W	1,219.0	6.21%	
637 Lake Tarpon		W	430.9	2.20%	21.23%
690 Sandalhaven		S	1,043.2	5.32%	5.32%
694 Bayside		W	240.4	1.23%	
694 Bayside		S	241.2	1.23%	2.45%
692 Hutchinson Island/Irrigation		W	205.7	1.05%	
692 Hutchinson Island		S	176.2	0.90%	1.95%
699 Sandy Creek		W	198.8	1.01%	
699 Sandy Creek		S	167.0	0.85%	1.86%
			<u>19,618.1</u>	<u>100.00%</u>	<u>100.00%</u>

<u>Wilson, Michael</u>	<u>System</u>		<u>ERC Count (I)</u>	<u>Percentage to Total</u>	
641 Lake Placid		W	138.9	0.48%	
641 Lake Placid		S	136.9	0.47%	0.95%
643 Eastlake		W	910.8	3.13%	
643 Eastlake		S	872.8	3.00%	6.13%
644 Pebble Creek		W	1,476.5	5.08%	
644 Pebble Creek		S	1,423.5	4.89%	9.97%
672 Cypress Lakes		W	1,216.5	4.18%	
672 Cypress Lakes		S	1,123.3	3.86%	8.04%
673 Eagle Ridge		S	1,618.1	5.56%	
674 Cross Creek		S	908.0	3.12%	8.68%
645 Mid-County		S	3,354.6	11.53%	11.53%
Utilities, Inc. of Florida					
629 Oranewood		W	1,073.3	3.69%	
614 Ravenna Park/Lincoln Hts.		S	411.5	1.41%	
626 Summertree		S	1,031.0	3.54%	
626 Summertree		W	1,219.0	4.19%	
637 Lake Tarpon		W	430.9	1.48%	14.32%
640 Miles Grant		W	1,122.1	3.86%	
640 Miles Grant		S	1,055.6	3.63%	7.49%
690 Sandalhaven		S	1,043.2	3.59%	3.59%
694 Bayside		W	240.4	0.83%	
694 Bayside		S	241.2	0.83%	1.66%
695 South Gate		W	5,726.3	19.68%	19.68%
693 Labrador		W	792.3	2.72%	
693 Labrador		S	775.3	2.67%	5.39%
692 Hutchinson Island/Irrigation		W	205.7	0.71%	
692 Hutchinson Island		S	176.2	0.61%	1.31%
699 Sandy Creek		W	198.8	0.68%	
699 Sandy Creek		S	167.0	0.57%	1.26%
			<u>29,089.7</u>	<u>100.00%</u>	<u>100.00%</u>

<u>Worrell, David</u>	<u>System</u>		<u>ERC Count (I)</u>	<u>Percentage to Total</u>	
646	Tiere Verde	S	2,416.9	13.34%	13.34%
643	Eastlake	W	910.8	5.03%	
643	Eastlake	S	872.8	4.82%	9.85%
644	Pebble Creek	W	1,476.5	8.15%	
644	Pebble Creek	S	1,423.5	7.86%	16.01%
672	Cypress Lakes	W	1,216.5	6.71%	
672	Cypress Lakes	S	1,123.3	6.20%	12.92%
645	Mid-County	S	3,354.6	18.52%	18.52%
Utilities, Inc. of Florida					
629	Orangewood	W	1,073.3	5.92%	
626	Summertree	S	1,031.0	5.69%	
626	Summertree	W	1,219.0	6.73%	
637	Lake Tarpon	W	430.9	2.38%	20.72%
693	Labrador	W	792.3	4.37%	
693	Labrador	S	775.3	4.28%	8.65%
			<u>18,116.7</u>	<u>100.00%</u>	<u>100.00%</u>

Explanation: Provide the total amount of rate case expense requested in the application. State whether the total includes the amount up to proposed agency action or through a hearing before the Commission. Provide a list of each firm providing services for the applicant, the individuals for each firm assisting in the application, including each individual's hourly rate, and an estimate of the total charges to be incurred by each firm, as well as a description of the type of services provided. Also provide the additional information for amortization and allocation method, including support behind this determination.

(1)	(2)	(3)	(4)	(4)	(5)	(6)	(7)	
Line #	Firm or Vendor Name	Counsel, Consultant or Witness	Hourly Rate Per Person	Hours as of 12/15/08	Total Estimate of Hours	Total Costs as of 12/15/08	Total Estimate of Charges by Firm	Type of Service Rendered
1	Rose, Sundstrom & Bentley, LLP	Marin Friedman	290	0.90	80.00	3,761	23,200	Legal Fees and Various Expenses (includes \$3500 Filing Fee)
2	Rose, Sundstrom & Bentley, LLP	Christian Marcelle	275	15.10	80.00	6,626	22,000	Legal Fees and Various Expenses (photocopies, FedEx, etc)
3	M&R Consultants	Frank Seidman	145	131	300	19,891	43,500	U&A Analysis, Assist w/ MFRs, data requests, audit facilitation
4	Milan Swain Consulting Services	Deborah Swain	180	1	0	180	-	
5	Milan Swain Consulting Services	Cynthia Yapp	140	4	0	560	-	
6	Public Service Commission		n/a	n/a	n/a	-	-	\$3500 Filing Fee paid by RSB, reimbursed by WSC.
7	Water Service Corp.	John Hoy	96	0	50	-	4,800	Assist w/MFRs, data requests, audit facilitation
8	Water Service Corp.	Kirsten Weeks	49	192	400	9,408	19,800	Assist w/MFRs, data requests, audit facilitation
9	Water Service Corp.	Patrick Flynn	33.92	31	150	1,043	5,088	Assist w/MFRs, data requests, audit facilitation
10	Water Service Corp.	Michelle Rochow	33	68	450	2,244	14,850	Assist w/MFRs, data requests, audit facilitation
11	Water Service Corp.	Erin Povich	31	68.25	450	2,116	13,950	Assist w/MFRs, data requests, audit facilitation
12	Water Service Corp.	Dan Ciecierski	21.51	6	0	129	-	Assist w/MFRs, data requests, audit facilitation
13	Water Service Corp.	Susan M. Dipasquaie	33.92	15	0	509	-	Assist w/MFRs, data requests, audit facilitation
14	Water Service Corp.	Rick Durham	48.25	5.5	0	265	-	Assist w/MFRs, data requests, audit facilitation
15	Water Service Corp.	Peggy Hanks	33.92	6	0	204	-	Assist w/MFRs, data requests, audit facilitation
16	Water Service Corp.	Michelle Marzouk	15	9.25	0	139	-	Assist w/MFRs, data requests, audit facilitation
17	Water Service Corp.	Lawanda Valrie	21.5	13	0	280	-	Assist w/MFRs, data requests, audit facilitation
18	Water Service Corp.		n/a	n/a	n/a	-	2,071	Customer notices, postage
19	Water Service Corp.	N/A	n/a	n/a	n/a	-	96	Customer notices, stock
20	Water Service Corp.		n/a	n/a	n/a	-	1,200	Travel, Airtare
21	Water Service Corp.		n/a	n/a	n/a	-	1,800	Travel, Hotel/Accommodation
22	Water Service Corp.		n/a	n/a	n/a	-	54	Travel, Rental Car
23	Water Service Corp.		n/a	n/a	n/a	-	602	Fed Ex, copies & other misc.
24	Estimate Through					\$ 48,107	\$ 164,525	

25 [x] PAA

26 [ ] Commission Hearing

27 Amortization Period 4 Years

28 Explanation if different from Section 367.0616, Florida

29 Amortization of Rate Case Expense:

	(A) Water	(B) Wastewater	(C) Total
30 Prior unamortized rate case expenses	0	0	\$ -
31 Current rate case expense	-	48,107	48,107
32 Total projected rate case expense	-	48,107	48,107
33 Annual Amortization	\$ -	\$ 12,027	\$ 12,027

34 Method of allocation between systems: ERCs

35 Customers (based on ERC Counts 12/31/07)	0.0	2526.1	2526.1
36 Percentage of average customers	0%	100%	100%

CO	BU	Obj Acct	Sub Acct	Explanation	Debit	Date	Debit	Credit	Balance	LT	Plan
240	2009545	2906		901 ROSE,SUNDSTROM & BENTLEY	36240	5/20/2008	247.5		247.5	AA	25031
240	2009545	2906		901 ROSE,SUNDSTROM & BENTLEY	84698	6/8/2008	152.5		152.5	AA	26489
240	2009545	2908		901 ROSE,SUNDSTROM & BENTLEY	79484	7/8/2008	645.06		645.06	AA	30689
240	2009545	2908		901 ROSE,SUNDSTROM & BENTLEY	79523	7/22/2008	83.25		83.25	AA	30689
240	2009545	2906		901 ROSE,SUNDSTROM & BENTLEY	93480	8/6/2008	577.5		577.5	AA	34460
240	2009545	2908		901 ROSE,SUNDSTROM & BENTLEY	110573	11/5/2008	6780.75		6780.75	AA	40028
240	2009545	2908		901 ROSE,SUNDSTROM & BENTLEY	110657	12/1/2008	1899.82		1899.82	AA	41867
				ROSE,SUNDSTROM & BENTLEY			10387.18	0	10387.18		
				Clarkson, David			129.44	0	129.44	6	
240	2009545	2907		901 Dipompea, Susan M	216	5/26/2008	901.78		901.78	AA	25064
240	2009545	2907		901 Dipompea, Susan M	219	5/28/2008	203.52		203.52	AA	25864
240	2009545	2907		901 Dipompea, Susan M	219	5/29/2008	203.52		203.52	AA	25864
				Dipompea, Susan M			908.8	0	908.8	15	
240	2009545	2907		901 Durham, Rick J	206	4/25/2008	182.90		182.90	AA	23610
240	2009545	2907		901 Durham, Rick J	224	5/31/2008	24.12		24.12	AA	29001
240	2009545	2907		901 Durham, Rick J	259	8/15/2008	48.25		48.25	AA	33834
				Durham, Rick J			245.35	0	245.35	5.5	
240	2009545	2907		901 Flynn, Patrick C	189	3/15/2008	18.08		18.08	AA	21707
240	2009545	2907		901 Flynn, Patrick C	208	4/25/2008	67.84		67.84	AA	22410
240	2009545	2907		901 Flynn, Patrick C	212	5/15/2008	8.48		8.48	AA	25295
240	2009545	2907		901 Flynn, Patrick C	230	8/15/2008	16.96		16.96	AA	27559
240	2009545	2907		901 Flynn, Patrick C	250	7/31/2008	16.96		16.96	AA	31198
240	2009545	2907		901 Flynn, Patrick C	250	7/31/2008	8.48		8.48	AA	31185
240	2009545	2907		901 Flynn, Patrick C	259	8/15/2008	8.48		8.48	AA	33634
240	2009545	2907		901 Flynn, Patrick C	258	8/15/2008	8.48		8.48	AA	33634
240	2009545	2907		901 Flynn, Patrick C	258	8/15/2008	8.48		8.48	AA	33634
240	2009545	2907		901 Flynn, Patrick C	258	8/15/2008	8.48		8.48	AA	33788
240	2009545	2907		901 Flynn, Patrick C	265	8/31/2008	16.96		16.96	AA	33796
240	2009545	2907		901 Flynn, Patrick C	265	8/31/2008	16.96		16.96	AA	33796
240	2009545	2907		901 Flynn, Patrick C	271	9/15/2008	33.92		33.92	AA	37008
240	2009545	2907		901 Flynn, Patrick C	280	10/15/2008	8.48		8.48	AA	38808
240	2009545	2907		901 Flynn, Patrick C	280	10/15/2008	8.48		8.48	AA	38808
240	2009545	2907		901 Flynn, Patrick C	280	10/15/2008	33.92		33.92	AA	38808
240	2009545	2907		901 Flynn, Patrick C	288	10/15/2008	33.92		33.92	AA	38785
240	2009545	2907		901 Flynn, Patrick C	288	10/15/2008	33.92		33.92	AA	38785
240	2009545	2907		901 Flynn, Patrick C	294	11/15/2008	101.78		101.78	AA	41419
240	2009545	2907		901 Flynn, Patrick C	294	11/15/2008	33.92		33.92	AA	41419
240	2009545	2907		901 Flynn, Patrick C	294	11/15/2008	33.92		33.92	AA	41419
240	2009545	2907		901 Flynn, Patrick C	294	11/15/2008	33.92		33.92	AA	41419
				Flynn, Patrick C			1043.84	0	1043.84	31	
240	2009545	2907		901 Marks, Peggy Jean	282	8/28/2008	101.78		101.78	AA	33785
240	2009545	2907		901 Marks, Peggy Jean	291	1/14/2008	101.78		101.78	AA	41375
				Marks, Peggy Jean			203.52	0	203.52	6	
240	2009545	2907		901 Marzani, Michelle	216	5/8/2008	3.5		3.5	AA	25206
240	2009545	2907		901 Marzani, Michelle	282	8/28/2008	37.5		37.5	AA	33785
240	2009545	2907		901 Marzani, Michelle	282	8/28/2008	30		30	AA	33785
240	2009545	2907		901 Marzani, Michelle	282	8/28/2008	15		15	AA	33785
240	2009545	2907		901 Marzani, Michelle	291	1/14/2008	7.5		7.5	AA	41375
240	2009545	2907		901 Marzani, Michelle	291	1/14/2008	45		45	AA	41375
				Marzani, Michelle			138.5	0	138.5	9.2	
240	2009545	2907		901 Powell, Erin Patricia	177	2/15/2008	31		31	AA	20302
240	2009545	2907		901 Powell, Erin Patricia	177	2/15/2008	124		124	AA	20302
240	2009545	2907		901 Powell, Erin Patricia	189	3/15/2008	185		185	AA	21747
240	2009545	2907		901 Powell, Erin Patricia	208	4/25/2008	46.5		46.5	AA	22610
240	2009545	2907		901 Powell, Erin Patricia	208	4/25/2008	31		31	AA	23198
240	2009545	2907		901 Powell, Erin Patricia	208	4/25/2008	31		31	AA	23198
240	2009545	2907		901 Powell, Erin Patricia	208	4/25/2008	46.5		46.5	AA	23810
240	2009545	2907		901 Powell, Erin Patricia	239	8/15/2008	7.75		7.75	AA	33834
240	2009545	2907		901 Powell, Erin Patricia	259	8/15/2008	31		31	AA	33634
240	2009545	2907		901 Powell, Erin Patricia	285	8/31/2008	31		31	AA	33798
240	2009545	2907		901 Powell, Erin Patricia	285	8/31/2008	31		31	AA	33798
240	2009545	2907		901 Powell, Erin Patricia	285	8/31/2008	168.5		168.5	AA	33798
240	2009545	2907		901 Powell, Erin Patricia	285	8/31/2008	53		53	AA	33798
240	2009545	2907		901 Powell, Erin Patricia	285	8/31/2008	31		31	AA	33798
240	2009545	2907		901 Powell, Erin Patricia	285	8/31/2008	83		83	AA	33798
240	2009545	2907		901 Powell, Erin Patricia	285	8/31/2008	31		31	AA	33798
240	2009545	2907		901 Powell, Erin Patricia	285	8/31/2008	62		62	AA	36808
240	2009545	2907		901 Powell, Erin Patricia	285	8/31/2008	186		186	AA	36808
240	2009545	2907		901 Powell, Erin Patricia	286	10/1/2008	31		31	AA	38785
240	2009545	2907		901 Powell, Erin Patricia	286	10/1/2008	71		71	AA	38785
240	2009545	2907		901 Powell, Erin Patricia	286	10/31/2008	62		62	AA	38785
240	2009545	2907		901 Powell, Erin Patricia	286	10/31/2008	62		62	AA	38785
240	2009545	2907		901 Powell, Erin Patricia	294	11/15/2008	31		31	AA	41419
240	2009545	2907		901 Powell, Erin Patricia	294	11/15/2008	124		124	AA	41419
240	2009545	2907		901 Powell, Erin Patricia	294	11/15/2008	62		62	AA	41419
240	2009545	2907		901 Powell, Erin Patricia	294	11/15/2008	62		62	AA	41419
240	2009545	2907		901 Powell, Erin Patricia	308	11/30/2008	38		38	AA	42075
240	2009545	2907		901 Powell, Erin Patricia	308	11/30/2008	160		160	AA	42075
240	2009545	2907		901 Powell, Erin Patricia	308	11/30/2008	108		108	AA	42075
				Powell, Erin Patricia			2114.25	0	2114.25	66.2	
240	2009545	2907		901 Rochow, Michelle Merrill	177	2/15/2008	88		88	AA	20302
240	2009545	2907		901 Rochow, Michelle Merrill	226	4/25/2008	95		95	AA	22610
240	2009545	2907		901 Rochow, Michelle Merrill	280	8/28/2008	102		102	AA	31198
240	2009545	2907		901 Rochow, Michelle Merrill	290	7/31/2008	153		153	AA	31198
240	2009545	2907		901 Rochow, Michelle Merrill	290	7/31/2008	102		102	AA	31198
240	2009545	2907		901 Rochow, Michelle Merrill	259	8/15/2008	88		88	AA	33634
240	2009545	2907		901 Rochow, Michelle Merrill	259	8/15/2008	33		33	AA	33634
240	2009545	2907		901 Rochow, Michelle Merrill	259	8/15/2008	99		99	AA	33634
240	2009545	2907		901 Rochow, Michelle Merrill	265	8/15/2008	99		99	AA	33634
240	2009545	2907		901 Rochow, Michelle Merrill	280	10/15/2008	16.5		16.5	AA	38808
240	2009545	2907		901 Rochow, Michelle Merrill	280	10/15/2008	132		132	AA	38808
240	2009545	2907		901 Rochow, Michelle Merrill	280	10/15/2008	49.3		49.3	AA	38808
240	2009545	2907		901 Rochow, Michelle Merrill	288	10/31/2008	88		88	AA	38785
240	2009545	2907		901 Rochow, Michelle Merrill	288	10/31/2008	231		231	AA	38785
240	2009545	2907		901 Rochow, Michelle Merrill	294	11/15/2008	99		99	AA	41419
240	2009545	2907		901 Rochow, Michelle Merrill	294	11/15/2008	214.5		214.5	AA	41419
240	2009545	2907		901 Rochow, Michelle Merrill	294	11/15/2008	231		231	AA	41419
240	2009545	2907		901 Rochow, Michelle Merrill	294	11/15/2008	60		60	AA	41419
240	2009545	2907		901 Rochow, Michelle Merrill	294	11/15/2008					



3001118

JH ✓

LAW OFFICES  
**ROSE, SUNDBSTROM & BENTLEY, LLP**

KW ✓

P.O. BOX 1587  
TALLAHASSEE, FLORIDA 32302-1567

F.E.I.# 59-2783636

(850) 877-8555

PLEASE REFER TO INVOICE NUMBER  
WHEN REMITTING

Batch 25031

UTILITIES, INC  
ATTN: JOHN STOVER  
2335 SANDERS RD  
NORTHBROOK, IL 60062

182

Doc 59240

APRIL 14, 2008  
INVOICE # 37503  
FILE # 30057-00158  
PAGE 1

MATTER: UTILITIES, INC OF EAGLE RIDGE/  
2008 RATE CASE

3/12/08	DRAFT TEST YEAR LETTER PURSUANT TO RULE 25-30.430, FLORIDA ADMINISTRATIVE CODE; REVIEW PREVIOUS RATE FILINGS FOR TEST YEAR LETTER; REVIEW 2008 RATE CASE PLAN FOR PROPOSED TEST YEAR AND PROJECTED FILING DATE FOR MFRS; DRAFT LETTER TO CLIENT REGARDING UPGRADES SINCE LAST RATE PROCEEDING AND PLANNED PRO FORMA ADDITIONS.	.50
3/17/08	REVIEW CORRESPONDENCE FROM CLIENT REGARDING REPAIRS AND MAINTENANCE SINCE LAST RATE CASE AND PRO FORMA ITEMS TO BE INCLUDED IN MFRS; REVIEW AND REVISE TEST YEAR LETTER TO INCORPORATE NEW INFORMATION.	.40

TOTAL HOURS .90 → CM

PROFESSIONAL FEES \$ 247.50

TOTAL COSTS ADVANCED \$ .00

TOTAL STATEMENT \$ 247.50

2009545.2906,00901



300118

JHV

LAW OFFICES  
**ROSE, SUNDSTROM & BENTLEY, LLP**

P.O. BOX 1567  
TALLAHASSEE, FLORIDA 32302-1567

F.E.I.# 59-2783536

(850) 877-6555

PLEASE REFER TO INVOICE NUMBER  
WHEN REMITTING

Batch 26489

UTILITIES, INC  
ATTN: JOHN STOVER  
2335 SANDERS RD  
NORTHBROOK, IL 60062

MAY 12, 2008  
INVOICE # 37590  
FILE # 30057-00158  
PAGE 1

Doc 64898

MATTER: UTILITIES, INC OF EAGLE RIDGE/  
2008 RATE CASE

4/24/08 REVIEW AND REVISE TEST YEAR LETTER TO REFLECT .30  
UPDATED DUE DATE FOR MFRS; CONFERENCE WITH MARTY  
FRIEDMAN REGARDING LIST OF UPGRADES AND PRO-FORMA  
ITEMS.

4/30/08 REVIEW RECENT LETTERS FROM THE PSC TO AQUA .20  
UTILITIES REJECTING AQUA'S TEST YEAR LETTERS FOR  
FAILURE TO SPECIFICALLY LIST PRO FORMA  
ADJUSTMENTS; DRAFT CORRESPONDENCE TO CLIENT  
REGARDING THE COMMISSION'S REJECTION OF AQUA  
UTILITIES' TEST YEAR LETTER AND POSSIBLE REVISION  
OF THE COMMISSION'S POLICY REGARDING SPECIFICITY  
IN LISTING PRO FORMA ADJUSTMENTS IN TEST YEAR  
LETTERS.

TOTAL HOURS .50 - CM

PROFESSIONAL FEES \$ 137.50

TELECOPIER 10.00

PHOTOCOPIES 5.00

TOTAL COSTS ADVANCED \$ 15.00

TOTAL STATEMENT \$ 152.50

OK  
2009545.2906.0090

300118

JH ✓  
KW -

LAW OFFICES  
**ROSE, SUNDBSTROM & BENTLEY, LLP**

P.O. BOX 1567  
TALLAHASSEE, FLORIDA 32302-1567

F.E.I.# 59-2783536

(850) 877-6555

PLEASE REFER TO INVOICE NUMBER  
WHEN REMITTING

UTILITIES, INC  
ATTN: JOHN STOVER  
2335 SANDERS RD  
NORTHBROOK, IL 60062

Batch 30668

JUNE 11, 2008  
INVOICE # 378350c  
FILE # 30057-00158  
PAGE 1

79484

2009505.2906.00901

MATTER: UTILITIES, INC OF EAGLE RIDGE/  
2008 RATE CASE

5/05/08	REVIEW CORRESPONDENCE FROM PATRICK FLYNN AND KIRSTEN WEEKS REGARDING THE PSC'S REQUEST FOR A REVISED TEST YEAR LETTER; TELEPHONE CONFERENCE WITH PSC STAFF REGARDING REQUIREMENTS FOR PRO FORMA SCHEDULE; DRAFT CORRESPONDENCE TO CLIENT REGARDING SAME.	.50 - CM
5/07/08	REVIEW LETTER FROM STAFF REJECTING TEST YEAR LETTER FOR LACK OF A SCHEDULE OF ESTIMATED PRO FORMA ADJUSTMENTS; DRAFT CORRESPONDENCE TO CLIENT REGARDING STAFF'S LETTER AND COMPLIANCE WITH SAME.	.20 - CM
5/22/08	TELEPHONE CONFERENCE WITH CLIENT AND CONSULTANTS REGARDING THE RESPONSE TO STAFF'S REQUEST FOR ESTIMATED PRO FORMA ADJUSTMENT SCHEDULE TO SUPPLEMENT TEST YEAR LETTER.	.20 - MF
5/28/08	DRAFT RESPONSE TO PSC LETTER REQUESTING ESTIMATE OF PRO-FORMA ADJUSTMENTS AND LETTER TO MR. HOY REGARDING SAME; REVIEW COMMENTS AND REVISE	.40 - CM
5/28/08	REVIEW PROPOSED RESPONSE TO STAFF'S REQUEST FOR PRO FORMA ESTIMATE; REVIEW CORRESPONDENCE FROM CLIENT COMMENTING UPON PROPOSED RESPONSE; LEGAL RESEARCH THE LEGISLATIVE HISTORY AND CASES INTERPRETING RULE 25-30.430; REVISE PROPOSED RESPONSE TO STAFF'S REQUEST FOR PRO FORMA ESTIMATE.	.30 - CM
5/29/08	REVIEW CORRESPONDENCE REGARDING RESPONSE TO STAFF'S REQUEST FOR ESTIMATED PRO FORMA ADDITIONS; CONFERENCE WITH MARTY FRIEDMAN REGARDING RECONCILING THE ORIGINAL TEST YEAR LETTER CLAIMS TO THE ESTIMATES CONTAINED IN OUR RESPONSE TO STAFF'S REQUEST IF NO PLANT PRO FORMAS ARE CLAIMED.	.20 - MF
5/30/08	REVIEW TEST YEAR LETTER FOR STATEMENT OF PLANT	.50 - CM

MF - .4 hrs x 290 = 116.00  
 CM - 8.9 hrs x 275 = 522.50  
 \$638.50

LAW OFFICES  
**ROSE, SUNDSTROM & BENTLEY, LLP**

P.O. BOX 1567  
TALLAHASSEE, FLORIDA 32302-1567

F.E.I.# 59-2783536

(850) 877-8555

PLEASE REFER TO INVOICE NUMBER  
WHEN REMITTING

UTILITIES, INC

Invoice #: 37835

PAGE 2

AND O&M PRO FORMA ITEMS; REVIEW CORRESPONDENCE FROM KIRSTEN WEEKS REGARDING ESTIMATED O&M PRO FORMA ADJUSTMENTS; REVIEW CORRESPONDENCE FROM PATRICK FLYNN REGARDING PLANT PRO FORMA ADJUSTMENTS; REVIEW AND REVISE SCHEDULE OF ESTIMATED PRO FORMA ADJUSTMENTS TO REFLECT ALL ESTIMATED ADJUSTMENTS (PLANT AND O&M); REVIEW AND REVISE LETTER TO TIM DEVLIN AT PSC STAFF REGARDING ESTIMATED PRO FORMA ADJUSTMENT SCHEDULES; DRAFT CORRESPONDENCE TO CLIENT REGARDING SAME.

TOTAL HOURS 2.30

PROFESSIONAL FEES \$ 638.50

FEDERAL EXPRESS 7.36

TOTAL COSTS ADVANCED \$ 7.36

TOTAL STATEMENT

\$ 645.86

OK  
FW

2009545.2906.00901

3001118

JH ✓

KW —

LAW OFFICES  
ROSE, SUNDBSTROM & BENTLEY, LLP

P.O. BOX 1567  
TALLAHASSEE, FLORIDA 32302-1567

(850) 877-6555

PLEASE REFER TO INVOICE NUMBER  
WHEN REMITTING

F.E.I.# 59-2783536

Batch 30668

UTILITIES, INC  
ATTN: JOHN STOVER  
2335 SANDERS RD  
NORTHBROOK, IL 60062

JUL 18 2008

JULY 11, 2008 Doc 79523  
INVOICE # 38191  
FILE # 30057-00158  
PAGE 1

MATTER: UTILITIES, INC OF EAGLE RIDGE/  
2008 RATE CASE

6/13/08 TELEPHONE CONFERENCE WITH BART FLETCHER REGARDING .30  
THE STATUS OF THE TEST YEAR LETTER AND PRO FORMA  
SCHEDULE SUBMITTED ON MAY 30, 2008.

TOTAL HOURS .30 → CM

PROFESSIONAL FEES \$ 82.50

PHOTOCOPIES .75

TOTAL COSTS ADVANCED \$ .75

TOTAL STATEMENT -----  
\$ 83.25 =====

OK KW

2009545.2906.00901

300 11/8

JH ✓  
KW ✓

LAW OFFICES  
**ROSE, SUNDBSTROM & BENTLEY, LLP**

P.O. BOX 1567  
TALLAHASSEE, FLORIDA 32302-1567

(850) 877-6555

F.E.I.# 59-2783636

PLEASE REFER TO INVOICE NUMBER  
WHEN REMITTING

UTILITIES, INC  
ATTN: JOHN STOVER  
2335 SANDERS RD  
NORTHBROOK, IL 60062

2009515.2906,00001

Batch 34460  
93480

AUGUST 12, 2008  
INVOICE # 38334 Doc  
FILE # 30057-00158  
PAGE 1

MATTER: UTILITIES, INC OF EAGLE RIDGE/  
2008 RATE CASE

7/02/08	TELEPHONE CONFERENCE WITH BART FLETCHER REGARDING STATUS OF TEST YEAR LETTER APPROVAL; REVIEW REVISED CASR INDICATING DEADLINE FOR FILING OF MFRS; DRAFT CORRESPONDENCE TO CLIENT REGARDING APPROVAL OF TEST YEAR LETTER AND ESTABLISHMENT OF DUE DATE FOR MFRS.	.40
7/02/08	TELEPHONE CONFERENCE WITH BART FLETCHER OF THE PSC STAFF REGARDING APPROVAL OF TEST YEAR LETTER, ESTABLISHMENT OF DEADLINE FOR FILING OF MFRS AND REASONS FOR DELAY IN ISSUING LETTERS; DRAFT CORRESPONDENCE TO CLIENT AND CONSULTANTS REGARDING SAME.	.20
7/15/08	REVIEW LETTER FROM PSC CHAIRMAN APPROVING TEST YEAR REQUEST; DRAFT CORRESPONDENCE TO CLIENT AND CONSULTANTS ADVISING OF TEST YEAR APPROVAL AND DEADLINE FOR FILING OF MFRS.	.20
7/24/08	DRAFT APPLICATION FOR INCREASE IN WASTEWATER RATES IN LEE COUNTY; RESEARCH AUTHORITY FOR CURRENT RATES AND TARIFFS; RESEARCH DATE OF UTILITY ORGANIZATION; DRAFT AFFIDAVIT OF UTILITY PRESIDENT; RESEARCH INFORMATION REQUIRED BY RULE 25-30.436, FLORIDA ADMINISTRATIVE CODE; RESEARCH SIZE AND FILING FEE APPLICABLE TO UTILITY.	1.30

TOTAL HOURS 2.10 → CM

PROFESSIONAL FEES \$ 577.50

LAW OFFICES  
**ROSE, SUNDBROM & BENTLEY, LLP**  
P.O. BOX 1567  
TALLAHASSEE, FLORIDA 32302-1567

F.E.I.# 59-2783536

(850) 877-6555

PLEASE REFER TO INVOICE NUMBER  
WHEN REMITTING

UTILITIES, INC

Invoice #: 38334

PAGE 2

---

TOTAL COSTS ADVANCED \$ .00

TOTAL STATEMENT

-----  
\$ 577.50  
=====

*OK*

2001118

JH ✓

LAW OFFICES  
**ROSE, SUNDBSTROM & BENTLEY, LLP**

P.O. BOX 1567  
TALLAHASSEE, FLORIDA 32302-1567

F.E.I.# 59-2783536

(850) 877-6555

PLEASE REFER TO INVOICE NUMBER  
WHEN REMITTING

Batch 40028

UTILITIES, INC  
ATTN: JOHN STOVER  
2335 SANDERS RD  
NORTHBROOK, IL 60062

SEPTEMBER 10, 2008 <sup>Doc</sup>  
INVOICE # 38408  
FILE # 30057-00158  
PAGE 1

110573

SEP 16 2008

MATTER: UTILITIES, INC OF EAGLE RIDGE/  
2008 RATE CASE

8/04/08	TELEPHONE CONFERENCE WITH CLIENT AND CONSULTANTS REGARDING SCHEDULING, PREPARATION OF MFRS AND RESPONSIBILITIES FOR FILING OF RATE CASE PRIOR TO PSC DEADLINE.	.30 - CM
8/04/08	REVIEW AND REVISE AFFIDAVIT OF LAWRENCE N. SCHUMACHER REGARDING COMPLIANCE WITH NOTICING PROVISIONS OF 25-22.0407; DRAFT CORRESPONDENCE TO CLIENT REGARDING INSTRUCTIONS FOR AFFIDAVITS.	.20 - CM
8/13/08	REVIEW RATE SHEETS AND DRAFT PROPOSED INTERIM AND FINAL RATE TARIFF SHEETS.	.50 - CM
8/15/08	REVIEW CORRESPONDENCE FROM FRANK SEIDMAN REGARDING REVISIONS TO RATE SHEETS; REVIEW REVISED RATE SHEETS; DRAFT NEW PROPOSED INTERIM AND FINAL RATE TARIFFS FOR USE IN APPLICATION.	.50 - CM
8/18/08	REVIEW CORRESPONDENCE FROM FRANK SEIDMAN REGARDING REVISIONS TO RATE SHEETS RESULTING FROM A CHANGE IN ALLOCATION.	.20 - CM
8/19/08	REVIEW AND FINALIZE APPLICATION	.30 - MF
8/19/08	REVIEW CORRESPONDENCE FROM FRANK SEIDMAN REGARDING REVISED RATE SHEETS; REVISE WASTEWATER INTERIM AND FINAL RATE TARIFF SHEETS IN ACCORDANCE WITH REVISIONS TO MFRS; REVIEW CORRESPONDENCE FROM FRANK SEIDMAN REGARDING SCHEDULE OF CHEMICALS USED AND ALL CHEMICAL INVOICES; REVIEW CHEMICAL INVOICES TO DETERMINE WHETHER THEY SHOULD BE FILED WITH APPLICATION'S ADDITIONAL ENGINEERING INFORMATION; DRAFT CORRESPONDENCE TO KIRSTEN WEEKS AND ERIN POVICH REGARDING ADDITIONAL ENGINEERING INFORMATION AND ALLOCATIONS MANUALS; TELEPHONE CONFERENCE WITH KIRSTEN WEEKS AND ERIN POVICH REGARDING LISTS OF CHEMICALS, CHEMICAL ANALYSES AND LIST OF VEHICLES.	1.80 - CM

2009545.2906.00901

LAW OFFICES  
**ROSE, SUNDBSTROM & BENTLEY, LLP**

P.O. BOX 1567  
TALLAHASSEE, FLORIDA 32302-1567

F.E.I.# 59-2783536

(850) 877-6555

PLEASE REFER TO INVOICE NUMBER  
WHEN REMITTING

UTILITIES, INC

Invoice #: 38408

PAGE 2

8/20/08	TELEPHONE CONFERENCE WITH PATRICK FLYNN REGARDING OUTSTANDING ADDITIONAL ENGINEERING INFORMATION (COPY OF OPERATOR'S LICENSE); DRAFT CORRESPONDENCE TO PATRICK FLYNN REGARDING SAME; REVIEW CORRESPONDENCE FROM PEGGY HANKS REGARDING MISSING OPERATOR'S LICENSE COPY; DRAFT CORRESPONDENCE TO ERIN POVICH AND KIRSTEN WEEKS REGARDING FORMAT OF VEHICLE LIST AND ADDITIONAL ENGINEERING INFORMATION; TELEPHONE CONFERENCE AND CORRESPONDENCE WITH ERIN POVICH AND KIRSTEN WEEKS REGARDING FORMATTING AND SENDING OF ALLOCATIONS MANUAL FOR THE THIRD AND FOURTH QUARTER 2007.	1.80 - CM
8/20/08	DRAFT CORRESPONDENCE TO CLIENT REGARDING COPIES OF MAPS INCLUDED WITH APPLICATION; REVIEW CORRESPONDENCE FROM CLIENT REGARDING SAME; DRAFT LETTER TO LEE COUNTY MANAGER FORWARDING APPLICATION AS REQUIRED BY FLORIDA RULES.	.40 - CM
8/21/08	REVIEW AND REVISE RATE APPLICATION IN ACCORDANCE WITH REVISED RATES; PREPARE AFFIDAVITS AND ATTACHMENTS TO APPLICATION; REVIEW AND FINALIZE ADDITIONAL ENGINEERING INFORMATION; REVIEW TRIAL BALANCE RECONCILIATION, VEHICLE LIST AND CHEMICAL LIST FROM NORTHBROOK OFFICE; REVIEW MFRS AND BILLING ANALYSIS; PREPARE DOCUMENTS FOR FILING; TELEPHONE CONFERENCE WITH ERIN POVICH REGARDING ALLOCATIONS MANUALS, CHEMICAL LIST AND VEHICLE LIST, TELEPHONE CONFERENCE WITH PATRICK FLYNN REGARDING ADDITIONAL ENGINEERING INFORMATION.	3.00 - CM
8/22/08	CONFIRM FILING OF RATE APPLICATION AND RELATED DOCUMENTS; DRAFT CORRESPONDENCE TO CLIENT AND CONSULTANTS REGARDING FILING OF APPLICATION.	.20 - CM

TOTAL HOURS

9.20

PROFESSIONAL FEES

\$ 2,534.50

CM = Christian Marcelli = 8.9 hrs x 275 = 2447.50  
MF = Marvian Friedman = 0.3 hrs x 290 = 87.00  
\$ 2534.50



LAW OFFICES  
**ROSE, SUNDBROM & BENTLEY, LLP**

P.O. BOX 1567  
TALLAHASSEE, FLORIDA 32302-1567

F.E.I.# 59-2783536

(850) 877-6555

PLEASE REFER TO INVOICE NUMBER  
WHEN REMITTING

UTILITIES, INC

Invoice #: 38408

PAGE 3

---

FILING FEE	3,500.00
PHOTOCOPIES	746.25
TOTAL COSTS ADVANCED	\$ 4,246.25

TOTAL STATEMENT

\$ 6,780.75

*W*  
*OK*

3001118

JH

LAW OFFICES  
**ROSE, SUNDSTROM & BENTLEY, LLP**

P.O. BOX 1567  
TALLAHASSEE, FLORIDA 32302-1567

F.E.I.# 59-2783536

(850) 877-8555

PLEASE REFER TO INVOICE NUMBER  
WHEN REMITTING

UTILITIES, INC  
ATTN: JOHN STOVER  
2335 SANDERS RD  
NORTHBROOK, IL 60062

Batch 41967

OCTOBER 10, 2008  
INVOICE # 38593 Doc 116957  
FILE # 30057-00158  
PAGE 1

MATTER: UTILITIES, INC OF EAGLE RIDGE/  
2008 RATE CASE

9/08/08 MSF	TELEPHONE CONFERENCE WITH MR. FLETCHER OF PSC WHO TELEPHONED REGARDING INTERIM RATES; TELEPHONE CONFERENCE WITH MR. HOY REGARDING SAME; DRAFT LETTER TO PSC CLERK	.20	58.00
9/11/08 CWM	DRAFT CORRESPONDENCE TO RICHARD REDEMANN OF PSC STAFF REGARDING CAPACITY ANALYSIS REPORTS; REVIEW CAPACITY ANALYSIS REPORTS FROM THE CROSS CREEK AND EAGLE RIDGE TREATMENT PLANTS.	.50	137.50

TOTAL HOURS .70

PROFESSIONAL FEES \$ 195.50

MARTIN S FRIEDMAN	.20	58.00 MF
CHRISTIAN W MARCELLI	.50	137.50 CM

LONG DISTANCE CALLS	.50
OUTSIDE PHOTOCOPIES	1,479.74
FEDERAL EXPRESS	124.58
PHOTOCOPIES	99.50

TOTAL COSTS ADVANCED \$ 1,704.32

TOTAL STATEMENT

\$ 1,899.82

OK  
JAW

2009545.2900.00901

OCT 21 2008



<b>Invoice Number</b> 2-898-94300	<b>Invoice Date</b> Sep 03, 2008	<b>Account Number</b> 4072-8604-9
--------------------------------------	-------------------------------------	--------------------------------------

3000067

FedEx Tax ID: 71-0427007

**Billing Address:**  
UTILITIES INC  
ATTN: ACCTS PAYABLE  
2335 SANDERS RD  
NORTHBROOK IL 60062-6108

**Shipping Address:**  
UTILITIES, INC.-REGULATORY  
2335 SANDERS RD  
NORTHBROOK IL 60062-6108

**Invoice Questions?**  
**Contact FedEx Revenue Services**  
Phone: (800) 622-1147 M-Sa 7-6 (CST)  
Fax: (800) 548-3020  
Internet: www.fedex.com

**Invoice Summary Sep 03, 2008**


**FedEx Express Services**

Transportation Charges		408.70
Base Discount		-87.76
Special Handling Charges		110.71
Total Charges	USD	\$431.65
<b>TOTAL THIS INVOICE</b>	<b>USD</b>	<b>\$431.65</b>

Batch 34515  
Doc 93553

You saved \$87.76 in discounts this period!

Other discounts may apply.



SEP 09 2008



To ensure proper credit, please return this portion with your payment to FedEx. Please do not staple or fold. Please make check payable to FedEx.

For change of address, check here and complete form on reverse side.

<b>Invoice Number</b> 2-898-94300	<b>Account Number</b> 4072-8604-9	<b>Amount Due</b> USD \$431.65
--------------------------------------	--------------------------------------	-----------------------------------

**Remittance Advice**

Your payment is due by Sep 18, 2008

407286042898943002900004316508

UTILITIES INC  
ATTN: ACCTS PAYABLE  
2335 SANDERS RD  
NORTHBROOK IL 60062-6108

|||||  
FedEx  
P.O. Box 94515  
PALATINE IL 60094-4515  
|||||



9332146076884



<b>Invoice Number</b> 2-898-94300	<b>Invoice Date</b> Sep 03, 2008	<b>Account Number</b> 4072-8604-9
--------------------------------------	-------------------------------------	--------------------------------------

### FedEx Express Shipment Detail By Payor Type (Original)

Picked up: Aug 26, 2008      Cust. Ref.: 2009542 2968-EPP      Ref.#2:  
 Payor: Third Party      Ref.#3:

- Fuel Surcharge - FedEx has applied a fuel surcharge of 34.50% to this shipment.
- Distance Based Pricing, Zone 5

<b>Automation</b>	INET	<b>Sender</b>	<b>Recipient</b>
<b>Tracking ID</b>	790074293907	Erin Povich	Martin Friedman
<b>Service Type</b>	FedEx Standard Overnight	Utilities, Inc.	Rose, Sundstrom & Bentley
<b>Package Type</b>	FedEx Box	2335 Sanders Rd	2180 W STATE ROAD 434 STE 2118
<b>Zone</b>	05	NORTHBROOK IL 60062 US	LONGWOOD FL 32779 US
<b>Packages</b>	1		
<b>Rated Weight</b>	20.0 lbs, 9.1 kgs		
<b>Delivered</b>	Aug 27, 2008 09:31	<b>Transportation Charge</b>	87.75
<b>Svc Area</b>	A2	<b>Discount</b>	-21.94
<b>Signed by</b>	M.PARKS	<b>Fuel Surcharge</b>	22.70
<b>FedEx Use</b>	00000000/0001349/_	<b>Total Charge</b>	<b>USD \$88.51</b>

Picked up: Aug 26, 2008      Cust. Ref.: 2009544 2908      Ref.#2:  
 Payor: Third Party      Ref.#3:

- Fuel Surcharge - FedEx has applied a fuel surcharge of 34.50% to this shipment.
- Distance Based Pricing, Zone 5

<b>Automation</b>	INET	<b>Sender</b>	<b>Recipient</b>
<b>Tracking ID</b>	792743121893	Erin Povich	Martin Friedman
<b>Service Type</b>	FedEx Standard Overnight	Utilities, Inc.	Rose, Sundstrom & Bentley
<b>Package Type</b>	FedEx Box	2335 Sanders Rd	2180 W STATE ROAD 434 STE 2118
<b>Zone</b>	05	NORTHBROOK IL 60062 US	LONGWOOD FL 32779 US
<b>Packages</b>	1		
<b>Rated Weight</b>	20.0 lbs, 9.1 kgs		
<b>Delivered</b>	Aug 27, 2008 09:31	<b>Transportation Charge</b>	87.75
<b>Svc Area</b>	A2	<b>Fuel Surcharge</b>	22.70
<b>Signed by</b>	M.PARKS	<b>Discount</b>	-21.94
<b>FedEx Use</b>	00000000/0001349/_	<b>Total Charge</b>	<b>USD \$88.51</b>

Picked up: Aug 26, 2008      Cust. Ref.: 2009543 2900-EPP      Ref.#2:  
 Payor: Third Party      Ref.#3:

- Fuel Surcharge - FedEx has applied a fuel surcharge of 34.50% to this shipment.
- Distance Based Pricing, Zone 5
- FedEx has audited this shipment for correct packages, weight, and service. Any changes made are reflected in the invoice amount.

<b>Automation</b>	INET	<b>Sender</b>	<b>Recipient</b>
<b>Tracking ID</b>	798001420052	Erin Povich	Martin Friedman
<b>Service Type</b>	FedEx Standard Overnight	Utilities, Inc.	Rose, Sundstrom & Bentley
<b>Package Type</b>	Customer Packaging	2335 Sanders Rd	2180 W STATE ROAD 434 STE 2118
<b>Zone</b>	05	NORTHBROOK IL 60062 US	LONGWOOD FL 32779 US
<b>Packages</b>	1		
<b>Rated Weight</b>	20.0 lbs, 9.1 kgs		
<b>Delivered</b>	Aug 27, 2008 09:31	<b>Transportation Charge</b>	87.75
<b>Svc Area</b>	A2	<b>Discount</b>	-21.94
<b>Signed by</b>	M.PARKS	<b>Fuel Surcharge</b>	22.70
<b>FedEx Use</b>	00000000/0001349/_	<b>Total Charge</b>	<b>USD \$88.51</b>

Picked up: Aug 26, 2008      Cust. Ref.: 2009545 2908-EPP      Ref.#2:  
 Payor: Third Party      Ref.#3:

- Fuel Surcharge - FedEx has applied a fuel surcharge of 34.50% to this shipment.
- Distance Based Pricing, Zone 5
- FedEx has audited this shipment for correct packages, weight, and service. Any changes made are reflected in the invoice amount.

<b>Automation</b>	INET	<b>Sender</b>	<b>Recipient</b>
<b>Tracking ID</b>	798001423132	Erin Povich	Martin Friedman
<b>Service Type</b>	FedEx Standard Overnight	Utilities, Inc.	Rose, Sundstrom & Bentley
<b>Package Type</b>	Customer Packaging	2335 Sanders Rd	2180 W STATE ROAD 434 STE 2118
<b>Zone</b>	05	NORTHBROOK IL 60062 US	LONGWOOD FL 32779 US
<b>Packages</b>	1		
<b>Rated Weight</b>	20.0 lbs, 9.1 kgs		

Continued on next page





<b>Invoice Number</b> 2-898-94300	<b>Invoice Date</b> Sep 03, 2008	<b>Account Number</b> 4072-8604-9
--------------------------------------	-------------------------------------	--------------------------------------

Tracking ID: 798001423132 continued

Delivered	Aug 27, 2008 09:31	Transportation Charge	87.75
Svc Area	A2	Discount	-21.94
Signed by	M.PARKS	Fuel Surcharge	22.70
FedEx Use	000000000/0001349/	<b>Total Charge</b>	<b>USD 88.51</b>

Picked up: Aug 27, 2008  
 Payer: Third Party  
 Cust. Ref: 2009507-2008-EPP  
 Ref ID:

- Fuel Surcharge - FedEx has applied a fuel surcharge of 34.50% to this shipment.
- Distance Based Pricing, Zone 5
- 1st attempt Aug 28, 2008 at 08:14 AM.
- Package Delivered to Recipient Address - Release Authorized

<b>Automation</b>	INET	<b>Sender</b>	<b>Recipient</b>
Tracking ID	799367497599	Erin Povich	Martin Friedman
Service Type	FedEx First Overnight	Utilities, Inc.	Rosa, Sundstrom & Bentley
Package Type	FedEx Box	2335 Sanders Rd	2100 W STATE ROAD 434 STE 2118
Zone	05	NORTHBROOK IL 60062 US	LONGWOOD FL 32779 US
Packages	1		
Rated Weight	1.0 lbs, 0.5 kgs		
Delivered	Aug 28, 2008 08:17		
Svc Area	A2	Transportation Charge	57.70
Signed by	10954344	Fuel Surcharge	19.91
FedEx Use	000000000/000001202	<b>Total Charge</b>	<b>USD 77.61</b>

<b>Third Party Subtotal</b>	<b>USD</b>	<b>\$431.65</b>
<b>Total FedEx Express</b>	<b>USD</b>	<b>\$431.65</b>





<b>Invoice Number</b> 2-929-64790	<b>Invoice Date</b> Sep 24, 2008	<b>Account Number</b> 4072-8604-9	<b>Page</b> 3 of 4
--------------------------------------	-------------------------------------	--------------------------------------	-----------------------

### FedEx Express Shipment Detail By Payor Type (Original)

**Dropped off: Sep 19, 2008**      **Cust. Ref.: NO REFERENCE INFORMATION**      **Ref.#2:**  
**Payor: Shipper**      **Ref.#3:**

- Fuel Surcharge - FedEx has applied a fuel surcharge of 34.50% to this shipment.
- Distance Based Pricing, Zone 5
- Package sent from: 32303 zip code

<b>Automation</b>	USAB	<b>Sender</b>	<b>Recipient</b>	
<b>Tracking ID</b>	864507368911	JOHN WILLIAMS	KIRSTEN WEEKS	
<b>Service Type</b>	FedEx Standard Overnight	UTILITIES, INC.-REGULATORY	UTILITIES INC	
<b>Package Type</b>	Customer Packaging	2335 SANDERS RD	2335 SANDERS RD	
<b>Zone</b>	05	NORTHBROOK IL 60062-6108 US	NORTHBROOK IL 60062 US	
<b>Packages</b>	1			
<b>Rated Weight</b>	12.0 lbs, 5.4 kgs			
<b>Delivered</b>	Sep 22, 2008 08:40	<b>Transportation Charge</b>		64.45
<b>Svc Area</b>	A1	<b>Discount</b>		-16.11
<b>Signed by</b>	N.PAULE	<b>Fuel Surcharge</b>		16.68
<b>FedEx Use</b>	026310897/0001349/_	<b>Total Charge</b>	<b>USD</b>	<b>\$65.02</b>
<b>Shipper Subtotal</b>			<b>USD</b>	<b>\$65.02</b>

**Picked up: Sep 17, 2008**      **Cust. Ref.: 20085442900-EPP**      **Ref.#2:**  
**Payor: Third Party**      **Ref.#3:**

- Fuel Surcharge - FedEx has applied a fuel surcharge of 34.50% to this shipment.
- Distance Based Pricing, Zone 5

<b>Automation</b>	USAB	<b>Sender</b>	<b>Recipient</b>	
<b>Tracking ID</b>	866345159210	ERIN BOVICH	LYNN DEAMER	
<b>Service Type</b>	FedEx 2Day	UTILITIES INC	FL PSC	
<b>Package Type</b>	FedEx Box	2335 SANDERS RD	2540 SHUMARD OAK BLVD	
<b>Zone</b>	05	NORTHBROOK IL 60062-6108 US	TALLAHASSEE FL 32399 US	
<b>Packages</b>	1			
<b>Rated Weight</b>	4.0 lbs, 1.8 kgs			
<b>Delivered</b>	Sep 19, 2008 09:53	<b>Transportation Charge</b>		15.55
<b>Svc Area</b>	A2	<b>Discount</b>		-3.89
<b>Signed by</b>	G.MOON	<b>Fuel Surcharge</b>		4.02
<b>FedEx Use</b>	026114990/0006046/_	<b>Total Charge</b>	<b>USD</b>	<b>\$15.68</b>

**Picked up: Sep 17, 2008**      **Cust. Ref.: 20085422500-EPP**      **Ref.#2:**  
**Payor: Third Party**      **Ref.#3:**

- Fuel Surcharge - FedEx has applied a fuel surcharge of 34.50% to this shipment.
- Distance Based Pricing, Zone 5

<b>Automation</b>	USAB	<b>Sender</b>	<b>Recipient</b>	
<b>Tracking ID</b>	866345159221	ERIN BOVICH	LYNN DEAMER	
<b>Service Type</b>	FedEx 2Day	UTILITIES INC	FL PSC	
<b>Package Type</b>	FedEx Box	2335 SANDERS RD	2540 SHUMARD OAK BLVD	
<b>Zone</b>	05	NORTHBROOK IL 60062-6108 US	TALLAHASSEE FL 32399 US	
<b>Packages</b>	1			
<b>Rated Weight</b>	3.0 lbs, 1.4 kgs			
<b>Delivered</b>	Sep 19, 2008 09:53	<b>Transportation Charge</b>		13.35
<b>Svc Area</b>	A2	<b>Discount</b>		-3.34
<b>Signed by</b>	G.MOON	<b>Fuel Surcharge</b>		3.45
<b>FedEx Use</b>	026114990/0006046/_	<b>Total Charge</b>	<b>USD</b>	<b>\$13.46</b>





<b>Invoice Number</b> 2-929-64790	<b>Invoice Date</b> Sep 24, 2008	<b>Account Number</b> 4072-8604-9	<b>Page</b> 4 of 4
--------------------------------------	-------------------------------------	--------------------------------------	-----------------------

Picked up: Sep 17, 2008      Cust. Ref.: 2009545 2908 EPP      Ref.#:  
 Payer: Third Party      Ref.#:

- Fuel Surcharge - FedEx has applied a fuel surcharge of 34.50% to this shipment.
- Distance Based Pricing, Zone 5
- FedEx has audited this shipment for correct packages, weight, and service. Any changes made are reflected in the invoice amount.
- The package weight exceeds the maximum for the packaging type, therefore, FedEx Pak was rated as Customer Packaging.

<b>Automation</b>	USAB	<b>Sender</b>	<b>Recipient</b>
Tracking ID	866345159232	ERIN POVICH	LYNN DEAMER
Service Type	FedEx 2Day	UTILITIES INC	FL PSC
Package Type	Customer Packaging	2335 SANDERS RD	2540 SHUMARD OAK BLVD
Zone	05	NORTHBROOK IL 60062-6108 US	TALLAHASSEE FL 32399 US
Packages	1		
Rated Weight	5.0 lbs, 2.3 kgs		
Delivered	Sep 19, 2008 09:53	Transportation Charge	17.25
Svc Area	A2	Fuel Surcharge	4.46
Signed by	G.MOON	Discount	-4.31
FedEx Use	026114990/0006046/	<b>Total Charge</b>	<b>USD \$17.40</b>

Picked up: Sep 17, 2008      Cust. Ref.: 2009543 2908 EPP      Ref.#:  
 Payer: Third Party      Ref.#:

- Fuel Surcharge - FedEx has applied a fuel surcharge of 34.50% to this shipment.
- Distance Based Pricing, Zone 5
- FedEx has audited this shipment for correct packages, weight, and service. Any changes made are reflected in the invoice amount.
- The package weight exceeds the maximum for the packaging type, therefore, FedEx Pak was rated as Customer Packaging.

<b>Automation</b>	USAB	<b>Sender</b>	<b>Recipient</b>
Tracking ID	866345159243	ERIN PORICH	LYNN DEAMER
Service Type	FedEx 2Day	UTILITIES INC	FL PSC
Package Type	Customer Packaging	2335 SANDERS RD	2540 SHUMARD OAK BLVD
Zone	05	NORTHBROOK IL 60062-6108 US	TALLAHASSEE FL 32399 US
Packages	1		
Rated Weight	4.0 lbs, 1.8 kgs		
Delivered	Sep 19, 2008 09:53	Transportation Charge	15.55
Svc Area	A2	Fuel Surcharge	4.02
Signed by	G.MOON	Discount	-3.89
FedEx Use	026114990/0006046/	<b>Total Charge</b>	<b>USD \$15.68</b>

<b>Third Party Subtotal</b>	<b>USD</b>	<b>\$62.22</b>
<b>Total FedEx Express</b>	<b>USD</b>	<b>\$127.24</b>





3000067

RECEIVED  
SEP 22 2008

<b>Invoice Number</b> 2-920-91961	<b>Invoice Date</b> Sep 17, 2008	<b>Account Number</b> 4072-8604-9	<b>Page</b> 1 of 5
--------------------------------------	-------------------------------------	--------------------------------------	-----------------------

FedEx Tax ID: 71-0427007

Batch 36991

**Billing Address:** BY: \_\_\_\_\_  
 UTILITIES INC  
 ATTN: ACCTS PAYABLE  
 2335 SANDERS RD  
 NORTHBROOK IL 60062-6108

**Shipping Address:**  
 UTILITIES, INC.-REGULATORY  
 2335 SANDERS RD  
 NORTHBROOK IL 60062-6108

99974  
**Invoice Questions?**  
**Contact FedEx Revenue Services**  
 Phone: (800) 622-1147 M-Sa 7-6 (CST)  
 Fax: (800) 548-3020  
 Internet: www.fedex.com

**Invoice Summary Sep 17, 2008**

**FedEx Express Services**

Transportation Charges		183.90
Base Discount		-34.36
Special Handling Charges		63.98
Total Charges	USD	\$213.52
<b>TOTAL THIS INVOICE</b>	<b>USD</b>	<b>\$213.52</b>

You saved \$34.36 in discounts this period!

Other discounts may apply.

OCT 01 2008

OCT 01 2008

5895

To ensure proper credit, please return this portion with your payment to FedEx. Please do not staple or fold. Please make check payable to FedEx.

For change of address, check here and complete form on reverse side.

<b>Invoice Number</b> 2-920-91961	<b>Account Number</b> 4072-8604-9	<b>Amount Due</b> USD \$213.52
--------------------------------------	--------------------------------------	-----------------------------------

**Remittance Advice**

Your payment is due by Oct 02, 2008

407286042920919616300002135203

UTILITIES INC  
 ATTN: ACCTS PAYABLE  
 2335 SANDERS RD  
 NORTHBROOK IL 60062-6108

|||||  
 FedEx  
 P.O. Box 94515  
 PALATINE IL 60094-4515  
 |||||



89331610078060

72356 8/13





<b>Invoice Number</b> 2-920-91961	<b>Invoice Date</b> Sep 17, 2008	<b>Account Number</b> 4072-8604-9
--------------------------------------	-------------------------------------	--------------------------------------

**FedEx Express Shipment Detail By Payor Type (Original)**

Picked up: Sep 09, 2008      Cust. Ref.: 2009542 2908 EPP      Ref.#2  
 Payer: Third Party      Ref.#3

- Fuel Surcharge - FedEx has applied a fuel surcharge of 34.50% to this shipment.
- The delivery commitment for FedEx 2Day to residences (including home offices) is 7 P.M. the second business day for A1, A2, AA, A3, A4, A5, A6, AM, PM, and RM service areas.
- Distance Based Pricing, Zone 5
- Package Delivered to Recipient Address - Release Authorized

<b>Automation</b>	USAB	<b>Sender</b>	<b>Recipient</b>
<b>Tracking ID</b>	866345160144	ERIN POVICH	INTESAR TER KAWI
<b>Service Type</b>	FedEx 2Day	UTILITIES INC	FL PSC
<b>Package Type</b>	FedEx Box	2335 SANDERS RD	679 BLEHEIM LOOP
<b>Zone</b>	05	NORTHBROOK IL 60062-6108 US	WINTER SPRINGS FL 32708 US
<b>Packages</b>	1		
<b>Rated Weight</b>	8.0 lbs, 3.6 kgs	<b>Transportation Charge</b>	22.35
<b>Delivered</b>	Sep 11, 2008 14:15	<b>Discount</b>	-5.59
<b>Svc Area</b>	A2	<b>Residential Delivery</b>	2.30
<b>Signed by</b>	999999999999	<b>Fuel Surcharge</b>	6.58
<b>FedEx Use</b>	025314074/0006046/02	<b>Total Charge</b>	<b>USD 25.64</b>

Picked up: Sep 09, 2008      Cust. Ref.: 2009542 2908 EPP      Ref.#2  
 Payer: Third Party      Ref.#3

- Fuel Surcharge - FedEx has applied a fuel surcharge of 34.50% to this shipment.
- The delivery commitment for FedEx 2Day to residences (including home offices) is 7 P.M. the second business day for A1, A2, AA, A3, A4, A5, A6, AM, PM, and RM service areas.
- Distance Based Pricing, Zone 5
- Package Delivered to Recipient Address - Release Authorized

<b>Automation</b>	USAB	<b>Sender</b>	<b>Recipient</b>
<b>Tracking ID</b>	866345160155	ERIN POVICH	INTESAR TERKAWI
<b>Service Type</b>	FedEx 2Day	UTILITIES INC	FL PSC
<b>Package Type</b>	FedEx Box	2335 SANDERS RD	679 BLENHEIM RD
<b>Zone</b>	05	NORTHBROOK IL 60062-6108 US	WINTER SPRINGS FL 32708 US
<b>Packages</b>	1		
<b>Rated Weight</b>	4.0 lbs, 1.8 kgs	<b>Transportation Charge</b>	15.55
<b>Delivered</b>	Sep 11, 2008 14:15	<b>Discount</b>	-3.89
<b>Svc Area</b>	A2	<b>Residential Delivery</b>	2.30
<b>Signed by</b>	999999999999	<b>Fuel Surcharge</b>	4.82
<b>FedEx Use</b>	025314074/0006046/02	<b>Total Charge</b>	<b>USD 18.78</b>

Picked up: Sep 09, 2008      Cust. Ref.: 2009542 2908 EPP      Ref.#2  
 Payer: Third Party      Ref.#3

- Fuel Surcharge - FedEx has applied a fuel surcharge of 34.50% to this shipment.
- The delivery commitment for FedEx 2Day to residences (including home offices) is 7 P.M. the second business day for A1, A2, AA, A3, A4, A5, A6, AM, PM, and RM service areas.
- Distance Based Pricing, Zone 5
- Package Delivered to Recipient Address - Release Authorized

<b>Automation</b>	USAB	<b>Sender</b>	<b>Recipient</b>
<b>Tracking ID</b>	866345160166	ERIN POVICH	INTESAR TERKAWI
<b>Service Type</b>	FedEx 2Day	UTILITIES INC	FL PSC
<b>Package Type</b>	FedEx Box	2335 SANDERS RD	679 BLENHEIM LOOP
<b>Zone</b>	05	NORTHBROOK IL 60062-6108 US	WINTER SPRINGS FL 32708 US
<b>Packages</b>	1		
<b>Rated Weight</b>	5.0 lbs, 2.3 kgs	<b>Transportation Charge</b>	17.25
<b>Delivered</b>	Sep 11, 2008 14:15	<b>Discount</b>	-4.31
<b>Svc Area</b>	A2	<b>Residential Delivery</b>	2.30
<b>Signed by</b>	999999999999	<b>Fuel Surcharge</b>	5.26
<b>FedEx Use</b>	025314074/0006046/02	<b>Total Charge</b>	<b>USD 20.50</b>





<b>Invoice Number</b> 2-920-91961	<b>Invoice Date</b> Sep 17, 2008	<b>Account Number</b> 4072-8604-9	<b>Page</b> 4 of 5
--------------------------------------	-------------------------------------	--------------------------------------	-----------------------

Picked up: Sep 09, 2008      Cust. Ref.: 2009542 2908-EPP      Ref.#2:  
 Payer: Third Party      Ref.#3:

- Fuel Surcharge - FedEx has applied a fuel surcharge of 34.50% to this shipment.
- The delivery commitment for FedEx 2Day to residences (including home offices) is 7 P.M. the second business day for A1, A2, AA, A3, A4, A5, A6, AM, PM, and RM service areas.
- Distance Based Pricing, Zone 5
- Package Delivered to Recipient Address - Release Authorized

<b>Automation</b>	USAB	<b>Sender</b>	<b>Recipient</b>
Tracking ID	866345160177	ERIN POVICH	INTESAR TERKAWI
Service Type	FedEx 2Day	UTILITIES INC	FL PSC
Package Type	FedEx Box	2335 SANDERS RD	679 BLENHEIM LOOP
Zone	05	NORTHBROOK IL 60062-6108 US	WINTER SPRINGS FL 32708 US
Packages	1		
Rated Weight	5.0 lbs, 2.3 kgs	Transportation Charge	17.25
Delivered	Sep 11, 2008 14:15	Fuel Surcharge	5.26
Svc Area	AZ	Residential Delivery	2.30
Signed by	99999999999999	Discount	-4.31
FedEx Use	025314074/0006046/02	<b>Total Charge</b>	<b>USD \$20.50</b>

Picked up: Sep 10, 2008      Cust. Ref.: 2009545 2908-EPP      Ref.#2:  
 Payer: Third Party      Ref.#3:

- Fuel Surcharge - FedEx has applied a fuel surcharge of 34.50% to this shipment.
- Distance Based Pricing, Zone 6

<b>Automation</b>	USAB	<b>Sender</b>	<b>Recipient</b>
Tracking ID	866345160100	ERIN POVICH	KATHY WEICH
Service Type	FedEx 2Day	UTILITIES INC	FL PSC
Package Type	FedEx Box	2335 SANDERS RD	3625 NW 82ND AVE STE 400
Zone	06	NORTHBROOK IL 60062-6108 US	MIAMI FL 33166 US
Packages	1		
Rated Weight	5.0 lbs, 2.3 kgs	Transportation Charge	22.45
Delivered	Sep 12, 2008 11:53	Discount	-5.61
Svc Area	AZ	Fuel Surcharge	5.81
Signed by	.GAUIRIA	<b>Total Charge</b>	<b>USD \$22.65</b>
FedEx Use	025420173/0006068/_		

Picked up: Sep 10, 2008      Cust. Ref.: 2009545 2908-EPP      Ref.#2:  
 Payer: Third Party      Ref.#3:

- Fuel Surcharge - FedEx has applied a fuel surcharge of 34.50% to this shipment.
- Distance Based Pricing, Zone 6
- FedEx has audited this shipment for correct packages, weight, and service. Any changes made are reflected in the invoice amount.
- The package weight exceeds the maximum for the packaging type, therefore, FedEx Pak was rated as Customer Packaging.

<b>Automation</b>	USAB	<b>Sender</b>	<b>Recipient</b>
Tracking ID	866345160111	ERIN PORICH	KATHY WELCH
Service Type	FedEx 2Day	UTILITIES INC	FL PSC
Package Type	Customer Packaging	2335 SANDERS RD	3625 NW 82ND AVE STE 400
Zone	06	NORTHBROOK IL 60062-6108 US	MIAMI FL 33166 US
Packages	1		
Rated Weight	5.0 lbs, 2.3 kgs	Transportation Charge	22.45
Delivered	Sep 12, 2008 11:53	Fuel Surcharge	5.81
Svc Area	AZ	Discount	-5.61
Signed by	.GAUIRIA	<b>Total Charge</b>	<b>USD \$22.65</b>
FedEx Use	025420173/0006068/_		

Picked up: Sep 10, 2008      Cust. Ref.: 2009545 2908-EPP      Ref.#2:  
 Payer: Third Party      Ref.#3:

- Fuel Surcharge - FedEx has applied a fuel surcharge of 34.50% to this shipment.
- Distance Based Pricing, Zone 6
- FedEx has audited this shipment for correct packages, weight, and service. Any changes made are reflected in the invoice amount.
- The package weight exceeds the maximum for the packaging type, therefore, FedEx Pak was rated as Customer Packaging.

<b>Automation</b>	USAB	<b>Sender</b>	<b>Recipient</b>
Tracking ID	866345160122	ERIN PORICH	KATHY WELCH
Service Type	FedEx 2Day	UTILITIES INC	FL PSC
Package Type	Customer Packaging	2335 SANDERS RD	3625 NW 82ND AVE STE 400
Zone	06	NORTHBROOK IL 60062-6108 US	MIAMI FL 33166 US
Packages	1		
Rated Weight	4.0 lbs, 1.8 kgs	Transportation Charge	20.15
Delivered	Sep 12, 2008 11:53		

Continued on next page



<b>Invoice Number</b> 2-920-91961	<b>Invoice Date</b> Sep 17, 2008	<b>Account Number</b> 4072-8604-9	<b>Page</b> 5 of 5
--------------------------------------	-------------------------------------	--------------------------------------	-----------------------

Tracking ID: 866345160122 continued


Svc Area	A2	Discount	5.04
Signed by	.GAURIA	Fuel Surcharge	9.21
FedEx Use	025420173/0006068/_	<b>Total Charge</b>	<b>USD 29.32</b>

Picked up: Sep 11, 2008      Cust. Ref.: 20055012909-EPP      Ref. #:  
 Payer: Third Party      Ref. #:

- Fuel Surcharge - FedEx has applied a fuel surcharge of 34.50% to this shipment.
- Distance Based Pricing, Zone 5
- Package Delivered to Recipient Address - Release Authorized

<b>Automation</b>	INET	<b>Sender</b>	<b>Recipient</b>
Tracking ID	799372527296	Erin Povich	Christian Marcelli
Service Type	FedEx First Overnight	Utilities, Inc.	Rose, Sundstrom & Bentley
Package Type	FedEx Envelope	2335 Sanders Rd	2180 W STATE ROAD 434 STE 2118
Zone	05	NORTHBROOK IL 60062 US	LONGWOOD FL 32779 US
Packages	1		
Rated Weight	N/A		
Delivered	Sep 12, 2008 07:26		
Svc Area	A2	Transportation Charge	46.45
Signed by	10954344	Fuel Surcharge	16.03
FedEx Use	00000000/000006/02	<b>Total Charge</b>	<b>USD 62.48</b>

<b>Third Party Subtotal</b>	<b>USD</b>	<b>\$213.52</b>
<b>Total FedEx Express</b>	<b>USD</b>	<b>\$213.52</b>



**FedEx** 3000067

<b>Invoice Number</b> 2-945-97255	<b>Invoice Date</b> Oct 08, 2008	<b>Account Number</b> 4072-8604-9	Page 1 of 3
--------------------------------------	-------------------------------------	--------------------------------------	----------------



FedEx Tax ID: 71-0427007

Batch 38269

104/23

**Billing Address:**  
 UTILITIES INC  
 ATTN: ACCTS PAYABLE  
 2335 SANDERS RD  
 NORTHBROOK IL 60062-6108

**Shipping Address:**  
 UTILITIES, INC.-REGULATORY  
 2335 SANDERS RD  
 NORTHBROOK IL 60062-6108

**Invoice Questions?**  
**Contact FedEx Revenue Services**  
 Phone: (800) 622-1147 M-Sa 7-6 (CST)  
 Fax: (800) 548-3020  
 Internet: www.fedex.com

**Invoice Summary Oct 08, 2008**

**FedEx Express Services**

Transportation Charges		117.60
Base Discount		-4.90
Special Handling Charges		38.88
Total Charges	USD	\$151.58
<b>TOTAL THIS INVOICE</b>	<b>USD</b>	<b>\$151.58</b>

**FedEx News!**

Effective January 5, 2009, FedEx Express package and freight rates will increase an average of 6.9% for U.S. and U.S. export services. The rate increase will be partially offset by adjusting the fuel price at which the fuel surcharge begins, reducing the fuel surcharge by 2 percentage points. FedEx Ground and FedEx Home Delivery® rates will also increase. For detailed information about rate, surcharge, fee and other important changes, go to [fedex.com/2009rates](http://fedex.com/2009rates).

You saved \$4.90 in discounts this period!

Other discounts may apply.

OCT 15 2008



To ensure proper credit, please return this portion with your payment to FedEx. Please do not staple or fold. Please make check payable to FedEx.

For change of address, check here and complete form on reverse side.

<b>Invoice Number</b> 2-945-97255	<b>Account Number</b> 4072-8604-9	<b>Amount Due</b> USD \$151.58
--------------------------------------	--------------------------------------	-----------------------------------

**Remittance Advice**

Your payment is due by Oct 23, 2008

407286042945972558300001515898

UTILITIES INC  
 ATTN: ACCTS PAYABLE  
 2335 SANDERS RD  
 NORTHBROOK IL 60062-6108



FedEx  
 P.O. Box 94515  
 PALATINE IL 60094-4515



99324810067705



<b>Invoice Number</b> 2-945-97255	<b>Invoice Date</b> Oct 08, 2008	<b>Account Number</b> 4072-8604-9	<b>Page</b> 3 of 3
--------------------------------------	-------------------------------------	--------------------------------------	-----------------------

**FedEx Express Shipment Detail By Payor Type (Original)**

Picked up: Sep 29, 2008      Cust. Ref.: 2009545 2908 MMB      Ref.#2:  
 Payor: Third Party      Ref.#3:

- Fuel Surcharge - FedEx has applied a fuel surcharge of 34.50% to this shipment.
- Business Closed or Adult Recipient Unavailable - Delivery Not Completed.
- Distance Based Pricing, Zone 5
- 1st attempt Sep 30, 2008 at 07:39 AM.
- FedEx has audited this shipment for correct packages, weight, and service. Any changes made are reflected in the invoice amount.
- We calculated your charges based on a dimensional weight of 12.0 lbs., 18" x 12" x 10", divided by 194.

<b>Automation</b>	INET	<b>Sender</b>	<b>Recipient</b>
<b>Tracking ID</b>	792759234759	Rodney Simmons	Attn: Bronwyn Revell
<b>Service Type</b>	FedEx First Overnight	Utilities, Inc.	Rose, Sundstrom & Bentley - Tal
<b>Package Type</b>	Customer Packaging	2335 Sanders Rd	2548 BLAIRSTONE PINES DR
<b>Zone</b>	05	NORTHBROOK IL 60062 US	TALLAHASSEE FL 32301 US
<b>Packages</b>	1		
<b>Actual Weight</b>	4.0 lbs, 1.8 kgs		
<b>Rated Weight</b>	12.0 lbs, 5.4 kgs		
<b>Delivered</b>	Sep 30, 2008 08:40		
<b>Svc Area</b>	A2	<b>Transportation Charge</b>	98.00
<b>Signed by</b>	I.DEVLIN	<b>Fuel Surcharge</b>	33.81
<b>FedEx Use</b>	00000000/0000012/_	<b>Total Charge</b>	<b>USD \$131.81</b>

Picked up: Sep 30, 2008      Cust. Ref.: 2009545 2908 MMB      Ref.#2:  
 Payor: Third Party      Ref.#3:

- Fuel Surcharge - FedEx has applied a fuel surcharge of 34.50% to this shipment.
- Distance Based Pricing, Zone 6

<b>Automation</b>	INET	<b>Sender</b>	<b>Recipient</b>
<b>Tracking ID</b>	799384414437	Rodney Simmons	Bety Maire
<b>Service Type</b>	FedEx Standard Overnight	Utilities, Inc.	FL PSC-Miami Office
<b>Package Type</b>	FedEx Envelope	2335 Sanders Rd	3625 NW 82nd Ave
<b>Zone</b>	06	NORTHBROOK IL 60062 US	MIAMI FL 33166 US
<b>Packages</b>	1		
<b>Rated Weight</b>	N/A		
<b>Delivered</b>	Oct 01, 2008 11:59	<b>Transportation Charge</b>	19.80
<b>Svc Area</b>	A2	<b>Discount</b>	-4.90
<b>Signed by</b>	Y.GAIERRO	<b>Fuel Surcharge</b>	5.07
<b>FedEx Use</b>	00000000/0000244/_	<b>Total Charge</b>	<b>USD \$19.77</b>

<b>Third Party Subtotal</b>	<b>USD</b>	<b>\$151.58</b>
<b>Total FedEx Express</b>	<b>USD</b>	<b>\$151.58</b>





3000067

<b>Invoice Number</b> 2-962-90032	<b>Invoice Date</b> Oct 22, 2008	<b>Account Number</b> 4072-8604-9	<b>Page</b> 1 of 3
--------------------------------------	-------------------------------------	--------------------------------------	-----------------------

**RECEIVED**  
OCT 28 2008

FedEx Tax ID: 71-0427007  
Batch 39798

**Billing Address:**  
UTILITIES INC  
ATTN: ACCTS PAYABLE  
2335 SANDERS RD  
NORTHBROOK IL 60062-6108

**Shipping Address:**  
UTILITIES, INC.-REGULATORY  
2335 SANDERS RD  
NORTHBROOK IL 60062-6108

**Invoice Questions?**  
**Contact FedEx Revenue Services**  
Phone: (800) 622-1147 M-Sa 7-6 (CST)  
Fax: (800) 548-3020  
Internet: www.fedex.com

169540

**Invoice Summary Oct 22, 2008**

<b>FedEx Express Services</b>	
Transportation Charges	56.95
Base Discount	-14.24
Special Handling Charges	11.53
Total Charges	USD \$54.24
<b>TOTAL THIS INVOICE</b>	<b>USD \$54.24</b>

**FedEx News!**  
Effective January 5, 2009, FedEx Express package and freight rates will increase an average of 6.9% for U.S. and U.S. export services. The rate increase will be partially offset by adjusting the fuel price at which the fuel surcharge begins, reducing the fuel surcharge by 2 percentage points. FedEx Ground and FedEx Home Delivery® rates will also increase. For detailed information about rate, surcharge, fee and other important changes, go to fedex.com/2009rates.

You saved \$14.24 in discounts this period!

Other discounts may apply.

NOV 04 2008



To ensure proper credit, please return this portion with your payment to FedEx. Please do not staple or fold. Please make check payable to FedEx.

For change of address, check here and complete form on reverse side.

<b>Invoice Number</b> 2-962-90032	<b>Account Number</b> 4072-8604-9	<b>Amount Due</b> USD \$54.24
--------------------------------------	--------------------------------------	----------------------------------

**Remittance Advice**

Your payment is due by Nov 06, 2008

407286042962900326300000542472

UTILITIES INC  
ATTN: ACCTS PAYABLE  
2335 SANDERS RD  
NORTHBROOK IL 60062-6108

FedEx  
P.O. Box 94515  
PALATINE IL 60094-4515



93334950089542

83257 12/15



<b>Invoice Number</b> 2-962-90032	<b>Invoice Date</b> Oct 22, 2008	<b>Account Number</b> 4072-8604-9	<b>Page</b> 3 of 3
--------------------------------------	-------------------------------------	--------------------------------------	-----------------------

### FedEx Express Shipment Detail By Payor Type (Original)

Picked up: Oct 18, 2008      **Cast. Ref.:** 20050452968      **Ref. #:**  
**Payor:** Third Party      **Ref. #:**

- Fuel Surcharge - FedEx has applied a fuel surcharge of 27.00% to this shipment.
- Distance Based Pricing, Zone 6
- FedEx has audited this shipment for correct packages, weight, and service. Any changes made are reflected in the invoice amount.
- The package weight exceeds the maximum for the packaging type, therefore, FedEx Pak was rated as Customer Packaging.

<b>Automation</b>	USAB	<b>Sender</b>	<b>Recipient</b>	
<b>Tracking ID</b>	865423391508	ERIN POVICH	BETY MAITRE	
<b>Service Type</b>	FedEx Priority Overnight	UTILITIES INC	FL PSC	
<b>Package Type</b>	Customer Packaging	2335 SANDERS RD	3675 NW 82ND AVE 400	
<b>Zone</b>	06	NORTHBROOK IL 60062-6108 US	MIAMI FL 33186 US	
<b>Packages</b>	1			
<b>Rated Weight</b>	6.0 lbs, 2.7 kgs			
<b>Delivered</b>	Oct 17, 2008 09:37	<b>Transportation Charge</b>		56.95
<b>Svc Area</b>	A2	<b>Fuel Surcharge</b>		11.53
<b>Signed by</b>	MGAIRRA	<b>Discount</b>		-14.24
<b>FedEx Use</b>	029018350/0001574/	<b>Total Charge</b>	<b>USD</b>	<b>\$54.24</b>
			<b>Third Party Subtotal</b>	<b>USD</b>
			<b>Total FedEx Express</b>	<b>USD</b>
				<b>\$54.24</b>







3000700

mpnorthbrook@sbcglobal.net

# Invoice

1928 Raymond Drive  
Northbrook, IL 60062

847-412-1370 Fax # 847-412-1371

Date	Invoice #
11/14/2008	12337

42290

118396

<p>Bill To</p> <p>Utilities, Inc. 2335 Sanders Rd. Northbrook, IL 60062</p>
---

P.O. No.	Terms
	Net 30

Quantity	Description	Amount
875	Eagle Ridge Interim Rate Increase notice 2pgs.	96.25
925	Revised copy Labrador Interim Rate Increase notice 3pgs.	74.00
925	Labrador Interim Rate Increase notice 3pgs.	152.63
<p>2009545.2908.00901 → \$96.25</p> <p>2009542.2908.00901 → \$226.63</p> <p><u>\$322.88</u> ✓</p>		<p>DEC 04 2008</p>
<p><b>RECEIVED</b> NOV 19 2008</p> <p>BY: _____</p>		
<b>Total</b>		\$322.88 ✓

## **Notice of Interim Rate Increase**

Labrador Utilities, Inc.  
PSC Docket No.: 080249-WS  
Notice Issued On November 14, 2008

On October 28, 2008, the Florida Public Service Commission approved interim water and wastewater rates for Labrador Utilities, Inc. The interim rates will be collected subject to refund, pending the Florida Public Service Commission's final decision regarding final rates. If a refund is ordered, it will include interest based upon the Commission determined factors.

The rates prior to filing, the Utility's requested interim rates, and the Commission-approved interim rates are set forth in the rate schedule attached to this notice.

Effective June 1, 2001, Section 367.0816, Florida Statutes, requires that rate case expense be amortized over a period of four years. The statute further requires that the rates of a utility be reduced immediately at the conclusion of the four years by the amount of rate case expense previously included in the rates. Labrador Utilities, Inc. was granted a rate increase by the Commission in Order No. PSC-04-1281-PAA-WS, issued December 28, 2004 in Docket No. 030443-WS. The four year recovery period for rate case expense will expire on December 30, 2008.

The interim rates will be effective November 19, 2008. On December 31, 2008, the interim rates will be reduced as required by Order No. PSC-04-1281-PAA-WS, as shown on the attachment to this Notice. The rates in effect after this date are set forth in the column furthest to the right in the attached rate schedule.

Written comments regarding the Utility's service or the requested final rate increases may be sent to the Commission at the following address:

Office of Commission Clerk  
Florida Public Service Commission  
2540 Shumard Oak Boulevard  
Tallahassee, Florida 32399-0850

All comments should refer to Docket No. 080249-WS which is the docket number that has been assigned to this case.

If you have any questions, please call the Utility's office at (800) 272-1919.

Labrador Utilities, Inc.

**Labrador Utilities, Inc. – WATER SERVICE**

<u>Residential</u> <u>(Monthly)</u>	<u>Rates</u> <u>Prior to</u> <u>Filing</u>	<u>Utility's</u> <u>Requested</u> <u>Interim</u> <u>Rates</u>	<u>Commission</u> <u>Approved</u> <u>Interim Rates</u>	<u>Rates After Four</u> <u>Year Rate</u> <u>Reduction</u>
Base Facility Charge all Meter Sizes:	\$6.55	\$10.72	\$10.69	\$10.32
Gallorage Charge – Per 1,000 gallons	\$3.27	\$5.35	\$5.34	\$5.16
<u>General Service</u>				
Base Facility Charge by Meter Size:				
5/8" x 3/4"	\$6.55	\$10.72	\$10.69	\$10.32
3/4"	\$9.82	\$16.07	\$16.03	\$15.48
1"	\$16.37	\$26.80	\$26.72	\$25.80
1 1/2"	\$32.75	\$53.62	\$53.46	\$51.62
2"	\$52.39	\$85.77	\$85.52	\$82.57
3"	\$104.78	\$171.55	\$171.04	\$165.15
4"	\$163.71	\$268.04	\$267.24	\$258.03
6"	\$327.42	\$536.08	\$534.48	\$516.07
Gallorage Charge (per 1,000 gallons)	\$3.27	\$5.35	\$5.34	\$5.16
<u>Irrigation Service</u>				
Base Facility Charge: 2" Meter	\$52.39	\$85.77	\$85.52	\$82.57
Gallorage Charge – Per 1,000 Gallons	\$3.27	\$5.35	\$5.34	\$5.16

**Labrador Utilities, Inc. – WASTEWATER SERVICE**

<u>Residential</u> <u>(Monthly)</u>	<u>Rates</u> <u>Prior to</u> <u>Filing</u>	<u>Utility's</u> <u>Requested</u> <u>Interim</u> <u>Rates</u>	<u>Commission</u> <u>Approved</u> <u>Interim Rates</u>	<u>Rates After Four</u> <u>Year Rate</u> <u>Reduction</u>
Base Facility Charge all Meter Sizes:	\$12.56	\$16.86	\$13.59	\$13.26
Gallorage Charge – Per 1,000 gallons (6,000 Gallon Cap)	\$9.71	\$13.03	\$10.51	\$10.25
<u>General Service</u>				
Base Facility Charge by Meter Size:				
5/8" x 3/4"	\$12.56	\$16.86	\$13.59	\$13.26
3/4"	\$18.84	\$25.29	\$20.38	\$19.88
1"	\$31.40	\$42.16	\$33.97	\$33.14
1 1/2"	\$62.81	\$84.34	\$67.96	\$66.31
2"	\$100.49	\$134.93	\$108.72	\$106.08
3"	\$200.98	\$269.87	\$217.44	\$212.16
4"	\$314.03	\$421.67	\$339.76	\$331.50
6"	\$628.06	\$843.35	\$679.51	\$663.00
Gallorage Charge (per 1,000 gallons)	\$11.64	\$15.63	\$12.59	\$12.28

**Notice of Interim Rate Increase**

Utilities, Inc. of Eagle Ridge  
PSC Docket No.: 080247-SU  
Notice Issued On November 14, 2008

On October 28, 2008, the Florida Public Service Commission approved interim wastewater rates for Utilities, Inc. of Eagle Ridge. The interim rates will be collected subject to refund, pending the Florida Public Service Commission's final decision regarding final rates. If a refund is ordered, it will include interest based upon the Commission determined factors.

The rates prior to filing, the Utility's requested interim rates, and the Commission-approved interim rates are set forth in the rate schedule attached to this notice.

Effective June 1, 2001, Section 367.0816, Florida Statutes, requires that rate case expense be amortized over a period of four years. The statute further requires that the rates of a utility be reduced immediately at the conclusion of the four years by the amount of rate case expense previously included in the rates. Utilities, Inc. of Eagle Ridge was granted a rate increase by the Commission in Order No. PSC-04-1107-PAA-SU, issued on November 8, 2004 in Docket No. 030455-SU. The rates authorized by this order were implemented on November 30, 2004. The four year recovery period for rate case expense will expire on November 30, 2008.

The interim rates will be effective November 19, 2008. On December 1, 2008, the interim rates will be reduced as required by Order No. PSC-04-1107-PAA-SU, as shown on the attachment to this Notice. The rates in effect after this date are set forth in the column furthest to the right in the attached rate schedule.

Written comments regarding the Utility's service or the requested final rate increases may be sent to the Commission at the following address:

Office of Commission Clerk  
Florida Public Service Commission  
2540 Shumard Oak Boulevard  
Tallahassee, Florida 32399-0850

All comments should refer to Docket No. 080247-SU which is the docket number that has been assigned to this case.

If you have any questions, please call the Utility's office at (800) 272-1919.

Utilities, Inc. of Eagle Ridge

2009542.2908 \$ 115.50 | 20095422908 \$86.63  
 2009509.2908 \$19.25 | 102102.6045 \$640.00  
 2009525.2908 \$62.56  
 2009545.2908 \$67.38  
 2009543.2908 \$96.25

Page: 1  
 Invoice Date: 08/14/2008  
 Invoice No: 22116461  
 Customer Number: 01300-000961-000  
 Fed Tax ID: 94-1646752

Labor Invoice - DUE UPON RECEIPT

PERSONAL & CONFIDENTIAL  
 Michelle Rochow  
 UTILITIES INCORPORATED  
 8035 SANDETS RD  
 NORTH BROOK IL 60062-6108

Please Remit To:  
 OfficeTeam  
 12400 COLLECTIONS CENTER DRIVE  
 CHICAGO IL 60693

Duplicate

Emp	Emp Name	Wk-Ends:	"Report-To" Supervisor	Qty	UOM	Bill Rate	Amount
1	Zweibel, Andrew	08/09/2008	Rochow, Michelle	25.00	HRS REG	\$ 19.25	\$ 481.25
2	Josephson, Lisa D	08/09/2008	Rochow, Michelle	31.50	HRS REG	\$ 19.25	\$ 606.38
Subtotal for Week-Ended:				08/09/2008	56.50	HRS	<u>\$ 1,087.63</u>

batch #35521

document #95822

Invoice Subtotal:

\$ 1,087.63

TOTAL AMOUNT DUE:

\$ 1,087.63

We encourage you to help support the business community by sharing our accounts receivable information with National Credit Reporting Agencies.

For more information regarding this notice please call (800) 778-5770

For qualified administrative professionals please call (847) 480-2073

Please detach and return this remittance stub with your payment.

Thank you for choosing OfficeTeam!

OfficeTeam  
 12400 COLLECTIONS CENTER DRIVE  
 CHICAGO IL 60693

Customer Number	Invoice Number	Total Amount
01300-000961-000	22116461	\$ 1,087.63

0130000076100022116461001087635

Eagle Ridge 3001756

# OFFICETEAM®

Specialized Administrative Staffing

**RECEIVED**  
OCT 21 2008

BY: \_\_\_\_\_

**PERSONAL & CONFIDENTIAL**

Michelle Rochow

UTILITIES INCORPORATED

2335 SANDERS RD

NORTHBROOK IL 60062-6108

Page: 1  
Invoice Date: 10/16/2008  
Invoice No: 22552412  
Customer Number: 01300-000961-000  
Fed Tax ID: 94-1648752

**Labor Invoice - DUE UPON RECEIPT**

Please Remit To: OfficeTeam  
Batch 46211  
12400 COLLECTIONS CENTER DRIVE  
CHICAGO IL 60693

Doc: 111054

Line	Employee Name	Wk-Ended	"Report-To" Supervisor	Qty	UOM	Bill Rate	Amount
1	Cosby, Jason A	10/10/2008	Rochow, Michelle	8.00	HRS REG	\$ 22.36	\$ 178.88
2	Cosby, Jason A	10/10/2008	Rochow, Michelle	8.00	HRS REG	\$ 18.00	\$ 144.00
3	Cosby, Jason A	10/10/2008	Rochow, Michelle	-8.00	HRS REG	\$ 22.36	\$ -178.88
Subtotal for Week-Ended: 10/10/2008				8.00	HRS		\$ 144.00

Eagle Ridge

249 - 2009545 - 2908 = \$144<sup>00</sup>

NOV 07 2008

Invoice Subtotal: \$ 144.00

**TOTAL AMOUNT DUE : \$ 144.00**

We provide more timely and accurate information to the business community by sharing our accounts receivable information with National Credit Reporting Agencies.

Any questions regarding this invoice please call:  
(800) 776-3770

For qualified administrative professionals please call:  
(847) 480-2073

Please detach and return this remittance stub with your payment.

Thank you for choosing OfficeTeam!

OfficeTeam  
12400 COLLECTIONS CENTER DRIVE  
CHICAGO IL 60693

Customer Number	Invoice Number	Total Amount
01300-000961-000	22552412	\$ 144.00

0130000096100022552412000144001

Eagle Ridge

**OFFICETEAM®**

Specialized Administrative Staffing

3001756

**RECEIVED**

NOV 12 2008

PERSONAL & CONFIDENTIAL

Michelle Rochow

UTILITIES INCORPORATED

2335 SANDERS RD

NORTHBROOK IL 60062-6108

Page: 1  
Invoice Date: 10/23/2008  
Invoice No: 22624558  
Customer Number: 01300-000961-000  
Fed Tax ID: 94-1648752

Labor Invoice - DUE UPON RECEIPT

Please Remit To Batch 40732  
OfficeTeam  
12400 COLLECTIONS CENTER DRIVE  
CHICAGO IL 60693  
Doc 112478

Line	Employee Name	Wk-Ended	"Report-To" Supervisor	Qty	UOM	Bill Rate	Amount
1	Cosby, Jason A	10/17/2008	Rochow, Michelle	8.00	HRS REG	\$ 18.98	\$ 151.84
Subtotal for Week-Ended: 10/17/2008				8.00	HRS		\$ 151.84

6      R.C. Proj. ID      MISC  
249      2009545      2908      => \$151.84

NOV 12 2008

Invoice Subtotal: \$ 151.84

**TOTAL AMOUNT DUE :** \$ 151.84

We provide more timely and accurate information to the business community by sharing our accounts receivable information with National Credit Reporting Agencies.

Any questions regarding this invoice please call:  
(800) 776-3770

For qualified administrative professionals please call:  
(847) 480-2073

Please detach and return this remittance stub with your payment.

Thank you for choosing OfficeTeam!

OfficeTeam  
12400 COLLECTIONS CENTER DRIVE  
CHICAGO IL 60693

Customer Number	Invoice Number	Total Amount
01300-000961-000	22624558	\$ 151.84

0130000096100022624558000151844



**EXPENSE REPORT FORM**



RECEIVED

DEC 10 2008

Batch 42808 Name

Business Unit

Doc 119998

Date Co / Sub	11/14/08	11/14/08	10/27/08	10/28/08	11/14/08	10/30/08	
		241	250	249	249	250	259
Meals	7.69	5.52	4.19	3.51	3.42	6.29	
Hotel ( room, tax, phone calls)							
Mileage Driven							
Mileage Value @ 0.405							
Airfare (including penalties)							
Car Rental (including fuel)							
Parking							
Tolls							
Taxi - Limousine							
Entertainment							
Education							
Other / Rate School registration							
Other:							
Other:							
Other:							
Purpose of the Expense:					<b>Payment Recap</b>		
Business Benefit:					Total of the Front of the Expense Form:		
# Days on Business:					Subtract Any Advance: less		
Explanation:					Net Amount Due to the Employee:		
				I hereby certify that the above expenditures represent cash spent legitimate company business only and include no items of a personal nature.			
Authorized Signature:					Employee Signature:		
Date Authorized:	12/3/08				Date Signed:		12/3/08

**ENTERED**

DEC 10 2008



EAGLE RIDGE R/C

DUPLICATE RECEIPT

KING'S MARATHON  
1664 N. FORBES  
MIAMI CITY, FL

10/28/08	16:01
GROCKY	\$1.29T
GROCKY	\$1.99T
TOTAL	\$3.51
CASH	\$4.00
TL/NCTAX	\$3.28
TAX FD	\$0.23
CHANGE	\$0.49
RECEIPT NO.	1-0058

THANK YOU!  
PLEASE COME AGAIN

CASH

BRANIFF CASH

Our goal is 100% customer satisfaction.  
If we have failed, please contact me,  
David Chaya, restaurant manager!

8937 RANCHO DEL RIO  
NEW PORT RICHEY, FL 34655

THANK YOU

MCDONALD'S - NEW POR TEL# (727)375-2220  
85 KS. 16 ~~SH~~ Nov 14'08(Fri)10:07  
STORE# 21597

1 2 EGG MCMUFFIN	2.00
1 MILK	1.19
SUB TOTAL	3.19
TAKE OUT TAX	0.23

3.42

CASH TENDERED	4.02
CHANGE	0.60

MC R/C

**EXPENSE REPORT FORM**

3009923

- 1) Complete all sections where applicable
- 2) Attach receipts onto separate page, attach to form
- 3) Explain ALL entertainment expenses on the back of form
- 4) Keep photocopies of all forms for your protection
- 5) Submit completed form to supervisor for approval

**RECEIVED**  
 APR 28 2008  
 BY: \_\_\_\_\_

Batch 2349 Name \_\_\_\_\_  
 Doc 53653 Rate Cases \_\_\_\_\_

Date	4/22/08	4/23/08					
<b>Business Unit</b>							
Meals	9.01	10.25					
Client Dinners/Entertainment		8.55					
Hotel ( room, tax, phone calls)		166.14					
Airfare							
Mileage Driven							
Mileage Value @ 0.485							
Car Rental (including fuel)							
Parking							
Tolls							
Taxi - Limousine		40.00					
Education							
Other / Rate School registration							
Books							
Wellness							
Other:							

APR 29 2008

<b>Purpose of the Expense:</b>	Meeting with the FL PSC about our upcoming rate cases and to inform them about JDE and CC&B.	<b>Payment Recap</b>
<b>Business Benefit:</b>	To facilitate our upcoming rate cases.	<b>Total of the Front of the Expense Form:</b>
<b># Days on Business:</b>	2	<b>Subtract Any Advance:</b> less
<b>Explanation:</b>	Meeting with the FL PSC about our upcoming rate cases and to inform them about JDE and CC&B.	<b>Net Amount Due to the Employee:</b>
<b>Authorized Signature:</b>	<i>[Signature]</i>	<i>I hereby certify that the above expenditures represent cash spent legitimate company business only and include no items of a personal nature.</i>
<b>Date Authorized:</b>	4/25/08	<b>Employee Signature:</b> <i>[Signature]</i>
		<b>Date Signed:</b> 4/23/08



HMSHOST  
 CORNER BAKERY K15  
 Chicago 773.686.6180

4601 Silvia

8279 APR22'08 10:00AM

1 BAGEL	1.59
CREAM CHS	0.60
CASH	5.00
 SUBTOTAL	 2.19
TAX	0.23
AMOUNT PAID	2.42
CHANGE DUE	2.58

Hudson Group  
 Chicago O'Hare Airport  
 Chicago, IL 60666

Store:565

Candy		2.25	T2D1
Candy		2.25	T2D1
Sub-Total		4.50	
Sales tax	4.50 2.250%	.10	
Sale Total		4.60	
Cash		20.00	
Change		15.40	

COMMENTS\INQUIRIES? (800)328-7711  
 or COMMENTS@HUDSONGROUP.COM

TRN# 678178 04/22/08 9:50 AM  
 Terminal# 25, Drawer# 01, CSR Syklia

Food Court  
 Tallahassee Regional Airport, FL  
 (850) 574-3050  
 SSP America

9004 Franceni

Chk 3408 Apr'22'08 05:31PM Gst 0

1 Muffin 1.85  
 Cash 2.00

Subtotal 1.85  
 Tax 0.14  
 Payment 1.99  
 Change Due 0.01

We would like to hear about your  
 visit. For questions or comments  
 call 1-866-863-9586.

Paradies Shops - Tallahassee  
TALLAHASSEE INTERNATIONAL AIRPORT  
TALLAHASSEE, FL

IET SPRITE ZERO 64450478000  
1.99 T  
OKE COLA ZERO 06457293000  
1.99 T  
C GUMMY BEARS 17538054000  
3.99 IT

UBTOTAL \$7.97  
AX \$0.30  
OFT AND SPORTS DRIN \$0.30  
TOTAL \$8.57  
ASH \$10.00  
CHANGE \$1.43

TEMS 3 M, COURTNEY  
4/23/2008 04:25PM 0039 01 18654 8606

Thank You for Shopping at  
The Paradies Shops  
TALLAHASSEE INTERNATIONAL AIRPORT

NEWSLINK  
AT MIAMI INTERNATIONAL AIRPORT

MERCHANDISE 97807434919250799 7.99 \*  
SUBTOTAL \$7.99  
7.0% SALES TAX \$0.56  
TOTAL \$8.55  
CASH \$10.00  
CHANGE \$1.45

ITEMS 1 LOURDES  
04-23-2008 20:48 0008 01 003180 9230

THANK YOU FOR SHOPPING WITH US.  
MIAMI - BOSTON

4/23/2008 19:45

ABP Kiosk Trm C  
Check: 247557  
Server: A.M. ABP C  
Terminal: 24

Regular Check  
1 Diet Coke Can 1.55  
Subtotal 1.55  
Tax 0.13  
Total 1.68

Cash 1.68

GRAND TOTAL 1.68

T24 C144 4/23/2008 19:45





**Taxi Affiliation Services, LLC**  
**2230 South Michigan**  
**Chicago, Illinois 60616**  
www.yellowcabchicago.com

40.00 11:30 4/23  
\$ Time Date

Erin P. Povich  
Received from:

Cab fare from:  
O'Hare

To:  
Utilities, Inc.  
Driver:

Cab #:  
988  
Account #:

*Thank you for  
riding with us!*



312-243-2537



312-829-4222

3006882

Batch 26496

P.O. Box 13427  
Tallahassee, FL 32317-3427  
Phone or Fax (850) 877-0673  
e-mail: frankden@nettally.com

Doc 65041

**Management & Regulatory Consultants, Inc.**

ACCOUNTS PAYABLE  
UTILITIES, INC.  
2335 SANDERS ROAD  
NORTHBROOK, IL 60062

05/07/08  
20028.10

CONSULTING - MID-COUNTY (MID) - 2007 TY - MFR  
EAGLE RIDGE (ER) - 2007 TY - MFR  
TIERRA VERDE (TV) - 2007 TY - U&U  
LABRADOR (LAB) - 2007 TY - U&U  
PEBBLE CREEK (PC) - 2007 TY - U&U  
SOUTH GATE (SG) - 2007 TY - U&U

247

PREVIOUS BALANCE \$ 0.00

<u>Week of:</u>		HOURS	
03/03/08	FS CONSULTING - MID, ER, TV, LAB COLLECT HISTORICAL A/R DATA. ✓	1.00	145.00
03/10/08	FS CONSULTING - LAB COLLECT HISTORICAL CUST. DATA. ✓	0.50	72.50
04/08/08	FS CONSULTING - LAB, PC, ER ON-SITE INSPECTION, INCL. TRAVEL. ✓	18.50	2682.50
04/14/08	FS CONSULTING - ER, TV, MID COLLECT HISTORICAL CUST. DATA ✓	0.75	108.75
04/14/08	FS CONSULTING - ALL RC EXPENSE INPUT.	1.00	145.00
04/14/08	FS CONSULTING - MID, TV PURCHASED WATER DATA. ✓	1.00	145.00
04/21/08	FS CONSULTING - MID, TV, ER, LAB CONFERENCE RE FILINGS. ✓	1.00	145.00
04/28/07	FS CONSULTING - ALL CASES REVIEW AND ASSEMBLE ENGINEERING DATA. FOR CURRENT SERVICES RENDERED	3.00 26.75	435.00 \$ 3878.75

MC 2009543.2910.00901 → 354.15  
 TV 2009544.2910.00901 → 354.15  
 ER 2009545.2910.00901 → 1,175.82  
 LAB 2009542.2910.00901 → 1,212.07  
 PC 2009546.2910.00901 → 1,067.07  
 SG 2009547.2910.00901 → 172.90

Acct. 20028.10

Invoice 5/07/08 (cont.)

EXPENSES

04/08/08 LODGING, 1 NIGHT	88.79
04/09/08 MEALS	7.84
04/10/08 MEALS	11.96
04/10/08 MILEAGE - TLH - TPA - FT MYERS - TLH 872 Mi. @ \$.40/mi	<u>348.80</u>
	\$ 457.39

PAYMENTS AND CREDITS

05/07/07 PAYMENT, as of	- 0.00
-------------------------	--------


BALANCE DUE

=====  
\$ 4336.14

Note: Allocation for "All Cases" - LUSI - 60%; Wedgefield - 20%; Longwood - 20%

	MC	ER	TV	LAB	PC	SG
145.00	36.25	36.25	36.25	36.25		
72.50				72.50		
2,682.50		894.17		894.17	894.17	
108.75	36.25	36.25	36.25			
145.00	24.17	24.17	24.17	24.17	24.17	24.17
145.00	72.50		72.50			
145.00	36.25	36.25	36.25	36.25		
435.00	72.50	72.50	72.50	72.50	72.50	72.50
457.39	76.23	76.23	76.23	76.23	76.23	76.23
	354.15	1,175.82	354.15	1,212.07	1,067.07	172.90

Batch 31283



P.O. Box 13427  
Tallahassee, FL 32317-3427  
Phone or Fax (850) 877-0673  
e-mail: frankden@netally.com

Doc 82866

300882

**Management & Regulatory Consultants, Inc.**

ACCOUNTS PAYABLE  
UTILITIES, INC.  
2335 SANDERS ROAD  
NORTHBROOK, IL 60062

06/21/08  
20028.10

CONSULTING - MID-COUNTY (MID) - 2007 TY - MFR  
EAGLE RIDGE (ER) - 2007 TY - MFR  
TIERRA VERDE (TV) - 2007 TY - U&U  
LABRADOR (LAB) - 2007 TY - U&U  
PEBBLE CREEK (PC) - 2007 TY - U&U  
SOUTH GATE (SG) - 2007 TY - U&U

PREVIOUS BALANCE \$ 4336.14

Week of:	FS	DESCRIPTION	HOURS	AMOUNT
05/01/08	FS	CONSULTING - LAB - <u>6th R.C. Proj. #</u> U&U and "F" SCHEDULES. 259 2009542	6.00	870.00 lab
05/01/08	FS	CONSULTING - PC U&U and "F" SCHEDULES. 244 2009546	3.00	435.00 1015
05/05/08	FS	CONSULTING - PC U&U and "F" SCHEDULES. 244 2009546	4.00	580.00
05/05/08	FS	CONSULTING - MID - 250 2009543 MFR FINANCIALS.	30.00	4350.00 8843
05/12/08	FS	CONSULTING - MID - 250 2009543 MFR FINANCIALS.	26.00	3770.00
05/19/08	FS	CONSULTING - MID - 250 2009543 MFR FINANCIALS.	5.00	725.00
05/19/08	FS	CONSULTING - ER, MID - 244+ 2009545 CONF. CALL RE PROFORMA ADJ. 290 2009543	0.75	108.75 Mid Y2 = 54.37 E.R.Y2 = 54
05/26/08	FS	CONSULTING - LAB - E-MEMOS RE ERC COUNT; BRAVO/FLYNN. FOR CURRENT SERVICES RENDERED 259- 2009542	0.50 75.75	72.50 lab \$10838.75

Labrador => \$942.50 - 6th R.C. Proj. #  
259 2009542

Mid-County => \$8899.38 - 250 2009543

Pebble Creek => \$1,015 - 244 2009546

Eagle Ridge => \$54.37 249 2009545

\$10,911.25 PAY THIS AMOUNT

AUG 05 2008

Acct. 20028.10

Invoice 6/21/08 (cont.)

EXPENSES

PAYMENTS AND CREDITS

06/20/08 PAYMENT (see note)

- 135.00

06/20/08 PAYMENT

- 4336.14


=====

BALANCE DUE

\$10703.75

Note: Per check no. 723650, 6/11/08, you overpaid Invoice 20026.10 by \$135.00. I have credited that payment to this invoice. F.S.

Note: Allocation for "All Cases" - 25% Each, MID, ER, TV & LAB



Batch 31283

Doc 82869

P.O. Box 13427  
Tallahassee, FL 32317-3427  
Phone or Fax (850) 877-0673  
e-mail: frankden@nettally.com

3000882

**Management & Regulatory Consultants, Inc.**

ACCOUNTS PAYABLE  
UTILITIES, INC.  
2335 SANDERS ROAD  
NORTHBROOK, IL 60062

07/21/08  
20028.10

CONSULTING - MID-COUNTY (MID) - 2007 TY - MFR  
EAGLE RIDGE (ER) - 2007 TY - MFR  
TIERRA VERDE (TV) - 2007 TY - U&U  
LABRADOR (LAB) - 2007 TY - U&U  
PEBBLE CREEK (PC) - 2007 TY - U&U  
SOUTH GATE (SG) - 2007 TY - U&U

PREVIOUS BALANCE \$10703.75

<u>Week of:</u>		<u>Co#</u>	<u>R.C Proj#</u>	HOURS	
06/02/08	FS			20.00	2900.00
					7,975
06/09/08	FS			27.00	3915.00
06/16/08	FS			8.00	1160.00
06/16/08	FS			25.00	3625.00
					8,410
06/23/08	FS			29.00	4205.00
06/30/08	FS			4.00	580.00
				113.00	\$16385.00

EXPENSES AUG 05 2008  
 PAYMENTS AND CREDITS  
 07/21/08 PAYMENT, as of - 0.00  
=====  
 BALANCE DUE \$27088.75

Note: Allocation for "All Cases" - 25% Each, MID, ER, TV & LAB

Eagle Ridge total => \$7,975 - Co# 249 R.C Proj# 2009545

Mid-county total => \$8,410 - 250 2009543

\$16,385

P.O. Box 13427  
Tallahassee, FL 32317-3427  
Phone or Fax (850) 877-0673  
e-mail: frankden@nettally.com

---

**Management & Regulatory Consultants, Inc.**

\*\*\* TELECOPIER COVER SHEET \*\*\*

DATE: 08/05/08

TO: PHYLLIS LUPINO, Accounts Payable, UTILITIES, INC.

FROM: FRANK SEIDMAN

NO. OF PAGES (INCLUDING COVER PAGE) 4

SUBJECT : Duplicate Invoices

Per your request, attached are duplicates of the 6/21/08 and 7/21/08 unpaid invoices.  
Thank you for following up for me.

Thank you.

NOTE: PLEASE CALL IMMEDIATELY IF ALL PAGES ARE NOT RECEIVED, ARE  
ILLEGIBLE, OR ARE RECEIVED BY THE WRONG PERSONS.

PHONE/FAX : (850) 877-0673



3000882

P.O. Box 13427  
Tallahassee, FL 32317-3427  
Phone or Fax (850) 877-0673  
e-mail: frankden@nettally.com

Batch \_\_\_\_\_

**Management & Regulatory Consultants, Inc.**

Doc 82869

ACCOUNTS PAYABLE  
UTILITIES, INC.  
2335 SANDERS ROAD  
NORTHBROOK, IL 60062

07/21/08  
20028.10

CONSULTING - MID-COUNTY (MID) - 2007 TY - MFR  
EAGLE RIDGE (ER) - 2007 TY - MFR  
TIERRA VERDE (TV) - 2007 TY - U&U  
LABRADOR (LAB) - 2007 TY - U&U  
PEBBLE CREEK (PC) - 2007 TY - U&U  
SOUTH GATE (SG) - 2007 TY - U&U

PREVIOUS BALANCE \$10703.75

<u>Week of:</u>		HOURS	
06/02/08	FS CONSULTING - ER - MFR FINANCIALS & U&U.	20.00	2900.00 ①
06/09/08	FS CONSULTING - ER - MFR FINANCIALS.	27.00	3915.00 ①
06/16/08	FS CONSULTING - ER - MFR FINANCIALS.	8.00	1160.00 ①
06/16/08	FS CONSULTING - MID - MFR FINANCIALS.	25.00	3625.00 ②
06/23/08	FS CONSULTING - MID - MFR FINANCIALS.	29.00	4205.00 ②
06/30/08	FS CONSULTING - MID - MFR FINANCIALS. FOR CURRENT SERVICES RENDERED	4.00 113.00	580.00 \$16385.00 ②

EXPENSES  
PAYMENTS AND CREDITS  
07/21/08 PAYMENT, as of

0.00  
=====  
\$27088.75  
OK  
100

BALANCE DUE

Note: Allocation for "All Cases" - 25% Each, MID, ER, TV & LAB

① 2009545. 200 2910 \$7,975  
② 2009543. 200 2910 \$8,410

RECEIVED

JUL 24 2008

RECEIVED  
SEP 22 2008

BY:

3600882

P.O. Box 13427  
Tallahassee, FL 32317-3427  
Phone or Fax (850) 877-0673  
e-mail: frankden@nettally.com

Batch 36162

Doc 97787

**Management & Regulatory Consultants, Inc.**

ACCOUNTS PAYABLE  
UTILITIES, INC.  
2335 SANDERS ROAD  
NORTHBROOK, IL 60062

08/25/08  
20028.10

CONSULTING - MID-COUNTY (MID) - 2007 TY - MFR  
EAGLE RIDGE (ER) - 2007 TY - MFR  
TIERRA VERDE (TV) - 2007 TY - U&U  
LABRADOR (LAB) - 2007 TY - U&U  
PEBBLE CREEK (PC) - 2007 TY - U&U  
SOUTH GATE (SG) - 2007 TY - U&U

PREVIOUS BALANCE

\$27088.75

Week of:

HOURS

07/01/08	FS	CONSULTING - MID - MFR FINANCIALS - TAX SCHEDULES.	6.00	870.00 ✓
07/01/08	FS	CONSULTING - ER & MID - MFR FINANCIALS - GENERAL, HISTORICAL ALLOCATIONS.	16.00	2320.00 ✓
07/07/08	FS	CONSULTING - ER & MID - MFR FINANCIALS.	7.00	1015.00 ✓
07/07/08	FS	CONSULTING - ER - MFR FINANCIALS - TAX SCHEDULES.	3.00	435.00 ✓
07/14/08	FS	CONSULTING - ER - "F" SCHEDULES.	1.00	145.00 ✓
07/14/08	FS	CONSULTING - ER & MID - MFR FINANCIALS.	9.50	1377.50 ✓
07/21/08	FS	CONSULTING - ER & MID - MFR FINANCIALS.	6.25	906.25 ✓
07/28/08	FS	CONSULTING - LAB - USED & USEFUL.	2.00	290.00 ✓
07/28/08	FS	CONSULTING - ER - USED & USEFUL.	1.00	145.00 ✓
07/28/08	FS	CONSULTING - PC - USED & USEFUL.	1.00	145.00 ✓

SEP 24 2008

\$ 21,807.61

Acct. 20028.10

Invoice 8/25/08 (cont.)

07/28/08	FS	CONSULTING - ER- MFR FINANCIALS - "E" SCHEDULES.	3.00	435.00	✓
07/28/08	FS	CONSULTING - MID - MFR FINANCIALS - "E" SCHEDULES.	6.00	870.00	✓
08/01/08	FS	CONSULTING - ER- MFR FINANCIALS - "E" SCHEDULES.	3.00	435.00	✓
08/01/08	FS	CONSULTING - LAB - USED & USEFUL.	1.00	145.00	✓
08/04/08	FS	CONSULTING - MID - MFR FINANCIALS.	1.00	145.00	✓
08/04/08	FS	CONSULTING - ER- MFR FINANCIALS - "E" SCHEDULES.	7.00	1015.00	✓
08/04/08	FS	CONSULTING - PC - USED & USEFUL.	2.50	362.50	✓
08/04/08	FS	CONSULTING - ER & MID - MFR FINANCIALS.	4.00	580.00	✓
08/11/08	FS	CONSULTING - ER & MID - MFR FINANCIALS - ADJUSTMENTS.	4.00	580.00	✓
08/11/08	FS	CONSULTING - TV - USED & USEFUL.	2.50	362.50	✓
08/11/08	FS	CONSULTING - ER- MFR FINANCIALS - B-8 SCHEDULE.	3.00	435.00	✓
08/11/08	FS	CONSULTING - ER & MID - MFR FINANCIALS - REVIEW, EDITING, TRAIL DOCUMENTS.	30.00	4350.00	✓
08/18/08	FS	CONSULTING - MID - COMPLETE MFRS AND TRAIL DOCUMENTS.	16.00	2320.00	✓
08/18/08	FS	CONSULTING - ER - COMPLETE MFRS AND TRAIL DOCUMENTS. FOR CURRENT SERVICES RENDERED	<u>14.00</u> 149.75	<u>2030.00</u> \$21713.75	✓ KW

EXPENSES

08/19/08	COPYING, KINOS - MC & ER	20.98	✓
08/19/08	FEDEX - MC & ER	25.22	✓
08/20/08	FEDEX - MC & ER	<u>47.66</u>	✓
		93.86	KW

Acct. 20028.10

Invoice 8/25/08 (cont.)

PAYMENTS AND CREDITS  
08/12/08 PAYMENT

-27296.25

=====

BALANCE DUE

\$21600.11

Note: Allocation for "All Cases" - 25% Each, MID, ER, TV & LAB  
Allocation for "ER & MID" - 50% Each, MID &, ER

*See attached*

Mid County	Eagle Ridge	Tierra Verde	Labrador	Pebble Creek
870.00				
1,160.00	1,160.00			
507.50	507.50			
	435.00			
	145.00			
688.75	688.75			
453.13	453.12			
	145.00		290.00	
				145.00
870.00	435.00			
	435.00			
			145.00	
145.00				
	1,015.00			
				362.50
290.00	290.00			
290.00	290.00			
		362.50		
	435.00			
2,175.00	2,175.00			
2,320.00				
	2,030.00			
10.49	10.49			
12.61	12.61			
23.83	23.83			

9,816.31	10,686.30	362.50	435.00	507.50
----------	-----------	--------	--------	--------

2009543.2910 2009545.2910 2009544.2910 2009542.2910 2009546.2910

$9816.31$   
 $(10.49)$   
 $(12.61)$   
 $(23.83)$   


---

 $9767.38$   
 $145 \sqrt{9767.38} = 67.375 \text{ hrs. in MC}$

$10,686.30$   
 $(10.49)$   
 $(12.61)$   
 $(23.83)$   


---

 $10,639.37$   
 $145 \sqrt{10,639.37} = 73.375 \text{ hrs. in ER}$

$145 \sqrt{362.50} = 2.50 \text{ hrs. in TV}$

$435 / 145 = 3.00 \text{ hrs. in Lab}$

$507.50 / 145 = 3.50 \text{ hrs. in PB}$

0262

3604654

RECEIVED

OCT 06 2008

Per \_\_\_\_\_

*Milian, Swain & Associates, Inc.*  
2025 S. W. 32<sup>nd</sup> Avenue  
Miami, Florida 33145  
Tel: 305-441-0123 Fax: 305-441-0688

Batch 40028

Doc 110583

INVOICE

Invoice No. 28404  
October 2, 2008  
Page 1, Billing # 1

**John Hoy**  
**Chief Regulatory Officer**  
**Utilities, Inc.**  
**2335 Sanders Road**  
**Northbrook, IL 60062-6196**

**For Professional services rendered through September 26, 2008 in connection with Audit & Discovery for Eagle Ridge 2007.**

	Hours	Rate	Amount
Senior Staff Accountant:			
Deborah Swain	1.00	180.00	180.00
<b>Total Due for invoice 28404</b>			<b>\$180.00</b>

*KW*  
*10/14*

Please make check payable to *Milian Swain & Associates, Inc.*

2009545.2910.00901

3004654

*Milian, Swain & Associates, Inc.*  
2025 S. W. 32<sup>nd</sup> Avenue  
Miami, Florida 33145  
Tel.: 305-441-0123 Fax: 305-441-0688

41967

116962

**INVOICE**

Invoice No. 28440  
November 5, 2008  
Page 1, Billing # 2

**John Hoy**  
**Chief Regulatory Officer**  
**Utilities, Inc.**  
**2335 Sanders Road**  
**Northbrook, IL 60062-6196**

**NOV 11 2008**

**For Professional services rendered through October 31, 2008 in connection with  
Audit & Discovery for Eagle Ridge 2007.**

	Hours	Rate	Amount
Senior Staff Accountant:			
Cynthia Yapp	1.75	140.00	245.00
Deficiencies			
Cynthia Yapp	2.25	140.00	315.00
<b>Total Due for invoice 28440</b>			<b>\$560.00</b>

OK  
KW

2009545.2910.00901

Please make check payable to *Milian Swain & Associates, Inc.*