



REDACTED

RECEIVED-FPSC  
09 APR 30 AM 10:42  
COMMISSION  
CLERK

April 23, 2009

Via U.S. Mail  
Ms. Ann Cole  
Commission Clerk  
Florida Public Service Commission  
2540 Shumard Oak Boulevard  
Tallahassee, Florida 32399-0850

Re: Docket No. 090001-EI

Dear Ms. Cole:

Enclosed for filing on behalf of Progress Energy Florida, Inc. are an original plus ten (10) copies of FPSC 423 forms for the month of March 2009, along with Progress Energy Florida, Inc.'s Request for Specified Confidential Treatment. Forms 423-1A, 423-2, 423-2A, 423-2B, and 423-2C contained in this filing have been edited to delete certain confidential information. An unedited copy of the 423 forms has been submitted for filing under separate cover.

Thank you for your assistance in this matter and if you have any questions, please feel free to contact me at (727)820-5184.

Sincerely,

John Burnett  
Associate General Counsel

- COM \_\_\_\_\_
- ECR** \_\_\_\_\_
- GCL 2 \_\_\_\_\_
- OPC \_\_\_\_\_
- RCP \_\_\_\_\_
- SSC \_\_\_\_\_
- SGA \_\_\_\_\_
- ADM \_\_\_\_\_
- CLK \_\_\_\_\_

JB/emc  
Enclosures  
cc: Parties of record

299 1<sup>st</sup> Avenue North, St. Petersburg, FL 33701 ☎ P.O. Box 14042, St. Petersburg, FL 33733  
Phone: 727.820.5184 ☎ Fax: 727.820.5249 ☎ Email: john.burnett@pgnmail.com

DOCUMENT NUMBER - DATE  
04033 APR 30 08  
FPSC-COMMISSION CLERK


FPSC FORM 423-1

MONTHLY REPORT OF COST AND QUALITY OF FUEL FOR ELECTRIC PLANTS  
ORIGIN, VOLUME, DELIVERED PRICE AND AS RECEIVED QUALITY

1. REPORTING MONTH: 03/2009  
2. REPORTING COMPANY: FLORIDA POWER CORPORATION

3. NAME, TITLE, TELEPHONE NUMBER OF CONTACT PERSON CONCERNING DATA  
SUBMITTED ON THIS FORM: Jill Allyson Senior Business Financial Analyst (919) 546-7949

4. SIGNATURE OF OFFICIAL SUBMITTED REPORT:

  
Denise Hards

5. DATE COMPLETED: 04/14/2009

LIN NO.	PLANT NAME	SUPPLIER NAME	SHIPPING POINT	PURCHASE TYPE	DELIVERY LOCATION	DELIVERY DATE	DELIVERY TYPE	SULFUR CONTENT (%)	BTU CONTENT (Btu/gal)	VOLUME (Bbls)	DELIVERED PRICE (\$/Bbl)
(a)	(b)	(c)	(d)	(e)	(f)	(g)	(h)	(i)	(j)	(k)	(l)
1	Avon Park Peakers	Transfer Facility	Martin Gas Terminal	N/A	FOB PLANT	03/2009		0.03	140,073	1,782	\$3.2062
2	Bartow Steam Plant	RIO Energy International Inc.	Houston, TX	MTC	FOB TERMINAL	03/2009		1.28	156,895	231,792	\$51.4200
3	Bayboro Peakers	Transfer Facility	Martin Gas Terminal	N/A	FOB PLANT	03/2009		0.03	139,714	47,352	\$7.5214
4	Crystal River	Transfer Facility	Martin Gas Terminal	N/A	FOB PLANT	03/2009		0.03	138,641	5,968	\$3.4280
5	DeBary Peakers	Colonial Oil Industries Inc.	Jacksonville, FL	S	FOB PLANT	03/2009		0.02	138,000	5,073	\$57.0469
6	DeBary Peakers	Transfer Facility	Martin Gas Terminal	N/A	FOB PLANT	03/2009		0.04	139,274	12,101	\$3.8578
7	Intersession City Peakers	Mansfield Oil Company	Central Florida Pipeline, FL	MTC	FOB PLANT	03/2009		0.01	139,312	8,072	\$56.6242
8	Intersession City Peakers	Mansfield Oil Company	Tampa, FL	MTC	FOB PLANT	03/2009		0.01	139,455	7,008	\$69.7582
9	Martin Gas Terminal	Martin Product Sales	Pascagoula, MS	S	FOB TERMINAL	03/2009		0.03	139,444	66,743	\$56.6165

DOCUMENT NUMBER-DATE

04033 APR 30 8

FPSC-COMMISSION CLERK

**FPSC FORM 423-1(A)**


MONTHLY REPORT OF COST AND QUALITY OF FUEL FOR ELECTRIC PLANTS  
ORIGIN, VOLUME, DELIVERED PRICE AND AS RECEIVED QUALITY

**SPECIFIED  
CONFIDENTIAL**

1. REPORTING MONTH: 03/2009

3. NAME, TITLE, TELEPHONE NUMBER OF CONTACT PERSON CONCERNING DATA  
SUBMITTED ON THIS FORM: Jill Allyson Senior Business Financial Analyst (918) 546-7949

2. REPORTING COMPANY: FLORIDA POWER CORPORATION

4. SIGNATURE OF OFFICIAL SUBMITTED REPORT:   
Denise Hards  
Lead Business Financial Analyst

5. DATE COMPLETED: 04/14/2009

LIN NO	PLANT NAME (a) (b)	SUPPLIER NAME (c)	DELIVERY LOCATION (d)	DELIVERY DATE (e)	TYP (f)	VOLUME (Bbls) (g)	INVOICE	INVOICE	DISCOUNT	NET	NET	EFFECTIVE TRANSPORT			ADDITIONAL	OTHER	DELIVERED	
							PRICE (\$/Bbls) (h)	AMOUNT (\$) (i)	(\$) (j)	AMOUNT (\$) (k)	PRICE (\$/Bbls) (l)	ADJUST (\$/Bbls) (m)	PURCHASE PRICE (\$/Bbls) (n)	TO TERMINAL (\$/Bbls) (o)	TRANSPORT (\$/Bbls) (p)	CHARGES (\$/Bbls) (q)	PRICE (\$/Bbls) (r)	
1	Avon Park Peakers	Transfer Facility	FOB PLANT	03/2009		1,782										\$3.21		\$3.21
2	Bartow Steam Plant	RIO Energy International inc.	FOB TERMINAL	03/2009		231,792										\$0.00		\$51.42
3	Bayboro Peakers	Transfer Facility	FOB PLANT	03/2009		47,352										\$7.52		\$7.52
4	Crystal River	Transfer Facility	FOB PLANT	03/2009		5,968										\$3.43		\$3.43
5	DeBary Peakers	Colonial Oil Industries Inc.	FOB PLANT	03/2009		5,073										\$0.00		\$57.05
6	DeBary Peakers	Transfer Facility	FOB PLANT	03/2009		12,101										\$3.86		\$3.86
7	Intersession City Peakers	Mansfield Oil Company	FOB PLANT	03/2009		8,072										\$0.00		\$56.62
8	Intersession City Peakers	Mansfield Oil Company	FOB PLANT	03/2009		7,008										\$0.00		\$69.76
9	Martin Gas Terminal	Martin Product Sales	FOB TERMINAL	03/2009		66,743										\$0.00		\$56.62

MONTHLY REPORT OF COST AND QUALITY OF COAL FOR ELECTRIC PLANTS  
ORIGIN, TONNAGE, DELIVERED PRICE AND AS RECEIVED QUALITY

**SPECIFIED  
CONFIDENTIAL**

1. Report for: Mo. 03/2009  
2. Reporting Company: Florida Power Corporation  
3. Plant Name: Crystal River 1 & 2

4. NAME, TITLE, TELEPHONE NUMBER OF CONTACT PERSON CONCERNING DATA  
SUBMITTED ON THIS FORM: Kelly Jo Irons, Associate Business Financial Analyst, (919) 546-5028

5. Signature of Official Submitting Report : *Denise Hards*  
Denise Hards - Lead Business Financial Analyst

6. DATE COMPLETED: 4/20/2009

Lin No	Supplier Name	Mine Location	Purchase Type	Transportation Mode	Tons	Effective Purchase Price (\$/Ton)	Total Transportation Cost (\$/Ton)	F.O.B. Plant Price (\$/Ton)	As Received Coal Quality			
									Percent Sulfur (%)	Btu Content (Btu/lb)	Percent Ash (%)	Percent Moisture (%)
(a)	(b)	(c)	(d)	(e)	(f)	(g)	(h)	(i)	(j)	(k)	(l)	(m)
1	B&W Resources Inc	8, KY, 51	MTC	UR	22,998			\$73.84	0.80	12,143	10.78	6.88
2	B&W Resources Inc	8, KY, 51	MTC	UR	11,682			\$134.07	0.86	12,200	10.07	7.31
3	Constellation Energy Commodities Group Inc.	8, KY, 195	MTC	UR	11,573			\$78.14	0.98	12,939	9.04	5.08
4	Constellation Energy Commodities Group Inc.	8, KY, 193	MTC	UR	23,151			\$79.63	0.84	12,812	6.94	7.48
5	Constellation Energy Commodities Group Inc.	8, KY, 195	MTC	UR	11,596			\$78.95	1.01	12,392	9.62	6.41
6	ICG LLC	8, KY, 193	MTC	UR	23,217			\$73.56	0.96	12,146	10.34	7.65
7	ICG LLC	8, KY, 193	MTC	UR	11,582			\$140.51	1.06	12,039	11.69	7.71
8	ICG LLC	8, VA, 105	MTC	UR	23,156			\$144.22	0.98	12,609	7.89	7.96
9	Massey Utility Sales Company	8, WV, 5	MTC	UR	11,461			\$78.66	1.13	12,033	12.83	6.78
10	Massey Utility Sales Company	8, WV, 81	MTC	UR	30,159			\$79.56	1.02	12,670	10.53	6.43
11	MC Mining LLC	8, KY, 195	MTC	UR	45,030			\$84.62	0.92	12,801	7.67	6.88
12	Transfer Facility	N/A	N/A	GB	1,025			\$121.43	0.63	11,549	11.51	8.79
13	Transfer Facility	N/A	N/A	GB	2,300			\$162.65	0.61	11,343	10.88	10.49
14	Traxys North America LLC	8, KY, 195	S	UR	11,731			\$78.02	1.00	12,278	11.30	6.33
15	Trinity Coal Marketing LLC	8, KY, 71	LTC	UR	11,579			\$74.70	0.91	12,247	9.40	7.30
16	Trinity Coal Marketing LLC	8, KY, 71	LTC	UR	10,936			\$75.20	1.03	12,154	10.57	6.88
17	Trinity Coal Marketing LLC	8, KY, 71	MTC	UR	23,277			\$138.77	1.00	12,275	10.43	6.45

MONTHLY REPORT OF COST AND QUALITY OF COAL FOR ELECTRIC PLANTS  
ORIGIN, TONNAGE, DELIVERED PRICE AND AS RECEIVED QUALITY

**SPECIFIED  
CONFIDENTIAL**

1. Report for: Mo. 03/2009  
2. Reporting Company: Florida Power Corporation  
3. Plant Name: Crystal River 1 & 2

4. NAME, TITLE, TELEPHONE NUMBER OF CONTACT PERSON CONCERNING DATA  
SUBMITTED ON THIS FORM: Kelly Jo Irons, Associate Business Financial Analyst, (919) 546-5028

5. Signature of Official Submitting Report :

*Denise Hards*

Denise Hards - Lead Business Financial Analyst

6. DATE COMPLETED: 4/20/2009

Lin No	Supplier Name	Mine Location	Purchas Type	Tons	F.O.B. Mine Price (\$/Ton)	Short Haul & Loading Charges (\$/Ton)	Original Invoice Price (\$/Ton)	Retro-active Price Inc(Dec) (\$/Ton)	Base Price (\$/Ton)	Quality Adjust-ments (\$/Ton)	Effective Purchase Price (\$/Ton)
(a)	(b)	(c)	(d)	(e)	(f)	(g)	(h)	(i)	(j)	(k)	(l)
1	B&W Resources Inc	8, KY, 51	MTC	22,998		N/A		\$0.00			
2	B&W Resources Inc	8, KY, 51	MTC	11,682		N/A		\$0.00			
3	Constellation Energy Commodities Group Inc.	8, KY, 195	MTC	11,573		N/A		\$0.00			
4	Constellation Energy Commodities Group Inc.	8, KY, 193	MTC	23,151		N/A		\$0.00			
5	Constellation Energy Commodities Group Inc.	8, KY, 195	MTC	11,596		N/A		\$0.00			
6	ICG LLC	8, KY, 193	MTC	23,217		N/A		\$0.00			
7	ICG LLC	8, KY, 193	MTC	11,582		N/A		\$0.00			
8	ICG LLC	8, VA, 105	MTC	23,156		N/A		\$0.00			
9	Massey Utility Sales Company	8, WV, 5	MTC	11,461		N/A		\$0.00			
10	Massey Utility Sales Company	8, WV, 81	MTC	30,159		N/A		\$0.00			
11	MC Mining LLC	8, KY, 195	MTC	45,030		N/A		\$0.00			
12	Transfer Facility	N/A	N/A	1,025		N/A		\$0.00		N/A	
13	Transfer Facility	N/A	N/A	2,300		N/A		\$0.00		N/A	
14	Traxys North America LLC	8, KY, 195	S	11,731		N/A		\$0.00			
15	Trinity Coal Marketing LLC	8, KY, 71	LTC	11,579		N/A		\$0.00			
16	Trinity Coal Marketing LLC	8, KY, 71	LTC	10,936		N/A		\$0.00			
17	Trinity Coal Marketing LLC	8, KY, 71	MTC	23,277		N/A		\$0.00			

MONTHLY REPORT OF COST AND QUALITY OF COAL FOR ELECTRIC PLANTS  
ORIGIN, TONNAGE, DELIVERED PRICE AND AS RECEIVED QUALITY

**SPECIFIED  
CONFIDENTIAL**

1. Report for: Mo. 03/2009  
2. Reporting Company: Florida Power Corporation  
3. Plant Name: Crystal River 1 & 2

4. NAME, TITLE, TELEPHONE NUMBER OF CONTACT PERSON CONCERNING DATA  
SUBMITTED ON THIS FORM: Kelly Jo Irons, Associate Business Financial Analyst, (919) 546-5028

5. Signature of Official Submitting Report : *Denise Hards*  
Denise Hards - Lead Business Financial Analyst

6. DATE COMPLETED: 4/20/2009

Line No.	Supplier Name	Mine Location	Shipping Point	Transportation Mode	Tons	Effective Purchase Price (\$/Ton)	Additional Shorthaul & Loading Charges (\$/Ton)	Rail Rate (\$/Ton)	Other Rail Charges (\$/Ton)	River Barge Rate (\$/Ton)	Trans-loading Rate (\$/Ton)	Ocean Barge Rate (\$/Ton)	Other Water Charges (\$/Ton)	Other Related Charges (\$/Ton)	Transportation Charges (\$/Ton)	F.O.B. Plant Price (\$/Ton)
1	B&W Resources Inc	8, KY, 51	Resource	UR	22,998		N/A			N/A	N/A	N/A	N/A	N/A		\$73.84
2	B&W Resources Inc	8, KY, 51	Resource	UR	11,682		N/A			N/A	N/A	N/A	N/A	N/A		\$134.07
3	Constellation Energy Commodities Group In	8, KY, 195	Myra	UR	11,573		N/A			N/A	N/A	N/A	N/A	N/A		\$78.14
4	Constellation Energy Commodities Group In	8, KY, 193	Bluegrass #4	UR	23,151		N/A			N/A	N/A	N/A	N/A	N/A		\$79.63
5	Constellation Energy Commodities Group In	8, KY, 195	Damron Fork	UR	11,596		N/A			N/A	N/A	N/A	N/A	N/A		\$78.95
6	ICG LLC	8, KY, 193	Typo	UR	23,217		N/A			N/A	N/A	N/A	N/A	N/A		\$73.56
7	ICG LLC	8, KY, 193	Typo	UR	11,582		N/A			N/A	N/A	N/A	N/A	N/A		\$140.51
8	ICG LLC	8, VA, 105	Mayflower CSX	UR	23,156		N/A			N/A	N/A	N/A	N/A	N/A		\$144.22
9	Massey Utility Sales Company	8, WV, 5	Homer	UR	11,461		N/A			N/A	N/A	N/A	N/A	N/A		\$78.66
10	Massey Utility Sales Company	8, WV, 81	Goals	UR	30,159		N/A			N/A	N/A	N/A	N/A	N/A		\$79.56
11	MC Mining LLC	8, KY, 195	Scotts Branch	UR	45,030		N/A			N/A	N/A	N/A	N/A	N/A		\$84.62
12	Transfer Facility	N/A	Davant, La	GB	1,025		N/A	N/A	N/A	N/A			N/A		\$121.43	
13	Transfer Facility	N/A	Myrtle Grove, La	GB	2,300		N/A	N/A	N/A	N/A			N/A		\$162.65	
14	Traxys North America LLC	8, KY, 195	Damron Fork	UR	11,731		N/A			N/A	N/A	N/A	N/A	N/A		\$78.02
15	Trinity Coal Marketing LLC	8, KY, 71	Banner	UR	11,579		N/A			N/A	N/A	N/A	N/A	N/A		\$74.70
16	Trinity Coal Marketing LLC	8, KY, 71	Banner	UR	10,936		N/A			N/A	N/A	N/A	N/A	N/A		\$75.20
17	Trinity Coal Marketing LLC	8, KY, 71	Banner	UR	23,277		N/A			N/A	N/A	N/A	N/A	N/A		\$138.77

MONTHLY REPORT OF COST AND QUALITY OF COAL FOR ELECTRIC PLANTS  
ORIGIN, TONNAGE, DELIVERED PRICE AND AS RECEIVED QUALITY

**SPECIFIED  
CONFIDENTIAL**

1. Report for: Mo. 03/2009  
2. Reporting Company: Florida Power Corporation  
3. Plant Name: Crystal River 1 & 2

4. NAME, TITLE, TELEPHONE NUMBER OF CONTACT PERSON CONCERNING DATA  
SUBMITTED ON THIS FORM: Kelly Irons, Associate Business Financial Analyst, (919) 546-5028

5. Signature of Official Submitting Report:

*Denise Hards*  
Denise Hards - Lead Business Financial Analyst

6. DATE COMPLETED: 4/20/2009

Line No.	Month Reported	Form Plant Name	Intended Generating Plant	Supplier Name	Original Line Number	Volume (tons)	Form No.	Column Title	Old Value	New Value	New F.O.B. Plant Price	Reason for Revision
(a)	(b)	(c)	(d)	(e)	(f)	(g)	(h)	(i)	(j)	(k)	(l)	(m)
NONE												

MONTHLY REPORT OF COST AND QUALITY OF COAL FOR ELECTRIC PLANTS  
ORIGIN, TONNAGE, DELIVERED PRICE AND AS RECEIVED QUALITY

**SPECIFIED  
CONFIDENTIAL**

1. Report for: Mo. 03/2009  
2. Reporting Company: Florida Power Corporation  
3. Plant Name: Crystal River 4 & 5

4. NAME, TITLE, TELEPHONE NUMBER OF CONTACT PERSON CONCERNING DATA  
SUBMITTED ON THIS FORM: Kelly Jo Irons, Associate Business Financial Analyst, (919) 546-5028

5. Signature of Official Submitting Report : *Denise Hards*  
Denise Hards - Lead Business Financial Analyst

6. DATE COMPLETED: 4/20/2009

Lin No	Supplier Name	Mine Location	Purchas Type	Transpor- tation Mode	Tons	Effective Purchase Price (\$/Ton)	Total Transpor- tation Cost (\$/Ton)	F.O.B. Plant Price (\$/Ton)	As Received Coal Quality			
									Percent Sulfur (%)	Btu Content (Btu/lb)	Percent Ash (%)	Percent Moisture (%)
(a)	(b)	(c)	(d)	(e)	(f)	(g)	(h)	(i)	(j)	(k)	(l)	(m)
1	Transfer Facility	N/A	N/A	GB	76,612			\$94.22	0.63	11,649	11.58	9.14
2	Transfer Facility	N/A	N/A	GB	153,565			\$102.20	0.56	11,434	11.39	9.61



MONTHLY REPORT OF COST AND QUALITY OF COAL FOR ELECTRIC PLANTS  
 ORIGIN, TONNAGE, DELIVERED PRICE AND AS RECEIVED QUALITY

**SPECIFIED  
 CONFIDENTIAL**

1. Report for: Mo. 03/2009  
 2. Reporting Company: Florida Power Corporation  
 3. Plant Name: Crystal River 4 & 5

4. NAME, TITLE, TELEPHONE NUMBER OF CONTACT PERSON CONCERNING DATA  
 SUBMITTED ON THIS FORM: Kelly Jo Irons, Associate Business Financial Analyst, (919) 546-5028

5. Signature of Official Submitting Report : *Denise Hards*  
 Denise Hards - Lead Business Financial Analyst

6. DATE COMPLETED: 4/20/2009

Lin No	Supplier Name	Mine Location	Purchase Type	Tons	F.O.B. Mine Price (\$/Ton)	Short Haul & Loading Charges (\$/Ton)	Original Invoice Price (\$/Ton)	Retro-active Price Inc(Dec) (\$/Ton)	Base Price (\$/Ton)	Quality Adjust-ments (\$/Ton)	Effective Purchase Price (\$/Ton)
(a)	(b)	(c)	(d)	(e)	(f)	(g)	(h)	(i)	(j)	(k)	(l)
1	Transfer Facility	N/A	N/A	76,612		N/A		\$0.00		N/A	
2	Transfer Facility	N/A	N/A	153,565		N/A		\$0.00		N/A	

MONTHLY REPORT OF COST AND QUALITY OF COAL FOR ELECTRIC PLANTS  
ORIGIN, TONNAGE, DELIVERED PRICE AND AS RECEIVED QUALITY

**SPECIFIED  
CONFIDENTIAL**

1. Report for: Mo. 03/2009  
2. Reporting Company: Florida Power Corporation  
3. Plant Name: Crystal River 4 & 5

4. NAME, TITLE, TELEPHONE NUMBER OF CONTACT PERSON CONCERNING DATA  
SUBMITTED ON THIS FORM: Kelly Jo Irons, Associate Business Financial Analyst, (919) 546-5028

5. Signature of Official Submitting Report : *Denise Hards*  
Denise Hards - Lead Business Financial Analyst

6. DATE COMPLETED: 4/20/2009

Line No.	Supplier Name	Mine Location	Shipping Point	Transportation Mode	Tons	Effective Purchase Price (\$/Ton)	Additional Shorthaul & Loading Charges (\$/Ton)	Rail Rate (\$/Ton)	Other Rail Charges (\$/Ton)	River Barge Rate (\$/Ton)	Trans-loading Rate (\$/Ton)	Ocean Barge Rate (\$/Ton)	Other Water Charges (\$/Ton)	Other Related Charges (\$/Ton)	Transportation Charges (\$/Ton)	F.O.B. Plant Price (\$/Ton)
1	Transfer Facility	N/A	Davant, La	GB	76,612		N/A	N/A	N/A	N/A				N/A		\$94.22
2	Transfer Facility	N/A	Myrtle Grove, La	GB	153,565		N/A	N/A	N/A	N/A				N/A		\$102.20

MONTHLY REPORT OF COST AND QUALITY OF COAL FOR ELECTRIC PLANTS  
 ORIGIN, TONNAGE, DELIVERED PRICE AND AS RECEIVED QUALITY

**SPECIFIED  
 CONFIDENTIAL**

1. Report for: Mo. 03/2009  
 2. Reporting Company: Florida Power Corporation  
 3. Plant Name: Crystal River 4 & 5

4. NAME, TITLE, TELEPHONE NUMBER OF CONTACT PERSON CONCERNING DATA  
 SUBMITTED ON THIS FORM: Kelly Irons, Associate Business Financial Analyst, (919) 546-5028

5. Signature of Official Submitting Report:

*Denise Hards*  
 Denise Hards - Lead Business Financial Analyst

6. DATE COMPLETED: 4/20/2009

Line No.	Month Reported	Form Plant Name	Intended Generating Plant	Supplier Name	Original Line Number	Volume (tons)	Form No.	Column Title	Old Value	New Value	New F.O.B. Plant Price	Reason for Revision
(a)	(b)	(c)	(d)	(e)	(f)	(g)	(h)	(i)	(j)	(k)	(l)	(m)
NONE												

MONTHLY REPORT OF COST AND QUALITY OF COAL FOR ELECTRIC PLANTS  
ORIGIN, TONNAGE, DELIVERED PRICE AND AS RECEIVED QUALITY

**SPECIFIED  
CONFIDENTIAL**

1. Report for: Mo. 03/2009  
2. Reporting Company: Florida Power Corporation  
3. Plant Name: Transfer Facility - IMT

4. NAME, TITLE, TELEPHONE NUMBER OF CONTACT PERSON CONCERNING DATA  
SUBMITTED ON THIS FORM: Kelly Jo Irons, Associate Business Financial Analyst, (919) 546-5028

5. Signature of Official Submitting Report : *Denise Hards*  
Denise Hards - Lead Business Financial Analyst

6. DATE COMPLETED: 4/20/2009

Lin No	Supplier Name	Mine Location	Purchase Type	Transportation Mode	Tons	Effective Purchase Price (\$/Ton)	Total Transportation Cost (\$/Ton)	F.O.B. Plant Price (\$/Ton)	As Received Coal Quality			
									Percent Sulfur (%)	Btu Content (Btu/lb)	Percent Ash (%)	Percent Moisture (%)
(a)	(b)	(c)	(d)	(e)	(f)	(g)	(h)	(i)	(j)	(k)	(l)	(m)
1	Apex Coal Sales	8, WV, 45	MTC	B	16,275			\$54.02	0.52	9,599	28.74	5.99
2	Coalsales LLC	N/A	MTC	B	28,744			\$106.41	0.49	11,322	10.13	9.89
3	Coalsales LLC	N/A	MTC	B	18,121			\$105.37	0.47	11,079	10.99	10.64
4	Coalsales LLC	17, CO, 107	MTC	B	8,749			\$85.55	0.49	11,127	10.72	10.46
5	Emerald International (Swap)	17, CO, 29	S	OB	25,098			\$110.35	0.92	12,019	11.84	6.72
6	Keystone Industries LLC	8, WV, 39	MTC	B	6,842			\$77.26	0.72	12,386	10.94	6.84
7	Koch Carbon LLC	8, WV, 67	S	B	11,544			\$102.43	0.67	11,664	13.44	8.03
8	Magnum Coal Sales LLC	8, WV, 45	MTC	B	24,757			\$71.27	0.65	12,128	12.67	6.32
9	Oak Hill Corporation	N/A	MTC	B	22,657			\$125.83	0.97	12,003	10.68	7.66
10	Patriot Coal Sales	8, WV, 39	MTC	B	31,148			\$72.63	0.67	12,228	11.53	7.32

MONTHLY REPORT OF COST AND QUALITY OF COAL FOR ELECTRIC PLANTS  
ORIGIN, TONNAGE, DELIVERED PRICE AND AS RECEIVED QUALITY

**SPECIFIED  
CONFIDENTIAL**

1. Report for: Mo. 03/2009  
2. Reporting Company: Florida Power Corporation  
3. Plant Name: Transfer Facility - IMT

4. NAME, TITLE, TELEPHONE NUMBER OF CONTACT PERSON CONCERNING DATA  
SUBMITTED ON THIS FORM: Kelly Jo Irons, Associate Business Financial Analyst, (919) 546-5028

5. Signature of Official Submitting Report : *Denise Hards*  
Denise Hards - Lead Business Financial Analyst

6. DATE COMPLETED: 4/20/2009

Lin No	Supplier Name	Mine Location	Purchase Type	Tons	F.O.B. Mine Price (\$/Ton)	Short Haul & Loading Charges (\$/Ton)	Original Invoice Price (\$/Ton)	Retro-active Price Inc(Dec) (\$/Ton)	Base Price (\$/Ton)	Quality Adjust-ments (\$/Ton)	Effective Purchase Price (\$/Ton)
(a)	(b)	(c)	(d)	(e)	(f)	(g)	(h)	(i)	(j)	(k)	(l)
1	Apex Coal Sales	8, WV, 45	MTC	16,275		N/A		\$0.00			
2	Coalsales LLC	N/A	MTC	28,744		N/A		\$0.00			
3	Coalsales LLC	N/A	MTC	18,121		N/A		\$0.00			
4	Coalsales LLC	17, CO, 107	MTC	8,749		N/A		\$0.00			
5	Emerald International (Swap)	17, CO, 29	S	25,098		N/A		\$0.00			
6	Keystone Industries LLC	8, WV, 39	MTC	6,842		N/A		\$0.00			
7	Koch Carbon LLC	8, WV, 67	S	11,544		N/A		\$0.00			
8	Magnum Coal Sales LLC	8, WV, 45	MTC	24,757		N/A		\$0.00			
9	Oak Hill Corporation	N/A	MTC	22,657		N/A		\$0.00			
10	Patriot Coal Sales	8, WV, 39	MTC	31,148		N/A		\$0.00			

MONTHLY REPORT OF COST AND QUALITY OF COAL FOR ELECTRIC PLANTS  
ORIGIN, TONNAGE, DELIVERED PRICE AND AS RECEIVED QUALITY

**SPECIFIED  
CONFIDENTIAL**

1. Report for: Mo. 03/2009  
2. Reporting Company: Florida Power Corporation  
3. Plant Name: Transfer Facility - IMT

4. NAME, TITLE, TELEPHONE NUMBER OF CONTACT PERSON CONCERNING DATA  
SUBMITTED ON THIS FORM: Kelly Jo Irons, Associate Business Financial Analyst, (919) 546-5028

5. Signature of Official Submitting Report : *Denise Hards*  
Denise Hards - Lead Business Financial Analyst

6. DATE COMPLETED: 4/20/2009

Line No.	Supplier Name	Mine Location	Shipping Point	Transportation Mode	Tons	Effective Purchase Price (\$/Ton)	Additional Shorthaul & Loading Charges (\$/Ton)	Rail Rate (\$/Ton)	Other Rail Charges (\$/Ton)	River Barge Rate (\$/Ton)	Trans-loading Rate (\$/Ton)	Ocean Barge Rate (\$/Ton)	Other Water Charges (\$/Ton)	Other Related Charges (\$/Ton)	Transportation Charges (\$/Ton)	F.O.B. Plant Price (\$/Ton)
(a)	(b)	(c)	(d)	(e)	(f)	(g)	(h)	(i)	(j)	(k)	(l)	(m)	(n)	(o)	(p)	(q)
1	Apex Coal Sales	8, WV, 45	Amherstdale	B	16,275		N/A	N/A	N/A			N/A		N/A		\$54.02
2	Coalsales LLC	N/A	Cahokia Colorad	B	28,744		N/A	N/A	N/A			N/A		N/A		\$106.41
3	Coalsales LLC	N/A	Cora Dock Color	B	18,121		N/A	N/A	N/A			N/A		N/A		\$105.37
4	Coalsales LLC	17, CO, 107	Twenty Mile	B	8,749		N/A	N/A	N/A			N/A		N/A		\$85.55
5	Emerald International (Swap)	17, CO, 29	West Elk	OB	25,098		N/A	N/A	N/A	N/A		N/A		N/A		\$110.35
6	Keystone Industries LLC	8, WV, 39	Marmet Dock	B	6,842		N/A	N/A	N/A			N/A		N/A		\$77.26
7	Koch Carbon LLC	8, WV, 67	Lockwood Dock	B	11,544		N/A	N/A	N/A			N/A		N/A		\$102.43
8	Magnum Coal Sales LLC	8, WV, 45	Panther Mining	B	24,757		N/A	N/A	N/A			N/A		N/A		\$71.27
9	Oak Hill Corporation	N/A	Nymex Pool	B	22,657		N/A	N/A	N/A			N/A		N/A		\$125.83
10	Patriot Coal Sales	8, WV, 39	Kanahwa Eagle	B	31,148		N/A	N/A	N/A			N/A		N/A		\$72.63

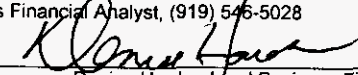
MONTHLY REPORT OF COST AND QUALITY OF COAL FOR ELECTRIC PLANTS  
 ORIGIN, TONNAGE, DELIVERED PRICE AND AS RECEIVED QUALITY

**SPECIFIED  
 CONFIDENTIAL**

1. Report for: Mo. 03/2009  
 2. Reporting Company: Florida Power Corporation  
 3. Plant Name: Transfer Facility - IMT

4. NAME, TITLE, TELEPHONE NUMBER OF CONTACT PERSON CONCERNING DATA  
 SUBMITTED ON THIS FORM: Kelly Irons, Associate Business Financial Analyst, (919) 546-5028

5. Signature of Official Submitting Report:



Denise Hards - Lead Business Financial Analyst

6. DATE COMPLETED: 4/20/2009

Line No.	Month Reported	Form Plant Name	Intended Generating Plant	Supplier Name	Original Line Number	Volume (tons)	Form No.	Column Title	Old Value	New Value	New F.O.B. Plant Price	Reason for Revision
(a)	(b)	(c)	(d)	(e)	(f)	(g)	(h)	(i)	(j)	(k)	(l)	(m)

NONE

MONTHLY REPORT OF COST AND QUALITY OF COAL FOR ELECTRIC PLANTS  
ORIGIN, TONNAGE, DELIVERED PRICE AND AS RECEIVED QUALITY

**SPECIFIED  
CONFIDENTIAL**

1. Report for: Mo. 03/2009  
 2. Reporting Company: Florida Power Corporation  
 3. Plant Name: Transfer Facility - UBT

4. NAME, TITLE, TELEPHONE NUMBER OF CONTACT PERSON CONCERNING DATA  
 SUBMITTED ON THIS FORM: Kelly Jo Irons, Associate Business Financial Analyst, (919) 546-5028

5. Signature of Official Submitting Report : *Denise Hards*  
 Denise Hards - Lead Business Financial Analyst

6. DATE COMPLETED: 4/20/2009

Lin No	Supplier Name	Mine Location	Purchas Type	Transpor- tation Mode	Tons	Effective Purchase Price (\$/Ton)	Total Transpor- tation Cost (\$/Ton)	F.O.B. Plant Price (\$/Ton)	As Received Coal Quality			
									Percent Sulfur (%)	Btu Content (Btu/lb)	Percent Ash (%)	Percent Moisture (%)
(a)	(b)	(c)	(d)	(e)	(f)	(g)	(h)	(i)	(j)	(k)	(l)	(m)
1	Apex Coal Sales	8, WV, 45	MTC	B	8,787			\$51.62	0.50	9,939	26.98	6.24
2	Coalsales LLC	N/A	MTC	B	3,387			\$104.52	0.47	11,274	10.23	10.16
3	Coalsales LLC	17, CO, 107	MTC	B	11,752			\$85.55	0.44	11,421	9.79	9.68



MONTHLY REPORT OF COST AND QUALITY OF COAL FOR ELECTRIC PLANTS  
ORIGIN, TONNAGE, DELIVERED PRICE AND AS RECEIVED QUALITY

**SPECIFIED  
CONFIDENTIAL**

1. Report for: Mo. 03/2009  
2. Reporting Company: Florida Power Corporation  
3. Plant Name: Transfer Facility - UBT

4. NAME, TITLE, TELEPHONE NUMBER OF CONTACT PERSON CONCERNING DATA  
SUBMITTED ON THIS FORM: Kelly Jo Irons, Associate Business Financial Analyst, (919) 546-5028

5. Signature of Official Submitting Report : *Denise Hards*  
Denise Hards - Lead Business Financial Analyst

6. DATE COMPLETED: 4/20/2009

Lin No	Supplier Name	Mine Location	Purchas Type	Tons	F.O.B. Mine Price (\$/Ton)	Short Haul & Loading Charges (\$/Ton)	Original Invoice Price (\$/Ton)	Retro-active Price Inc(Dec) (\$/Ton)	Base Price (\$/Ton)	Quality Adjust-ments (\$/Ton)	Effective Purchase Price (\$/Ton)
(a)	(b)	(c)	(d)	(e)	(f)	(g)	(h)	(i)	(j)	(k)	(l)
1	Apex Coal Sales	8, WV, 45	MTC	8,787		N/A		\$0.00			
2	Coalsales LLC	N/A	MTC	3,387		N/A		\$0.00			
3	Coalsales LLC	17, CO, 107	MTC	11,752		N/A		\$0.00			

MONTHLY REPORT OF COST AND QUALITY OF COAL FOR ELECTRIC PLANTS  
ORIGIN, TONNAGE, DELIVERED PRICE AND AS RECEIVED QUALITY

**SPECIFIED  
CONFIDENTIAL**

1. Report for: Mo. 03/2009  
2. Reporting Company: Florida Power Corporation  
3. Plant Name: Transfer Facility - UBT

4. NAME, TITLE, TELEPHONE NUMBER OF CONTACT PERSON CONCERNING DATA  
SUBMITTED ON THIS FORM: Kelly Jo Irons, Associate Business Financial Analyst, (919) 546-5028

5. Signature of Official Submitting Report: *Denise Hards*  
Denise Hards - Lead Business Financial Analyst

6. DATE COMPLETED: 4/20/2009

Line No.	Supplier Name	Mine Location	Shipping Point	Transportation Mode	Tons	Effective Purchase Price (\$/Ton)	Additional Shorthaul & Loading Charges (\$/Ton)	Rail Rate (\$/Ton)	Other Rail Charges (\$/Ton)	River Barge Rate (\$/Ton)	Trans-loading Rate (\$/Ton)	Ocean Barge Rate (\$/Ton)	Other Water Charges (\$/Ton)	Other Related Charges (\$/Ton)	Transportation Charges (\$/Ton)	F.O.B. Plant Price (\$/Ton)
(a)	(b)	(c)	(d)	(e)	(f)	(g)	(h)	(i)	(j)	(k)	(l)	(m)	(n)	(o)	(p)	(q)
1	Apex Coal Sales	8, WV, 45	Amherstdale	B	8,787		N/A	N/A	N/A			N/A		N/A		\$51.62
2	Coalsales LLC	N/A	Cahokia Colorad	B	3,387		N/A	N/A	N/A			N/A		N/A		\$104.52
3	Coalsales LLC	17, CO, 107	Twenty Mile	B	11,752		N/A	N/A	N/A			N/A		N/A		\$85.55

MONTHLY REPORT OF COST AND QUALITY OF COAL FOR ELECTRIC PLANTS  
 ORIGIN, TONNAGE, DELIVERED PRICE AND AS RECEIVED QUALITY

**SPECIFIED  
 CONFIDENTIAL**

1. Report for: Mo. 03/2009  
 2. Reporting Company: Florida Power Corporation  
 3. Plant Name: Transfer Facility - UBT

4. NAME, TITLE, TELEPHONE NUMBER OF CONTACT PERSON CONCERNING DATA  
 SUBMITTED ON THIS FORM: Kelly Irons, Associate Business Financial Analyst, (919) 546-5028

5. Signature of Official Submitting Report:

*[Handwritten Signature]*  
 Denise Hards - Lead Business Financial Analyst

6. DATE COMPLETED: 4/20/2009

Line No.	Month Reported	Form Plant Name	Intended Generating Plant	Supplier Name	Original Line Number	Volume (tons)	Form No.	Column Title	Old Value	New Value	New F.O.B. Plant Price	Reason for Revision
(a)	(b)	(c)	(d)	(e)	(f)	(g)	(h)	(i)	(j)	(k)	(l)	(m)


NONE

Progress Energy Florida, Inc.

CERTIFICATE OF SERVICE

Docket No. 090001-EI

I HEREBY CERTIFY that a true copy of Progress Energy Florida, Inc.'s FPSC 423 Forms for the month of March 2009 have been furnished to the following individuals via U.S. Mail on this 23rd day of April, 2009.



---

Attorney

James W. Brew  
Brickfield, Burchette, Ritts & Stone, P.C.  
1025 Thomas Jefferson St. NW  
8<sup>th</sup> Floor, West Tower  
Washington, DC 20007-5201

Keino Young  
Lisa Bennett, Esq.  
Florida Public Service Commission  
2540 Shumard Oak Blvd.  
Tallahassee, FL 32399-0850

Lee L. Willis, Esq.  
James D. Beasley, Esq.  
Ausley & McMullen  
P.O. Box 391  
Tallahassee, FL 32302

Susan D. Ritenour  
Gulf Power Company  
One Energy Place  
Pensacola, FL 32520-0780

Jeffrey A. Stone  
Russell A. Badders  
Steven R. Griffin  
Beggs & Lane  
P.O. Box 12950  
Pensacola, FL 32591

Ms. Paula K. Brown  
Regulatory Affairs  
Tampa Electric Company  
P.O. Box 111  
Tampa, FL 33601-0111

Norman Horton, Jr.  
Messer, Caparello & Self, P.A.  
P.O. Box 15579  
Tallahassee, FL 32317

Joseph A. McGlothlin, Esq.  
Office of Public Counsel  
111 W. Madison St., Room 812  
Tallahassee, FL 32399

Florida Industrial Power Users Group  
John W. McWhirter, Jr.  
McWhirter, Reeves & Davidson, P.A.  
PO Box 3350  
Tampa, FL 33601-3350

Ms. Cheryl Martin  
Florida Public Utilities Company  
P.O. Box 3395  
West Palm Beach, FL 33402-3395

Florida Power & Light Co.  
John T. Butler  
700 Universe Blvd.  
Juno Beach, FL 33408-0420

Charlie Beck  
Office of Public Counsel  
111 W. Madison Street, #812  
Tallahassee, FL 32399-1400  
beck.charles@leg.state.fl.us

Florida Power & Light Co.  
R. Wade Litchfield  
215 s. Monroe Street, Suite 810  
Tallahassee, FL 32301-1859