

AUSLEY & McMULLEN

ATTORNEYS AND COUNSELORS AT LAW

227 SOUTH CALHOUN STREET
P.O. BOX 391 (ZIP 32302)
TALLAHASSEE, FLORIDA 32301
(850) 224-9115 FAX (850) 222-7560

June 15, 2009

HAND DELIVERED

RECEIVED-FPSC
09 JUN 15 PM 3:21
COMMISSION
CLERK

Ms. Ann Cole, Director
Office of Commission Clerk
Florida Public Service Commission
2540 Shumard Oak Boulevard
Tallahassee, Florida 32399-0850

Re: Fuel and Purchased Power Cost Recovery Clause
and Generating Performance Incentive Factor;
FPSC Docket No. 090001-EI

Dear Ms. Cole:

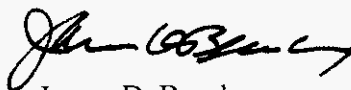
Enclosed for filing in the above-styled docket are the original and ten (10) copies of Tampa Electric Company's Forms 423-1, 423-1(a), 423-1(b), 423-2, 423-2(a), 423-2(b) and 423-2(c) for the month of April 2009. Portions of Forms 423-1(a), 423-2, 423-2(a) and 423-2(b) have been whited out to delete certain confidential proprietary business information which is the subject of a separate request for specified confidential treatment being simultaneously filed herewith.

- COM _____
- ECR** _____
- GCL 2 _____
- OPC _____
- RCP _____
- SSC _____
- SGA _____
- ADM _____
- CLK _____

Please acknowledge receipt and filing of the above by stamping the duplicate copy of this letter and returning same to this writer.

Thank you for your assistance in connection with this matter.

Sincerely,


James D. Beasley

JDB/pp
Enclosures

cc: All Parties of Record (w/o enc.)

DOCUMENT NUMBER-DATE

35956 JUN 15 8

FPSC-COMMISSION CLERK

MONTHLY REPORT OF COST AND QUALITY OF FUEL OIL FOR ELECTRIC PLANTS
ORIGIN, VOLUME, DELIVERED PRICE AND AS RECEIVED QUALITY


1. Reporting Month: April Year: 2009

2. Reporting Company: Tampa Electric Company

3. Name, Title & Telephone Number of Contact Person Concerning Data

Submitted on this Form: Jeffrey Chronister, Assistant Controller
(813) - 228 - 1609

4. Signature of Official Submitting Report:



Jeffrey Chronister, Assistant Controller

5. Date Completed: June 15, 2009

Line No. (a)	Plant Name (b)	Supplier Name (c)	Shipping Point (d)	Purchase Type (e)	Delivery Location (f)	Delivery Date (g)	Type Oil (h)	Sulfur Content % (i)	BTU Content (BTU/Gal) (j)	Volume (Bbls) (k)	Delivered Price (\$/Bbl) (l)
1.	Big Bend	Transmontaigne	Manatee	MTC	Big Bend	04/29/09	F02	*	*	708.67	\$62.35
2.	Big Bend	Transmontaigne	Manatee	MTC	Big Bend	04/30/09	F02	*	*	709.29	\$62.49
3.	Polk	Transmontaigne	Manatee	MTC	Polk	04/01/09	F02	*	*	548.17	\$63.65
4.	Polk	Transmontaigne	Manatee	MTC	Polk	04/02/09	F02	*	*	548.67	\$67.86
5.	Polk	Transmontaigne	Manatee	MTC	Polk	04/03/09	F02	*	*	548.24	\$67.56
6.	Polk	Transmontaigne	Manatee	MTC	Polk	04/04/09	F02	*	*	548.50	\$67.56
7.	Polk	Transmontaigne	Manatee	MTC	Polk	04/09/09	F02	*	*	548.60	\$66.21
8.	Polk	Transmontaigne	Manatee	MTC	Polk	04/10/09	F02	*	*	548.67	\$66.21
9.	Polk	Transmontaigne	Manatee	MTC	Polk	04/11/09	F02	*	*	899.24	\$66.21
10.	Polk	Transmontaigne	Manatee	MTC	Polk	04/13/09	F02	*	*	548.12	\$64.71
11.	Polk	Transmontaigne	Manatee	MTC	Polk	04/14/09	F02	*	*	903.90	\$64.93
12.	Polk	Transmontaigne	Manatee	MTC	Polk	04/15/09	F02	*	*	181.36	\$64.94
13.	Polk	Transmontaigne	Manatee	MTC	Polk	04/18/09	F02	*	*	539.05	\$66.66
14.	Polk	Transmontaigne	Manatee	MTC	Polk	04/20/09	F02	*	*	546.64	\$62.13

* No analysis taken
FPSC FORM 423-1 (2/87)


DOCUMENT NUMBER 05956 JUN 15 8
FPSC-COMMISSION CLEAR

MONTHLY REPORT OF COST AND QUALITY OF FUEL OIL FOR ELECTRIC PLANTS
ORIGIN, VOLUME, DELIVERED PRICE AND AS RECEIVED QUALITY

1. Reporting Month: April Year: 2009

2. Reporting Company: Tampa Electric Company

3. Name, Title & Telephone Number of Contact Person Concerning Data
Submitted on this Form: Jeffrey Chronister, Assistant Controller
(813) - 228 - 1609

4. Signature of Official Submitting Report: 
Jeffrey Chronister, Assistant Controller

5. Date Completed: June 15, 2009

Line No. (a)	Plant Name (b)	Supplier Name (c)	Shipping Point (d)	Purchase Type (e)	Delivery Location (f)	Delivery Date (g)	Type Oil (h)	Sulfur Content % (i)	BTU Content (BTU/Gal) (j)	Volume (Bbls) (k)	Delivered Price (\$/Bbl) (l)
15.	Polk	Transmontaigne	Manatee	MTC	Polk	04/21/09	F02	*	*	538.81	\$62.81
16.	Polk	Transmontaigne	Manatee	MTC	Polk	04/22/09	F02	*	*	546.21	\$61.64
17.	Polk	Transmontaigne	Manatee	MTC	Polk	04/23/09	F02	*	*	1,085.64	\$61.09
18.	Phillips	Transmontaigne	Manatee	MTC	Phillips	04/22/09	F02	*	*	354.71	\$62.17
19.	Phillips	Transmontaigne	Manatee	MTC	Phillips	04/01/09	F06	*	*	309.29	\$48.33
20.	Phillips	Transmontaigne	Manatee	MTC	Phillips	04/02/09	F06	*	*	311.33	\$48.33
21.	Phillips	Transmontaigne	Manatee	MTC	Phillips	04/03/09	F06	*	*	459.21	\$48.33
22.	Phillips	Transmontaigne	Manatee	MTC	Phillips	04/06/09	F06	*	*	154.17	\$48.33
23.	Phillips	Transmontaigne	Manatee	MTC	Phillips	04/07/09	F06	*	*	156.81	\$48.33
24.	Phillips	Transmontaigne	Manatee	MTC	Phillips	04/23/09	F06	*	*	456.26	\$54.85
25.	Phillips	Transmontaigne	Manatee	MTC	Phillips	04/24/09	F06	*	*	310.76	\$54.85
26.	Phillips	Transmontaigne	Manatee	MTC	Phillips	04/27/09	F06	*	*	624.36	\$54.85
27.	Phillips	Transmontaigne	Manatee	MTC	Phillips	04/28/09	F06	*	*	628.81	\$54.85
28.	Phillips	Transmontaigne	Manatee	MTC	Phillips	04/29/09	F06	*	*	619.29	\$54.85
29.	Phillips	Transmontaigne	Manatee	MTC	Phillips	04/30/09	F06	*	*	158.88	\$54.85

MONTHLY REPORT OF COST AND QUALITY OF FUEL OIL FOR ELECTRIC PLANTS
 DETAIL OF INVOICE AND TRANSPORTATION CHARGES

1. Reporting Month: April Year: 2009
 2. Reporting Company: Tampa Electric Company

3. Name, Title & Telephone Number of Contact Person Concerning Data
 Submitted on this Form: Jeffrey Chronister, Assistant Controller
 (813) - 228 - 1609

4. Signature of Official Submitting Report: 
 Jeffrey Chronister, Assistant Controller

5. Date Completed: June 15, 2009

Line No. (a)	Plant Name (b)	Supplier Name (c)	Delivery Location (d)	Delivery Date (e)	Type Oil (f)	Volume (Bbls) (g)	Invoice Price (\$/Bbl) (h)	Invoice Amount \$ (i)	Discount \$ (j)	Net Amount \$ (k)	Net Price (\$/Bbl) (l)	Quality Adjust. (\$/Bbl) (m)	Effective Purchase Price (\$/Bbl) (n)	Transport to Terminal (\$/Bbl) (o)	Add'l Transport Charges (\$/Bbl) (p)	Other Charges (\$/Bbl) (q)	Delivered Price (\$/Bbl) (r)
1.	Big Bend	Transmontaigne	Big Bend	04/29/09	F02	708.67									\$0.00	\$0.00	\$62.35
2.	Big Bend	Transmontaigne	Big Bend	04/30/09	F02	709.29									\$0.00	\$0.00	\$62.49
3.	Polk	Transmontaigne	Polk	04/01/09	F02	548.17									\$0.00	\$0.00	\$63.65
4.	Polk	Transmontaigne	Polk	04/02/09	F02	548.67									\$0.00	\$0.00	\$67.86
5.	Polk	Transmontaigne	Polk	04/03/09	F02	548.24									\$0.00	\$0.00	\$67.56
6.	Polk	Transmontaigne	Polk	04/04/09	F02	548.50									\$0.00	\$0.00	\$67.56
7.	Polk	Transmontaigne	Polk	04/09/09	F02	548.60									\$0.00	\$0.00	\$66.21
8.	Polk	Transmontaigne	Polk	04/10/09	F02	548.67									\$0.00	\$0.00	\$66.21
9.	Polk	Transmontaigne	Polk	04/11/09	F02	899.24									\$0.00	\$0.00	\$66.21
10.	Polk	Transmontaigne	Polk	04/13/09	F02	548.12									\$0.00	\$0.00	\$64.71
11.	Polk	Transmontaigne	Polk	04/14/09	F02	903.90									\$0.00	\$0.00	\$64.93
12.	Polk	Transmontaigne	Polk	04/15/09	F02	181.36									\$0.00	\$0.00	\$64.94
13.	Polk	Transmontaigne	Polk	04/18/09	F02	539.05									\$0.00	\$0.00	\$66.66
14.	Polk	Transmontaigne	Polk	04/20/09	F02	546.64									\$0.00	\$0.00	\$62.13


MONTHLY REPORT OF COST AND QUALITY OF FUEL OIL FOR ELECTRIC PLANTS
 DETAIL OF INVOICE AND TRANSPORTATION CHARGES

1. Reporting Month: April Year: 2009

2. Reporting Company: Tampa Electric Company

3. Name, Title & Telephone Number of Contact Person Concerning Data
 Submitted on this Form: Jeffrey Chronister, Assistant Controller
 (813) - 228 - 1609

4. Signature of Official Submitting Report:



Jeffrey Chronister, Assistant Controller


5. Date Completed: June 15, 2009

Line No.	Plant Name	Supplier Name	Delivery Location	Delivery Date	Type Oil	Volume (Bbls)	Invoice Price (\$/Bbl)	Invoice Amount \$	Discount \$	Net Amount \$	Net Price (\$/Bbl)	Quality Adjust. (\$/Bbl)	Effective Purchase Price (\$/Bbl)	Transport to Terminal (\$/Bbl)	Add'l Transport Charges (\$/Bbl)	Other Charges (\$/Bbl)	Delivered Price (\$/Bbl)
(a)	(b)	(c)	(d)	(e)	(f)	(g)	(h)	(i)	(j)	(k)	(l)	(m)	(n)	(o)	(p)	(q)	(r)
15.	Polk	Transmontaigne	Polk	04/21/09	F02	538.81									\$0.00	\$0.00	\$62.81
16.	Polk	Transmontaigne	Polk	04/22/09	F02	546.21									\$0.00	\$0.00	\$61.64
17.	Polk	Transmontaigne	Polk	04/23/09	F02	1,085.64									\$0.00	\$0.00	\$61.09
18.	Phillips	Transmontaigne	Phillips	04/22/09	F02	354.71									\$0.00	\$0.00	\$62.17
19.	Phillips	Transmontaigne	Phillips	04/01/09	F06	309.29									\$0.00	\$0.00	\$48.33
20.	Phillips	Transmontaigne	Phillips	04/02/09	F06	311.33									\$0.00	\$0.00	\$48.33
21.	Phillips	Transmontaigne	Phillips	04/03/09	F06	459.21									\$0.00	\$0.00	\$48.33
22.	Phillips	Transmontaigne	Phillips	04/06/09	F06	154.17									\$0.00	\$0.00	\$48.33
23.	Phillips	Transmontaigne	Phillips	04/07/09	F06	156.81									\$0.00	\$0.00	\$48.33
24.	Phillips	Transmontaigne	Phillips	04/23/09	F06	456.26									\$0.00	\$0.00	\$54.85
25.	Phillips	Transmontaigne	Phillips	04/24/09	F06	310.76									\$0.00	\$0.00	\$54.85
26.	Phillips	Transmontaigne	Phillips	04/27/09	F06	624.36									\$0.00	\$0.00	\$54.85
27.	Phillips	Transmontaigne	Phillips	04/28/09	F06	628.81									\$0.00	\$0.00	\$54.85
28.	Phillips	Transmontaigne	Phillips	04/29/09	F06	619.29									\$0.00	\$0.00	\$54.85
29.	Phillips	Transmontaigne	Phillips	04/30/09	F06	158.88									\$0.00	\$0.00	\$54.85

MONTHLY REPORT OF COST AND QUALITY OF FUEL OIL FOR ELECTRIC PLANTS
REPORT OF ADJUSTMENTS TO PREVIOUS OIL DELIVERIES

1. Reporting Month: April Year: 2009
2. Reporting Company: Tampa Electric Company

3. Name, Title & Telephone Number of Contact Person Concerning Data:
Submitted on this Form: Jeffrey Chronister, Assistant Controller Financial Reporting
(813) - 228 - 1609

4. Signature of Official Submitting Report: 
Jeffrey Chronister, Assistant Controller

5. Date Completed: June 15, 2009

Line No. (a)	Month Reported (b)	Form Plant Name (c)	Supplier (d)	Original Line Number (e)	Old Volume (Bbls) (f)	Form No. (g)	Column Designator & Title (h)	Old Value (i)	New Value (j)	New Delivered Price (\$/Bbls) (k)	Reason for Revision (l)
-----------------	-----------------------	------------------------	-----------------	-----------------------------	--------------------------	-----------------	----------------------------------	------------------	------------------	--------------------------------------	----------------------------

None.


**MONTHLY REPORT OF COST AND QUALITY OF COAL FOR ELECTRIC PLANTS
ORIGIN, TONNAGE, DELIVERED PRICE AND AS RECEIVED QUALITY**

1. Reporting Month: April Year: 2009

2. Reporting Company: Tampa Electric Company

3. Plant Name: United Maritime Group - Big Bend Station (1)

4. Name, Title & Telephone Number of Contact Person Concerning Data
Submitted on this Form: Jeffrey Chronister, Assistant Controller
(813) 228 - 1609

5. Signature of Official Submitting Form: 
Jeffrey Chronister, Assistant Controller

6. Date Completed: June 15, 2009

Line No. (a)	Supplier Name (b)	Mine Location (c)	Purchase Type (d)	Transport Mode (e)	Tons (f)	Effective Purchase Price (\$/Ton) (g)	Total Transport Charges (\$/Ton) (h)	Delivered Price Transfer Facility (\$/Ton) (i)	As Received Coal Quality			
									Sulfur Content % (j)	BTU Content (BTU/lb) (k)	Ash Content % (l)	Moisture Content % (m)
1.	Alliance Coal	9,KY,107	LTC	RB	97,307.30	\$45.87	\$8.62	\$54.49	3.22	12,481	8.08	7.80
2.	Alliance Coal	9,KY,107	LTC	RB	53,235.70	\$61.80	\$8.62	\$70.42	3.19	12,510	8.26	7.43
3.	Coal Sales	10,IL,165	LTC	RB	71,487.61	\$38.00	\$8.81	\$46.81	2.99	12,189	8.90	8.48
4.	Coal Sales	10,IL,157	S	RB	22,975.00	\$70.00	\$9.26	\$79.26	3.02	10,993	8.73	13.72
5.	Ken American	10,IL,165	S	RB	36,000.02	\$77.55	\$7.77	\$85.32	2.50	11,866	7.85	11.53
6.	Knight Hawk	10,IL,145	S	RB	1,942.76	\$28.50	\$9.26	\$37.76	2.91	11,247	8.92	12.11
7.	Knight Hawk	10,IL,145	LTC	RB	66,580.18	\$31.50	\$10.47	\$41.97	2.70	11,103	9.02	13.15
8.	Knight Hawk	10,IL,145	LTC	RB	10,508.74	\$44.31	\$9.26	\$53.57	2.69	11,045	9.14	13.39
9.	American Coal	10,IL,165	S	RB	24,000.00	\$59.00	\$7.77	\$66.77	2.50	11,864	7.64	11.70
10.	Phoenix	9,KY,177	S	RB	3,192.40	\$32.05	\$11.36	\$43.41	3.29	11,204	9.99	12.24
11.	SMCC	9, KY, 233	S	RB	21,384.30	\$35.00	\$10.54	\$45.54	2.85	11,700	10.38	9.67
12.	Williamson Energy	10,IL,199	S	RB	14,033.00	\$34.00	\$8.62	\$42.62	1.40	11,679	8.21	12.11

(1) As TECO Bulk Terminal Transfer Facility is a central storage site for coal prior to its delivery to the power plant, the coal from suppliers noted on this schedule is delivered to Big Bend Station but could ultimately be delivered to Pok Station.

(2) Tons received via rail to Kinder Morgan Terminal.

MONTHLY REPORT OF COST AND QUALITY OF COAL FOR ELECTRIC PLANTS
 DETAILED PURCHASED COAL INVOICE INFORMATION


1. Reporting Month: April Year: 2009

2. Reporting Company: Tampa Electric Company

3. Plant Name: United Maritime Group - Big Bend Station (1)

4. Name, Title & Telephone Number of Contact Person Concerning Data
 Submitted on this Form: Jeffrey Chronister, Assistant Controller
 (813) - 228 - 1609

5. Signature of Official Submitting Form:



Jeffrey Chronister, Assistant Controller

6. Date Completed: June 15, 2009

Line No. (a)	Supplier Name (b)	Mine Location (c)	Purchase Type (d)	Tons (e)	F.O.B. (2) Mine Price (\$/Ton) (f)	Shorthaul & Loading Charges (\$/Ton) (g)	Original Invoice Price (\$/Ton) (h)	Retro-active Price Adjustments (\$/Ton) (i)	Base Price (\$/Ton) (j)	Quality Adjustments (\$/Ton) (k)	Effective Purchase Price (\$/Ton) (l)
1.	Alliance Coal	9,KY,107	LTC	97,307.30	N/A	\$0.00		\$4.59		\$0.00	
2.	Alliance Coal	9,KY,107	LTC	53,235.70	N/A	\$0.00		\$4.59		\$0.00	
3.	Coal Sales	10,IL,165	LTC	71,487.61	N/A	\$0.00		\$0.60		\$0.00	
4.	Coal Sales	10,IL,157	S	22,975.00	N/A	\$0.00		\$0.00		\$0.00	
5.	Ken American	10,IL,165	S	36,000.02	N/A	\$0.00		\$0.00		\$0.00	
6.	Knight Hawk	10,IL,145	S	1,942.76	N/A	\$0.00		\$0.00		\$0.00	
7.	Knight Hawk	10,IL,145	LTC	66,580.18	N/A	\$0.00		\$0.00		\$0.00	
8.	Knight Hawk	10,IL,145	LTC	10,508.74	N/A	\$0.00		\$0.00		\$0.00	
9.	American Coal	10,IL,165	S	24,000.00	N/A	\$0.00		\$0.00		\$0.00	
10.	Phoenix	9,KY,177	S	3,192.40	N/A	\$0.00		\$0.00		\$0.00	
11.	SMCC	9, KY, 233	S	21,384.30	N/A	\$0.00		\$0.00		\$0.00	
12.	Williamson Energy	10,IL,199	S	14,033.00	N/A	\$0.00		\$0.00		\$0.00	

(1) As United Maritime Group Terminal Transfer Facility is a central storage site for coal prior to its delivery to the power plant, the coal from suppliers noted on this schedule is usually delivered to Big Bend Station but could ultimately be delivered to Polk Station.


(2) Tampa Electric purchases coal F.O.B. shipping point or F.O.B. destination.

MONTHLY REPORT OF COST AND QUALITY OF COAL FOR ELECTRIC PLANTS
 DETAIL OF TRANSPORTATION CHARGES

1. Reporting Month: April Year: 2009
 2. Reporting Company: Tampa Electric Company
 3. Plant Name: United Maritime Group - Big Bend Station (1)

4. Name, Title & Telephone Number of Contact Person Concerning Data
 Submitted on this Form: Jeffrey Chronister, Assistant Controller
 (813) - 228 - 1609

5. Signature of Official Submitting Form:



Jeffrey Chronister, Assistant Controller

6. Date Completed: June 15, 2009

Line No. (a)	Supplier Name (b)	Mine Location (c)	Shipping Point (d)	Transport Mode (e)	Tons (f)	(2) Effective Purchase Price (\$/Ton) (g)	Add'l Shorthaul & Loading Charges (\$/Ton) (h)	Rail Charges		Waterborne Charges					Total Transportation Charges (\$/Ton) (p)	Delivered Price Facility (\$/Ton) (q)	
								Rail Rate (\$/Ton) (i)	Other Rail Charges (\$/Ton) (j)	River Barge Rate (\$/Ton) (k)	Trans-loading Rate (\$/Ton) (l)	Ocean Barge Rate (\$/Ton) (m)	Other Water Charges (\$/Ton) (n)	Other Related Charges (\$/Ton) (o)			
1.	Alliance Coal	9,KY,107	Hopkins Cnty., IL	RB	97,307.30		\$0.00		\$0.00								\$54.49
2.	Alliance Coal	9,KY,107	Hopkins Cnty., IL	RB	53,235.70		\$0.00		\$0.00								\$70.42
3.	Coal Sales	10,IL,165	Saline Cnty., IL	RB	71,487.61		\$0.00		\$0.00								\$46.81
4.	Coal Sales	10,IL,157	Randolph Cnty., IL	RB	22,975.00		\$0.00		\$0.00								\$79.26
5.	Ken American	10,IL,165	Saline Cnty., IL	RB	36,000.02		\$0.00		\$0.00								\$85.32
6.	Knight Hawk	10,IL,145	Jackson & Perry Cnty., IL	RB	1,942.76		\$0.00		\$0.00								\$37.76
7.	Knight Hawk	10,IL,145	Jackson & Perry Cnty., IL	RB	66,580.18		\$0.00		\$0.00								\$41.97
8.	Knight Hawk	10,IL,145	Jackson & Perry Cnty., IL	RB	10,508.74		\$0.00		\$0.00								\$53.57
9.	American Coal	10,IL,165	Saline Cnty., IL	RB	24,000.00		\$0.00		\$0.00								\$66.77
10.	Phoenix	9,KY,177	Muhlenberg Cnty., KY	RB	3,192.40		\$0.00		\$0.00								\$43.41
11.	SMCC	9, KY, 233	Webster Cnty., KY	RB	21,384.30		\$0.00		\$0.00								\$45.54
12.	Williamson Ehergy	10,IL,199	Williamson Cnty., IL	RB	14,033.00		\$0.00		\$0.00								\$42.62

(1) As United Maritime Group Terminal Transfer Facility is a central storage site for coal prior to its delivery to the power plant, the coal from suppliers noted on this schedule is usually delivered to Big Bend Station but could ultimately be delivered to Polk Station.
 (2) Tampa Electric purchases coal F.O.B. shipping point or F.O.B. destination.


MONTHLY REPORT OF COST AND QUALITY OF COAL FOR ELECTRIC PLANTS
ORIGIN, TONNAGE, DELIVERED PRICE AND AS RECEIVED QUALITY

1. Reporting Month: April Year: 2009

2. Reporting Company: Tampa Electric Company

3. Plant Name: United Maritime Group Transfer Facility - Polk Station (1)

4. Name, Title & Telephone Number of Contact Person Concerning Data
Submitted on this Form: Jeffrey Chronister, Assistant Controller
(813) 228 - 1609

5. Signature of Official Submitting Form: 
Jeffrey Chronister, Assistant Controller

6. Date Completed: June 15, 2009

Line No. (a)	Supplier Name (b)	Mine Location (c)	Purchase Type (d)	Transport Mode (e)	Tons (f)	Effective Purchase Price (\$/Ton) (g)	Total Transport Charges (\$/Ton) (h)	Delivered Price Transfer Facility (\$/Ton) (i)	As Received Coal Quality			
									Sulfur Content % (j)	BTU Content (BTU/lb) (k)	Ash Content % (l)	Moisture Content % (m)
1.	Valero	N/A	S	RB	35,454.14			\$20.95	4.67	13,881	0.32	8.76

(1) As United Maritime Group Transfer Facility is a central storage site for coal prior to its delivery to the power plant, the coal from suppliers noted on this schedule is delivered to Polk Station but could ultimately be delivered to Big Bend Station.


MONTHLY REPORT OF COST AND QUALITY OF COAL FOR ELECTRIC PLANTS
 DETAILED PURCHASED COAL INVOICE INFORMATION

1. Reporting Month: April Year: 2009

2. Reporting Company: Tampa Electric Company

3. Plant Name: United Maritime Group Transfer Facility - Polk Station (1)

4. Name, Title & Telephone Number of Contact Person Concerning Data
 Submitted on this Form: Jeffrey Chronister, Manager Financial Reporting
 (813) - 228 - 1609

5. Signature of Official Submitting Form: 
 Jeffrey Chronister, Assistant Controller

6. Date Completed: June 15, 2009

Line No. (a)	Supplier Name (b)	Mine Location (c)	Purchase Type (d)	Tons (e)	F.O.B.(2) Mine Price (\$/Ton) (f)	Shorthaul & Loading Charges (\$/Ton) (g)	Original Invoice Price (\$/Ton) (h)	Retro-active Price Adjustments (\$/Ton) (i)	Base Price (\$/Ton) (j)	Quality Adjustments (\$/Ton) (k)	Effective Purchase Price (\$/Ton) (l)
1.	Valero	N/A	S	35,454.14	N/A	\$0.00		(\$4.60)		\$0.00	

(1) As United Maritime Group Transfer Facility is a central storage site for coal prior to its delivery to the power plant, the coal from suppliers noted on this schedule is delivered to Polk Station but could ultimately be delivered to Big Bend Station.

(2) Tampa Electric purchases coal F.O.B. shipping point or F.O.B. destination.

MONTHLY REPORT OF COST AND QUALITY OF COAL FOR ELECTRIC PLANTS
 DETAIL OF TRANSPORTATION CHARGES

1. Reporting Month: April Year: 2009

2. Reporting Company: Tampa Electric Company

3. Plant Name: United Maritime Group Transfer Facility - Polk Station (1)

4. Name, Title & Telephone Number of Contact Person Concerning Data
 Submitted on this Form: Jeffrey Chronister, Assistant Controller
 (813) 228 - 1609

5. Signature of Official Submitting Form: 
 Jeffrey Chronister, Assistant Controller

6. Date Completed: June 15, 2009

Line No. (a)	Supplier Name (b)	Mine Location (c)	Shipping Point (d)	Transport Mode (e)	Tons (f)	Effective Purchase Price (\$/Ton) (g)	Add'l Shorthaul & Loading Charges (\$/Ton) (h)	Rail Charges		Waterborne Charges					Total Transportation Charges (\$/Ton) (p)	Delivered Price Transfer Facility (\$/Ton) (q)
								Rail Rate (\$/Ton) (i)	Other Rail Charges (\$/Ton) (j)	River Barge Rate (\$/Ton) (k)	Trans-loading Rate (\$/Ton) (l)	Ocean Barge Rate (\$/Ton) (m)	Other Water Charges (\$/Ton) (n)	Other Related Charges (\$/Ton) (o)		
1.	Valero	N/A	Davant, La.	RB	35,454.14		\$0.00	\$0.00								\$20.95

(1) As United Maritime Group Transfer Facility is a central storage site for coal prior to its delivery to the power plant, the coal from suppliers noted on this schedule is delivered to Polk Station but could ultimately be delivered to Big Bend Station.

MONTHLY REPORT OF COST AND QUALITY OF COAL FOR ELECTRIC PLANTS
ORIGIN, TONNAGE, DELIVERED PRICE AND AS RECEIVED QUALITY


1. Reporting Month: April Year: 2009

2. Reporting Company: Tampa Electric Company

3. Plant Name: Big Bend Station (1)

4. Name, Title & Telephone Number of Contact Person Concerning Data
Submitted on this Form: Jeffrey Chronister, Assistant Controller
(813) - 228 - 1609

5. Signature of Official Submitting Form:



Jeffrey Chronister, Assistant Controller

6. Date Completed: June 15, 2009

Line No. (a)	Supplier Name (b)	Mine Location (c)	Purchase Type (d)	Transport Mode (e)	Tons (f)	Effective Purchase Price (\$/Ton) (g)	Total Transport Charges (\$/Ton) (h)	FOB Plant Price (\$/Ton) (i)	Sulfur Content % (j)	BTU Content (BTU/lb) (k)	Ash Content % (l)	Moisture Content % (m)
1.	Transfer Facility - Big Bend	N/A	N/A	OB	348,203.00			\$69.73	2.88	11,488	8.22	12.53
2.	Transfer Facility - Polk	N/A	N/A	OB	29,542.00			\$57.71	4.96	14,291	0.33	5.41


(1) This page includes all coal delivered to Big Bend for use at Big Bend or Polk.
Effective with the January 2008 filing.

MONTHLY REPORT OF COST AND QUALITY OF COAL FOR ELECTRIC PLANTS
 DETAILED PURCHASED COAL INVOICE INFORMATION

- 1. Reporting Month: April Year: 2009
- 2. Reporting Company: Tampa Electric Company
- 3. Plant Name: Big Bend Station

4. Name, Title & Telephone Number of Contact Person Concerning Data
 Submitted on this Form: Jeffrey Chronister, Assistant Controller
 (813) - 228 - 1609

5. Signature of Official Submitting Form:



Jeffrey Chronister, Assistant Controller

6. Date Completed: June 15, 2009

Line No. (a)	Supplier Name (b)	Mine Location (c)	Purchase Type (d)	Tons (e)	F.O.B. Mine Price (\$/Ton) (f)	Shorthaul & Loading Charges (\$/Ton) (g)	Original Invoice Price (\$/Ton) (h)	Retro-active Price Adjustments (\$/Ton) (i)	Base Price (\$/Ton) (j)	Quality Adjustments (\$/Ton) (k)	Effective Purchase Price (\$/Ton) (l)
1.	Transfer Facility - Big Bend	N/A	N/A	348,203.00	N/A	\$0.00		\$0.00		\$0.00	
2.	Transfer Facility - Polk	N/A	N/A	29,542.00	N/A	\$0.00		\$0.00		\$0.00	

MONTHLY REPORT OF COST AND QUALITY OF COAL FOR ELECTRIC PLANTS
 DETAIL OF TRANSPORTATION CHARGES

- 1. Reporting Month: April Year: 2009
- 2. Reporting Company: Tampa Electric Company
- 3. Plant Name: Big Bend Station (1)

4. Name, Title & Telephone Number of Contact Person Concerning Data
 Submitted on this Form: Jeffrey Chronister, Assistant Controller
 (813) - 228 - 1609

5. Signature of Official Submitting Form: 
 Jeffrey Chronister, Assistant Controller


6. Date Completed: June 15, 2009

Line No. (a)	Supplier Name (b)	Mine Location (c)	Shipping Point (d)	Transport Mode (e)	Tons (f)	Effective Purchase Price (\$/Ton) (g)	Add'l Shorthaul & Loading Charges (\$/Ton) (h)	Rail Rate (\$/Ton) (i)	Other Rail Charges (\$/Ton) (j)	River Barge Rate (\$/Ton) (k)	Trans-loading Rate (\$/Ton) (l)	Ocean Barge Rate (\$/Ton) (m)	Other Water Charges (\$/Ton) (n)	Other Related Charges (\$/Ton) (o)	Total Transportation Charges (\$/Ton) (p)	FOB Plant Price (\$/Ton) (q)
1.	Transfer Facility - Big Bend	N/A	Davant, La.	OB	348,203.00		\$0.00		\$0.00							\$69.73
2.	Transfer Facility - Polk	N/A	Davant, La.	OB	29,542.00		\$0.00		\$0.00							\$57.71

MONTHLY REPORT OF COST AND QUALITY OF COAL FOR ELECTRIC PLANTS
ORIGIN, TONNAGE, DELIVERED PRICE AND AS RECEIVED QUALITY

- 1. Reporting Month: April Year: 2009
- 2. Reporting Company: Tampa Electric Company
- 3. Plant Name: Polk Station (1)

4. Name, Title & Telephone Number of Contact Person Concerning Data
Submitted on this Form: Jeffrey Chronister, Assistant Controller
(813) 228 - 1609

5. Signature of Official Submitting Form: 
Jeffrey Chronister, Assistant Controller

6. Date Completed: June 15, 2009

Line No. (a)	Supplier Name (b)	Mine Location (c)	Purchase Type (d)	Transport Mode (e)	Tons (f)	Effective Purchase Price (\$/Ton) (g)	Total Transport Charges (\$/Ton) (h)	FOB Plant Price (\$/Ton) (i)	As Received Coal Quality			
									Sulfur Content % (j)	BTU Content (BTU/lb) (k)	Ash Content % (l)	Moisture Content % (m)
1.	Transfer facility	N/A	N/A	TR	54,768.78			\$3.52	0.00	0.00	0.00	0.00

(1) This page includes coal received at Big Bend and subsequently trucked to Polk. Effective with the January 2008 filing.


MONTHLY REPORT OF COST AND QUALITY OF COAL FOR ELECTRIC PLANTS
 DETAILED PURCHASED COAL INVOICE INFORMATION

1. Reporting Month: April Year: 2009

2. Reporting Company: Tampa Electric Company

3. Plant Name: Polk Station (1)

4. Name, Title & Telephone Number of Contact Person Concerning Data
 Submitted on this Form: Jeffrey Chronister, Assistant Controller
 (813) 228 - 1609

5. Signature of Official Submitting Form: 
 Jeffrey Chronister, Assistant Controller


6. Date Completed: June 15, 2009

Line No. (a)	Supplier Name (b)	Mine Location (c)	Purchase Type (d)	Tons (e)	F.O.B. Mine Price (\$/Ton) (f)	Shorthaul & Loading Charges (\$/Ton) (g)	Original Invoice Price (\$/Ton) (h)	Retro-active Price Adjustments (\$/Ton) (i)	Base Price (\$/Ton) (j)	Quality Adjustments (\$/Ton) (k)	Effective Purchase Price (\$/Ton) (l)
1.	Transfer facility	N/A	N/A	54,768.78	N/A	\$0.00		\$0.00		\$0.00	

MONTHLY REPORT OF COST AND QUALITY OF COAL FOR ELECTRIC PLANTS
 DETAIL OF TRANSPORTATION CHARGES

1. Reporting Month: April Year: 2009
 2. Reporting Company: Tampa Electric Company
 3. Plant Name: Polk Station (1)

4. Name, Title & Telephone Number of Contact Person Concerning Data
 Submitted on this Form: Jeffrey Chronister, Assistant Controller
 (813) 228 - 1609

5. Signature of Official Submitting Form: 
 Jeffrey Chronister, Assistant Controller

6. Date Completed: June 15, 2009

Line No. (a)	Supplier Name (b)	Mine Location (c)	Shipping Point (d)	Transport Mode (e)	Tons (f)	Effective Purchase Price (\$/Ton) (g)	Add'l Shorthaul & Loading Charges (\$/Ton) (h)	Rail Charges		Waterborne Charges					Total Transportation Charges (\$/Ton) (p)	FOB Plant Price (\$/Ton) (q)	
								Rail Rate (\$/Ton) (i)	Other Rail Charges (\$/Ton) (j)	River Barge Rate (\$/Ton) (k)	Trans-loading Rate (\$/Ton) (l)	Ocean Barge Rate (\$/Ton) (m)	Other Water Charges (\$/Ton) (n)	Other Related Charges (\$/Ton) (o)			
1.	Transfer facility	N/A	N/A	TR	54,768.78		\$0.00	\$0.00									\$3.52

MONTHLY REPORT OF COST AND QUALITY OF COAL FOR ELECTRIC PLANTS
 REPORT OF ADJUSTMENTS TO PREVIOUS COAL DELIVERED

1. Reporting Month: April Year: 2009

2. Reporting Company: Tampa Electric Company

3. Name, Title & Telephone Number of Contact Person Concerning Data
 Submitted on this Form: Jeffrey Chronister, Assistant Controller
 (813) 228 - 1809

4. Signature of Official Submitting Report: 
 Jeffrey Chronister, Assistant Controller

5. Date Completed: June 15, 2009

Line No. (a)	Month Reported (b)	Form Plant Name (c)	Intended Generating Plant (d)	Supplier (e)	Original Line Number (f)	Old Volume Tons (g)	Form No. (h)	Column Designator & Title (i)	Old Value (j)	New Value (k)	Delivered Price Transfer Facility (\$/Ton) (l)	Reason for Revision (m)
None												