

MONTHLY REPORT OF COST AND QUALITY OF FUEL OIL FOR ELECTRIC PLANTS  
 DETAIL OF INVOICE AND TRANSPORTATION CHARGES

090001-EI

FPSC FORM NO. 423-1 (a)

1. REPORTING MONTH: AUG YEAR: 2009  
 2. REPORTING COMPANY: FLORIDA POWER LIGHT COMPANY

3. NAME, TITLE, TELEPHONE NUMBER OF CONTACT PERSON CONCERNING DATA  
 SUBMITTED ON THIS FORM: KORY DUBIN, REGULATORY AFFAIRS, (305) 552-4910  
 4. SIGNATURE OF OFFICIAL SUBMITTING REPORT: *[Signature]*  
 5. DATE COMPLETED: 10/09/2009

**CONFIDENTIAL**

*Revised 3-19-12*  
**DECLASSIFIED**

(A)	(B)	(C)	(D)	(E)	(F)	(G)	(H)	(I)	(J)	(K)	(L)	(M)	(N)	(O)	(P)	(Q)	(R)
LINE NO.	PLANT	SUPPLIER	DELIVERY LOCATION	DELIVERY DATE	TYPE OIL	VOLUME (BBL)	INVOICE PRICE (\$/BBL)	INVOICE AMOUNT (\$)	DISCOUNT (\$)	NET AMOUNT (\$)	NET PRICE (\$/BBL)	QUALITY ADJUST. (\$/BBL)	EFFECTIVE PUR PRICE (\$/BBL)	TRANSP TO TERM (\$/BBL)	ADDITIONAL TRANS CHGS (\$/BBL)	OTHER CHGS (\$/BBL)	DELIVERED PRICE (\$/BBL)
1	PCC	CONOCO	PORT CANAVERAL	08/19/2009	F06	53534	69.3800	3,714,189	0	3,714,189	69.3800	0.0000	69.3800	0.0000	0.3868	0.1697	69.9365
2	PMR	CONOCO	PALM BEACH	08/08/2009	F06	53779	69.0800	3,715,053	0	3,715,053	69.0800	0.0000	69.0800	0.0000	0.2555	0.1824	69.5179
3	PMR	CONOCO	PALM BEACH	08/15/2009	F06	108867	68.9600	7,507,468	0	7,507,468	68.9600	0.0000	68.9600	0.0000	0.2555	0.1824	69.3979
4	PMR	CONOCO	PALM BEACH	08/19/2009	F06	107590	68.9600	7,419,406	0	7,419,406	68.9600	0.0000	68.9600	0.0000	0.2555	0.1824	69.3979
5	PTF	CONOCO	FISHER ISLAND	08/09/2009	F06	54599	69.0800	3,771,699	0	3,771,699	69.0800	0.0000	69.0800	0.0000	0.5626	0.2203	69.8629
6	PTF	CONOCO	FISHER ISLAND	08/20/2009	F06	54244	69.3800	3,763,449	0	3,763,449	69.3800	0.0000	69.3800	0.0000	0.5626	0.2203	70.1629
7	PMT	SHELL	PORT MANATEE	08/12/2009	F06	134718	68.7400	9,260,515	0	9,260,515	68.7400	0.0000	68.7400	0.0000	0.0672	0.1685	68.9757
8	PPE	SHELL	PORT EVERGLADES	08/19/2009	F06	133622	68.7400	9,185,176	0	9,185,176	68.7400	0.0000	68.7400	0.0000	0.0582	0.1860	68.9842
9	PMT	SEMPRA	PORT MANATEE	08/09/2009	F06	148057	67.5300	9,998,289	0	9,998,289	67.5300	0.0000	67.5300	0.0000	0.0672	0.1685	67.7657
10	PMT	SEMPRA	PORT MANATEE	08/23/2009	F06	137952	69.4420	9,579,663	0	9,579,663	69.4420	0.0000	69.4420	0.0000	0.0672	0.1685	69.6777
11	PPE	SEMPRA	PORT EVERGLADES	08/30/2009	F06	88190	65.8600	5,808,193	0	5,808,193	65.8600	0.0000	65.8600	0.0000	0.0582	0.1860	66.1042
12	PCC	SEMPRA	PORT CANAVERAL	08/30/2009	F06	50232	65.8550	3,308,028	0	3,308,028	65.8550	0.0000	65.8550	0.0000	0.3868	0.1697	66.4115
13	PWC	APEC		08/28/2009	F03	47757	86.2400	4,118,564	0	4,118,564	86.2400	0.0000	86.2400	0.0000	0.0000	0.0000	86.2400
14	PWC	APEC		08/31/2009	F03	6742	86.2400	581,430	0	581,430	86.2400	0.0000	86.2400	0.0000	0.0000	0.0000	86.2400
15	PPE	AMERIGAS		08/07/2009	PRO	9	127.1800	1,145	0	1,145	127.1800	0.0000	127.1800	0.0000	0.0000	0.0000	127.1800
16	PPE	AMERIGAS		08/26/2009	PRO	11	127.0100	1,397	0	1,397	127.0100	0.0000	127.0100	0.0000	0.0000	0.0000	127.0100
17	PTF	AMERIGAS		08/07/2009	PRO	7	85.2600	597	0	597	85.2600	0.0000	85.2600	0.0000	0.0000	0.0000	85.2600
18	PCC	SUBURBAN		08/26/2009	PRO	6	60.9800	366	0	366	60.9800	0.0000	60.9800	0.0000	0.0000	0.0000	60.9800

**DECLASSIFIED**

DOCUMENT NUMBER-DATE  
 10972 OCT 29 2009 *NDH*

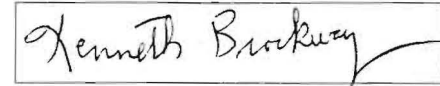
**MONTHLY REPORT OF COST AND QUALITY OF COAL FOR ELECTRIC PLANTS  
ORIGIN, TONNAGE, DELIVERED PRICE AND AS RECEIVED QUALITY**

1. Report For Month/Yr: **August 2009**

4. Name, Title & Telephone Number of Contact  
Person Concerning Data Submitted on this Form: **Terry Keith (305-552-4334)**

2. Reporting Company: **Florida Power & Light**

5. Signature of Official Submitting Report:



3. Plant Name: **St. Johns River Power Park (SJRPP)**

6. Date Completed: **September 10, 2009**

Line No.	Supplier Name	Mine Location	Purchase Type	Transportation Mode	Tons	Effective Purchase Price (\$/Ton)	Total Trans Cost (\$/Ton)	FOB Plant Price (\$/Ton)	As Received Coal Quality			
									Sulfur Content (%)	Btu Content (%)	Ash Content (%)	Moisture Content (%)
(a)	(b)	(c)	(d)	(e)	(f)	(g)	(h)	(i)	(j)	(k)	(l)	(m)
1	CONSOL Energy Sales Compan	08,KY,025	LTC	UR	2,190	107.00	34.61	141.61	1.24	12,300	9.43	7.89
2	Coal Marketing Company	45,IM,999	LTC	OC	61,480	55.38	0.00	55.38	0.56	11,072	8.95	13.25
3	Foundation Coal Corp. / Emeral	02,PA,059	S	UR	2,199	105.00	38.61	143.61	2.18	13,088	8.04	6.09
4	Patriot Coal Sales	08,WV,005	LTC	UR	4,425	98.95	35.87	134.82	0.75	11,661	13.49	7.12

**CONFIDENTIAL**  
**DECLASSIFIED**


**MONTHLY REPORT OF COST AND QUALITY OF COAL FOR ELECTRIC PLANTS  
DETAIL OF INVOICE PURCHASE PRICE**

1. Report For Month/Yr: **August 2009**

2. Reporting Company: **Florida Power & Light**

3. Plant Name: **St. Johns River Power Park (SJRPP)**

4. Name, Title & Telephone Number of Contact  
Person Concerning Data Submitted on this Form: **Terry Keith (305-552-4334)**

5. Signature of Official Submitting Report: 

6. Date Completed: **September 10, 2009**

Line No.	Supplier Name	Mine Location	Purchase Type	Tons	FOB Mine Price (\$/Ton)	Short Haul & Loading Charge	Original Invoice Price (\$/Ton)	Retro-active Price Increases (\$/Ton)	Base Price (\$/Ton)	Quality Adjustments (\$/Ton)	Effective Purchase Price (\$/Ton)
(a)	(b)	(c)	(d)	(e)	(f)	(g)	(h)	(i)	(j)	(k)	(l)
1	CONSOL Energy Sales Company	08,KY,025	LTC	2,190	107.00	0.00	107.00	0.00	107.00	0.00	107.00
2	Coal Marketing Company	45,IM,999	LTC	61,480	55.38	0.00	55.38	0.00	55.38	0.00	55.38
3	Foundation Coal Corp. / Emerald	02,PA,059	S	2,199	105.00	0.00	105.00	0.00	105.00	0.00	105.00
4	JEA	,,	S	-2,040	0.00	0.00	0.00	0.00	0.00	0.00	0.00
5	Patriot Coal Sales	08,WV,005	LTC	4,425	98.95	0.00	98.95	0.00	98.95	0.00	98.95

**CONFIDENTIAL**  
**DECLASSIFIED**

NOTES: 1) SJRPP reported coal volumes represents FPL's 20% share of total receipts.

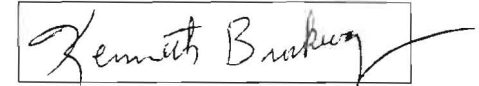
MONTHLY REPORT OF COST AND QUALITY OF COAL FOR ELECTRIC PLANTS  
 DETAIL OF TRANSPORTATION CHARGES

1. Report For Month/Yr: **August 2009**

4. Name, Title & Telephone Number of Contact  
 Person Concerning Data Submitted on this Form: **Terry Keith (305-552-4334)**

2. Reporting Company: **Florida Power & Light**

5. Signature of Official Submitting Report:



3. Plant Name: **St. Johns River Power Park (SJRPP)**

6. Date Completed: **September 10, 2009**

Line No.	Supplier Name	Mine Location	Shipping Point	Transportation Mode	Tons	Effective Purchase Price (\$/Ton)	Short Haul & Loading Charge (\$/Ton)	Rail Charges		Waterborne Charges					Total Transport Charges (\$/Ton)	FOB Plant Price (\$/Ton)
								Rail Rate (\$/Ton)	Other Rail Charges (\$/Ton)	River Barge Rate (\$/Ton)	Trans-loading Rate (\$/Ton)	Ocean Barge Rate (\$/Ton)	Other Water Charges (\$/Ton)	Related Charges (\$/Ton)		
(a)	(b)	(c)	(d)	(e)	(f)	(g)	(h)	(i)	(j)	(k)	(l)	(m)	(n)	(o)	(p)	(q)
1	CONSOL Energy Sales Comp	08,KY,025	JONES FORK	UR	2,190	107.00	0.00	34.61	0.00	0.00	0.00	0.00	0.00	0.00	34.61	141.61
2	Coal Marketing Company	45,IM,999	EL CERREJON	OC	61,480	55.38	0.00	0.00	0.00	0.00	0.00	0.00	0.00	0.00	0.00	55.38
3	Foundation Coal Corp. / Emer	02,PA,059	EMERALD MINE	UR	2,199	105.00	0.00	38.61	0.00	0.00	0.00	0.00	0.00	0.00	38.61	143.61
4	JEA	,,	JEA NORTHSID		-2,040	0.00	0.00	0.00	0.00	0.00	0.00	0.00	0.00	0.00	0.00	0.00
5	Patriot Coal Sales	08,WV,005	HOBET 21	UR	4,425	98.95	0.00	35.87	0.00	0.00	0.00	0.00	0.00	0.00	35.87	134.82

**CONFIDENTIAL**  
**DECLASSIFIED**