

AUSLEY & McMULLEN

ATTORNEYS AND COUNSELORS AT LAW

123 SOUTH CALHOUN STREET
P.O. BOX 391 (ZIP 32302)
TALLAHASSEE, FLORIDA 32301
(850) 224-9115 FAX (850) 222-7560

April 15, 2011

HAND DELIVERED

RECEIVED-FPSC
11 APR 15 PM 12:53
COMMISSION
CLERK

Ms. Ann Cole, Director
Office of Commission Clerk
Florida Public Service Commission
2540 Shumard Oak Boulevard
Tallahassee, Florida 32399-0850

Re: Fuel and Purchased Power Cost Recovery Clause
and Generating Performance Incentive Factor;
FPSC Docket No. 110001-EI

Dear Ms. Cole:

Enclosed for filing in the above-styled docket are the original and ten (10) copies of Tampa Electric Company's Forms 423-1, 423-1(a), 423-1(b), 423-2, 423-2(a), 423-2(b) and 423-2(c) for the month of February 2011. Portions of Forms 423-1(a), 423-2, 423-2(a) and 423-2(b) have been whited out to delete certain confidential proprietary business information which is the subject of a separate request for specified confidential treatment and motion for temporary protective order being simultaneously filed herewith.

Please acknowledge receipt and filing of the above by stamping the duplicate copy of this letter and returning same to this writer.

Thank you for your assistance in connection with this matter.

Sincerely,



James D. Beasley

COM _____
APA _____
ECR 7 JDB/pp
GCL _____ Enclosures
RAD _____
SSC _____ cc: All Parties of Record (w/o enc.)
ADM _____
OPC _____
CLK _____

DOCUMENT NUMBER - DATE
02575 APR 15 =
FPSC-COMMISSION CLERK


MONTHLY REPORT OF COST AND QUALITY OF FUEL OIL FOR ELECTRIC PLANTS
ORIGIN, VOLUME, DELIVERED PRICE AND AS RECEIVED QUALITY

1. Reporting Month: February Year: 2011

2. Reporting Company: Tampa Electric Company

3. Name, Title & Telephone Number of Contact Person Concerning Data
Submitted on this Form: Paul Edwards Director Financial Reporting
(813) - 228 - 4891

4. Signature of Official Submitting Report:


Paul Edwards, Director Financial Reporting

5. Date Completed: April 15, 2011

Line No. (a)	Plant Name (b)	Supplier Name (c)	Shipping Point (d)	Purchase Type (e)	Delivery Location (f)	Delivery Date (g)	Type Oil (h)	Sulfur Content % (i)	BTU Content (BTU/Gal) (j)	Volume (Bbls) (k)	Delivered Price (\$/Bbl) (l)
1.	Big Bend	Transmontaigne	Manatee	MTC	Big Bend	02/02/11	F02	*	*	543.74	\$122.13
2.	Big Bend	Transmontaigne	Manatee	MTC	Big Bend	02/03/11	F02	*	*	543.45	\$121.69
3.	Big Bend	Transmontaigne	Manatee	MTC	Big Bend	02/05/11	F02	*	*	543.14	\$120.05
4.	Big Bend	Transmontaigne	Manatee	MTC	Big Bend	02/06/11	F02	*	*	528.79	\$120.05
5.	Big Bend	Transmontaigne	Manatee	MTC	Big Bend	02/09/11	F02	*	*	357.36	\$123.14
6.	Big Bend	Transmontaigne	Manatee	MTC	Big Bend	02/11/11	F02	*	*	543.19	\$120.49
7.	Big Bend	Transmontaigne	Manatee	MTC	Big Bend	02/12/11	F02	*	*	906.19	\$120.49
8.	Big Bend	Transmontaigne	Manatee	MTC	Big Bend	02/15/11	F02	*	*	725.29	\$121.57
9.	Big Bend	Transmontaigne	Manatee	MTC	Big Bend	02/17/11	F02	*	*	723.50	\$122.14
10.	Big Bend	Transmontaigne	Manatee	MTC	Big Bend	02/18/11	F02	*	*	723.31	\$121.74
11.	Big Bend	Transmontaigne	Manatee	MTC	Big Bend	02/19/11	F02	*	*	542.62	\$121.74
12.	Big Bend	Transmontaigne	Manatee	MTC	Big Bend	02/22/11	F02	*	*	541.95	\$124.40
13.	Big Bend	Transmontaigne	Manatee	MTC	Big Bend	02/23/11	F02	*	*	722.95	\$129.15
14.	Big Bend	Transmontaigne	Manatee	MTC	Big Bend	02/24/11	F02	*	*	361.50	\$128.62
15.	Big Bend	Transmontaigne	Manatee	MTC	Big Bend	02/25/11	F02	*	*	1,084.17	\$131.50

* No analysis taken
FPSC FORM 423-1 (2/87)


DOCUMENT NUMBER-DATE
02575 APR 15 =
FPSC-COMMISSION CLERK

MONTHLY REPORT OF COST AND QUALITY OF FUEL OIL FOR ELECTRIC PLANTS
ORIGIN, VOLUME, DELIVERED PRICE AND AS RECEIVED QUALITY

1. Reporting Month: February Year: 2011

2. Reporting Company: Tampa Electric Company

3. Name, Title & Telephone Number of Contact Person Concerning Data
Submitted on this Form: Paul Edwards Director Financial Reporting
(813) - 228 - 4891

4. Signature of Official Submitting Report: 
Paul Edwards, Director Financial Reporting

5. Date Completed: April 15, 2011


Line No. (a)	Plant Name (b)	Supplier Name (c)	Shipping Point (d)	Purchase Type (e)	Delivery Location (f)	Delivery Date (g)	Type Oil (h)	Sulfur Content % (i)	BTU Content (BTU/Gal) (j)	Volume (Bbls) (k)	Delivered Price (\$/Bbl) (l)
16.	Big Bend	Transmontaigne	Manatee	MTC	Big Bend	02/26/11	F02	*	*	722.36	\$131.50
17.	Big Bend	Transmontaigne	Manatee	MTC	Big Bend	02/27/11	F02	*	*	353.79	\$131.50
18.	Polk	Transmontaigne	Manatee	MTC	Polk	02/15/11	F02	*	*	181.26	\$122.21
19.	Polk	Transmontaigne	Manatee	MTC	Polk	02/17/11	F02	*	*	360.90	\$122.47
20.	Polk	Transmontaigne	Manatee	MTC	Polk	02/18/11	F02	*	*	357.71	\$122.08

* No analysis Taken
FPSC FORM 423-1 (2/87)

MONTHLY REPORT OF COST AND QUALITY OF FUEL OIL FOR ELECTRIC PLANTS
 DETAIL OF INVOICE AND TRANSPORTATION CHARGES

1. Reporting Month: February Year 2011
 2. Reporting Company: Tampa Electric Company

3. Name, Title & Telephone Number of Contact Person Concerning Data
 Submitted on this Form: Paul Edwards Director Financial Reporting
 (813) - 228 - 4891

4. Signature of Official Submitting Report: 
 Paul Edwards, Director Financial Reporting

5. Date Completed: April 15, 2011

Line No (a)	Plant Name (b)	Supplier Name (c)	Delivery Location (d)	Delivery Date (e)	Type Oil (f)	Volume (Bbls) (g)	Invoice Price (\$/Bbl) (h)	Invoice Amount \$ (i)	Discount \$ (j)	Net Amount \$ (k)	Net Price (\$/Bbl) (l)	Quality Adjust. (\$/Bbl) (m)	Effective Purchase Price (\$/Bbl) (n)	Transport to Terminal (\$/Bbl) (o)	Add'l Transport Charges (\$/Bbl) (p)	Other Charges (\$/Bbl) (q)	Delivered Price (\$/Bbl) (r)
1.	Big Bend	Transmontaigne	Big Bend	02/02/11	F02	543.74									\$0.00	\$0.00	\$122.13
2.	Big Bend	Transmontaigne	Big Bend	02/03/11	F02	543.45									\$0.00	\$0.00	\$121.69
3.	Big Bend	Transmontaigne	Big Bend	02/05/11	F02	543.14									\$0.00	\$0.00	\$120.05
4.	Big Bend	Transmontaigne	Big Bend	02/06/11	F02	528.79									\$0.00	\$0.00	\$120.05
5.	Big Bend	Transmontaigne	Big Bend	02/09/11	F02	357.36									\$0.00	\$0.00	\$123.14
6.	Big Bend	Transmontaigne	Big Bend	02/11/11	F02	543.19									\$0.00	\$0.00	\$120.49
7.	Big Bend	Transmontaigne	Big Bend	02/12/11	F02	906.19									\$0.00	\$0.00	\$120.49
8.	Big Bend	Transmontaigne	Big Bend	02/15/11	F02	725.29									\$0.00	\$0.00	\$121.57
9.	Big Bend	Transmontaigne	Big Bend	02/17/11	F02	723.50									\$0.00	\$0.00	\$122.14
10.	Big Bend	Transmontaigne	Big Bend	02/18/11	F02	723.31									\$0.00	\$0.00	\$121.74
11.	Big Bend	Transmontaigne	Big Bend	02/19/11	F02	542.62									\$0.00	\$0.00	\$121.74
12.	Big Bend	Transmontaigne	Big Bend	02/22/11	F02	541.95									\$0.00	\$0.00	\$124.40
13.	Big Bend	Transmontaigne	Big Bend	02/23/11	F02	722.95									\$0.00	\$0.00	\$129.15
14.	Big Bend	Transmontaigne	Big Bend	02/24/11	F02	361.50									\$0.00	\$0.00	\$128.62
15.	Big Bend	Transmontaigne	Big Bend	02/25/11	F02	1,084.17									\$0.00	\$0.00	\$131.50

* No analysis Taken
 FPSC FORM 423-1(a) (2/87)

MONTHLY REPORT OF COST AND QUALITY OF FUEL OIL FOR ELECTRIC PLANTS
 DETAIL OF INVOICE AND TRANSPORTATION CHARGES

1. Reporting Month: February Year: 2011
 2. Reporting Company: Tampa Electric Company

3. Name, Title & Telephone Number of Contact Person Concerning Data
 Submitted on this Form: Paul Edwards Director Financial Reporting
 (813) - 228 - 4891

4. Signature of Official Submitting Report: 
 Paul Edwards, Director Financial Reporting

5. Date Completed: April 15, 2011


Line No.	Plant Name	Supplier Name	Delivery Location	Delivery Date	Type Oil	Volume (Bbls)	Invoice Price (\$/Bbl)	Invoice Amount \$	Discount \$	Net Amount \$	Net Price (\$/Bbl)	Quality Adjust (\$/Bbl)	Effective Purchase Price (\$/Bbl)	Transport to Terminal (\$/Bbl)	Add'l Transport Charges (\$/Bbl)	Other Charges (\$/Bbl)	Delivered Price (\$/Bbl)
(a)	(b)	(c)	(d)	(e)	(f)	(g)	(h)	(i)	(j)	(k)	(l)	(m)	(n)	(o)	(p)	(q)	(r)
16	Big Bend	Transmontaigne	Big Bend	02/26/11	F02	722.36									\$0.00	\$0.00	\$131.50
17	Big Bend	Transmontaigne	Big Bend	02/27/11	F02	353.79									\$0.00	\$0.00	\$131.50
18	Polk	Transmontaigne	Polk	02/15/11	F02	181.26									\$0.00	\$0.00	\$122.21
19	Polk	Transmontaigne	Polk	02/17/11	F02	360.90									\$0.00	\$0.00	\$122.47
20	Polk	Transmontaigne	Polk	02/18/11	F02	357.71									\$0.00	\$0.00	\$122.08

* No analysis Taken
 FPSC FORM 423-1(a) (2/87)

MONTHLY REPORT OF COST AND QUALITY OF FUEL OIL FOR ELECTRIC PLANTS
REPORT OF ADJUSTMENTS TO PREVIOUS OIL DELIVERIES

1 Reporting Month: February Year 2011
2 Reporting Company: Tampa Electric Company

3 Name, Title & Telephone Number of Contact Person Concerning Data
Submitted on this Form: Paul Edwards Director Financial Reporting
(813) - 228 - 4891

4 Signature of Official Submitting Report: 
Paul Edwards, Director Financial Reporting

5 Date Completed: April 15, 2011

Line No. (a)	Month Reported (b)	Form Plant Name (c)	Supplier (d)	Original Line Number (e)	Old Volume (Bbls) (f)	Form No. (g)	Column Designator & Title (h)	Old Value (i)	New Value (j)	Delivered Price (\$/Bbls) (k)	Reason for Revision (l)
NONE											


MONTHLY REPORT OF COST AND QUALITY OF COAL FOR ELECTRIC PLANTS
ORIGIN, TONNAGE, DELIVERED PRICE AND AS RECEIVED QUALITY

1. Reporting Month: February Year: 2011

2. Reporting Company: Tampa Electric Company

3. Plant Name: United Maritime Group - Big Bend Station (1)

4. Name, Title & Telephone Number of Contact Person Concerning Data
Submitted on this Form: Paul Edwards, Director Financial Reporting
(813) - 228 - 4891

5. Signature of Official Submitting Form: 
Paul Edwards, Director Financial Reporting

6. Date Completed: April 15, 2011


Line No. (a)	Supplier Name (b)	Mine Location (c)	Purchase Type (d)	Transport Mode (e)	Tons (f)	Effective Purchase Price (\$/Ton) (g)	Total Transport Charges (\$/Ton) (h)	Delivered Price Transfer Facility (\$/Ton) (i)	As Received Coal Quality			
									Sulfur Content % (j)	BTU Content (BTU/lb) (k)	Ash Content % (l)	Moisture Content % (m)
1.	Ken American	10,IL,165	S	RB	642.50			\$89.49	2.40	11,782	8.36	10.95
2.	Knight Hawk	10,IL,145	LTC	RB	62,527.49			\$48.51	3.05	11,137	9.13	12.76
3.	Knight Hawk	10,IL,145	LTC	RB	9,634.25			\$48.51	3.16	11,218	9.40	12.07
4.	Allied Resources	9, KY, 233	S	RB	40,780.60			\$63.08	2.84	11,709	10.39	9.57

(1) United Maritime Terminal Transfer facility is a central storage site for coal prior to its delivery to the power plant.
The coal from suppliers noted on this schedule is usually delivered to Big Bend Station but could ultimately be delivered to Polk Station.

MONTHLY REPORT OF COST AND QUALITY OF COAL FOR ELECTRIC PLANTS
 DETAILED PURCHASED COAL INVOICE INFORMATION

1. Reporting Month: February Year: 2011
 2. Reporting Company: Tampa Electric Company
 3. Plant Name: United Maritime Group - Big Bend Station (1)

4. Name, Title & Telephone Number of Contact Person Concerning Data
 Submitted on this Form: Paul Edwards, Director Financial Reporting
 (813) - 228 - 4891

5. Signature of Official Submitting Form: 
 Paul Edwards, Director Financial Reporting

6. Date Completed: April 15, 2011

Line No. (a)	Supplier Name (b)	Mine Location (c)	Purchase Type (d)	Tons (e)	F.O.B. (2) Mine Price (\$/Ton) (f)	Shorthaul & Loading Charges (\$/Ton) (g)	Original Invoice Price (\$/Ton) (h)	Retro-active Price Adjustments (\$/Ton) (i)	Base Price (\$/Ton) (j)	Quality Adjustments (\$/Ton) (k)	Effective Purchase Price (\$/Ton) (l)
1.	Ken American	10,IL,165	S	642.50	N/A	\$0.00		\$0.00		\$0.00	
2.	Knight Hawk	10,IL,145	LTC	62,527.49	N/A	\$0.00		\$0.00		\$0.00	
3.	Knight Hawk	10,IL,145	LTC	9,634.25	N/A	\$0.00		\$0.00		\$0.00	
4.	Allied Resources	9, KY, 233	S	40,780.60	N/A	\$0.00		\$0.00		\$0.00	


(1) United Maritime Terminal Transfer facility is a central storage site for coal prior to its delivery to the power plant.

The coal from suppliers noted on this schedule is usually delivered to Big Bend Station but could ultimately be delivered to Polk Station.

(2) Tampa Electric purchases coal F.O.B. shipping point or F.O.B. destination.

MONTHLY REPORT OF COST AND QUALITY OF COAL FOR ELECTRIC PLANTS
 DETAIL OF TRANSPORTATION CHARGES

1. Reporting Month: February Year: 2011
 2. Reporting Company: Tampa Electric Company
 3. Plant Name: United Maritime Group - Big Bend Station (1)

4. Name, Title & Telephone Number of Contact Person Concerning Data
 Submitted on this Form: Paul Edwards, Director Financial Reporting
 (813) - 228 - 4891
 5. Signature of Official Submitting Form: 
 Paul Edwards, Director Financial Reporting

6. Date Completed: April 15, 2011

Line No. (a)	Supplier Name (b)	Mine Location (c)	Shipping Point (d)	Transport Mode (e)	Tons (f)	(2) Effective Purchase Price (\$/Ton) (g)	Add'l Shorthaul & Loading Charges (\$/Ton) (h)	Rail Charges		Waterborne Charges					Total Transportation Charges (\$/Ton) (p)	Delivered Price Transfer Facility (\$/Ton) (q)
								Rail Rate (\$/Ton) (i)	Other Rail Charges (\$/Ton) (j)	River Barge Rate (\$/Ton) (k)	Trans-loading Rate (\$/Ton) (l)	Ocean Barge Rate (\$/Ton) (m)	Other Water Charges (\$/Ton) (n)	Other Related Charges (\$/Ton) (o)		
1.	Ken American	10,IL,165	Saline Cnty., IL	RB	642.50		\$0.00	\$0.00								\$89.49
2.	Knight Hawk	10,IL,145	Jackson & Perry Cnty., IL	RB	62,527.49		\$0.00	\$0.00								\$48.51
3.	Knight Hawk	10,IL,145	Jackson & Perry Cnty., IL	RB	9,634.25		\$0.00	\$0.00								\$48.51
4.	Allied Resources	9, KY, 233	Webster Cnty., KY	RB	40,780.60		\$0.00	\$0.00								\$63.08

(1) United Maritime Terminal Transfer facility is a central storage site for coal prior to its delivery to the power plant.
 The coal from suppliers noted on this schedule is usually delivered to Big Bend Station but could ultimately be delivered to Polk Station.
 (2) Tampa Electric purchases coal F.O.B. shipping point or F.O.B. destination.

MONTHLY REPORT OF COST AND QUALITY OF COAL FOR ELECTRIC PLANTS
ORIGIN, TONNAGE, DELIVERED PRICE AND AS RECEIVED QUALITY

1. Reporting Month: February Year: 2011
 2. Reporting Company: Tampa Electric Company
 3. Plant Name: Big Bend Station (1)

4. Name, Title & Telephone Number of Contact Person Concerning Data
 Submitted on this Form: Paul Edwards, Director Financial Reporting
 (813) - 228 - 4891

5. Signature of Official Submitting Form: 
 Paul Edwards, Director Financial Reporting


6. Date Completed: April 15, 2011

Line No. (a)	Supplier Name (b)	Mine Location (c)	Purchase Type (d)	Transport Mode (e)	Tons (f)	Effective Purchase Price (\$/Ton) (g)	Total Transport Charges (\$/Ton) (h)	FOB Plant Price (\$/Ton) (i)	Sulfur Content % (j)	BTU Content (BTU/lb) (k)	Ash Content % (l)	Moisture Content % (m)
1	Transfer Facility - Big Bend	N/A	N/A	OB	49,622.00			\$67.15	2.81	10,923	9.64	13.74
2	Transfer Facility - Polk	N/A	N/A	OB	43,477.00			\$82.57	3.68	12,313	5.71	10.46
3	Alliance Coal	9, KY, 107	LTC	UR	117,984.80			\$71.38	3.12	12,422	7.72	8.34

(1) This page includes all coal delivered to Big Bend for use at Big Bend or Polk
 Effective with the January 2008 filing

MONTHLY REPORT OF COST AND QUALITY OF COAL FOR ELECTRIC PLANTS
 DETAILED PURCHASED COAL INVOICE INFORMATION

1. Reporting Month: February Year: 2011
 2. Reporting Company: Tampa Electric Company
 3. Plant Name: Big Bend Station


4. Name, Title & Telephone Number of Contact Person Concerning Data
 Submitted on this Form: Paul Edwards, Director Financial Reporting
 (813) - 228 - 4891
 5. Signature of Official Submitting Form: 
 Paul Edwards, Director Financial Reporting
 6. Date Completed: April 15, 2011

Line No (a)	Supplier Name (b)	Mine Location (c)	Purchase Type (d)	Tons (e)	F.O.B. Mine Price (\$/Ton) (f)	Shorthaul & Loading Charges (\$/Ton) (g)	Original Invoice Price (\$/Ton) (h)	Retro-active Price Adjustments (\$/Ton) (i)	Base Price (\$/Ton) (j)	Quality Adjustments (\$/Ton) (k)	Effective Purchase Price (\$/Ton) (l)
1	Transfer Facility - Big Bend	N/A	N/A	49,622.00	N/A	\$0.00		\$0.00		\$0.00	
2	Transfer Facility - Polk	N/A	N/A	43,477.00	N/A	\$0.00		\$0.00		\$0.00	
3	Alliance Coal	9,KY,107	LTC	117,984.80	N/A	\$0.00		\$0.11		\$0.00	

MONTHLY REPORT OF COST AND QUALITY OF COAL FOR ELECTRIC PLANTS
 DETAIL OF TRANSPORTATION CHARGES

1 Reporting Month: February Year 2011
 2 Reporting Company Tampa Electric Company
 3 Plant Name: Big Bend Station (1)

4 Name, Title & Telephone Number of Contact Person Concerning Data
 Submitted on this Form: Paul Edwards, Director Financial Reporting
 (813) - 228 - 4891

5 Signature of Official Submitting Form: 
 Paul Edwards, Director Financial Reporting

6 Date Completed: April 15, 2011

Line No (a)	Supplier Name (b)	Mine Location (c)	Shipping Point (d)	Transport Mode (e)	Tons (f)	Effective Purchase Price (\$/Ton) (g)	Add'l Shorthaul & Loading Charges (\$/Ton) (h)	Rail Rate (\$/Ton) (i)	Other Rail Charges (\$/Ton) (j)	River Barge Rate (\$/Ton) (k)	Trans-loading Rate (\$/Ton) (l)	Ocean Barge Rate (\$/Ton) (m)	Other Water Charges (\$/Ton) (n)	Other Related Charges (\$/Ton) (o)	Total Transportation Charges (\$/Ton) (p)	FOB Plant Price (\$/Ton) (q)
1.	Transfer Facility - Big Bend	N/A	Davant, La.	OB	49,622.00		\$0.00		\$0.00							\$67.15
2.	Transfer Facility - Polk	N/A	Davant, La.	OB	43,477.00		\$0.00		\$0.00							\$82.57
3.	Alliance Coal	9,KY,107	Hopkins Cnty., IL	UR	117,984.80		\$0.00		\$0.00							\$71.38


MONTHLY REPORT OF COST AND QUALITY OF COAL FOR ELECTRIC PLANTS
ORIGIN, TONNAGE, DELIVERED PRICE AND AS RECEIVED QUALITY

1. Reporting Month: February Year: 2011

2. Reporting Company: Tampa Electric Company

3. Plant Name: United Maritime Group Transfer Facility - Polk Station (1)

4. Name, Title & Telephone Number of Contact Person Concerning Data
Submitted on this Form: Paul Edwards, Director Financial Reporting
(813) 228 - 4891

5. Signature of Official Submitting Form: 
Paul Edwards, Director Financial Reporting

6. Date Completed: April 15, 2011

Line No. (a)	Supplier Name (b)	Mine Location (c)	Purchase Type (d)	Transport Mode (e)	Tons (f)	Effective Purchase Price (\$/Ton) (g)	Total Transport Charges (\$/Ton) (h)	Delivered Price Transfer Facility (\$/Ton) (i)	As Received Coal Quality			
									Sulfur Content % (j)	BTU Content (BTU/lb) (k)	Ash Content % (l)	Moisture Content % (m)
1.	Valero	N/A	S	RB	18,549.94			\$107.88	4.49	14,069	0.20	8.22

(1) United Maritime Terminal Transfer facility is a central storage site for coal prior to its delivery to the power plant.
The coal from suppliers noted on this schedule is usually delivered to Big Bend Station but could ultimately be delivered to Polk Station.

MONTHLY REPORT OF COST AND QUALITY OF COAL FOR ELECTRIC PLANTS
 DETAILED PURCHASED COAL INVOICE INFORMATION

1. Reporting Month: February Year: 2011

2. Reporting Company: Tampa Electric Company

3. Plant Name: United Maritime Group Transfer Facility - Polk Station (1)

4. Name, Title & Telephone Number of Contact Person Concerning Data
 Submitted on this Form: Paul Edwards, Director Financial Reporting
 (813) - 228 - 4891

5. Signature of Official Submitting Form: 

Paul Edwards, Director Financial Reporting

6. Date Completed: April 15, 2011

Line No. (a)	Supplier Name (b)	Mine Location (c)	Purchase Type (d)	Tons (e)	F.O.B.(2) Mine Price (\$/Ton) (f)	Shorthaul & Loading Charges (\$/Ton) (g)	Original Invoice Price (\$/Ton) (h)	Retro-active Price Adjustments (\$/Ton) (i)	Base Price (\$/Ton) (j)	Quality Adjustments (\$/Ton) (k)	Effective Purchase Price (\$/Ton) (l)
1.	Valero	N/A	S	18,549.94	N/A	\$0.00		\$4.25		\$0.00	

(1) United Maritime Terminal Transfer facility is a central storage site for coal prior to its delivery to the power plant.
 The coal from suppliers noted on this schedule is usually delivered to Big Bend Station but could ultimately be delivered to Polk Station.

(2) Tampa Electric purchases coal F.O.B. shipping point or F.O.B. destination.

MONTHLY REPORT OF COST AND QUALITY OF COAL FOR ELECTRIC PLANTS
 DETAIL OF TRANSPORTATION CHARGES

1 Reporting Month: February Year: 2011

2 Reporting Company: Tampa Electric Company

3 Plant Name: United Maritime Group Transfer Facility - Polk Station (1)

4. Name, Title & Telephone Number of Contact Person Concerning Data
 Submitted on this Form: Paul Edwards, Director Financial Reporting
 (813) 228 - 4891

5. Signature of Official Submitting Form: 

Paul Edwards, Director Financial Reporting

6. Date Completed: April 15, 2011

Line No. (a)	Supplier Name (b)	Mine Location (c)	Shipping Point (d)	Transport Mode (e)	Tons (f)	Effective Purchase Price (\$/Ton) (g)	Add'l Shorthaul & Loading Charges (\$/Ton) (h)	Rail Charges		Waterborne Charges					Total Transportation Charges (\$/Ton) (p)	Delivered Price Transfer Facility (\$/Ton) (q)	
								Rail Rate (\$/Ton) (i)	Other Rail Charges (\$/Ton) (j)	River Barge Rate (\$/Ton) (k)	Trans-loading Rate (\$/Ton) (l)	Ocean Barge Rate (\$/Ton) (m)	Other Water Charges (\$/Ton) (n)	Other Related Charges (\$/Ton) (o)			
1.	Valero	N/A	N/A	RB	18,549.94		\$0.00		\$0.00								\$107.88

(1) United Maritime Terminal Transfer facility is a central storage site for coal prior to its delivery to the power plant.
 The coal from suppliers noted on this schedule is usually delivered to Big Bend Station but could ultimately be delivered to Polk Station.

MONTHLY REPORT OF COST AND QUALITY OF COAL FOR ELECTRIC PLANTS
 ORIGIN, TONNAGE, DELIVERED PRICE AND AS RECEIVED QUALITY

1. Reporting Month: February Year: 2011

2. Reporting Company: Tampa Electric Company

3. Plant Name: Polk Station (1)

4. Name, Title & Telephone Number of Contact Person Concerning Data
 Submitted on this Form: Paul Edwards, Director Financial Reporting
 (813) 228 - 4891

5. Signature of Official Submitting Form:



Paul Edwards, Director Financial Reporting

6. Date Completed: April 15, 2011

Line No. (a)	Supplier Name (b)	Mine Location (c)	Purchase Type (d)	Transport Mode (e)	Tons (f)	Effective Purchase Price (\$/Ton) (g)	Total Transport Charges (\$/Ton) (h)	FOB Plant Price (\$/Ton) (i)	As Received Coal Quality			
									Sulfur Content % (j)	BTU Content (BTU/lb) (k)	Ash Content % (l)	Moisture Content % (m)
1.	Transfer facility	N/A	N/A	TR	55,252.47			\$4.46				

(1) This page includes coal received at Big Bend and subsequently trucked to Polk Effective with the January 2008 filing.


MONTHLY REPORT OF COST AND QUALITY OF COAL FOR ELECTRIC PLANTS
 DETAILED PURCHASED COAL INVOICE INFORMATION

1 Reporting Month: February Year: 2011

2 Reporting Company: Tampa Electric Company

3 Plant Name: Polk Station (1)

4 Name, Title & Telephone Number of Contact Person Concerning Data
 Submitted on this Form: Paul Edwards, Director Financial Reporting
 (813) 228 - 4891

5 Signature of Official Submitting Form: 
 Paul Edwards, Director Financial Reporting

6 Date Completed: April 15, 2011

Line No. (a)	Supplier Name (b)	Mine Location (c)	Purchase Type (d)	Tons (e)	F.O.B. Mine Price (\$/Ton) (f)	Shorthaul & Loading Charges (\$/Ton) (g)	Original Invoice Price (\$/Ton) (h)	Retro-active Price Adjustments (\$/Ton) (i)	Base Price (\$/Ton) (j)	Quality Adjustments (\$/Ton) (k)	Effective Purchase Price (\$/Ton) (l)
1	Transfer facility	N/A	N/A	55,252.47	N/A	\$0.00		\$0.00		\$0.00	

MONTHLY REPORT OF COST AND QUALITY OF COAL FOR ELECTRIC PLANTS
 DETAIL OF TRANSPORTATION CHARGES

1. Reporting Month: February Year 2011
 2. Reporting Company: Tampa Electric Company
 3. Plant Name: Polk Station (1)

4. Name, Title & Telephone Number of Contact Person Concerning Data
 Submitted on this Form: Paul Edwards, Director Financial Reporting
 (813) 228 - 4891

5. Signature of Official Submitting Form: 
 Paul Edwards, Director Financial Reporting

6. Date Completed: April 15, 2011


Line No (a)	Supplier Name (b)	Mine Location (c)	Shipping Point (d)	Transport Mode (e)	Tons (f)	Effective Purchase Price (\$/Ton) (g)	Add'l Shorthaul & Loading Charges (\$/Ton) (h)	Rail Charges		Waterborne Charges					Total Transportation Charges (\$/Ton) (p)	FOB Plant Price (\$/Ton) (q)	
								Rail Rate (\$/Ton) (i)	Other Rail Charges (\$/Ton) (j)	River Barge Rate (\$/Ton) (k)	Trans-loading Rate (\$/Ton) (l)	Ocean Barge Rate (\$/Ton) (m)	Other Water Charges (\$/Ton) (n)	Other Related Charges (\$/Ton) (o)			
1.	Transfer facility	N/A	N/A	TR	55,252.47		\$0.00		\$0.00								\$4.46

MONTHLY REPORT OF COST AND QUALITY OF COAL FOR ELECTRIC PLANTS
 REPORT OF ADJUSTMENTS TO PREVIOUS COAL DELIVERED

1. Reporting Month: February Year: 2011

2. Reporting Company: Tampa Electric Company

3. Name, Title & Telephone Number of Contact Person Concerning Data
 Submitted on this Form: Paul Edwards Director Financial Reporting
 (813) 228 - 4891

4. Signature of Official Submitting Report: 
 Paul Edwards, Director Financial Reporting

5. Date Completed: April 15, 2011

Line No. (a)	Month Reported (b)	Form Plant Name (c)	Intended Generating Plant (d)	Supplier (e)	Original Line Number (f)	Old Volume Tons (g)	Form No. (h)	Column Designator & Title (i)	Old Value (j)	New Value (k)	Delivered Price Transfer Facility (\$/Ton) (l)	Reason for Revision (m)
-----------------	-----------------------	------------------------	----------------------------------	-----------------	-----------------------------	------------------------	-----------------	----------------------------------	------------------	------------------	---	----------------------------