



Florida Power & Light Company, P. O. Box 14000, Juno Beach, FL 33408-0420
Law Department

John T. Butler
Managing Attorney
Florida Power & Light Company
700 Universe Boulevard
Juno Beach, FL 33408-0420
(561) 304-5639
(561) 691-7135 (Facsimile)
Email: John.Butler@fpl.com

November 23, 2011

VIA HAND DELIVERY

Ms. Ann Cole, Director
Division of the Commission Clerk and
Administrative Services
Florida Public Service Commission
Betty Easley Conference Center, Room 110
2540 Shumard Oak Boulevard
Tallahassee, Florida 32399-0850

REDACTED

RECEIVED-FPSC
11 NOV 23 PM 12:39
COMMISSION
CLERK

Re: Docket No. 110001-EI – Monthly Fuel Filings

Dear Ms. Cole:

Enclosed herewith for filing are an original and seven (7) copies of the following monthly fuel reports for FPL:

- (a) FPSC Forms 423-1, 423-1(a), and 423-1(b) for Florida Power & Light Company for the month of September, 2011;
- (b) FPSC Forms 423-2, 423-2(a), and 423-2(b) for St. Johns River Power Park (SJRPP) for the month of September, 2011; and
- (c) FPSC Forms 423-2, 423-2(a), and 423-2(b) for Plant Scherer for the month of August, 2011.

FPL's Request for Confidential Classification of the information removed FPL's FPSC Form 423-1(a), SJRPP FPSC Forms 423-2, 423-2(a), and 423-2(b) and Plant Scherer FPSC Forms 423-2, 423-2(a) and 423-2(b) is being filed under separate cover. Should you have any questions regarding this filing, please contact me.

Thank you for your attention to this matter.

Sincerely,

John T. Butler

COM	_____
APA	_____ 1
ECR	_____ 4
GCL	_____ 1
RAD	_____ 1
SRC	_____
ADM	_____
DPC	_____
CLK	_____

JTB/jsb
Enclosures
cc: Service List

DOCUMENT NUMBER-CASE

08611 NOV 23 =

FPSC-COMMISSION CLERK

MONTHLY REPORT OF COST AND QUALITY OF FUEL OIL FOR ELECTRIC PLANTS
ORIGIN, VOLUME, DELIVERED PRICE AND AS RECEIVED QUANTITY

1. REPORTING MONTH: SEP YEAR: 2011

2. REPORTING COMPANY: FLORIDA POWER LIGHT COMPANY

3. NAME, TITLE TELEPHONE NUMBER OF CONTACT PERSON CONCERNING DATA
SUBMITTED ON THIS FORM: KORY DUBIN, REGULATORY AFFAIRS, (305) 552-4910.

4. SIGNATURE OF OFFICIAL SUBMITTING REPORT: 

5. DATE COMPLETED: 11/14/2011

LINE NO	PLANT	SUPPLIER	SHIPPING POINT	PURCHASE TYPE	DELIVERY LOCATION	DELIVERY DATE	TYPE OIL	SULFUR (%)	BTU CONTENT (BTU / GAL)	VOLUME (BBLs)	DELIVERED PRICE (\$/BBL)
1	MANATEE	AFI	RIVER	S	PORT MANATEE	09/18/2011	F06	0.94	153000	137957	103.5400
2	WEST COUNTY EC	APEC	NA-TRUCK DELIVERY			09/30/2011	F03	N/A	N/A	11992	136.2600
3	TURKEY POINT UNIT 5	PORT	NA-TRUCK DELIVERY			09/13/2011	F03	N/A	N/A	11601	138.0300
4	PT. EVERGLADES	AMERIGAS	NA-TRUCK DELIVERY	STC		09/01/2011	PRO	N/A	N/A	1	198.8700
5	TURKEY POINT	AMERIGAS	NA-TRUCK DELIVERY	STC		09/01/2011	PRO	N/A	N/A	1	92.2900
6	MARTIN	INDIANTOWN	NA-TRUCK DELIVERY	STC		09/01/2011	PRO	N/A	N/A	9	108.2500
7	MANATEE	SUBURBAN	NA-TRUCK DELIVERY	STC		09/08/2011	PRO	N/A	N/A	5	90.0800

DOCUMENT NUMBER - DATE
08611 NOV 23 =
FPSC-COMMISSION CLERK

MONTHLY REPORT OF COST AND QUALITY OF FUEL OIL FOR ELECTRIC PLANTS
 DETAIL OF INVOICE AND TRANSPORTATION CHARGES

FPSC FORM NO. 423-1 (a)

1. REPORTING MONTH: SEP YEAR: 2011

2. REPORTING COMPANY: FLORIDA POWER LIGHT COMPANY

3. NAME, TITLE, TELEPHONE NUMBER OF CONTACT PERSON CONCERNING DATA
 SUBMITTED ON THIS FORM: KORY DUBIN, REGULATORY AFFAIRS, (305) 552-4910.

4. SIGNATURE OF OFFICIAL SUBMITTING REPORT: 

5. DATE COMPLETED: 11/14/2011

EDITED COPY

(A) LINE NO.	(B) PLANT	(C) SUPPLIER	(D) DELIVERY LOCATION	(E) DELIVERY DATE	(F) TYPE OIL	(G) VOLUME (BBL)	(H) INVOICE PRICE (\$/BBL)	(I) INVOICE AMOUNT (\$)	(J) DISCOUNT AMOUNT (\$)	(K) NET AMOUNT (\$)	(L) NET PRICE (\$/BBL)	(M) QUALITY ADJUST. (\$/BBL)	(N) EFFECTIVE PUR PRICE (\$/BBL)	(O) TRANSP TO TERM (\$/BBL)	(P) ADDITIONAL TRANS CHGS (\$/BBL)	(Q) OTHER CHGS (\$/BBL)	(R) DELIVERED PRICE (\$/BBL)
1	PMT	AFI	PORT MANATEE	09/18/2011	F06	137957								0.0000			103.5400
2	PWC	APEC		09/28/2011	F03	10219								0.0000			136.2600
3	PWC	APEC		09/30/2011	F03	1773								0.0000			136.2600
4	TP5	PORT		09/13/2011	F03	11601								0.0000			138.0300
5	PPE	AMERIGAS		09/01/2011	PRO	1	198.8700	199	0	199	198.8700	0.0000	198.8700	0.0000	0.0000	0.0000	198.8700
6	PTF	AMERIGAS		09/01/2011	PRO	1	92.2900	92	0	92	92.2900	0.0000	92.2900	0.0000	0.0000	0.0000	92.2900
7	PMR	INDIANTOWN		09/01/2011	PRO	9	108.2500	974	0	974	108.2500	0.0000	108.2500	0.0000	0.0000	0.0000	108.2500
8	PMT	SUBURBAN		09/08/2011	PRO	5	90.0800	450	0	450	90.0800	0.0000	90.0800	0.0000	0.0000	0.0000	90.0800

FPSC FORM NO. 423-1(b)

MONTHLY REPORT OF COST AND QUALITY OF FUEL OIL FOR ELECTRIC PLANTS
REPORT OF ADJUSTMENTS TO PREVIOUS OIL DELIVERIES

1. REPORTING MONTH: SEPTEMBER 2011

3. NAME, TITLE, & TELEPHONE NUMBER OF CONTACT PERSON CONCERNING DATA
SUBMITTED ON THIS FORM: KORY DUBIN, REGULATORY AFFAIRS,

2. REPORTING COMPANY: FLORIDA POWER & LIGHT COMPANY

4. SIGNATURE OF OFFICIAL SUBMITTING REPORT: 

5. DATE COMPLETED: 11/14/2011

LINE NO.	MONTH REPORTED	FORM PLANT NAME	SUPPLIER	ORIGINAL LINE NUMBER	OLD VOLUME (BBLs)	FORM NO.	COLUMN DESIGNATOR & TITLE	OLD VALUE	NEW VALUE	NEW DELIVERED PRICE (\$/BBL)	REASON FOR REVISION
(A)	(B)	(C)	(D)	(E)	(F)	(G)	(H)	(I)	(J)	(K)	(L)
1	NONE										

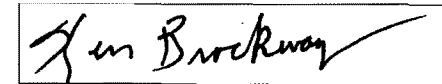
**MONTHLY REPORT OF COST AND QUALITY OF COAL FOR ELECTRIC PLANTS
ORIGIN, TONNAGE, DELIVERED PRICE AND AS RECEIVED QUALITY**

1. Report For Month/Yr: **September 2011**

4. Name, Title & Telephone Number of Contact
Person Concerning Data Submitted on this Form: **Terry Keith (305-552-4334)**

2. Reporting Company: **Florida Power & Light**

5. Signature of Official Submitting Report:



3. Plant Name: **St. Johns River Power Park (SJRPP)**

6. Date Completed: **October 7, 2011**

Line No.	Supplier Name	Mine Location	Purchase Type	Transportation Mode	Tons	Effective Purchase Price (\$/Ton)	Total Trans Cost (\$/Ton)	FOB Plant Price (\$/Ton)	As Received Coal Quality			
									Sulfur Content (%)	Btu Content (%)	Ash Content (%)	Moisture Content (%)
(a)	(b)	(c)	(d)	(e)	(f)	(g)	(h)	(i)	(j)	(k)	(l)	(m)
1	Coal Marketing Company	45,IM,999	LTC	OC	25,195			107.16	0.70	10,603	11.12	14.14
2	Oaktown	"	S	UR	4,749			75.15	3.28	11,558	8.76	12.08
3	Prosperity	,IN,	S	UR	13,825			73.90	1.83	11,578	6.56	14.76
4	Sunrise Coal	"	S	UR	9,561			70.15	3.17	11,572	7.68	13.36

EDITED COPY

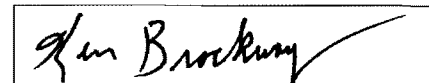
**MONTHLY REPORT OF COST AND QUALITY OF COAL FOR ELECTRIC PLANTS
DETAIL OF INVOICE PURCHASE PRICE**

1. Report For Month/Yr: **September 2011**

4. Name, Title & Telephone Number of Contact
Person Concerning Data Submitted on this Form: **Terry Keith (305-552-4334)**

2. Reporting Company: **Florida Power & Light**

5. Signature of Official Submitting Report:



3. Plant Name: **St. Johns River Power Park (SJRPP)**

6. Date Completed: **October 7, 2011**

Line No.	Supplier Name	Mine Location	Purchase Type	Tons	FOB Mine Price (\$/Ton)	Short Haul & Loading Charge	Original Invoice Price (\$/Ton)	Retro-active Price Increases (\$/Ton)	Base Price (\$/Ton)	Quality Adjustments (\$/Ton)	Effective Purchase Price (\$/Ton)
(a)	(b)	(c)	(d)	(e)	(f)	(g)	(h)	(i)	(j)	(k)	(l)
1	Coal Marketing Company	45,1M,999	LTC	25,195		0.00		0.00		0.00	
2	Oaktown	„	S	4,749		0.00		0.00		0.00	
3	Prosperity	,IN,	S	13,825		0.00		0.00		0.00	
4	Sunrise Coal	„	S	9,561		0.00		0.00		0.00	

EDITED COPY

**MONTHLY REPORT OF COST AND QUALITY OF COAL FOR ELECTRIC PLANTS
DETAIL OF TRANSPORTATION CHARGES**

1. Report For Month/Yr: **September 2011**

4. Name, Title & Telephone Number of Contact

Person Concerning Data Submitted on this Form: **Terry Keith (305-552-4334)**

2. Reporting Company: **Florida Power & Light**

5. Signature of Official Submitting Report:



3. Plant Name: **St. Johns River Power Park (SJRPP)**

6. Date Completed:

October 7, 2011

Line No.	Supplier Name	Mine Location	Shipping Point	Transportation Mode	Tons	Effective Purchase Price (\$/Ton)	Short Haul & Loading Charge (\$/Ton)	Rail Charges		Waterborne Charges				Total Transport Charges (\$/Ton)	FOB Plant Price (\$/Ton)	
								Rail Rate (\$/Ton)	Other Rail Charges (\$/Ton)	River Barge Rate (\$/Ton)	Trans-loading Rate (\$/Ton)	Ocean Barge Rate (\$/Ton)	Other Water Charges (\$/Ton)			Related Charges (\$/Ton)
(a)	(b)	(c)	(d)	(e)	(f)	(g)	(h)	(i)	(j)	(k)	(l)	(m)	(n)	(o)	(p)	(q)
1	Coal Marketing Company	45,1M,999	EL CERREJON	OC	25,195		0.00		0.00	0.00	0.00	0.00	0.00	0.00		107.16
2	Oaktown	„	OAKTOWN MIN	UR	4,749		0.00		0.00	0.00	0.00	0.00	0.00	0.00		75.15
3	Prosperity	,IN,	PROSPERITY MI	UR	13,825		0.00		0.00	0.00	0.00	0.00	0.00	0.00		73.90
4	Sunrise Coal	„	CARLISLE MINE	UR	9,561		0.00		0.00	0.00	0.00	0.00	0.00	0.00		70.15

EDITED COPY

**MONTHLY REPORT OF COST AND QUALITY OF COAL FOR ELECTRIC PLANTS
ORIGIN, TONNAGE, DELIVERED PRICE, AND AS RECEIVED QUALITY**

- | | | | | |
|-----------------------|--|-------|-------------|---|
| 1. Reporting Month: | August | Year: | 2011 | 4. Name, Title & Telephone Number of Contact Person Concerning Data
Submitted on this Form: Terry Keith
(305) 552-4334 |
| 2. Reporting Company: | FLORIDA POWER & LIGHT COMPANY | | | 5. Signature of Official Submitting Report:  |
| 3. Plant Name: | R.W.SCHERER | | | |
| | | | | 6. Date Completed: 17-Nov-11 |

<u>Line No.</u> (a)	<u>Supplier Name</u> (b)	<u>Mine Location</u> (c)	<u>Purchase Type</u> (d)	<u>Transport Mode</u> (e)	<u>Tons</u> (f)	<u>Purchase Price (\$/Ton)</u> (g)	<u>Effective Transport Charges (\$/Ton)</u> (h)	<u>Total FOB Plant Price (\$/Ton)</u> (i)	<u>Sulfur Content (%)</u> (j)	<u>Btu Content (Btu/lb)</u> (k)	<u>Ash Content (%)</u> (l)	<u>Moisture Content (%)</u> (m)
(1)	BUCKSKIN MINING CO	19/WY/5	S	UR	16,711.90			38.387	0.32	8,316	4.70	30.04
(2)	COAL SALES, LLC	19/WY/5	S	UR	22,272.57			40.240	0.22	8,706	4.38	27.54
(3)	KENNECOTT COAL SALE	19/WY/5	S	UR	27,544.85			40.768	0.24	8,833	5.20	25.83
(4)	KENNECOTT COAL SALE	19/WY/5	S	UR	4,526.54			39.068	0.30	8,408	4.63	30.13
(5)	BUCKSKIN MINING CO	19/WY/5	S	UR	17,082.19			38.073	0.32	8,279	4.80	30.25
(6)	ALPHA COAL WEST, INC	19/WY/5	S	UR	14,575.25			39.709	0.25	8,610	4.22	29.05
(7)	KENNECOTT COAL SALE	19/WY/5	S	UR	21,533.25			37.826	0.32	8,290	4.73	30.99
(8)	ALPHA COAL WEST, INC	19/WY/5	S	UR	9,604.96			38.571	0.42	8,354	5.04	29.90

EDITED COPY

**MONTHLY REPORT OF COST AND QUALITY OF COAL FOR ELECTRIC PLANTS
DETAILED PURCHASED COAL INVOICE INFORMATION**

- | | | | | |
|-----------------------|--|-------|-------------|---|
| 1. Reporting Month: | August | Year: | 2011 | 4. Name, Title & Telephone Number of Contact Person Concerning Data Submitted on this Form: Terry Keith
(305) 552-4334 |
| 2. Reporting Company: | FLORIDA POWER & LIGHT COMPANY | | | 5. Signature of Official Submitting Report:  |
| 3. Plant Name: | R.W.SCHERER | | | 6. Date Completed: 17-Nov-11 |

<u>Line No.</u> (a)	<u>Supplier Name</u> (b)	<u>Mine Location</u> (c)	<u>Purch. Type</u> (d)	<u>Tons</u> (e)	<u>FOB Mine Price (\$/Ton)</u> (f)	<u>Shorthaul & Loading Charges (\$/Ton)</u> (g)	<u>Original Invoice Price (\$/Ton)</u> (h)	<u>Retroactive Price Increase (\$/Ton)</u> (i)	<u>Base Price (\$/Ton)</u> (j)	<u>Quality Adjustments (\$/Ton)</u> (k)	<u>Effective Purchase Price (\$/Ton)</u> (l)
(1)	BUCKSKIN MINING CO	19/WY/5	S	16,711.90	-	-	-	-	-	0.003	
(2)	COAL SALES, LLC	19/WY/5	S	22,272.57	-	-	-	-	-	(0.018)	
(3)	KENNECOTT COAL SALE	19/WY/5	S	27,544.85	-	-	-	-	-	0.054	
(4)	KENNECOTT COAL SALE	19/WY/5	S	4,526.54	-	-	-	-	-	0.006	
(5)	BUCKSKIN MINING CO	19/WY/5	S	17,082.19	-	-	-	-	-	(0.247)	
(6)	ALPHA COAL WEST, INC	19/WY/5	S	14,575.25	-	-	-	-	-	0.239	
(7)	KENNECOTT COAL SALE	19/WY/5	S	21,533.25	-	-	-	-	-	(0.069)	
(8)	ALPHA COAL WEST, INC	19/WY/5	S	9,604.96	-	-	-	-	-	0.000	

EDITED COPY

MONTHLY REPORT OF COST AND QUALITY OF COAL FOR ELECTRIC PLANTS
 DETAILED TRANSPORTATION INVOICE INFORMATION

1. Reporting Month: **August** Year: **2011**
 2. Reporting Company: **FLORIDA POWER & LIGHT COMPANY**
 3. Plant Name: **R.W.SCHERER**

4. Name, Title & Telephone Number of Contact Person Concerning Data
 Submitted on this Form: Terry Keith
 (305) 552-4334
 5. Signature of Official Submitting Report: *Terry Keith*
 6. Date Completed: 17-Nov-11

Line No. (a)	Supplier Name (b)	Mine Location (c)	Shipping Point (d)	Transport Mode (e)	Tons (f)	Effective Purchase Price (\$/Ton) (g)	Additional Shorthaul & Loading Charges (\$/Ton) (h)	Rail Charges		Waterborne Charges				Other Related Charges (\$/Ton) (o)	Total Transportation Charges (\$/Ton) (p)	FOB Plant Price (\$/Ton) (q)
								Rail Rate (\$/Ton) (i)	Other Rail Charges (\$/Ton) (j)	River Barge Rate (\$/Ton) (k)	Trans-loading Rate (\$/Ton) (l)	Ocean Barge Rate (\$/Ton) (m)	Other Water Charges (\$/Ton) (n)			
(1)	BUCKSKIN MINING CO	19/WY/5	BUCKSKIN JCT, W	UR	16,711.90		-	-	-	-	-	-	-	-	-	38.387
(2)	COAL SALES, LLC	19/WY/5	NACCO JCT, WY	UR	22,272.57		-	-	-	-	-	-	-	-	-	40.240
(3)	KENNECOTT COAL SAL	19/WY/5	CONVERSE JCT, W	UR	27,544.85		-	-	-	-	-	-	-	-	-	40.768
(4)	KENNECOTT COAL SAL	19/WY/5	CORDERO JCT, W	UR	4,526.54		-	-	-	-	-	-	-	-	-	39.068
(5)	BUCKSKIN MINING CO	19/WY/5	BUCKSKIN JCT, W	UR	17,082.19		-	-	-	-	-	-	-	-	-	38.073
(6)	ALPHA COAL WEST, INC	19/WY/5	BELLE AYR, WY	UR	14,575.25		-	-	-	-	-	-	-	-	-	39.709
(7)	KENNECOTT COAL SAL	19/WY/5	CORDERO JCT, W	UR	21,533.25		-	-	-	-	-	-	-	-	-	37.826
(8)	ALPHA COAL WEST, INC	19/WY/5	EAGLE BUTTE, W	UR	9,604.96		-	-	-	-	-	-	-	-	-	38.571

EDITED COPY

CERTIFICATE OF SERVICE

Docket No. 110001-EI

I, THE UNDERSIGNED COUNSEL, HEREBY CERTIFY that copies of Florida Power & Light Company's forms 423-1, 423-1(a), and 423-1(b) for the month of September, 2011, copies of St. Johns River Power Park forms 423-2, 423-2(a), and 423-2(b) for the month of September, 2011; and copies of Plant Scherer forms 423-2, 423-2(a), and 423-2(b) for the month of August, 2011 have been served via hand delivery* and/or first class mail, postage prepaid to the parties listed below this 23rd day of November, 2011.

Lisa Bennett, Esq.*
Jennifer Crawford, Esq.
Division of Legal Services
Florida Public Service Commission
2540 Shumard Oak Blvd
Tallahassee, Florida 32399-0850
lbennett@psc.state.fl.us
jcrawford@psc.state.fl.us

J. R. Kelly, Esq.
Patricia Christensen, Esq.
Charles Rehwinkel, Esq.
Office of Public Counsel
c/o The Florida Legislature
111 West Madison Street, Room 812
Tallahassee, Florida 32399
Kelly.jr@leg.state.fl.us
Christensen.patty@leg.state.fl.us
rehwinkel.charles@leg.state.fl.us

James D. Beasley, Esq.
J. Jeffrey Wahlen, Esq.
Ausley & McMullen
Attorneys for Tampa Electric
P.O. Box 391
Tallahassee, Florida 32302
jbeasley@ausley.com
jwahlen@ausley.com

John T. Burnett, Esq./Dianne M. Triplett, Esq.
Progress Energy Service Company, LLC
P.O. Box 14042
St. Petersburg, Florida 33733-4042
john.burnett@pgnmail.com
dianne.triplett@pgnmail.com

John W. McWhirter, Jr., Esq.
McWhirter & Davidson, P.A.
Attorneys for FIPUG
P.O. Box 3350
Tampa, Florida 33602
jmcwhirter@mac-law.com

Beth Keating, Esq.
Gunster Firm
Attorneys for FPUC
215 So. Monroe St., Suite 618
Tallahassee, Florida 32301-1804
bkeating@gunster.com

Jeffrey A. Stone, Esq.
Russell A. Badders, Esq.
Beggs & Lane
Attorneys for Gulf Power
501 Commendancia Street
Pensacola, FL 32502
jas@beggslane.com
rab@beggslane.com

James W. Brew, Esq. / F. Alvin Taylor, Esq.
Attorney for White Springs
Brickfield, Burchette, Ritts & Stone, P.C
1025 Thomas Jefferson Street, NW
Eighth Floor, West Tower
Washington, DC 2007-5201
jbrew@bbrslaw.com
ataylor@bbrslaw.com


Robert Scheffel Wright, Esq.
Jay Lavia, Esq.
Gardner, Bist, Wiener, et al., P.A.
Attorneys for Florida Retail Federation and
City of Marianna
1300 Thomaswood Drive
Tallahassee, FL 32308
schef@gbwlegal.com
jlavia@gbwlegal.com

Jon C. Moyle, Esq. and Vicki Kaufman, Esq.
Keefe, Anchors Gordon & Moyle, P.A.
118 N. Gadsden St.
Tallahassee, FL 32301
Co-Counsel for FIPUG
vkaufman@kagmlaw.com
jmoyle@kagmlaw.com

Karen S. White, Esq.
Staff Attorney
AFLOA/JACL-ULT/FLOA/JACL-ULT
139 Barnes Drive, Suite 1
Tyndall AFB, FL 32403-5317
Attorney for the Federal Executive Agencies
Karen.White@tyndall.af.mil

Michael Barrett, Esq.
Division of Legal Services
Florida Public Service Commission
2540 Shumard Oak Blvd
Tallahassee, Florida 32399-0850
mbarrett@psc.state.fl.us

By:



John T. Butler
Fla. Bar No. 283479