

Robert L. McGee, Jr.
Regulatory & Pricing Manager

One Energy Place
Pensacola, Florida 32520-0780

Tel 850.444.6530
Fax 850.444.6026
RLMCGEE@southernco.com



April 29, 2015

Ms. Carlotta Stauffer, Commission Clerk
Florida Public Service Commission
2540 Shumard Oak Boulevard
Tallahassee, FL 32399-0850

REDACTED

RE: Docket No. 150001-EI

Dear Ms. Stauffer:

Enclosed for official filing in Docket No. 150001-EI is an original and ten copies of Gulf Power Company's Form 423 Fuel Report for the months of December 2014 through March 2015.

Sincerely,

Robert L. McGee, Jr.
Regulatory and Pricing Manager

md

Enclosures


cc: Florida Public Service Commission
James Breman
Office of Public Counsel
Patricia Ann Christensen
Beggs & Lane
Jeffrey A. Stone, Esq.

COM 2
AFD 2
APA 2
ECO 2
ENG 2
GCL 2
IDM 2
TEL
CLK

RECEIVED-FPSC
15 APR 30 AM 9:49
COMMISSION
CLERK

Docket No. 150001-EI

**Form 423
December 2014**



**MONTHLY REPORT OF COST AND QUALITY OF FUEL OIL FOR ELECTRIC PLANTS
ORIGIN, VOLUME, DELIVERED PRICE AND AS RECEIVED QUALITY**

1. Reporting Month: **DECEMBER** Year: **2014**
2. Reporting Company: Gulf Power Company
3. Name, Title, & Telephone Number of Contact Person Concerning Data Submitted on this Form: Ms. J.P. Peters, Fuels Analyst
(850)- 444-6332
4. Signature of Official Submitting Report: **Jocelyn P. Peters**
5. Date Completed: April 16, 2015

Line No.	Plant Name	Supplier Name	Shipping Point	Purchase Type	Delivery Location	Delivery Date	Sulfur Type Oil	Sulfur Level %	BTU Content (Btu/gal)	Volume (Bbls)	Delivered Price (\$/Bbl)
(a)	(b)	(c)	(d)	(e)	(f)	(g)	(h)	(i)	(j)	(k)	(l)
1	SMITH	Boswell Oil Co.	Panama City, Fl	S	SMITH	12/14	FO2/LS	not detected	139,064	179	84.924
2	DANIEL	Truman Arnold Energy	Pascagoula, MS	S	DANIEL	12/14	FO2/LS	not detected	138,623	355	82.761
3											
4											
5											

*Gulf's 50% ownership of Daniel where applicable.

(use continuation sheet if necessary)

DETAIL OF INVOICE AND TRANSPORTATION CHARGES

1. Reporting Month: DECEMBER Year: 2014

2. Reporting Company: Gulf Power Company

3. Name, Title, & Telephone Number of Contact Person Concerning
Data Submitted on this Form: Ms. J.P. Peters, Fuels Analyst
(850)- 444-6332

4. Signature of Official Submitting Report: Jocelyn P. Peters

5. Date Completed: April 16, 2015

Line No.	Plant Name	Supplier Name	Delivery Location	Delivery Date	Type Oil	Volume (Bbls)	Invoice Price (\$/Bbl)	Invoice amount (\$)	Discount (\$)	Net Amount (\$)	Net Price (\$/Bbl)	Quality Adjust (\$/Bbl)	Effective Purchase Price (\$/Bbl)	Transport to Terminal (\$/Bbl)	Add'l Transport charges (\$/Bbl)	Other Charges (\$/Bbl)	Delivered Price (\$/Bbl)
(a)	(b)	(c)	(d)	(e)	(f)	(g)	(h)	(i)	(j)	(k)	(l)	(m)	(n)	(o)	(p)	(q)	(r)
1	SMITH	Boswell Oil Co.	SMITH	12/14	FO2/LS	179	84.924	15,169.05	-	15,169.05	84.924	-	84.924	-	-	-	84.924
2	DANIEL	Truman Arnold Energy	DANIEL	12/14	FO2/LS	355	82.761	29,391.87	-	29,391.87	82.761	-	82.761	-	-	-	82.761
3																	
4																	
5																	

*Gulf's 50% ownership of Daniel where applicable.

**Includes tax charges.

(use continuation sheet if necessary)

**MONTHLY REPORT OF COST AND QUALITY OF FUEL OIL FOR ELECTRIC PLANTS
REPORT OF ADJUSTMENTS TO PREVIOUS OIL DELIVERIES**

1. Reporting Month: **DECEMBER** Year: **2014**
2. Reporting Company: Gulf Power Company
3. Name, Title, & Telephone Number of Contact Person Concerning Data Submitted on this Form: Ms. J.P. Peters, Fuels Analyst
(850)- 444-6332
4. Signature of Official Submitting Report: **Jocelyn P. Peters**
5. Date Completed: April 16, 2015

Line No.	Month & Year Reported	Form Plant Name	Supplier	Original Line Number	Old Volume (Bbls)	Form No.	Column Designator & Title	Old Value	New Value	New Delivered Price	Reason for Revision
(a)	(b)	(c)	(d)	(e)	(f)	(g)	(h)	(i)	(j)	(k)	(l)
1	No adjustments for the month.										
2											
3											
4											
5											
6											
7											
8											
9											

(use continuation sheet if necessary)

**MONTHLY REPORT OF COST AND QUALITY OF COAL FOR ELECTRIC PLANTS
ORIGIN, TONNAGE, DELIVERED PRICE, AND AS RECEIVED QUALITY**

1. Reporting Month: **DECEMBER** Year: **2014** 4. Name, Title, & Telephone Number of Contact Person Concerning
Data Submitted on this Form: Ms. J.P. Peters, Fuels Analyst
(850)- 444-6332

2. Reporting Company: Gulf Power Company

3. Plant Name: Crist Electric Generating Plant 5. Signature of Official Submitting Report: **Jocelyn P. Peters**

6. Date Completed: April 16, 2015

Line No.	Supplier Name	Mine Location			Purchase Type	Transport Mode	Tons	Effective Purchase Price (\$/Ton)	Effective Transport Charges (\$/Ton)	Total FOB Plant Price (\$/Ton)	Sulfur Content (%)	Btu Content (Btu/lb)	Ash Content (%)	Moisture Content (%)
(a)	(b)	(c)			(d)	(e)	(f)	(g)	(h)	(i)	(j)	(k)	(l)	(m)
1	FORESIGHT	10	IL	199	C	RB	48,909.90			74.679	2.60	11,781	9.99	9.75
2	ALPHA COAL SALES	8	WV	99	C	RB	48,909.90			118.178	0.90	12,335	10.51	6.84
3														
4														
5														
6														
7														
8														
9														
10														
11														
12														
13														
14														
15														

(use continuation sheet if necessary)

**MONTHLY REPORT OF COST AND QUALITY OF COAL FOR ELECTRIC PLANTS
DETAILED PURCHASED COAL INVOICE INFORMATION**

- | | | | |
|-----------------------|--|---|---|
| 1. Reporting Month: | DECEMBER Year: 2014 | 4. Name, Title, & Telephone Number of Contact Person Concerning
Data Submitted on this Form: | <u>Ms. J.P. Peters, Fuels Analyst</u>
<u>(850)- 444-6332</u> |
| 2. Reporting Company: | <u>Gulf Power Company</u> | 5. Signature of Official Submitting Report: | Jocelyn P. Peters |
| 3. Plant Name: | <u>Crist Electric Generating Plant</u> | 6. Date Completed: | <u>April 16, 2015</u> |

Line No.	Supplier Name	Mine Location		Purchase Type	Tons	FOB Mine Price (\$/Ton)	Shorthaul & Loading Charges (\$/Ton)	Original Invoice Price (\$/Ton)	Retroactive Price increases (\$/Ton)	Base Price (\$/Ton)	Quality Adjustments (\$/Ton)	Effective Purchase Price (\$/Ton)
(a)	(b)	(c)		(d)	(e)	(f)	(g)	(h)	(i)	(j)	(k)	(l)
1	FORESIGHT	10	IL 199	C	48,909.90		-		-		0.679	
2	ALPHA COAL SALES	8	WV 99	C	48,909.90		-		-		0.808	
3												
4												
5												
6												
7												
8												
9												
10												
11												
12												
13												
14												
15												

(use continuation sheet if necessary)

**MONTHLY REPORT OF COST AND QUALITY OF COAL FOR ELECTRIC PLANTS
DETAIL OF TRANSPORTATION CHARGES**

1. Reporting Month: DECEMBER Year: 2014
2. Reporting Company: Gulf Power Company
3. Plant Name: Crist Electric Generating Plant
4. Name, Title, & Telephone Number of Contact Person Concerning
Data Submitted on this Form: Ms. J.P. Peters, Fuels Analyst
(850)- 444-6332
5. Signature of Official Submitting Report: Jocelyn P. Peters
6. Date Completed: April 16, 2015

Line No.	Supplier Name	Mine Location		Shipping Point	Transport Mode	Tons	Effective Purchase Price (\$/Ton)	Additional Shorthaul & Loading Charges (\$/Ton)	Rail Charges			Waterborne Charges				Total Transportation charges (\$/Ton)	FOB Plant Price (\$/Ton)
									Rail Rate (\$/Ton)	Other Rail Charges (\$/Ton)	River Barge Rate (\$/Ton)	Trans-loading Rate (\$/Ton)	Ocean Barge Rate (\$/Ton)	Other Water Charges (\$/Ton)	Other Related Charges (\$/Ton)		
(a)	(b)	(c)	(d)	(e)	(f)	(g)	(h)	(i)	(j)	(k)	(l)	(m)	(n)	(o)	(p)	(q)	
1	FORESIGHT	10	IL 199	ASDD	RB	48,909.90		-		-		-	-	-		74.679	
2	ALPHA COAL SALES	8	WV 99	ASDD	RB	48,909.90		-		-		-	-	-		118.178	
3																	
4																	
5																	
6																	
7																	
8																	
9																	
10																	
11																	
12																	
13																	
14																	
15																	

(use continuation sheet if necessary)

**MONTHLY REPORT OF COST AND QUALITY OF COAL FOR ELECTRIC PLANTS
REPORT OF ADJUSTMENTS TO PREVIOUS COAL DELIVERIES**

1. Reporting Month: DECEMBER Year: 2014
2. Reporting Company: Gulf Power Company
3. Name, Title, & Telephone Number of Contact Person Concerning
Data Submitted on this Form: Ms. J.P. Peters, Fuels Analyst
(850)- 444-6332
4. Signature of Official Submitting Report: Jocelyn P. Peters
5. Date Completed: April 16, 2015

Line No.	Month & Year Reported	Form Plant Name	Intended Generating Plant	Supplier	Original Line Number	Old Volume (Tons)	Form No.	Designator & Title	Old Value	New Value	New FOB Plant Price	Reason for Revision
(a)	(b)	(c)	(d)	(e)	(f)	(g)	(h)	(i)	(j)	(k)	(l)	(m)
1	No adjustments for the month.											
2												
3												
4												
5												
6												
7												
8												
9												

(use continuation sheet if necessary)

**MONTHLY REPORT OF COST AND QUALITY OF COAL FOR ELECTRIC PLANTS
ORIGIN, TONNAGE, DELIVERED PRICE, AND AS RECEIVED QUALITY**

1. Reporting Month: DECEMBER Year: 2014 4. Name, Title, & Telephone Number of Contact Person Concerning
Data Submitted on this Form: Ms. J.P. Peters, Fuels Analyst
 2. Reporting Company: Gulf Power Company (850)- 444-6332
 3. Plant Name: Smith Electric Generating Plant 5. Signature of Official Submitting Report: Jocelyn P. Peters
 6. Date Completed: April 16, 2015

Line No.	Supplier Name	Mine Location	Purchase Type	Transport Mode	Tons	Effective Purchase Price (\$/Ton)	Effective Transport Charges (\$/Ton)	Total FOB Plant Price (\$/Ton)	Sulfur Content (%)	Btu Content (Btu/lb)	Ash Content (%)	Moisture Content (%)
(a)	(b)	(c)	(d)	(e)	(f)	(g)	(h)	(i)	(j)	(k)	(l)	(m)
1	GLENCORE		S	RB	41,691.80			88.899	0.78	11,839	8.05	9.93
2												
3												
4												
5												
6												
7												
8												
9												
10												
11												
12												
13												
14												
15												

(use continuation sheet if necessary)

**MONTHLY REPORT OF COST AND QUALITY OF COAL FOR ELECTRIC PLANTS
DETAILED PURCHASED COAL INVOICE INFORMATION**

1. Reporting Month: DECEMBER Year: 2014 4. Name, Title, & Telephone Number of Contact Person Concerning
Data Submitted on this Form: Ms. J.P. Peters, Fuels Analyst
(850)- 444-6332

2. Reporting Company: Gulf Power Company

3. Plant Name: Smith Electric Generating Plant 5. Signature of Official Submitting Report: Jocelyn P. Peters

6. Date Completed: April 16, 2015

Line No.	Supplier Name	Mine Location	Purchase Type	Tons	FOB Mine Price (\$/Ton)	Shorthaul & Loading Charges (\$/Ton)	Original Invoice Price (\$/Ton)	Retroactive Price increases (\$/Ton)	Base Price (\$/Ton)	Quality Adjustments (\$/Ton)	Effective Purchase Price (\$/Ton)
(a)	(b)	(c)	(d)	(e)	(f)	(g)	(h)	(i)	(j)	(k)	(l)
1	GLENCORE		S	41,691.80	██████████	-	██████████	-	██████████	0.259	██████████
2											
3											
4											
5											
6											
7											
8											
9											
10											
11											
12											
13											
14											
15											

(use continuation sheet if necessary)

**MONTHLY REPORT OF COST AND QUALITY OF COAL FOR ELECTRIC PLANTS
DETAIL OF TRANSPORTATION CHARGES**

1. Reporting Month: DECEMBER Year: 2014

2. Reporting Company: Gulf Power Company

3. Plant Name: Smith Electric Generating Plant

4. Name, Title, & Telephone Number of Contact Person Concerning

Data Submitted on this Form: Ms. J.P. Peters, Fuels Analyst
(850)- 444-6332

5. Signature of Official Submitting Report: Jocelyn P. Peters

6. Date Completed: April 16, 2015

Line No.	Supplier Name	Mine Location	Shipping Point	Transport Mode	Tons	Effective Purchase Price (\$/Ton)	Additional Shorthaul & Loading Charges (\$/Ton)	Rail Charges			Waterborne Charges			Other Related Charges (\$/Ton)	Total Transportation charges (\$/Ton)	FOB Plant Price (\$/Ton)
								Rail Rate (\$/Ton)	Other Rail Charges (\$/Ton)	River Barge Rate (\$/Ton)	Trans-loading Rate (\$/Ton)	Ocean Barge Rate (\$/Ton)	Other Water Charges (\$/Ton)			
(a)	(b)	(c)	(d)	(e)	(f)	(g)	(h)	(i)	(j)	(k)	(l)	(m)	(n)	(o)	(p)	(q)
1	GLENCORE		ASDD	RB	41,691.80		-		-			-	-	-		88.899
2																
3																
4																
5																
6																
7																
8																
9																
10																
11																
12																
13																
14																
15																

(use continuation sheet if necessary)

**MONTHLY REPORT OF COST AND QUALITY OF COAL FOR ELECTRIC PLANTS
REPORT OF ADJUSTMENTS TO PREVIOUS COAL DELIVERIES**

1. Reporting Month: DECEMBER Year: 2014
2. Reporting Company: Gulf Power Company
3. Name, Title, & Telephone Number of Contact Person Concerning
Data Submitted on this Form: Ms. J.P. Peters, Fuels Analyst
(850)- 444-6332
4. Signature of Official Submitting Report: Jocelyn P. Peters
5. Date Completed: April 16, 2015

Line No.	Month & Year Reported	Form Plant Name	Intended Generating Plant	Supplier	Original Line Number	Old Volume (Tons)	Form No.	Designator & Title	Old Value	New Value	New FOB Plant Price	Reason for Revision
(a)	(b)	(c)	(d)	(e)	(f)	(g)	(h)	(i)	(j)	(k)	(l)	(m)
1	No adjustments for the month.											
2												
3												
4												
5												
6												
7												
8												
9												

(use continuation sheet if necessary)

**MONTHLY REPORT OF COST AND QUALITY OF COAL FOR ELECTRIC PLANTS
ORIGIN, TONNAGE, DELIVERED PRICE, AND AS RECEIVED QUALITY**

1. Reporting Month: DECEMBER Year: 2014
 2. Reporting Company: Gulf Power Company
 3. Plant Name: Scholz Electric Generating Plant
 4. Name, Title, & Telephone Number of Contact Person Concerning
 Data Submitted on this Form: Ms. J.P. Peters, Fuels Analyst
(850)- 444-6332
 5. Signature of Official Submitting Report: Jocelyn P. Peters
 6. Date Completed: April 16, 2015

Line No.	Supplier Name	Mine Location	Purchase Type	Transport Mode	Tons	Effective Purchase Price (\$/Ton)	Effective Transport Charges (\$/Ton)	Total FOB Plant Price (\$/Ton)	Sulfur Content (%)	Btu Content (Btu/lb)	Ash Content (%)	Moisture Content (%)
(a)	(b)	(c)	(d)	(e)	(f)	(g)	(h)	(i)	(j)	(k)	(l)	(m)
1												
2												
3												
4												
5												
6												
7												
8												
9												
10												

(use continuation sheet if necessary)

**MONTHLY REPORT OF COST AND QUALITY OF COAL FOR ELECTRIC PLANTS
DETAILED PURCHASED COAL INVOICE INFORMATION**

- | | | | |
|-----------------------|---|---|---|
| 1. Reporting Month: | DECEMBER Year: 2014 | 4. Name, Title, & Telephone Number of Contact Person Concerning
Data Submitted on this Form: | <u>Ms. J.P. Peters, Fuels Analyst</u>
<u>(850)- 444-6332</u> |
| 2. Reporting Company: | <u>Gulf Power Company</u> | 5. Signature of Official Submitting Report: | Jocelyn P. Peters |
| 3. Plant Name: | <u>Scholz Electric Generating Plant</u> | 6. Date Completed: | <u>April 16, 2015</u> |

Line No.	Supplier Name	Mine Location	Purchase Type	Tons	FOB Mine Price (\$/Ton)	Shorthaul & Loading Charges (\$/Ton)	Original Invoice Price (\$/Ton)	Retroactive Price increases (\$/Ton)	Base Price (\$/Ton)	Quality Adjustments (\$/Ton)	Effective Purchase Price (\$/Ton)
(a)	(b)	(c)	(d)	(e)	(f)	(g)	(h)	(i)	(j)	(k)	(l)
1											
2											
3											
4											
5											
6											
7											
8											
9											
10											

(use continuation sheet if necessary)

**MONTHLY REPORT OF COST AND QUALITY OF COAL FOR ELECTRIC PLANTS
DETAIL OF TRANSPORTATION CHARGES**

1. Reporting Month: DECEMBER Year: 2014
 2. Reporting Company: Gulf Power Company
 3. Plant Name: Scholz Electric Generating Plant
 4. Name, Title, & Telephone Number of Contact Person Concerning
 Data Submitted on this Form: Ms. J.P. Peters, Fuels Analyst
(850)- 444-6332
 5. Signature of Official Submitting Report: Jocelyn P. Peters
 6. Date Completed: April 16, 2015

Line No.	Supplier Name	Mine Location	Shipping Point	Transport Mode	Tons	Effective Purchase Price (\$/Ton)	Additional Shorthaul & Loading Charges (\$/Ton)	Rail Charges			Waterborne Charges				Total Transportation charges (\$/Ton)	FOB Plant Price (\$/Ton)
								Rail Rate (\$/Ton)	Other Rail Charges (\$/Ton)	River Barge Rate (\$/Ton)	Trans-loading Rate (\$/Ton)	Ocean Barge Rate (\$/Ton)	Other Water Charges (\$/Ton)	Other Related Charges (\$/Ton)		
(a)	(b)	(c)	(d)	(e)	(f)	(g)	(h)	(i)	(j)	(k)	(l)	(m)	(n)	(o)	(p)	(q)
1																
2																
3																
4																
5																
6																
7																
8																
9																
10																

(use continuation sheet if necessary)

**MONTHLY REPORT OF COST AND QUALITY OF COAL FOR ELECTRIC PLANTS
REPORT OF ADJUSTMENTS TO PREVIOUS COAL DELIVERIES**

1. Reporting Month: **DECEMBER** Year: **2014**
2. Reporting Company: Gulf Power Company
3. Name, Title, & Telephone Number of Contact Person Concerning Data Submitted on this Form: Ms. J.P. Peters, Fuels Analyst
(850)- 444-6332
4. Signature of Official Submitting Report: **Jocelyn P. Peters**
5. Date Completed: April 16, 2015

Line No.	Month & Year Reported	Form Plant Name	Intended Generating Plant	Supplier	Original Line Number	Old Volume (Tons)	Form No.	Designator & Title	Old Value	New Value	New FOB Plant Price	Reason for Revision
(a)	(b)	(c)	(d)	(e)	(f)	(g)	(h)	(i)	(j)	(k)	(l)	(m)
1	No adjustments for the month.											
2												
3												
4												
5												
6												
7												
8												
9												

(use continuation sheet if necessary)

**MONTHLY REPORT OF COST AND QUALITY OF COAL FOR ELECTRIC PLANTS
ORIGIN, TONNAGE, DELIVERED PRICE, AND AS RECEIVED QUALITY**

1. Reporting Month: DECEMBER Year: 2014
 2. Reporting Company: Gulf Power Company
 3. Plant Name: Daniel Electric Generating Plant
 4. Name, Title, & Telephone Number of Contact Person Concerning Data Submitted on this Form: Ms. J.P. Peters, Fuels Analyst
(850)- 444-6332
 5. Signature of Official Submitting Report: Jocelyn P. Peters
 6. Date Completed: April 16, 2015

Line No.	Supplier Name	Mine Location			Purchase Type	Transport Mode	Tons	Effective Purchase Price (\$/Ton)	Effective Transport Charges (\$/Ton)	Total FOB Plant Price (\$/Ton)	Sulfur Content (%)	Btu Content (Btu/lb)	Ash Content (%)	Moisture Content (%)
(a)	(b)	(c)			(d)	(e)	(f)	(g)	(h)	(i)	(j)	(k)	(l)	(m)
1	ARCH COAL SALES	17	CO	51	S	RR	29,703.50			84.153	0.58	11,582	7.40	10.40
2	ARCH COAL SALES	19	WY	5	S	RR	40,443.50			57.536	0.20	8,863	5.40	26.70
3	ARCH COAL SALES	19	WY	5	S	RR	6,833.92			56.889	0.21	8,984	4.90	26.40
4														
5														
6														
7														
8														
9														
10														

(use continuation sheet if necessary)

**MONTHLY REPORT OF COST AND QUALITY OF COAL FOR ELECTRIC PLANTS
DETAILED PURCHASED COAL INVOICE INFORMATION**

- | | |
|--|---|
| 1. Reporting Month: DECEMBER Year: 2014 | 4. Name, Title, & Telephone Number of Contact Person Concerning
Data Submitted on this Form: <u>Ms. J.P. Peters, Fuels Analyst</u>
<u>(850)- 444-6332</u> |
| 2. Reporting Company: <u>Gulf Power Company</u> | 5. Signature of Official Submitting Report: <u>Jocelyn P. Peters</u> |
| 3. Plant Name: <u>Daniel Electric Generating Plant</u> | 6. Date Completed: <u>April 16, 2015</u> |

Line No.	Supplier Name	Mine Location			Purchase Type	Tons	FOB Mine Price (\$/Ton)	Shorthaul & Loading Charges (\$/Ton)	Original Invoice Price (\$/Ton)	Retroactive Price increases (\$/Ton)	Base Price (\$/Ton)	Quality Adjustments (\$/Ton)	Effective Purchase Price (\$/Ton)
(a)	(b)	(c)			(d)	(e)	(f)	(g)	(h)	(i)	(j)	(k)	(l)
1	ARCH COAL SALES	17	CO	51	S	29,703.50		-		-		0.463	
2	ARCH COAL SALES	19	WY	5	S	40,443.50		-		-		(0.055)	
3	ARCH COAL SALES	19	WY	5	S	6,833.92		-		-		0.258	
4													
5													
6													
7													
8													
9													
10													

(use continuation sheet if necessary)

**MONTHLY REPORT OF COST AND QUALITY OF COAL FOR ELECTRIC PLANTS
DETAIL OF TRANSPORTATION CHARGES**

1. Reporting Month: DECEMBER Year: 2014
 2. Reporting Company: Gulf Power Company
 3. Plant Name: Daniel Electric Generating Plant
 4. Name, Title, & Telephone Number of Contact Person Concerning
 Data Submitted on this Form: Ms. J.P. Peters, Fuels Analyst
(850)- 444-6332
 5. Signature of Official Submitting Report: Jocelyn P. Peters
 6. Date Completed: April 16, 2015

Line No.	Supplier Name	Mine Location		Shipping Point	Transport Mode	Tons	Effective Purchase Price (\$/Ton)	Additional Shorthaul & Loading Charges (\$/Ton)	Rail Charges			Waterborne Charges			Other Related Charges (\$/Ton)	Total Transportation charges (\$/Ton)	FOB Plant Price (\$/Ton)
									Rail Rate (\$/Ton)	Other Rail Charges (\$/Ton)	River Barge Rate (\$/Ton)	Trans-loading Rate (\$/Ton)	Ocean Barge Rate (\$/Ton)	Other Water Charges (\$/Ton)			
(a)	(b)	(c)		(d)	(e)	(f)	(g)	(h)	(i)	(j)	(k)	(l)	(m)	(n)	(o)	(p)	(q)
1	ARCH COAL SALES	17	CO	51	West Elk, Gunniso	RR	29,703.50	-	-	4.41	-	-	-	-	-	-	84.153
2	ARCH COAL SALES	19	WY	5	Black Thunder, Cam	RR	40,443.50	-	-	4.41	-	-	-	-	-	-	57.536
3	ARCH COAL SALES	19	WY	5	Black Thunder, Camp	RR	6,833.92	-	-	4.40	-	-	-	-	-	-	56.889
4																	
5																	
6																	
7																	
8																	
9																	
10																	

(use continuation sheet if necessary)

**MONTHLY REPORT OF COST AND QUALITY OF COAL FOR ELECTRIC PLANTS
REPORT OF ADJUSTMENTS TO PREVIOUS COAL DELIVERIES**


1. Reporting Month: DECEMBER Year: 2014
2. Reporting Company: Gulf Power Company
3. Name, Title, & Telephone Number of Contact Person Concerning Data Submitted on this Form: Ms. J.P. Peters, Fuels Analyst
(850)- 444-6332
4. Signature of Official Submitting Report: Jocelyn P. Peters
5. Date Completed: April 16, 2015

Line No.	Month & Year Reported	Form Plant Name	Intended Generating Plant	Supplier	Original Line Number	Old Volume (Tons)	Form No.	Designator & Title	Old Value	New Value	New FOB Plant Price	Reason for Revision
(a)	(b)	(c)	(d)	(e)	(f)	(g)	(h)	(i)	(j)	(k)	(l)	(m)
1	No adjustments for the month.											
2												
3												
4												
5												
6												
7												
8												
9												

(use continuation sheet if necessary)

Docket No. 150001-EI

**Form 423
January 2015**



**MONTHLY REPORT OF COST AND QUALITY OF FUEL OIL FOR ELECTRIC PLANTS
ORIGIN, VOLUME, DELIVERED PRICE AND AS RECEIVED QUALITY**

1. Reporting Month: **JANUARY** Year: **2015**

3. Name, Title, & Telephone Number of Contact Person Concerning
Data Submitted on this Form: Ms. J.P. Peters, Fuels Analyst
(850)- 444-6332

2. Reporting Company: Gulf Power Company

4. Signature of Official Submitting Report: Jocelyn P. Peters

5. Date Completed: April 16, 2015

Line No.	Plant Name	Supplier Name	Shipping Point	Purchase Type	Delivery Location	Delivery Date	Sulfur Type Oil	Sulfur Level %	BTU Content (Btu/gal)	Volume (Bbls)	Delivered Price (\$/Bbl)
(a)	(b)	(c)	(d)	(e)	(f)	(g)	(h)	(i)	(j)	(k)	(l)
1	SMITH	Boswell Oil Co.	Panama City, Fl	S	SMITH	01/15	FO2/LS	not detected	138,769	1968	70.607
2	DANIEL	Truman Arnold Energy	Pascagoula, MS	S	DANIEL	01/15	FO2/LS	not detected	138,623	1175	65.769
3											
4											
5											

*Gulf's 50% ownership of Daniel where applicable.

(use continuation sheet if necessary)

DETAIL OF INVOICE AND TRANSPORTATION CHARGES

1. Reporting Month: **JANUARY** Year: **2015**

2. Reporting Company: Gulf Power Company

3. Name, Title, & Telephone Number of Contact Person Concerning

Data Submitted on this Form: Ms. J.P. Peters, Fuels Analyst
(850)- 444-6332

4. Signature of Official Submitting Report: Jocelyn P. Peters

5. Date Completed: April 16, 2015

Line No.	Plant Name	Supplier Name	Delivery Location	Delivery Date	Type Oil	Volume (Bbls)	Invoice Price (\$/Bbl)	Invoice amount (\$)	Discount (\$)	Net Amount (\$)	Net Price (\$/Bbl)	Quality Adjust (\$/Bbl)	Effective Purchase Price (\$/Bbl)	Transport to Terminal (\$/Bbl)	Add'l Transport charges (\$/Bbl)	Other Charges (\$/Bbl)	Delivered Price (\$/Bbl)
(a)	(b)	(c)	(d)	(e)	(f)	(g)	(h)	(i)	(j)	(k)	(l)	(m)	(n)	(o)	(p)	(q)	(r)
1	SMITH	Boswell Oil Co.	SMITH	01/15	FO2/LS	1968	70.607	138,923.94	-	138,923.94	70.607	-	70.607	-	-	-	70.607
2	DANIEL	Truman Arnold Energy	DANIEL	01/15	FO2/LS	1175	65.769	77,279.86	-	77,279.86	65.769	-	65.769	-	-	-	65.769
3																	
4																	
5																	

*Gulf's 50% ownership of Daniel where applicable.

**Includes tax charges.

(use continuation sheet if necessary)

**MONTHLY REPORT OF COST AND QUALITY OF FUEL OIL FOR ELECTRIC PLANTS
REPORT OF ADJUSTMENTS TO PREVIOUS OIL DELIVERIES**

1. Reporting Month: **JANUARY** Year: **2015**
2. Reporting Company: Gulf Power Company
3. Name, Title, & Telephone Number of Contact Person Concerning Data Submitted on this Form: Ms. J.P. Peters, Fuels Analyst (850)- 444-6332
4. Signature of Official Submitting Report: **Jocelyn P. Peters**
5. Date Completed: April 16, 2015

Line No.	Month & Year Reported	Form Plant Name	Supplier	Original Line Number	Old Volume (Bbls)	Form No.	Column Designator & Title	Old Value	New Value	New Delivered Price	Reason for Revision
(a)	(b)	(c)	(d)	(e)	(f)	(g)	(h)	(i)	(j)	(k)	(l)
1	No adjustments for the month.										
2											
3											
4											
5											
6											
7											
8											
9											

(use continuation sheet if necessary)

**MONTHLY REPORT OF COST AND QUALITY OF COAL FOR ELECTRIC PLANTS
ORIGIN, TONNAGE, DELIVERED PRICE, AND AS RECEIVED QUALITY**

1. Reporting Month: JANUARY Year: 2015 4. Name, Title, & Telephone Number of Contact Person Concerning
Data Submitted on this Form: Ms. J.P. Peters, Fuels Analyst
(850)-444-6332

2. Reporting Company: Gulf Power Company

3. Plant Name: Crist Electric Generating Plant 5. Signature of Official Submitting Report: Jocelyn P. Peters

6. Date Completed: April 16, 2015

Line No.	Supplier Name	Mine Location		Purchase Type	Transport Mode	Tons	Effective Purchase Price (\$/Ton)	Effective Transport Charges (\$/Ton)	Total FOB Plant Price (\$/Ton)	Sulfur Content (%)	Btu Content (Btu/lb)	Ash Content (%)	Moisture Content (%)
(a)	(b)	(c)		(d)	(e)	(f)	(g)	(h)	(i)	(j)	(k)	(l)	(m)
1	AMERICAN COAL	10	IL	165	C	RB	1,619.58		77.377	2.54	11,752	8.41	10.39
2	FORESIGHT	10	IL	199	C	RB	38,060.12		75.612	2.57	11,798	10.40	9.32
3	ALPHA COAL SALES	8	WV	99	C	RB	25,913.27		117.389	0.89	12,290	10.83	6.96
4	GLENCORE	45	IM	999	S	RB	13,766.43		89.250	0.68	11,800	7.83	10.26
5	ALLIANCE COAL	11	IN	51	S	RB	24,113.81		67.307	1.42	11,398	6.62	15.46
6													
7													
8													
9													
10													
11													
12													
13													
14													
15													

(use continuation sheet if necessary)

**MONTHLY REPORT OF COST AND QUALITY OF COAL FOR ELECTRIC PLANTS
DETAILED PURCHASED COAL INVOICE INFORMATION**

- | | |
|---|---|
| 1. Reporting Month: JANUARY Year: 2015 | 4. Name, Title, & Telephone Number of Contact Person Concerning
Data Submitted on this Form: <u>Ms. J.P. Peters, Fuels Analyst</u>
<u>(850)- 444-6332</u> |
| 2. Reporting Company: <u>Gulf Power Company</u> | 5. Signature of Official Submitting Report: Jocelyn P. Peters |
| 3. Plant Name: <u>Crist Electric Generating Plant</u> | 6. Date Completed: <u>April 16, 2015</u> |

Line No.	Supplier Name	Mine Location			Purchase Type	Tons	FOB Mine Price (\$/Ton)	Shorthaul & Loading Charges (\$/Ton)	Original Invoice Price (\$/Ton)	Retroactive Price increases (\$/Ton)	Base Price (\$/Ton)	Quality Adjustments (\$/Ton)	Effective Purchase Price (\$/Ton)
(a)	(b)	(c)			(d)	(e)	(f)	(g)	(h)	(i)	(j)	(k)	(l)
1	AMERICAN COAL	10	IL	165	C	1,619.58		-				(0.193)	
2	FORESIGHT	10	IL	199	C	38,060.12		-				(0.008)	
3	ALPHA COAL SALES	8	WV	99	C	25,913.27		-				0.539	
4	GLENCORE	45	IM	999	S	13,766.43		-					
5	ALLIANCE COAL	11	IN	51	S	24,113.81		-				(0.443)	
6													
7													
8													
9													
10													
11													
12													
13													
14													
15													

(use continuation sheet if necessary)

**MONTHLY REPORT OF COST AND QUALITY OF COAL FOR ELECTRIC PLANTS
DETAIL OF TRANSPORTATION CHARGES**

1. Reporting Month: **JANUARY** Year: **2015**
2. Reporting Company: **Gulf Power Company**
3. Plant Name: **Crist Electric Generating Plant**
4. Name, Title, & Telephone Number of Contact Person Concerning
Data Submitted on this Form: **Ms. J.P. Peters, Fuels Analyst**
(850)- 444-6332
5. Signature of Official Submitting Report: **Jocelyn P. Peters**
6. Date Completed: **April 16, 2015**

Line No.	Supplier Name	Mine Location		Shipping Point	Transport Mode	Tons	Effective Purchase Price (\$/Ton)	Additional Shorthaul & Loading Charges (\$/Ton)	Rail Charges			Waterborne Charges			Other Related Charges (\$/Ton)	Total Transportation charges (\$/Ton)	FOB Plant Price (\$/Ton)
									Rail Rate (\$/Ton)	Other Rail Charges (\$/Ton)	River Barge Rate (\$/Ton)	Trans-loading Rate (\$/Ton)	Ocean Barge Rate (\$/Ton)	Other Water Charges (\$/Ton)			
(a)	(b)	(c)		(d)	(e)	(f)	(g)	(h)	(i)	(j)	(k)	(l)	(m)	(n)	(o)	(p)	(q)
1	AMERICAN COAL	10	IL	165 ASDD	RB	1,619.58		-		-			-	-	-		77.377
2	FORESIGHT	10	IL	199 ASDD	RB	38,060.12		-		-			-	-	-		75.612
3	ALPHA COAL SALES	8	WV	99 ASDD	RB	25,913.27		-		-			-	-	-		117.389
4	GLENOCORE	45	IM	999 ASDD	RB	13,766.43		-	-	-			-	-	-		89.250
5	ALLIANCE COAL	11	IN	51 MT VERNON, IN	RB	24,113.81		-	-	-			-	-	-		67.307
6																	
7																	
8																	
9																	
10																	
11																	
12																	
13																	
14																	
15																	

(use continuation sheet if necessary)

**MONTHLY REPORT OF COST AND QUALITY OF COAL FOR ELECTRIC PLANTS
REPORT OF ADJUSTMENTS TO PREVIOUS COAL DELIVERIES**

1. Reporting Month: JANUARY Year: 2015
2. Reporting Company: Gulf Power Company
3. Name, Title, & Telephone Number of Contact Person Concerning Data Submitted on this Form: Ms. J.P. Peters, Fuels Analyst
(850)- 444-6332
4. Signature of Official Submitting Report: Jocelyn P. Peters
5. Date Completed: April 16, 2015

Line No.	Month & Year Reported	Form Plant Name	Intended Generating Plant	Supplier	Original Line Number	Old Volume (Tons)	Form No.	Designator & Title	Old Value	New Value	New FOB Plant Price	Reason for Revision
(a)	(b)	(c)	(d)	(e)	(f)	(g)	(h)	(i)	(j)	(k)	(l)	(m)
1	No adjustments for the month.											
2												
3												
4												
5												
6												
7												
8												
9												

(use continuation sheet if necessary)

**MONTHLY REPORT OF COST AND QUALITY OF COAL FOR ELECTRIC PLANTS
ORIGIN, TONNAGE, DELIVERED PRICE, AND AS RECEIVED QUALITY**

1. Reporting Month: JANUARY Year: 2015 4. Name, Title, & Telephone Number of Contact Person Concerning
Data Submitted on this Form: Ms. J.P. Peters, Fuels Analyst
 2. Reporting Company: Gulf Power Company (850)- 444-6332
 3. Plant Name: Smith Electric Generating Plant 5. Signature of Official Submitting Report: Jocelyn P. Peters
 6. Date Completed: April 16, 2015

Line No.	Supplier Name	Mine Location	Purchase Type	Transport Mode	Tons	Effective Purchase Price (\$/Ton)	Effective Transport Charges (\$/Ton)	Total FOB Plant Price (\$/Ton)	Sulfur Content (%)	Btu Content (Btu/lb)	Ash Content (%)	Moisture Content (%)
(a)	(b)	(c)	(d)	(e)	(f)	(g)	(h)	(i)	(j)	(k)	(l)	(m)
1	ALPHA COAL SALES	8 WV	99 C	RB	6,066.64			117.099	0.89	12,290	10.83	6.96
2	GLENCORE	45 IM	999 S	RB	16,683.26			88.750	0.68	11,800	7.83	10.26
3	INTEROCEAN	45 IM	999 S	RB	12,044.10			81.680	0.54	10,813	7.19	14.71
4												
5												
6												
7												
8												
9												
10												
11												
12												
13												
14												
15												

(use continuation sheet if necessary)

**MONTHLY REPORT OF COST AND QUALITY OF COAL FOR ELECTRIC PLANTS
DETAILED PURCHASED COAL INVOICE INFORMATION**

- | | |
|---|---|
| 1. Reporting Month: JANUARY Year: 2015 | 4. Name, Title, & Telephone Number of Contact Person Concerning
Data Submitted on this Form: <u>Ms. J.P. Peters, Fuels Analyst</u>
<u>(850)- 444-6332</u> |
| 2. Reporting Company: <u>Gulf Power Company</u> | 5. Signature of Official Submitting Report: Jocelyn P. Peters |
| 3. Plant Name: <u>Smith Electric Generating Plant</u> | 6. Date Completed: <u>April 16, 2015</u> |

Line No.	Supplier Name	Mine Location			Purchase Type	Tons	FOB Mine Price (\$/Ton)	Shorthaul & Loading Charges (\$/Ton)	Original Invoice Price (\$/Ton)	Retroactive Price increases (\$/Ton)	Base Price (\$/Ton)	Quality Adjustments (\$/Ton)	Effective Purchase Price (\$/Ton)
(a)	(b)	(c)			(d)	(e)	(f)	(g)	(h)	(i)	(j)	(k)	(l)
1	ALPHA COAL SALES	8	WV	99	C	6,066.64		-		-		0.539	
2	GLENCORE	45	IM	999	S	16,683.26		-		-			
3	INTEROCEAN	45	IM	999	S	12,044.10		-		-			
4													
5													
6													
7													
8													
9													
10													
11													
12													
13													
14													
15													

(use continuation sheet if necessary)

**MONTHLY REPORT OF COST AND QUALITY OF COAL FOR ELECTRIC PLANTS
DETAIL OF TRANSPORTATION CHARGES**

1. Reporting Month: JANUARY Year: 2015
 2. Reporting Company: Gulf Power Company
 3. Plant Name: Smith Electric Generating Plant
 4. Name, Title, & Telephone Number of Contact Person Concerning
 Data Submitted on this Form: Ms. J.P. Peters, Fuels Analyst
 (850)- 444-6332
 5. Signature of Official Submitting Report: Jocelyn P. Peters
 6. Date Completed: April 16, 2015

Line No.	Supplier Name	Mine Location			Shipping Point	Transport Mode	Tons	Effective Purchase Price (\$/Ton)	Additional Shorthaul & Loading Charges (\$/Ton)	Rail Charges			Waterborne Charges			Other Related Charges (\$/Ton)	Total Transportation charges (\$/Ton)	FOB Plant Price (\$/Ton)
										Rail Rate (\$/Ton)	Other Rail Charges (\$/Ton)	River Barge Rate (\$/Ton)	Trans-loading Rate (\$/Ton)	Ocean Barge Rate (\$/Ton)	Other Water Charges (\$/Ton)			
(a)	(b)	(c)			(d)	(e)	(f)	(g)	(h)	(i)	(j)	(k)	(l)	(m)	(n)	(o)	(p)	(q)
1	ALPHA COAL SALES	8	WV	99	ASDD	RB	6,066.64										117.099	
2	GLENCORE	45	IM	999	ASDD	RB	16,683.26										88.750	
3	INTEROCEAN	45	IM	999	ASDD	RB	12,044.10										81.680	
4																		
5																		
6																		
7																		
8																		
9																		
10																		
11																		
12																		
13																		
14																		
15																		

(use continuation sheet if necessary)

**MONTHLY REPORT OF COST AND QUALITY OF COAL FOR ELECTRIC PLANTS
REPORT OF ADJUSTMENTS TO PREVIOUS COAL DELIVERIES**

1. Reporting Month: JANUARY Year: 2015
2. Reporting Company: Gulf Power Company
3. Name, Title, & Telephone Number of Contact Person Concerning
Data Submitted on this Form: Ms. J.P. Peters, Fuels Analyst
(850)- 444-6332
4. Signature of Official Submitting Report: Jocelyn P. Peters
5. Date Completed: April 16, 2015

Line No.	Month & Year Reported	Form Plant Name	Intended Generating Plant	Supplier	Original Line Number	Old Volume (Tons)	Form No.	Designator & Title	Old Value	New Value	New FOB Plant Price	Reason for Revision
(a)	(b)	(c)	(d)	(e)	(f)	(g)	(h)	(i)	(j)	(k)	(l)	(m)
1	No adjustments for the month.											
2												
3												
4												
5												
6												
7												
8												
9												

(use continuation sheet if necessary)

**MONTHLY REPORT OF COST AND QUALITY OF COAL FOR ELECTRIC PLANTS
ORIGIN, TONNAGE, DELIVERED PRICE, AND AS RECEIVED QUALITY**

1. Reporting Month: JANUARY Year: 2015
 2. Reporting Company: Gulf Power Company
 3. Plant Name: Scholz Electric Generating Plant
 4. Name, Title, & Telephone Number of Contact Person Concerning
 Data Submitted on this Form: Ms. J.P. Peters, Fuels Analyst
(850)- 444-6332
 5. Signature of Official Submitting Report: Jocelyn P. Peters
 6. Date Completed: April 16, 2015

Line No.	Supplier Name	Mine Location	Purchase Type	Transport Mode	Tons	Effective Purchase Price (\$/Ton)	Effective Transport Charges (\$/Ton)	Total FOB Plant Price (\$/Ton)	Sulfur Content (%)	Btu Content (Btu/lb)	Ash Content (%)	Moisture Content (%)
(a)	(b)	(c)	(d)	(e)	(f)	(g)	(h)	(i)	(j)	(k)	(l)	(m)
1												
2												
3												
4												
5												
6												
7												
8												
9												
10												

(use continuation sheet if necessary)

**MONTHLY REPORT OF COST AND QUALITY OF COAL FOR ELECTRIC PLANTS
DETAILED PURCHASED COAL INVOICE INFORMATION**

- | | |
|--|---|
| 1. Reporting Month: JANUARY Year: 2015 | 4. Name, Title, & Telephone Number of Contact Person Concerning
Data Submitted on this Form: <u>Ms. J.P. Peters, Fuels Analyst</u>
<u>(850)- 444-6332</u> |
| 2. Reporting Company: <u>Gulf Power Company</u> | 5. Signature of Official Submitting Report: Jocelyn P. Peters |
| 3. Plant Name: <u>Scholz Electric Generating Plant</u> | 6. Date Completed: <u>April 16, 2015</u> |

Line No.	Supplier Name	Mine Location	Purchase Type	Tons	FOB Mine Price (\$/Ton)	Shorthaul & Loading Charges (\$/Ton)	Original Invoice Price (\$/Ton)	Retroactive Price increases (\$/Ton)	Base Price (\$/Ton)	Quality Adjustments (\$/Ton)	Effective Purchase Price (\$/Ton)
(a)	(b)	(c)	(d)	(e)	(f)	(g)	(h)	(i)	(j)	(k)	(l)
1											
2											
3											
4											
5											
6											
7											
8											
9											
10											

(use continuation sheet if necessary)

**MONTHLY REPORT OF COST AND QUALITY OF COAL FOR ELECTRIC PLANTS
DETAIL OF TRANSPORTATION CHARGES**

1. Reporting Month: JANUARY Year: 2015
 2. Reporting Company: Gulf Power Company
 3. Plant Name: Scholz Electric Generating Plant
 4. Name, Title, & Telephone Number of Contact Person Concerning
 Data Submitted on this Form: Ms. J.P. Peters, Fuels Analyst
(850)- 444-6332
 5. Signature of Official Submitting Report: Jocelyn P. Peters
 6. Date Completed: April 16, 2015

Line No.	Supplier Name	Mine Location	Shipping Point	Transport Mode	Tons	Effective Purchase Price (\$/Ton)	Additional Shorthaul & Loading Charges (\$/Ton)	Rail Charges			Waterborne Charges				Total Transportation charges (\$/Ton)	FOB Plant Price (\$/Ton)
								Rail Rate (\$/Ton)	Other Rail Charges (\$/Ton)	River Barge Rate (\$/Ton)	Trans-loading Rate (\$/Ton)	Ocean Barge Rate (\$/Ton)	Other Water Charges (\$/Ton)	Other Related Charges (\$/Ton)		
(a)	(b)	(c)	(d)	(e)	(f)	(g)	(h)	(i)	(j)	(k)	(l)	(m)	(n)	(o)	(p)	(q)
1																
2																
3																
4																
5																
6																
7																
8																
9																
10																

(use continuation sheet if necessary)

**MONTHLY REPORT OF COST AND QUALITY OF COAL FOR ELECTRIC PLANTS
REPORT OF ADJUSTMENTS TO PREVIOUS COAL DELIVERIES**

1. Reporting Month: JANUARY Year: 2015
2. Reporting Company: Gulf Power Company
3. Name, Title, & Telephone Number of Contact Person Concerning Data Submitted on this Form: Ms. J.P. Peters, Fuels Analyst (850)- 444-6332
4. Signature of Official Submitting Report: Jocelyn P. Peters
5. Date Completed: April 16, 2015

Line No.	Month & Year Reported	Form Plant Name	Intended Generating Plant	Supplier	Original Line Number	Old Volume (Tons)	Form No.	Designator & Title	Old Value	New Value	New FOB Plant Price	Reason for Revision
(a)	(b)	(c)	(d)	(e)	(f)	(g)	(h)	(i)	(j)	(k)	(l)	(m)
1	No adjustments for the month.											
2												
3												
4												
5												
6												
7												
8												
9												

(use continuation sheet if necessary)

**MONTHLY REPORT OF COST AND QUALITY OF COAL FOR ELECTRIC PLANTS
ORIGIN, TONNAGE, DELIVERED PRICE, AND AS RECEIVED QUALITY**

1. Reporting Month: JANUARY Year: 2015
 2. Reporting Company: Gulf Power Company
 3. Plant Name: Daniel Electric Generating Plant
 4. Name, Title, & Telephone Number of Contact Person Concerning Data Submitted on this Form: Ms. J.P. Peters, Fuels Analyst
 (850)- 444-6332
 5. Signature of Official Submitting Report: Jocelyn P. Peters
 6. Date Completed: April 16, 2015

Line No.	Supplier Name	Mine Location		Purchase Type	Transport Mode	Tons	Effective Purchase Price (\$/Ton)	Effective Transport Charges (\$/Ton)	Total FOB Plant Price (\$/Ton)	Sulfur Content (%)	Btu Content (Btu/lb)	Ash Content (%)	Moisture Content (%)
(a)	(b)	(c)		(d)	(e)	(f)	(g)	(h)	(i)	(j)	(k)	(l)	(m)
1	ARCH COAL SALES	19	WY	5	S	RR	58.50		52.455	0.20	8,881	5.30	26.90
2	ARCH COAL SALES	17	CO	107	S	RR	527.50		84.712	0.58	11,566	6.90	11.10
3	PEABODY COAL SALES	17	CO	107	S	RR	59.00		84.404	0.47	11,244	9.70	10.50
4	ARCH COAL SALES	19	WY	5	C	RR	40,376.12		65.346	0.27	8,816	5.70	26.80
5	ARCH COAL SALES	19	WY	5	S	RR	293.50		57.081	0.41	8,686	6.20	27.80
6	ARCH COAL SALES	17	CO	107	S	RR	18,309.00		87.528	0.50	11,651	6.10	11.50
7													
8													
9													
10													

(use continuation sheet if necessary)

**MONTHLY REPORT OF COST AND QUALITY OF COAL FOR ELECTRIC PLANTS
DETAILED PURCHASED COAL INVOICE INFORMATION**

1. Reporting Month: JANUARY Year: 2015 4. Name, Title, & Telephone Number of Contact Person Concerning
Data Submitted on this Form: Ms. J.P. Peters, Fuels Analyst
(850)- 444-6332

2. Reporting Company: Gulf Power Company

3. Plant Name: Daniel Electric Generating Plant 5. Signature of Official Submitting Report: Jocelyn P. Peters

6. Date Completed: April 16, 2015

Line No.	Supplier Name	Mine Location		Purchase Type	Tons	FOB Mine Price (\$/Ton)	Shorthaul & Loading Charges (\$/Ton)	Original Invoice Price (\$/Ton)	Retroactive Price increases (\$/Ton)	Base Price (\$/Ton)	Quality Adjustments (\$/Ton)	Effective Purchase Price (\$/Ton)
(a)	(b)	(c)		(d)	(e)	(f)	(g)	(h)	(i)	(j)	(k)	(l)
1	ARCH COAL SALES	19	WY	5	S	58.50	-	-	-	-	0.117	-
2	ARCH COAL SALES	17	CO	107	S	527.50	-	-	-	-	0.422	-
3	PEABODY COAL SAL	17	CO	107	S	59.00	-	-	-	-	0.114	-
4	ARCH COAL SALES	19	WY	5	C	40,376.12	-	-	-	-	(0.125)	-
5	ARCH COAL SALES	19	WY	5	S	293.50	-	-	-	-	(0.160)	-
6	ARCH COAL SALES	17	CO	107	S	18,309.00	-	-	-	-	0.368	-
7												
8												
9												
10												

(use continuation sheet if necessary)

**MONTHLY REPORT OF COST AND QUALITY OF COAL FOR ELECTRIC PLANTS
DETAIL OF TRANSPORTATION CHARGES**

1. Reporting Month: JANUARY Year: 2015 4. Name, Title, & Telephone Number of Contact Person Concerning
Data Submitted on this Form: Ms. J.P. Peters, Fuels Analyst
(850)- 444-6332

2. Reporting Company: Gulf Power Company

3. Plant Name: Daniel Electric Generating Plant 5. Signature of Official Submitting Report: Jocelyn P. Peters

6. Date Completed: April 16, 2015

Line No.	Supplier Name	Mine Location	Shipping Point	Transport Mode	Tons	Effective Purchase Price (\$/Ton)	Additional Shorthaul & Loading Charges (\$/Ton)	Rail Charges			Waterborne Charges				Total Transportation charges (\$/Ton)	FOB Plant Price (\$/Ton)
								Rail Rate (\$/Ton)	Other Rail Charges (\$/Ton)	River Barge Rate (\$/Ton)	Trans-loading Rate (\$/Ton)	Ocean Barge Rate (\$/Ton)	Other Water Charges (\$/Ton)	Other Related Charges (\$/Ton)		
(a)	(b)	(c)	(d)	(e)	(f)	(g)	(h)	(i)	(j)	(k)	(l)	(m)	(n)	(o)	(p)	(q)
1	ARCH COAL SALES	19 WY 5	BLACK THUNDEF	RR	58.50		-		5.01	-	-	-	-	-		52.455
2	ARCH COAL SALES	17 CO 107	WEST ELK, GUNN	RR	527.50		-		5.01	-	-	-	-	-		84.712
3	PEABODY COAL SALI	17 CO 107	ROUTT Co.	RR	59.00		-		5.01	-	-	-	-	-		84.404
4	ARCH COAL SALES	19 WY 5	BLACK THUNDEF	RR	40,376.12		-		5.01	-	-	-	-	-		65.346
5	ARCH COAL SALES	19 WY 5	BLACK THUNDEF	RR	293.50		-		5.01	-	-	-	-	-		57.081
6	ARCH COAL SALES	17 CO 107	WEST ELK, GUNN	RR	18,309.00		-		5.01	-	-	-	-	-		87.528
7																
8																
9																
10																

(use continuation sheet if necessary)

**MONTHLY REPORT OF COST AND QUALITY OF COAL FOR ELECTRIC PLANTS
REPORT OF ADJUSTMENTS TO PREVIOUS COAL DELIVERIES**


1. Reporting Month: JANUARY Year: 2015
2. Reporting Company: Gulf Power Company
3. Name, Title, & Telephone Number of Contact Person Concerning Data Submitted on this Form: Ms. J.P. Peters, Fuels Analyst (850)- 444-6332
4. Signature of Official Submitting Report: Jocelyn P. Peters
5. Date Completed: April 16, 2015

Line No.	Month & Year Reported	Form Plant Name	Intended Generating Plant	Supplier	Original Line Number	Old Volume (Tons)	Form No.	Designator & Title	Old Value	New Value	New FOB Plant Price	Reason for Revision
(a)	(b)	(c)	(d)	(e)	(f)	(g)	(h)	(i)	(j)	(k)	(l)	(m)
1	No adjustments for the month.											
2												
3												
4												
5												
6												
7												
8												
9												

(use continuation sheet if necessary)

Docket No. 150001-EI

**Form 423
February 2015**



**MONTHLY REPORT OF COST AND QUALITY OF FUEL OIL FOR ELECTRIC PLANTS
ORIGIN, VOLUME, DELIVERED PRICE AND AS RECEIVED QUALITY**

1. Reporting Month: FEBRUARY Year: 2015
2. Reporting Company: Gulf Power Company
3. Name, Title, & Telephone Number of Contact Person Concerning Data Submitted on this Form: Ms. J.P. Peters, Fuels Analyst (850)- 444-6332
4. Signature of Official Submitting Report: Jocelyn P. Peters
5. Date Completed: April 16, 2015

Line No.	Plant Name	Supplier Name	Shipping Point	Purchase Type	Delivery Location	Delivery Date	Sulfur Type Oil	Sulfur Level %	BTU Content (Btu/gal)	Volume (Bbls)	Delivered Price (\$/Bbl)
(a)	(b)	(c)	(d)	(e)	(f)	(g)	(h)	(i)	(j)	(k)	(l)
1	SMITH	Boswell Oil Co.	Panama City, Fl	S	SMITH	02/15	FO2/LS	not detected	138,582	381	82.411
2	DANIEL	Truman Arnold Energy	Pascagoula, MS	S	DANIEL	02/15	FO2/LS	not detected	138,959	883	79.792
3											
4											
5											

*Gulf's 50% ownership of Daniel where applicable.

(use continuation sheet if necessary)

DETAIL OF INVOICE AND TRANSPORTATION CHARGES

1. Reporting Month: **FEBRUARY** Year: **2015**

2. Reporting Company: Gulf Power Company

3. Name, Title, & Telephone Number of Contact Person Concerning
Data Submitted on this Form: Ms. J.P. Peters, Fuels Analyst
(850)- 444-6332

4. Signature of Official Submitting Report: Jocelyn P. Peters

5. Date Completed: April 16, 2015

Line No.	Plant Name	Supplier Name	Delivery Location	Delivery Date	Type Oil	Volume (Bbls)	Invoice Price (\$/Bbl)	Invoice amount (\$)	Discount (\$)	Net Amount (\$)	Net Price (\$/Bbl)	Quality Adjust (\$/Bbl)	Effective Purchase Price (\$/Bbl)	Transport to Terminal (\$/Bbl)	Add'l Transport charges (\$/Bbl)	Other Charges (\$/Bbl)	Delivered Price (\$/Bbl)
(a)	(b)	(c)	(d)	(e)	(f)	(g)	(h)	(i)	(j)	(k)	(l)	(m)	(n)	(o)	(p)	(q)	(r)
1	SMITH	Boswell Oil Co.	SMITH	02/15	FO2/LS	381	82.411	31,428.09	-	31,428.09	82.411	-	82.411	-	-	-	82.411
2	DANIEL	Truman Arnold Energy	DANIEL	02/15	FO2/LS	883	79.792	70,467.71	-	70,467.71	79.792	-	79.792	-	-	-	79.792
3																	
4																	
5																	

*Gulf's 50% ownership of Daniel where applicable.

**Includes tax charges.

(use continuation sheet if necessary)

**MONTHLY REPORT OF COST AND QUALITY OF FUEL OIL FOR ELECTRIC PLANTS
REPORT OF ADJUSTMENTS TO PREVIOUS OIL DELIVERIES**

- 1. Reporting Month: FEBRUARY Year: 2015
- 2. Reporting Company: Gulf Power Company
- 3. Name, Title, & Telephone Number of Contact Person Concerning Data Submitted on this Form: Ms. J.P. Peters, Fuels Analyst (850)- 444-6332
- 4. Signature of Official Submitting Report: Jocelyn P. Peters
- 5. Date Completed: April 16, 2015

Line No.	Month & Year Reported	Form Plant Name	Supplier	Original Line Number	Old Volume (Bbls)	Form No.	Column Designator & Title	Old Value	New Value	New Delivered Price	Reason for Revision
(a)	(b)	(c)	(d)	(e)	(f)	(g)	(h)	(i)	(j)	(k)	(l)
1	No adjustments for the month.										
2											
3											
4											
5											
6											
7											
8											
9											

(use continuation sheet if necessary)

**MONTHLY REPORT OF COST AND QUALITY OF COAL FOR ELECTRIC PLANTS
ORIGIN, TONNAGE, DELIVERED PRICE, AND AS RECEIVED QUALITY**

1. Reporting Month: FEBRUARY Year: 2015
 2. Reporting Company: Gulf Power Company
 3. Plant Name: Crist Electric Generating Plant
 4. Name, Title, & Telephone Number of Contact Person Concerning Data Submitted on this Form: Ms. J.P. Peters, Fuels Analyst (850)-444-6332
 5. Signature of Official Submitting Report: Jocelyn P. Peters
 6. Date Completed: April 16, 2015

Line No.	Supplier Name	Mine Location			Purchase Type	Transport Mode	Tons	Effective Purchase Price (\$/Ton)	Effective Transport Charges (\$/Ton)	Total FOB Plant Price (\$/Ton)	Sulfur Content (%)	Btu Content (Btu/lb)	Ash Content (%)	Moisture Content (%)
(a)	(b)	(c)			(d)	(e)	(f)	(g)	(h)	(i)	(j)	(k)	(l)	(m)
1	AMERICAN COAL	10	IL	165	C	RB	1,468.29			78.455	2.41	11,826	8.73	10.47
2	FORESIGHT	10	IL	199	C	RB	34,504.76			75.879	2.59	11,711	10.05	10.06
3	ALPHA COAL SALES	8	WV	99	C	RB	734.14			118.545	0.87	12,353	9.81	7.01
4	GLENCORE	45	IM	999	S	RB	35,238.91			90.030	0.68	11,800	7.83	10.26
5	ALLIANCE	11	IN	51	S	RB	12,340.00			66.990	1.63	11,477	7.14	14.46
6														
7														
8														
9														
10														
11														
12														
13														
14														
15														

(use continuation sheet if necessary)

**MONTHLY REPORT OF COST AND QUALITY OF COAL FOR ELECTRIC PLANTS
DETAILED PURCHASED COAL INVOICE INFORMATION**

- | | | | |
|-----------------------|--|---|---|
| 1. Reporting Month: | FEBRUARY Year: 2015 | 4. Name, Title, & Telephone Number of Contact Person Concerning
Data Submitted on this Form: | <u>Ms. J.P. Peters, Fuels Analyst</u>
<u>(850)- 444-6332</u> |
| 2. Reporting Company: | <u>Gulf Power Company</u> | 5. Signature of Official Submitting Report: | Jocelyn P. Peters |
| 3. Plant Name: | <u>Crist Electric Generating Plant</u> | 6. Date Completed: | <u>April 16, 2015</u> |

Line No.	Supplier Name	Mine Location		Purchase Type	Tons	FOB Mine Price (\$/Ton)	Shorthaul & Loading Charges (\$/Ton)	Original Invoice Price (\$/Ton)	Retroactive Price increases (\$/Ton)	Base Price (\$/Ton)	Quality Adjustments (\$/Ton)	Effective Purchase Price (\$/Ton)
(a)	(b)	(c)		(d)	(e)	(f)	(g)	(h)	(i)	(j)	(k)	(l)
1	AMERICAN COAL	10	IL 165	C	1,468.29		-		-		0.105	
2	FORESIGHT	10	IL 199	C	34,504.76		-		-		(0.341)	
3	ALPHA COAL SALES	8	WV 99	C	734.14		-		-		0.915	
4	GLENCORE	45	IM 999	S	35,238.91		-		-			
5	ALLIANCE	11	IN 51	S	12,340.00		-		-		(0.100)	
6												
7												
8												
9												
10												
11												
12												
13												
14												
15												

(use continuation sheet if necessary)

**MONTHLY REPORT OF COST AND QUALITY OF COAL FOR ELECTRIC PLANTS
DETAIL OF TRANSPORTATION CHARGES**

1. Reporting Month: FEBRUARY Year: 2015
 2. Reporting Company: Gulf Power Company
 3. Plant Name: Crist Electric Generating Plant
 4. Name, Title, & Telephone Number of Contact Person Concerning
 Data Submitted on this Form: Ms. J.P. Peters, Fuels Analyst
 (850)- 444-6332
 5. Signature of Official Submitting Report: Jocelyn P. Peters
 6. Date Completed: April 16, 2015

Line No.	Supplier Name	Mine Location		Shipping Point	Transport Mode	Tons	Effective Purchase Price (\$/Ton)	Additional Shorthaul & Loading Charges (\$/Ton)	Rail Charges			Waterborne Charges				Total Transportation charges (\$/Ton)	FOB Plant Price (\$/Ton)
									Rail Rate (\$/Ton)	Other Rail Charges (\$/Ton)	River Barge Rate (\$/Ton)	Trans-loading Rate (\$/Ton)	Ocean Barge Rate (\$/Ton)	Other Water Charges (\$/Ton)	Other Related Charges (\$/Ton)		
(a)	(b)	(c)	(d)	(e)	(f)	(g)	(h)	(i)	(j)	(k)	(l)	(m)	(n)	(o)	(p)	(q)	
1	AMERICAN COAL	10	IL	165 ASDD	RB	1,468.29		-		-		-	-	-		78.455	
2	FORESIGHT	10	IL	199 ASDD	RB	34,504.76		-		-		-	-	-		75.879	
3	ALPHA COAL SALES	8	WV	99 ASDD	RB	734.14		-		-		-	-	-		118.545	
4	GLENORE	45	IM	999 ASDD	RB	35,238.91		-	-	-		-	-	-		90.030	
5	ALLIANCE	11	IN	51 MT VERNON IN	RB	12,340.00		-	-	-		-	-	-		66.990	
6																	
7																	
8																	
9																	
10																	
11																	
12																	
13																	
14																	
15																	

(use continuation sheet if necessary)

**MONTHLY REPORT OF COST AND QUALITY OF COAL FOR ELECTRIC PLANTS
REPORT OF ADJUSTMENTS TO PREVIOUS COAL DELIVERIES**

1. Reporting Month: FEBRUARY Year: 2015
2. Reporting Company: Gulf Power Company
3. Name, Title, & Telephone Number of Contact Person Concerning Data Submitted on this Form: Ms. J.P. Peters, Fuels Analyst (850)- 444-6332
4. Signature of Official Submitting Report: Jocelyn P. Peters
5. Date Completed: April 16, 2015

Line No.	Month & Year Reported	Form Plant Name	Intended Generating Plant	Supplier	Original Line Number	Old Volume (Tons)	Form No.	Designator & Title	Old Value	New Value	New FOB Plant Price	Reason for Revision
(a)	(b)	(c)	(d)	(e)	(f)	(g)	(h)	(i)	(j)	(k)	(l)	(m)
1	No adjustments for the month.											
2												
3												
4												
5												
6												
7												
8												
9												

(use continuation sheet if necessary)

**MONTHLY REPORT OF COST AND QUALITY OF COAL FOR ELECTRIC PLANTS
ORIGIN, TONNAGE, DELIVERED PRICE, AND AS RECEIVED QUALITY**

1. Reporting Month: FEBRUARY Year: 2015 4. Name, Title, & Telephone Number of Contact Person Concerning
Data Submitted on this Form: Ms. J.P. Peters, Fuels Analyst
2. Reporting Company: Gulf Power Company (850)- 444-6332
3. Plant Name: Smith Electric Generating Plant 5. Signature of Official Submitting Report: Jocelyn P. Peters
6. Date Completed: April 16, 2015

Line No.	Supplier Name	Mine Location	Purchase Type	Transport Mode	Tons	Effective Purchase Price (\$/Ton)	Effective Transport Charges (\$/Ton)	Total FOB Plant Price (\$/Ton)	Sulfur Content (%)	Btu Content (Btu/lb)	Ash Content (%)	Moisture Content (%)
(a)	(b)	(c)	(d)	(e)	(f)	(g)	(h)	(i)	(j)	(k)	(l)	(m)
1	GLENCORE	45 IM	999 S	RB	14,970.60			90.030	0.68	11,800	7.83	10.26
2	INTEROCEAN COAL SALES	45 IM	999 S	RB	10,573.40			82.460	0.54	10,813	7.19	14.71
3												
4												
5												
6												
7												
8												
9												
10												
11												
12												
13												
14												
15												

(use continuation sheet if necessary)

**MONTHLY REPORT OF COST AND QUALITY OF COAL FOR ELECTRIC PLANTS
DETAILED PURCHASED COAL INVOICE INFORMATION**

1. Reporting Month: FEBRUARY Year: 2015
 2. Reporting Company: Gulf Power Company
 3. Plant Name: Smith Electric Generating Plant
 4. Name, Title, & Telephone Number of Contact Person Concerning Data Submitted on this Form: Ms. J.P. Peters, Fuels Analyst (850)- 444-6332
 5. Signature of Official Submitting Report: Jocelyn P. Peters
 6. Date Completed: April 16, 2015

Line No.	Supplier Name	Mine Location	Purchase Type	Tons	FOB Mine Price (\$/Ton)	Shorthaul & Loading Charges (\$/Ton)	Original Invoice Price (\$/Ton)	Retroactive Price increases (\$/Ton)	Base Price (\$/Ton)	Quality Adjustments (\$/Ton)	Effective Purchase Price (\$/Ton)
(a)	(b)	(c)	(d)	(e)	(f)	(g)	(h)	(i)	(j)	(k)	(l)
1	GLENCORE	45 IM 999	S	14,970.60		-		-			
2	INTEROCEAN COAL SALES	45 IM 999	S	10,573.40		-		-			
3											
4											
5											
6											
7											
8											
9											
10											
11											
12											
13											
14											
15											

(use continuation sheet if necessary)

**MONTHLY REPORT OF COST AND QUALITY OF COAL FOR ELECTRIC PLANTS
DETAIL OF TRANSPORTATION CHARGES**

1. Reporting Month: FEBRUARY Year: 2015
2. Reporting Company: Gulf Power Company
3. Plant Name: Smith Electric Generating Plant
4. Name, Title, & Telephone Number of Contact Person Concerning
Data Submitted on this Form: Ms. J.P. Peters, Fuels Analyst
(850)- 444-6332
5. Signature of Official Submitting Report: Jocelyn P. Peters
6. Date Completed: April 16, 2015

Line No.	Supplier Name	Mine Location		Shipping Point	Transport Mode	Tons	Effective Purchase Price (\$/Ton)	Additional Shorthaul & Loading Charges (\$/Ton)	Rail Charges			Waterborne Charges				Total Transportation charges (\$/Ton)	FOB Plant Price (\$/Ton)
									Rail Rate (\$/Ton)	Other Rail Charges (\$/Ton)	River Barge Rate (\$/Ton)	Trans-loading Rate (\$/Ton)	Ocean Barge Rate (\$/Ton)	Other Water Charges (\$/Ton)	Other Related Charges (\$/Ton)		
(a)	(b)	(c)		(d)	(e)	(f)	(g)	(h)	(i)	(j)	(k)	(l)	(m)	(n)	(o)	(p)	(q)
1	GLENOCORE	45	IM 999	ASDD	RB	14,970.60		-	-	-			-	-	-		90.030
2	INTEROCEAN COAL SALES	45	IM 999	ASDD	RB	10,573.40		-	-	-			-	-	-		82.460
3																	
4																	
5																	
6																	
7																	
8																	
9																	
10																	
11																	
12																	
13																	
14																	
15																	

(use continuation sheet if necessary)

**MONTHLY REPORT OF COST AND QUALITY OF COAL FOR ELECTRIC PLANTS
REPORT OF ADJUSTMENTS TO PREVIOUS COAL DELIVERIES**

1. Reporting Month: **FEBRUARY** Year: **2015**
2. Reporting Company: Gulf Power Company
3. Name, Title, & Telephone Number of Contact Person Concerning Data Submitted on this Form: Ms. J.P. Peters, Fuels Analyst
(850)- 444-6332
4. Signature of Official Submitting Report: Jocelyn P. Peters
5. Date Completed: April 16, 2015

Line No.	Month & Year Reported	Form Plant Name	Intended Generating Plant	Supplier	Original Line Number	Old Volume (Tons)	Form No.	Designator & Title	Old Value	New Value	New FOB Plant Price	Reason for Revision
(a)	(b)	(c)	(d)	(e)	(f)	(g)	(h)	(i)	(j)	(k)	(l)	(m)
1	No adjustments for the month.											
2												
3												
4												
5												
6												
7												
8												
9												

(use continuation sheet if necessary)

**MONTHLY REPORT OF COST AND QUALITY OF COAL FOR ELECTRIC PLANTS
ORIGIN, TONNAGE, DELIVERED PRICE, AND AS RECEIVED QUALITY**

1. Reporting Month: FEBRUARY Year: 2015
 2. Reporting Company: Gulf Power Company
 3. Plant Name: Scholz Electric Generating Plant
 4. Name, Title, & Telephone Number of Contact Person Concerning Data Submitted on this Form: Ms. J.P. Peters, Fuels Analyst
(850)- 444-6332
 5. Signature of Official Submitting Report: Jocelyn P. Peters
 6. Date Completed: April 16, 2015

Line No.	Supplier Name	Mine Location	Purchase Type	Transport Mode	Tons	Effective Purchase Price (\$/Ton)	Effective Transport Charges (\$/Ton)	Total FOB Plant Price (\$/Ton)	Sulfur Content (%)	Btu Content (Btu/lb)	Ash Content (%)	Moisture Content (%)
(a)	(b)	(c)	(d)	(e)	(f)	(g)	(h)	(i)	(j)	(k)	(l)	(m)
1												
2												
3												
4												
5												
6												
7												
8												
9												
10												

(use continuation sheet if necessary)

**MONTHLY REPORT OF COST AND QUALITY OF COAL FOR ELECTRIC PLANTS
DETAILED PURCHASED COAL INVOICE INFORMATION**

- | | |
|--|---|
| 1. Reporting Month: FEBRUARY Year: 2015 | 4. Name, Title, & Telephone Number of Contact Person Concerning
Data Submitted on this Form: <u>Ms. J.P. Peters, Fuels Analyst</u>
<u>(850)- 444-6332</u> |
| 2. Reporting Company: <u>Gulf Power Company</u> | 5. Signature of Official Submitting Report: Jocelyn P. Peters |
| 3. Plant Name: <u>Scholz Electric Generating Plant</u> | 6. Date Completed: <u>April 16, 2015</u> |

Line No.	Supplier Name	Mine Location	Purchase Type	Tons	FOB Mine Price (\$/Ton)	Shorthaul & Loading Charges (\$/Ton)	Original Invoice Price (\$/Ton)	Retroactive Price increases (\$/Ton)	Base Price (\$/Ton)	Quality Adjustments (\$/Ton)	Effective Purchase Price (\$/Ton)
(a)	(b)	(c)	(d)	(e)	(f)	(g)	(h)	(i)	(j)	(k)	(l)
1											
2											
3											
4											
5											
6											
7											
8											
9											
10											

(use continuation sheet if necessary)

**MONTHLY REPORT OF COST AND QUALITY OF COAL FOR ELECTRIC PLANTS
DETAIL OF TRANSPORTATION CHARGES**

- | | |
|--|---|
| 1. Reporting Month: FEBRUARY Year: 2015 | 4. Name, Title, & Telephone Number of Contact Person Concerning
Data Submitted on this Form: <u>Ms. J.P. Peters, Fuels Analyst</u>
<u>(850)- 444-6332</u> |
| 2. Reporting Company: <u>Gulf Power Company</u> | 5. Signature of Official Submitting Report: Jocelyn P. Peters |
| 3. Plant Name: <u>Scholz Electric Generating Plant</u> | 6. Date Completed: <u>April 16, 2015</u> |

Line No.	Supplier Name	Mine Location	Shipping Point	Transport Mode	Tons	Effective Purchase Price (\$/Ton)	Additional Shorthaul & Loading Charges (\$/Ton)	Rail Charges			Waterborne Charges				Total Transportation charges (\$/Ton)	FOB Plant Price (\$/Ton)
								Rail Rate (\$/Ton)	Other Rail Charges (\$/Ton)	River Barge Rate (\$/Ton)	Trans-loading Rate (\$/Ton)	Ocean Barge Rate (\$/Ton)	Other Water Charges (\$/Ton)	Other Related Charges (\$/Ton)		
(a)	(b)	(c)	(d)	(e)	(f)	(g)	(h)	(i)	(j)	(k)	(l)	(m)	(n)	(o)	(p)	(q)
1																
2																
3																
4																
5																
6																
7																
8																
9																
10																

(use continuation sheet if necessary)

**MONTHLY REPORT OF COST AND QUALITY OF COAL FOR ELECTRIC PLANTS
REPORT OF ADJUSTMENTS TO PREVIOUS COAL DELIVERIES**

1. Reporting Month: FEBRUARY Year: 2015
2. Reporting Company: Gulf Power Company
3. Name, Title, & Telephone Number of Contact Person Concerning Data Submitted on this Form: Ms. J.P. Peters, Fuels Analyst (850)- 444-6332
4. Signature of Official Submitting Report: Jocelyn P. Peters
5. Date Completed: April 16, 2015

Line No.	Month & Year Reported	Form Plant Name	Intended Generating Plant	Supplier	Original Line Number	Old Volume (Tons)	Form No.	Designator & Title	Old Value	New Value	New FOB Plant Price	Reason for Revision
(a)	(b)	(c)	(d)	(e)	(f)	(g)	(h)	(i)	(j)	(k)	(l)	(m)
1	No adjustments for the month.											
2												
3												
4												
5												
6												
7												
8												
9												

(use continuation sheet if necessary)

**MONTHLY REPORT OF COST AND QUALITY OF COAL FOR ELECTRIC PLANTS
ORIGIN, TONNAGE, DELIVERED PRICE, AND AS RECEIVED QUALITY**

1. Reporting Month: FEBRUARY Year: 2015 4. Name, Title, & Telephone Number of Contact Person Concerning
Data Submitted on this Form: Ms. J.P. Peters, Fuels Analyst
(850)- 444-6332

2. Reporting Company: Gulf Power Company

3. Plant Name: Daniel Electric Generating Plant 5. Signature of Official Submitting Report: Jocelyn P. Peters

6. Date Completed: April 16, 2015

Line No.	Supplier Name	Mine Location			Purchase Type	Transport Mode	Tons	Effective Purchase Price (\$/Ton)	Effective Transport Charges (\$/Ton)	Total FOB Plant Price (\$/Ton)	Sulfur Content (%)	Btu Content (Btu/lb)	Ash Content (%)	Moisture Content (%)
(a)	(b)	(c)			(d)	(e)	(f)	(g)	(h)	(i)	(j)	(k)	(l)	(m)
1	ARCH COAL SALES	19	WY	5	S	RR	6,690.19			68.545	0.36	8,842	5.90	27.20
2	ARCH COAL SALES	17	CO	107	S	RR	29,970.50			90.386	0.49	11,564	6.60	11.40
3														
4														
5														
6														
7														
8														
9														
10														

(use continuation sheet if necessary)

**MONTHLY REPORT OF COST AND QUALITY OF COAL FOR ELECTRIC PLANTS
DETAILED PURCHASED COAL INVOICE INFORMATION**

- | | | | |
|----|---|----|--|
| 1. | Reporting Month: FEBRUARY Year: 2015 | 4. | Name, Title, & Telephone Number of Contact Person Concerning
Data Submitted on this Form: <u>Ms. J.P. Peters, Fuels Analyst</u>
<u>(850)- 444-6332</u> |
| 2. | Reporting Company: <u>Gulf Power Company</u> | 5. | Signature of Official Submitting Report: Jocelyn P. Peters |
| 3. | Plant Name: <u>Daniel Electric Generating Plant</u> | 6. | Date Completed: <u>April 16, 2015</u> |

Line No.	Supplier Name	Mine Location		Purchase Type	Tons	FOB Mine Price (\$/Ton)	Shorthaul & Loading Charges (\$/Ton)	Original Invoice Price (\$/Ton)	Retroactive Price increases (\$/Ton)	Base Price (\$/Ton)	Quality Adjustments (\$/Ton)	Effective Purchase Price (\$/Ton)
(a)	(b)	(c)		(d)	(e)	(f)	(g)	(h)	(i)	(j)	(k)	(l)
1	ARCH COAL SALES	19	WY	5	S	6,690.19	-	-	-	-	(0.086)	-
2	ARCH COAL SALES	17	CO	107	S	29,970.50	-	-	-	-	0.156	-
3												
4												
5												
6												
7												
8												
9												
10												

(use continuation sheet if necessary)

**MONTHLY REPORT OF COST AND QUALITY OF COAL FOR ELECTRIC PLANTS
DETAIL OF TRANSPORTATION CHARGES**

1. Reporting Month: FEBRUARY Year: 2015
 2. Reporting Company: Gulf Power Company
 3. Plant Name: Daniel Electric Generating Plant
 4. Name, Title, & Telephone Number of Contact Person Concerning
 Data Submitted on this Form: Ms. J.P. Peters, Fuels Analyst
(850)- 444-6332
 5. Signature of Official Submitting Report: Jocelyn P. Peters
 6. Date Completed: April 16, 2015

Line No.	Supplier Name	Mine Location		Shipping Point	Transport Mode	Tons	Effective Purchase Price (\$/Ton)	Additional Shorthaul & Loading Charges (\$/Ton)	Rail Charges			Waterborne Charges			Total Transportation charges (\$/Ton)	FOB Plant Price (\$/Ton)
									Rail Rate (\$/Ton)	Other Rail Charges (\$/Ton)	River Barge Rate (\$/Ton)	Trans-loading Rate (\$/Ton)	Ocean Barge Rate (\$/Ton)	Other Water Charges (\$/Ton)		
(a)	(b)	(c)	(d)	(e)	(f)	(g)	(h)	(i)	(j)	(k)	(l)	(m)	(n)	(o)	(p)	(q)
1	ARCH COAL SALES	19	WY	5	BLACK THUNDEF	RR	6,690.19		-		8.75	-	-	-	-	68.545
2	ARCH COAL SALES	17	CO	107	WEST ELK, GUNNIN	RR	29,970.50		-		8.75	-	-	-	-	90.386
3																
4																
5																
6																
7																
8																
9																
10																

(use continuation sheet if necessary)

**MONTHLY REPORT OF COST AND QUALITY OF COAL FOR ELECTRIC PLANTS
REPORT OF ADJUSTMENTS TO PREVIOUS COAL DELIVERIES**


1. Reporting Month: FEBRUARY Year: 2015
2. Reporting Company: Gulf Power Company
3. Name, Title, & Telephone Number of Contact Person Concerning Data Submitted on this Form: Ms. J.P. Peters, Fuels Analyst (850)-444-6332
4. Signature of Official Submitting Report: Jocelyn P. Peters
5. Date Completed: April 16, 2015

Line No.	Month & Year Reported	Form Plant Name	Intended Generating Plant	Supplier	Original Line Number	Old Volume (Tons)	Form No.	Designator & Title	Old Value	New Value	New FOB Plant Price	Reason for Revision
(a)	(b)	(c)	(d)	(e)	(f)	(g)	(h)	(i)	(j)	(k)	(l)	(m)
1	No adjustments for the month.											
2												
3												
4												
5												
6												
7												
8												
9												

(use continuation sheet if necessary)

Docket No. 150001-EI

**Form 423
March 2015**



**MONTHLY REPORT OF COST AND QUALITY OF FUEL OIL FOR ELECTRIC PLANTS
ORIGIN, VOLUME, DELIVERED PRICE AND AS RECEIVED QUALITY**

1. Reporting Month: MARCH Year: 2015

3. Name, Title, & Telephone Number of Contact Person Concerning
Data Submitted on this Form: Ms. J.P. Peters, Fuels Analyst
(850)- 444-6332

2. Reporting Company: Gulf Power Company

4. Signature of Official Submitting Report: Jocelyn P. Peters

5. Date Completed: April 16, 2015

Line No.	Plant Name	Supplier Name	Shipping Point	Purchase Type	Delivery Location	Delivery Date	Sulfur Type Oil	Sulfur Level %	BTU Content (Btu/gal)	Volume (Bbls)	Delivered Price (\$/Bbl)
(a)	(b)	(c)	(d)	(e)	(f)	(g)	(h)	(i)	(j)	(k)	(l)
1	SCHOLZ	Boswell Oil Co	Bainbridge GA	S	SCHOLZ	03/15	FO2/LS	not detected	138,295	96	85.032
2	SMITH	Petroleum Traders	Panama City, Fl	S	SMITH	03/15	FO2/LS	not detected	138,582	357	79.672
3	DANIEL	Petroleum Traders	Pascagoula, MS	S	DANIEL	03/15	FO2/LS	not detected	138,959	441	73.973
4											
5											

*Gulf's 50% ownership of Daniel where applicable.

(use continuation sheet if necessary)

DETAIL OF INVOICE AND TRANSPORTATION CHARGES

1. Reporting Month: **MARCH** Year: **2015**

2. Reporting Company: Gulf Power Company

3. Name, Title, & Telephone Number of Contact Person Concerning
Data Submitted on this Form: Ms. J.P. Peters, Fuels Analyst
(850)- 444-6332

4. Signature of Official Submitting Report: Jocelyn P. Peters

5. Date Completed: April 16, 2015

Line No.	Plant Name	Supplier Name	Delivery Location	Delivery Date	Type Oil	Volume (Bbls)	Invoice Price (\$/Bbl)	Invoice amount (\$)	Discount (\$)	Net Amount (\$)	Net Price (\$/Bbl)	Quality Adjust (\$/Bbl)	Effective Purchase Price (\$/Bbl)	Transport to Terminal (\$/Bbl)	Add'l Transport charges (\$/Bbl)	Other Charges (\$/Bbl)	Delivered Price (\$/Bbl)
(a)	(b)	(c)	(d)	(e)	(f)	(g)	(h)	(i)	(j)	(k)	(l)	(m)	(n)	(o)	(p)	(q)	(r)
1	SCHOLZ	Boswell Oil Co	SCHOLZ	03/15	FO2/LS	96	85.032	8,124.58	-	8,124.58	85.032	-	85.032	-	-	-	85.032
2	SMITH	Petroleum Traders	SMITH	03/15	FO2/LS	357	79.672	28,452.37	-	28,452.37	79.672	-	79.672	-	-	-	79.672
3	DANIEL	Petroleum Traders	DANIEL	03/15	FO2/LS	441	73.973	32,641.40	-	32,641.40	73.973	-	73.973	-	-	-	73.973
4																	
5																	

*Gulf's 50% ownership of Daniel where applicable.

**Includes tax charges.

(use continuation sheet if necessary)

**MONTHLY REPORT OF COST AND QUALITY OF FUEL OIL FOR ELECTRIC PLANTS
REPORT OF ADJUSTMENTS TO PREVIOUS OIL DELIVERIES**

- 1. Reporting Month: **MARCH** Year: 2015
- 2. Reporting Company: Gulf Power Company
- 3. Name, Title, & Telephone Number of Contact Person Concerning Data Submitted on this Form: Ms. J.P. Peters, Fuels Analyst (850)- 444-6332
- 4. Signature of Official Submitting Report: Jocelyn P. Peters
- 5. Date Completed: April 16, 2015

Line No.	Month & Year Reported	Form Plant Name	Supplier	Original Line Number	Old Volume (Bbls)	Form No.	Column Designator & Title	Old Value	New Value	New Delivered Price	Reason for Revision
(a)	(b)	(c)	(d)	(e)	(f)	(g)	(h)	(i)	(j)	(k)	(l)
1	No adjustments for the month.										
2											
3											
4											
5											
6											
7											
8											
9											

(use continuation sheet if necessary)

**MONTHLY REPORT OF COST AND QUALITY OF COAL FOR ELECTRIC PLANTS
ORIGIN, TONNAGE, DELIVERED PRICE, AND AS RECEIVED QUALITY**

1. Reporting Month: **MARCH** Year: **2015** 4. Name, Title, & Telephone Number of Contact Person Concerning
 Data Submitted on this Form: Ms. J.P. Peters, Fuels Analyst
 2. Reporting Company: Gulf Power Company (850)- 444-6332
 3. Plant Name: Crist Electric Generating Plant 5. Signature of Official Submitting Report: Jocelyn P. Peters
 6. Date Completed: April 16, 2015

Line No.	Supplier Name	Mine Location		Purchase Type	Transport Mode	Tons	Effective Purchase Price (\$/Ton)	Effective Transport Charges (\$/Ton)	Total FOB Plant Price (\$/Ton)	Sulfur Content (%)	Btu Content (Btu/lb)	Ash Content (%)	Moisture Content (%)
(a)	(b)	(c)		(d)	(e)	(f)	(g)	(h)	(i)	(j)	(k)	(l)	(m)
1	AMERICAN COAL	10	IL	165	C	RB	4,884.14		77.065	2.41	11,826	8.73	10.47
2	FORESIGHT	10	IL	199	C	RB	20,604.97		73.593	2.84	11,660	10.17	10.20
3	GLENCORE	45	IM	999	S	RB	27,931.19		89.063	0.66	11,820	7.94	9.70
4	ALLIANCE	11	IN	51	S	RB	12,000.00		66.673	1.53	11,404	6.66	15.26
5													
6													
7													
8													
9													
10													
11													
12													
13													
14													
15													

(use continuation sheet if necessary)

**MONTHLY REPORT OF COST AND QUALITY OF COAL FOR ELECTRIC PLANTS
DETAILED PURCHASED COAL INVOICE INFORMATION**

- | | | | |
|-----------------------|--|------------|---|
| 1. Reporting Month: | MARCH | Year: 2015 | 4. Name, Title, & Telephone Number of Contact Person Concerning
Data Submitted on this Form: <u>Ms. J.P. Peters, Fuels Analyst</u>
<u>(850)- 444-6332</u> |
| 2. Reporting Company: | <u>Gulf Power Company</u> | | |
| 3. Plant Name: | <u>Crist Electric Generating Plant</u> | | 5. Signature of Official Submitting Report: Jocelyn P. Peters |
| | | | 6. Date Completed: <u>April 16, 2015</u> |

Line No.	Supplier Name	Mine Location			Purchase Type	Tons	FOB Mine Price (\$/Ton)	Shorthaul & Loading Charges (\$/Ton)	Original Invoice Price (\$/Ton)	Retroactive Price increases (\$/Ton)	Base Price (\$/Ton)	Quality Adjustments (\$/Ton)	Effective Purchase Price (\$/Ton)
(a)	(b)	(c)			(d)	(e)	(f)	(g)	(h)	(i)	(j)	(k)	(l)
1	AMERICAN COAL	10	IL	165	C	4,884.14						0.105	
2	FORESIGHT	10	IL	199	C	20,604.97						(0.537)	
3	GLENCORE	45	IM	999	S	27,931.19						0.133	
4	ALLIANCE	11	IN	51	S	12,000.00						(0.417)	
5													
6													
7													
8													
9													
10													
11													
12													
13													
14													
15													

(use continuation sheet if necessary)

**MONTHLY REPORT OF COST AND QUALITY OF COAL FOR ELECTRIC PLANTS
DETAIL OF TRANSPORTATION CHARGES**

1. Reporting Month: **MARCH** Year: **2015**
 2. Reporting Company: **Gulf Power Company**
 3. Plant Name: **Crist Electric Generating Plant**
 4. Name, Title, & Telephone Number of Contact Person Concerning
 Data Submitted on this Form: **Ms. J.P. Peters, Fuels Analyst**
(850)- 444-6332
 5. Signature of Official Submitting Report: **Jocelyn P. Peters**
 6. Date Completed: **April 16, 2015**

Line No.	Supplier Name	Mine Location		Shipping Point	Transport Mode	Tons	Effective Purchase Price (\$/Ton)	Additional Shorthaul & Loading Charges (\$/Ton)	Rail Charges			Waterborne Charges			Other Related Charges (\$/Ton)	Total Transportation charges (\$/Ton)	FOB Plant Price (\$/Ton)
									Rail Rate (\$/Ton)	Other Rail Charges (\$/Ton)	River Barge Rate (\$/Ton)	Trans-loading Rate (\$/Ton)	Ocean Barge Rate (\$/Ton)	Other Water Charges (\$/Ton)			
(a)	(b)	(c)		(d)	(e)	(f)	(g)	(h)	(i)	(j)	(k)	(l)	(m)	(n)	(o)	(p)	(q)
1	AMERICAN COAL	10	IL 165	ASDD	RB	4,884.14		-		-			-	-	-		77.065
2	FORESIGHT	10	IL 199	ASDD	RB	20,604.97		-		-			-	-	-		73.593
3	GLENCORE	45	IM 999	ASDD	RB	27,931.19		-	-	-			-	-	-		89.063
4	ALLIANCE	11	IN 51	MT VERNON IN	RB	12,000.00		-	-	-			-	-	-		66.673
5																	
6																	
7																	
8																	
9																	
10																	
11																	
12																	
13																	
14																	
15																	

(use continuation sheet if necessary)

**MONTHLY REPORT OF COST AND QUALITY OF COAL FOR ELECTRIC PLANTS
REPORT OF ADJUSTMENTS TO PREVIOUS COAL DELIVERIES**

1. Reporting Month: **MARCH** Year: **2015**
2. Reporting Company: Gulf Power Company
3. Name, Title, & Telephone Number of Contact Person Concerning Data Submitted on this Form: Ms. J.P. Peters, Fuels Analyst (850)- 444-6332
4. Signature of Official Submitting Report: **Jocelyn P. Peters**
5. Date Completed: April 16, 2015

Line No.	Month & Year Reported	Form Plant Name	Intended Generating Plant	Supplier	Original Line Number	Old Volume (Tons)	Form No.	Designator & Title	Old Value	New Value	New FOB Plant Price	Reason for Revision
(a)	(b)	(c)	(d)	(e)	(f)	(g)	(h)	(i)	(j)	(k)	(l)	(m)
1	No adjustments for the month.											
2												
3												
4												
5												
6												
7												
8												
9												

(use continuation sheet if necessary)

**MONTHLY REPORT OF COST AND QUALITY OF COAL FOR ELECTRIC PLANTS
ORIGIN, TONNAGE, DELIVERED PRICE, AND AS RECEIVED QUALITY**

1. Reporting Month: **MARCH** Year: **2015** 4. Name, Title, & Telephone Number of Contact Person Concerning
Data Submitted on this Form: **Ms. J.P. Peters, Fuels Analyst**

2. Reporting Company: **Gulf Power Company** **(850)- 444-6332**

3. Plant Name: **Smith Electric Generating Plant** 5. Signature of Official Submitting Report: **Jocelyn P. Peters**

6. Date Completed: **April 16, 2015**

Line No.	Supplier Name	Mine Location	Purchase Type	Transport Mode	Tons	Effective Purchase Price (\$/Ton)	Effective Transport Charges (\$/Ton)	Total FOB Plant Price (\$/Ton)	Sulfur Content (%)	Btu Content (Btu/lb)	Ash Content (%)	Moisture Content (%)
(a)	(b)	(c)	(d)	(e)	(f)	(g)	(h)	(i)	(j)	(k)	(l)	(m)
1	GLENCORE	8 WV	99 S	RB	38,587.20			89.063	0.66	11,820	7.94	9.70
2	INTEROCEAN	45 IM	999 S	RB	7,644.70			77.539	0.55	10,868	6.95	14.61
3												
4												
5												
6												
7												
8												
9												
10												
11												
12												
13												
14												
15												

(use continuation sheet if necessary)

**MONTHLY REPORT OF COST AND QUALITY OF COAL FOR ELECTRIC PLANTS
DETAILED PURCHASED COAL INVOICE INFORMATION**

- | | | | |
|-----------------------|--|------------|--|
| 1. Reporting Month: | MARCH | Year: 2015 | 4. Name, Title, & Telephone Number of Contact Person Concerning Data Submitted on this Form: <u>Ms. J.P. Peters, Fuels Analyst</u>
<u>(850)- 444-6332</u> |
| 2. Reporting Company: | <u>Gulf Power Company</u> | | |
| 3. Plant Name: | <u>Smith Electric Generating Plant</u> | | 5. Signature of Official Submitting Report: Jocelyn P. Peters |
| | | | 6. Date Completed: <u>April 16, 2015</u> |

Line No.	Supplier Name	Mine Location			Purchase Type	Tons	FOB Mine Price (\$/Ton)	Shorthaul & Loading Charges (\$/Ton)	Original Invoice Price (\$/Ton)	Retroactive Price increases (\$/Ton)	Base Price (\$/Ton)	Quality Adjustments (\$/Ton)	Effective Purchase Price (\$/Ton)
(a)	(b)	(c)			(d)	(e)	(f)	(g)	(h)	(i)	(j)	(k)	(l)
1	GLENCORE	8	WV	99	S	38,587.20		-	-		0.133		
2	INTEROCEAN	45	IM	999	S	7,644.70		-	-		(4.081)		
3													
4													
5													
6													
7													
8													
9													
10													
11													
12													
13													
14													
15													

(use continuation sheet if necessary)

**MONTHLY REPORT OF COST AND QUALITY OF COAL FOR ELECTRIC PLANTS
DETAIL OF TRANSPORTATION CHARGES**

1. Reporting Month: **MARCH** Year: 2015
 2. Reporting Company: **Gulf Power Company**
 3. Plant Name: **Smith Electric Generating Plant**
 4. Name, Title, & Telephone Number of Contact Person Concerning
 Data Submitted on this Form: **Ms. J.P. Peters, Fuels Analyst**
(850)- 444-6332
 5. Signature of Official Submitting Report: **Jocelyn P. Peters**
 6. Date Completed: **April 16, 2015**

Line No.	Supplier Name	Mine Location		Shipping Point	Transport Mode	Tons	Effective Purchase Price (\$/Ton)	Additional Shorthaul & Loading Charges (\$/Ton)	Rail Charges			Waterborne Charges				Total Transportation charges (\$/Ton)	FOB Plant Price (\$/Ton)
									Rail Rate (\$/Ton)	Other Rail Charges (\$/Ton)	River Barge Rate (\$/Ton)	Trans-loading Rate (\$/Ton)	Ocean Barge Rate (\$/Ton)	Other Water Charges (\$/Ton)	Other Related Charges (\$/Ton)		
(a)	(b)	(c)	(d)	(e)	(f)	(g)	(h)	(i)	(j)	(k)	(l)	(m)	(n)	(o)	(p)	(q)	
1	GLENCORE	8	WV 99	ASDD	RB	38,587.20		-	-			-	-	-		89.063	
2	INTEROCEAN	45	IM 999	ASDD	RB	7,644.70		-	-			-	-	-		77.539	
3																	
4																	
5																	
6																	
7																	
8																	
9																	
10																	
11																	
12																	
13																	
14																	
15																	

(use continuation sheet if necessary)

**MONTHLY REPORT OF COST AND QUALITY OF COAL FOR ELECTRIC PLANTS
REPORT OF ADJUSTMENTS TO PREVIOUS COAL DELIVERIES**

1. Reporting Month: **MARCH** Year: **2015**
2. Reporting Company: Gulf Power Company
3. Name, Title, & Telephone Number of Contact Person Concerning Data Submitted on this Form: Ms. J.P. Peters, Fuels Analyst (850)- 444-6332
4. Signature of Official Submitting Report: **Jocelyn P. Peters**
5. Date Completed: April 16, 2015

Line No.	Month & Year Reported	Form Plant Name	Intended Generating Plant	Supplier	Original Line Number	Old Volume (Tons)	Form No.	Designator & Title	Old Value	New Value	New FOB Plant Price	Reason for Revision
(a)	(b)	(c)	(d)	(e)	(f)	(g)	(h)	(i)	(j)	(k)	(l)	(m)
1	No adjustments for the month.											
2												
3												
4												
5												
6												
7												
8												
9												

(use continuation sheet if necessary)

**MONTHLY REPORT OF COST AND QUALITY OF COAL FOR ELECTRIC PLANTS
ORIGIN, TONNAGE, DELIVERED PRICE, AND AS RECEIVED QUALITY**

1. Reporting Month: MARCH Year: 2015
 2. Reporting Company: Gulf Power Company
 3. Plant Name: Scholz Electric Generating Plant
 4. Name, Title, & Telephone Number of Contact Person Concerning Data Submitted on this Form: Ms. J.P. Peters, Fuels Analyst (850)- 444-6332
 5. Signature of Official Submitting Report: Jocelyn P. Peters
 6. Date Completed: April 16, 2015

Line No.	Supplier Name	Mine Location	Purchase Type	Transport Mode	Tons	Effective Purchase Price (\$/Ton)	Effective Transport Charges (\$/Ton)	Total FOB Plant Price (\$/Ton)	Sulfur Content (%)	Btu Content (Btu/lb)	Ash Content (%)	Moisture Content (%)
(a)	(b)	(c)	(d)	(e)	(f)	(g)	(h)	(i)	(j)	(k)	(l)	(m)
1												
2												
3												
4												
5												
6												
7												
8												
9												
10												

(use continuation sheet if necessary)

**MONTHLY REPORT OF COST AND QUALITY OF COAL FOR ELECTRIC PLANTS
DETAILED PURCHASED COAL INVOICE INFORMATION**

- | | | | |
|----|---|-------------------|---|
| 1. | Reporting Month: MARCH | Year: 2015 | 4. Name, Title, & Telephone Number of Contact Person Concerning
Data Submitted on this Form: <u>Ms. J.P. Peters, Fuels Analyst</u>
<u>(850)- 444-6332</u> |
| 2. | Reporting Company: <u>Gulf Power Company</u> | | |
| 3. | Plant Name: <u>Scholz Electric Generating Plant</u> | | 5. Signature of Official Submitting Report: Jocelyn P. Peters |
| | | | 6. Date Completed: <u>April 16, 2015</u> |

Line No.	<u>Supplier Name</u>	<u>Mine Location</u>	<u>Purchase Type</u>	Tons	FOB Mine Price (\$/Ton)	Shorthaul & Loading Charges (\$/Ton)	Original Invoice Price (\$/Ton)	Retroactive Price increases (\$/Ton)	Base Price (\$/Ton)	Quality Adjustments (\$/Ton)	Effective Purchase Price (\$/Ton)
(a)	(b)	(c)	(d)	(e)	(f)	(g)	(h)	(i)	(j)	(k)	(l)
1											
2											
3											
4											
5											
6											
7											
8											
9											
10											

(use continuation sheet if necessary)

**MONTHLY REPORT OF COST AND QUALITY OF COAL FOR ELECTRIC PLANTS
DETAIL OF TRANSPORTATION CHARGES**

1. Reporting Month: **MARCH** Year: **2015**
2. Reporting Company: Gulf Power Company
3. Plant Name: Scholz Electric Generating Plant
4. Name, Title, & Telephone Number of Contact Person Concerning
Data Submitted on this Form: Ms. J.P. Peters, Fuels Analyst
(850)- 444-6332
5. Signature of Official Submitting Report: Jocelyn P. Peters
6. Date Completed: April 16, 2015

Line No.	Supplier Name	Mine Location	Shipping Point	Transport Mode	Tons	Effective Purchase Price (\$/Ton)	Additional Shorthaul & Loading Charges (\$/Ton)	Rail Charges			Waterborne Charges				Total Transportation charges (\$/Ton)	FOB Plant Price (\$/Ton)
								Rail Rate (\$/Ton)	Other Rail Charges (\$/Ton)	River Barge Rate (\$/Ton)	Trans-loading Rate (\$/Ton)	Ocean Barge Rate (\$/Ton)	Other Water Charges (\$/Ton)	Other Related Charges (\$/Ton)		
(a)	(b)	(c)	(d)	(e)	(f)	(g)	(h)	(i)	(j)	(k)	(l)	(m)	(n)	(o)	(p)	(q)
1																
2																
3																
4																
5																
6																
7																
8																
9																
10																

(use continuation sheet if necessary)

**MONTHLY REPORT OF COST AND QUALITY OF COAL FOR ELECTRIC PLANTS
REPORT OF ADJUSTMENTS TO PREVIOUS COAL DELIVERIES**

1. Reporting Month: **MARCH** Year: **2015**
2. Reporting Company: Gulf Power Company
3. Name, Title, & Telephone Number of Contact Person Concerning Data Submitted on this Form: Ms. J.P. Peters, Fuels Analyst (850)- 444-6332
4. Signature of Official Submitting Report: Jocelyn P. Peters
5. Date Completed: April 16, 2015

Line No.	Month & Year Reported	Form Plant Name	Intended Generating Plant	Supplier	Original Line Number	Old Volume (Tons)	Form No.	Designator & Title	Old Value	New Value	New FOB Plant Price	Reason for Revision
(a)	(b)	(c)	(d)	(e)	(f)	(g)	(h)	(i)	(j)	(k)	(l)	(m)
1	No adjustments for the month.											
2												
3												
4												
5												
6												
7												
8												
9												

(use continuation sheet if necessary)

**MONTHLY REPORT OF COST AND QUALITY OF COAL FOR ELECTRIC PLANTS
ORIGIN, TONNAGE, DELIVERED PRICE, AND AS RECEIVED QUALITY**

1. Reporting Month: MARCH Year: 2015
 2. Reporting Company: Gulf Power Company
 3. Plant Name: Daniel Electric Generating Plant
 4. Name, Title, & Telephone Number of Contact Person Concerning
 Data Submitted on this Form: Ms. J.P. Peters, Fuels Analyst
(850)- 444-6332
 5. Signature of Official Submitting Report: Jocelyn P. Peters
 6. Date Completed: April 16, 2015

Line No.	Supplier Name	Mine Location		Purchase Type	Transport Mode	Tons	Effective Purchase Price (\$/Ton)	Effective Transport Charges (\$/Ton)	Total FOB Plant Price (\$/Ton)	Sulfur Content (%)	Btu Content (Btu/lb)	Ash Content (%)	Moisture Content (%)
(a)	(b)	(c)		(d)	(e)	(f)	(g)	(h)	(i)	(j)	(k)	(l)	(m)
1	ARCH COAL SALES	17	CO	107	S	RR	526.00		94.447	0.58	11,501	7.30	11.20
2	PEABODY COAL SALES	17	CO	107	C	RR	59.00		94.304	0.47	11,244	9.70	10.50
3	ARCH COAL SALES	19	WY	5	S	RR	530.11		73.584	0.28	8,795	5.90	26.90
4	ARCH COAL SALES	19	WY	5	S	RR	117.23		66.981	0.41	8,686	6.20	27.80
5	ARCH COAL SALES	17	CO	107	S	RR	18,092.11		95.458	0.46	11,721	5.50	11.40
6													
7													
8													
9													
10													

(use continuation sheet if necessary)

**MONTHLY REPORT OF COST AND QUALITY OF COAL FOR ELECTRIC PLANTS
DETAILED PURCHASED COAL INVOICE INFORMATION**

1. Reporting Month: **MARCH** Year: **2015** 4. Name, Title, & Telephone Number of Contact Person Concerning
Data Submitted on this Form: **Ms. J.P. Peters, Fuels Analyst**
(850)- 444-6332

2. Reporting Company: **Gulf Power Company**

3. Plant Name: **Daniel Electric Generating Plant** 5. Signature of Official Submitting Report: **Jocelyn P. Peters**

6. Date Completed: **April 16, 2015**

Line No.	Supplier Name	Mine Location	Purchase Type	Tons	FOB Mine Price (\$/Ton)	Shorthaul & Loading Charges (\$/Ton)	Original Invoice Price (\$/Ton)	Retroactive Price increases (\$/Ton)	Base Price (\$/Ton)	Quality Adjustments (\$/Ton)	Effective Purchase Price (\$/Ton)
(a)	(b)	(c)	(d)	(e)	(f)	(g)	(h)	(i)	(j)	(k)	(l)
1	ARCH COAL SALES	17 CO	107 S	526.00		-		-		0.257	
2	PEABODY COAL SAL	17 CO	107 C	59.00		-		-		0.114	
3	ARCH COAL SALES	19 WY	5 S	530.11		-		-		(0.157)	
4	ARCH COAL SALES	19 WY	5 S	117.23		-		-		(0.160)	
5	ARCH COAL SALES	17 CO	107 S	18,092.11		-		-		0.538	
6											
7											
8											
9											
10											

(use continuation sheet if necessary)

**MONTHLY REPORT OF COST AND QUALITY OF COAL FOR ELECTRIC PLANTS
DETAIL OF TRANSPORTATION CHARGES**

1. Reporting Month: **MARCH** Year: **2015**
 2. Reporting Company: **Gulf Power Company**
 3. Plant Name: **Daniel Electric Generating Plant**
 4. Name, Title, & Telephone Number of Contact Person Concerning
 Data Submitted on this Form: **Ms. J.P. Peters, Fuels Analyst**
(850)- 444-6332
 5. Signature of Official Submitting Report: **Jocelyn P. Peters**
 6. Date Completed: **April 16, 2015**

Line No.	Supplier Name	Mine Location	Shipping Point	Transport Mode	Tons	Effective Purchase Price (\$/Ton)	Additional Shorthaul & Loading Charges (\$/Ton)	Rail Charges			Waterborne Charges				Total Transportation charges (\$/Ton)	FOB Plant Price (\$/Ton)
								Rail Rate (\$/Ton)	Other Rail Charges (\$/Ton)	River Barge Rate (\$/Ton)	Trans-loading Rate (\$/Ton)	Ocean Barge Rate (\$/Ton)	Other Water Charges (\$/Ton)	Other Related Charges (\$/Ton)		
(a)	(b)	(c)	(d)	(e)	(f)	(g)	(h)	(i)	(j)	(k)	(l)	(m)	(n)	(o)	(p)	(q)
1	ARCH COAL SALES	17 CO	107 WEST ELK, GUNN	RR	526.00		-		14.91	-	-	-	-	-		94.447
2	PEABODY COAL SALI	17 CO	107 ROUTT Co	RR	59.00		-		14.91	-	-	-	-	-		94.304
3	ARCH COAL SALES	19 WY	5 BLACK THUNDER, C/	RR	530.11		-		14.91	-	-	-	-	-		73.584
4	ARCH COAL SALES	19 WY	5 BLACK THUNDEF	RR	117.23		-		14.91	-	-	-	-	-		66.981
5	ARCH COAL SALES	17 CO	107 WEST ELK, GUNN	RR	18,092.11		-		14.91	-	-	-	-	-		95.458
6																
7																
8																
9																
10																

(use continuation sheet if necessary)

**MONTHLY REPORT OF COST AND QUALITY OF COAL FOR ELECTRIC PLANTS
REPORT OF ADJUSTMENTS TO PREVIOUS COAL DELIVERIES**

1. Reporting Month: **MARCH** Year: **2015**
2. Reporting Company: Gulf Power Company
3. Name, Title, & Telephone Number of Contact Person Concerning Data Submitted on this Form: Ms. J.P. Peters, Fuels Analyst (850)- 444-6332
4. Signature of Official Submitting Report: Jocelyn P. Peters
5. Date Completed: April 16, 2015

Line No.	Month & Year Reported	Form Plant Name	Intended Generating Plant	Supplier	Original Line Number	Old Volume (Tons)	Form No.	Designator & Title	Old Value	New Value	New FOB Plant Price	Reason for Revision
(a)	(b)	(c)	(d)	(e)	(f)	(g)	(h)	(i)	(j)	(k)	(l)	(m)
1	No adjustments for the month.											
2												
3												
4												
5												
6												
7												
8												
9												

(use continuation sheet if necessary)

BEFORE THE FLORIDA PUBLIC SERVICE COMMISSION

IN RE: **Fuel and Purchased Power Cost**)
Recovery Clause with Generating)
Performance Incentive Factor)

Docket No.: **150001-EI**

CERTIFICATE OF SERVICE

I HEREBY CERTIFY that a true copy of the foregoing was furnished by overnight mail this 29th day of April, 2015 to the following:

Florida Public Utilities Company
Cheryl M. Martin, Director
Regulatory Affairs
911 South 8th Street
Fernandina Beach, FL 32034
Cheryl.Martin@fpuc.com

PCS Phosphate – White Springs
c/o Brickfield Law Firm
James W. Brew/Owen J. Kopon
Laura A. Wynn
Eighth Floor, West Tower
1025 Thomas Jefferson St, NW
Washington, DC 20007
jbrew@bbrslaw.com
owen.kopon@bbrslaw.com
laura.wynn@bbrslaw.com

Duke Energy Florida
John T. Burnett
Dianne M. Triplett
299 First Avenue North
St. Petersburg, FL 33701
Dianne.triplett@duke-energy.com
John.burnett@duke-energy.com

Florida Power & Light Company
John T. Butler
700 Universe Boulevard (LAW/JB)
Juno Beach, FL 33408-0420
John.Butler@fpl.com

Florida Power & Light Company
Kenneth Hoffman
215 South Monroe Street,
Suite 810
Tallahassee, FL 32301-1858
Ken.Hoffman@fpl.com

Ausley Law Firm
James D. Beasley
J. Jeffrey Wahlen
Ashley M. Daniels
Post Office Box 391
Tallahassee, FL 32302
jbeasley@ausley.com
adaniels@ausley.com
jwahlen@ausley.com

Gunster Law Firm
Beth Keating
215 South Monroe Street, Suite 601
Tallahassee, FL 32301-1839
bkeating@gunster.com

Office of Public Counsel
Patricia A. Christensen
Associate Public Counsel
c/o The Florida Legislature
111 W. Madison Street, Room 812
Tallahassee, FL 32399-1400
Christensen.patty@leg.state.fl.us

Duke Energy Florida, Inc.
Matthew R. Bernier
Cameron Cooper
106 East College Avenue,
Suite 800
Tallahassee, FL 32301-7740
Matthew.bernier@duke-energy.com
Cameron.Cooper@duke-energy.com

Florida Industrial Power Users Group
c/o Moyle Law Firm
Jon C. Moyle, Jr.
118 North Gadsden Street
Tallahassee, FL 32301
jmoyle@moylelaw.com

Tampa Electric Company
Ms. Paula K. Brown, Manager
Regulatory Coordination
P. O. Box 111
Tampa, FL 33601-0111
Regdept@tecoenergy.com

Office of the General Counsel
Suzanne Brownless
Martha Barrera
2540 Shumard Oak Blvd
Tallahassee, FL 32399-0850
sbrownle@psc.state.fl.us
mbarrera@psc.state.fl.us
tefarley@psc.state.fl.us
ASoete@psc.state.fl.us

Florida Retail Federation
Robert Scheffel Wright
John T. LaVia
c/o Gardner Law Firm
1300 Thomaswood Drive
Tallahassee, FL 32308
schef@gbwlegal.com
jlavia@gbwlegal.com



JEFFREY A. STONE

Florida Bar No. 325953

jas@beggslane.com

RUSSELL A. BADDERS

Florida Bar No. 007455

rab@beggslane.com

STEVEN R. GRIFFIN

Florida Bar No. 0627569

srg@beggslane.com

BEGGS & LANE

P. O. Box 12950

Pensacola FL 32591-2950

(850) 432-2451

Attorneys for Gulf Power