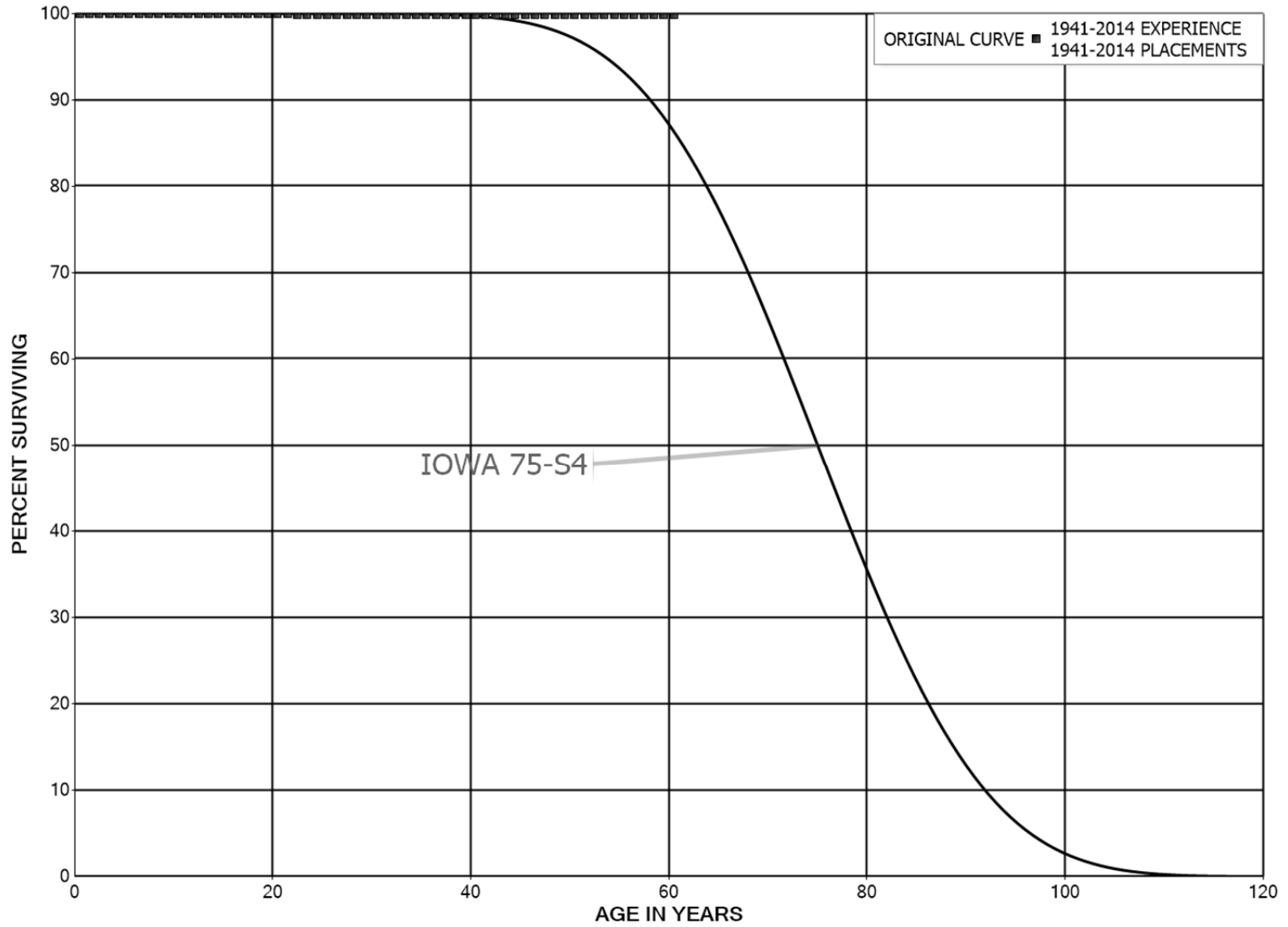


FLORIDA POWER AND LIGHT COMPANY
ACCOUNT 350.2 EASEMENTS
ORIGINAL AND SMOOTH SURVIVOR CURVES



FLORIDA POWER AND LIGHT COMPANY

ACCOUNT 350.2 EASEMENTS

ORIGINAL LIFE TABLE

PLACEMENT BAND 1941-2014			EXPERIENCE BAND 1941-2014			
AGE AT BEGIN OF INTERVAL	EXPOSURES AT BEGINNING OF AGE INTERVAL	RETIREMENTS DURING AGE INTERVAL	RETMT RATIO	SURV RATIO	PCT SURV BEGIN OF INTERVAL	
0.0	191,495,412	2,644	0.0000	1.0000	100.00	
0.5	190,742,713	1,829	0.0000	1.0000	100.00	
1.5	193,913,341	19,652	0.0001	0.9999	100.00	
2.5	198,877,127	600	0.0000	1.0000	99.99	
3.5	196,720,423	572	0.0000	1.0000	99.99	
4.5	195,275,278	2,005	0.0000	1.0000	99.99	
5.5	194,458,424	10,049	0.0001	0.9999	99.99	
6.5	174,972,174	10,266	0.0001	0.9999	99.98	
7.5	155,734,916	10,851	0.0001	0.9999	99.97	
8.5	148,193,082	18,494	0.0001	0.9999	99.97	
9.5	145,080,685	875	0.0000	1.0000	99.96	
10.5	145,067,672	478	0.0000	1.0000	99.95	
11.5	143,724,343	16,303	0.0001	0.9999	99.95	
12.5	140,785,732	11,164	0.0001	0.9999	99.94	
13.5	139,593,481	2,875	0.0000	1.0000	99.94	
14.5	134,401,208	19,853	0.0001	0.9999	99.93	
15.5	132,508,684	4,541	0.0000	1.0000	99.92	
16.5	132,633,486	879	0.0000	1.0000	99.91	
17.5	129,101,537	13,308	0.0001	0.9999	99.91	
18.5	121,294,838	12,322	0.0001	0.9999	99.90	
19.5	117,930,408	378	0.0000	1.0000	99.89	
20.5	113,747,318	2,785	0.0000	1.0000	99.89	
21.5	107,840,046	10,874	0.0001	0.9999	99.89	
22.5	107,592,994	5	0.0000	1.0000	99.88	
23.5	106,785,688	480	0.0000	1.0000	99.88	
24.5	93,999,258	245	0.0000	1.0000	99.88	
25.5	92,077,128		0.0000	1.0000	99.88	
26.5	90,710,806	50	0.0000	1.0000	99.88	
27.5	81,101,759		0.0000	1.0000	99.88	
28.5	80,383,195	98	0.0000	1.0000	99.88	
29.5	73,656,355	4,803	0.0001	0.9999	99.88	
30.5	51,012,502	343	0.0000	1.0000	99.87	
31.5	44,690,319		0.0000	1.0000	99.87	
32.5	37,372,978	320	0.0000	1.0000	99.87	
33.5	37,274,829		0.0000	1.0000	99.87	
34.5	34,299,290	12,445	0.0004	0.9996	99.87	
35.5	33,141,725		0.0000	1.0000	99.84	
36.5	32,451,416	364	0.0000	1.0000	99.84	
37.5	31,510,582	3,825	0.0001	0.9999	99.83	
38.5	26,511,445		0.0000	1.0000	99.82	

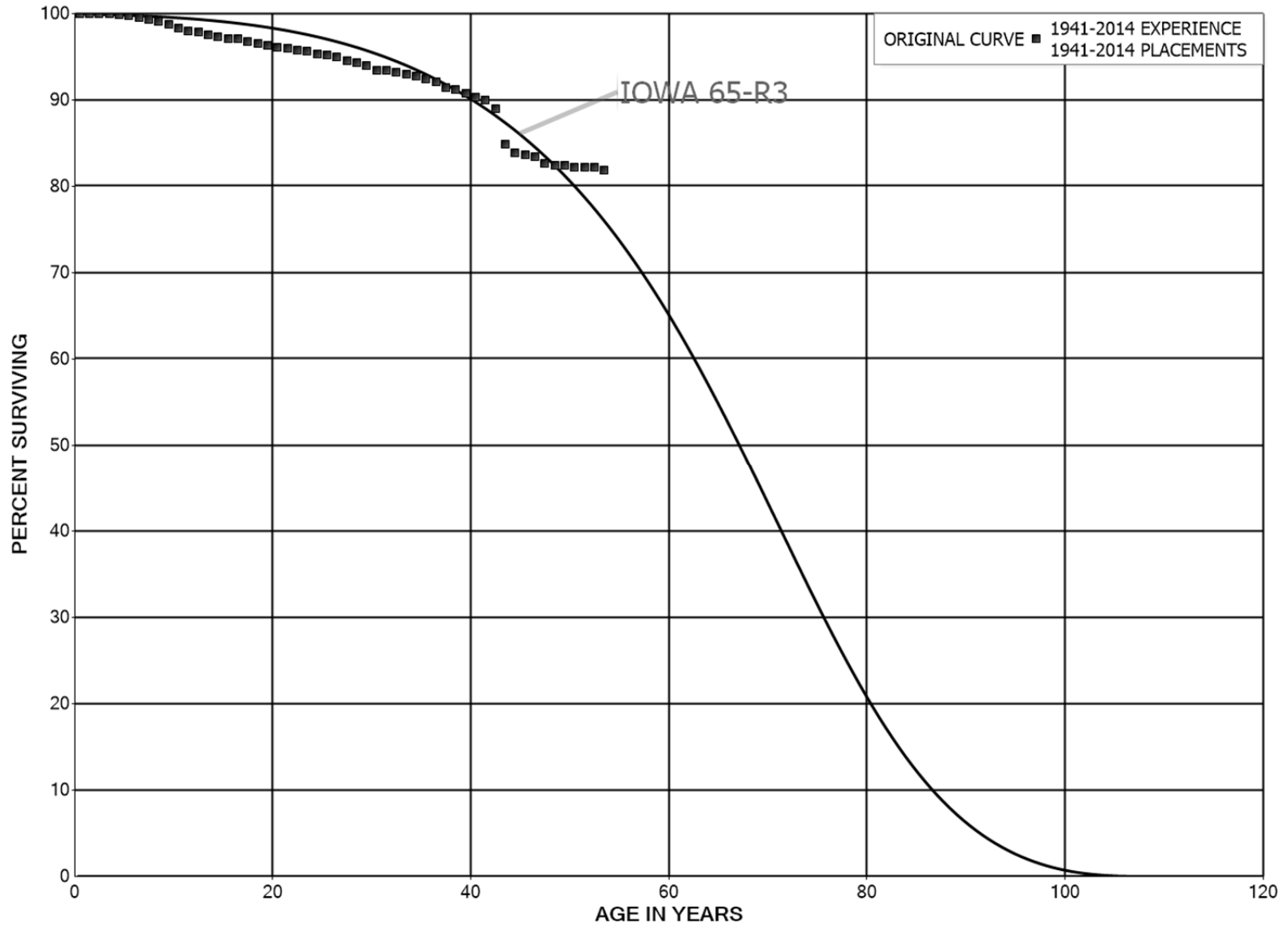
FLORIDA POWER AND LIGHT COMPANY

ACCOUNT 350.2 EASEMENTS

ORIGINAL LIFE TABLE, CONT.

PLACEMENT BAND 1941-2014			EXPERIENCE BAND 1941-2014			
AGE AT BEGIN OF INTERVAL	EXPOSURES AT BEGINNING OF AGE INTERVAL	RETIREMENTS DURING AGE INTERVAL	RETMT RATIO	SURV RATIO	PCT SURV BEGIN OF INTERVAL	
39.5	25,113,119	595	0.0000	1.0000	99.82	
40.5	24,512,346	2,600	0.0001	0.9999	99.82	
41.5	23,811,268	250	0.0000	1.0000	99.81	
42.5	23,467,142		0.0000	1.0000	99.81	
43.5	23,337,059		0.0000	1.0000	99.81	
44.5	19,564,231		0.0000	1.0000	99.81	
45.5	15,464,630		0.0000	1.0000	99.81	
46.5	15,100,618		0.0000	1.0000	99.81	
47.5	14,045,018		0.0000	1.0000	99.81	
48.5	12,189,443		0.0000	1.0000	99.81	
49.5	11,448,625		0.0000	1.0000	99.81	
50.5	7,840,846		0.0000	1.0000	99.81	
51.5	7,495,655		0.0000	1.0000	99.81	
52.5	6,517,562		0.0000	1.0000	99.81	
53.5	5,515,685		0.0000	1.0000	99.81	
54.5	3,758,170		0.0000	1.0000	99.81	
55.5	3,457,829		0.0000	1.0000	99.81	
56.5	2,907,863		0.0000	1.0000	99.81	
57.5	2,118,257		0.0000	1.0000	99.81	
58.5	1,918,828		0.0000	1.0000	99.81	
59.5	1,272,928		0.0000	1.0000	99.81	
60.5	829,189		0.0000	1.0000	99.81	
61.5	494,199		0.0000	1.0000	99.81	
62.5	188,483		0.0000	1.0000	99.81	
63.5	52,638		0.0000	1.0000	99.81	
64.5	49,437		0.0000	1.0000	99.81	
65.5	48,806		0.0000	1.0000	99.81	
66.5	35,337		0.0000	1.0000	99.81	
67.5	29,597		0.0000	1.0000	99.81	
68.5	26,040		0.0000	1.0000	99.81	
69.5	25,351		0.0000	1.0000	99.81	
70.5	22,865		0.0000	1.0000	99.81	
71.5	8,841		0.0000	1.0000	99.81	
72.5					99.81	

FLORIDA POWER AND LIGHT COMPANY
ACCOUNT 352 STRUCTURES AND IMPROVEMENTS
ORIGINAL AND SMOOTH SURVIVOR CURVES



FLORIDA POWER AND LIGHT COMPANY

ACCOUNT 352 STRUCTURES AND IMPROVEMENTS

ORIGINAL LIFE TABLE

PLACEMENT BAND 1941-2014			EXPERIENCE BAND 1941-2014			
AGE AT BEGIN OF INTERVAL	EXPOSURES AT BEGINNING OF AGE INTERVAL	RETIREMENTS DURING AGE INTERVAL	RETMT RATIO	SURV RATIO	PCT SURV BEGIN OF INTERVAL	
0.0	118,740,625	1,514	0.0000	1.0000	100.00	
0.5	114,171,183	12,946	0.0001	0.9999	100.00	
1.5	113,478,977	58,633	0.0005	0.9995	99.99	
2.5	106,473,182	37,630	0.0004	0.9996	99.94	
3.5	95,779,947	80,874	0.0008	0.9992	99.90	
4.5	91,215,077	133,251	0.0015	0.9985	99.82	
5.5	83,285,238	120,701	0.0014	0.9986	99.67	
6.5	77,520,919	171,365	0.0022	0.9978	99.53	
7.5	73,798,590	199,685	0.0027	0.9973	99.31	
8.5	68,763,539	190,230	0.0028	0.9972	99.04	
9.5	62,357,202	332,834	0.0053	0.9947	98.76	
10.5	59,255,221	141,196	0.0024	0.9976	98.24	
11.5	55,340,953	86,325	0.0016	0.9984	98.00	
12.5	52,418,450	182,889	0.0035	0.9965	97.85	
13.5	45,437,317	86,082	0.0019	0.9981	97.51	
14.5	42,822,862	95,656	0.0022	0.9978	97.32	
15.5	40,725,405	12,201	0.0003	0.9997	97.11	
16.5	40,046,247	137,237	0.0034	0.9966	97.08	
17.5	39,902,563	101,759	0.0026	0.9974	96.74	
18.5	39,194,461	86,462	0.0022	0.9978	96.50	
19.5	33,589,677	81,093	0.0024	0.9976	96.28	
20.5	32,903,441	54,832	0.0017	0.9983	96.05	
21.5	29,071,709	47,486	0.0016	0.9984	95.89	
22.5	28,429,328	35,392	0.0012	0.9988	95.73	
23.5	28,132,740	89,305	0.0032	0.9968	95.62	
24.5	27,705,989	42,830	0.0015	0.9985	95.31	
25.5	27,647,456	69,701	0.0025	0.9975	95.16	
26.5	22,796,310	88,486	0.0039	0.9961	94.93	
27.5	22,625,402	74,126	0.0033	0.9967	94.56	
28.5	21,435,712	74,629	0.0035	0.9965	94.25	
29.5	20,878,975	119,796	0.0057	0.9943	93.92	
30.5	17,638,987	5,561	0.0003	0.9997	93.38	
31.5	15,929,914	39,013	0.0024	0.9976	93.35	
32.5	12,842,111	24,010	0.0019	0.9981	93.12	
33.5	12,624,338	25,973	0.0021	0.9979	92.95	
34.5	9,600,848	38,531	0.0040	0.9960	92.76	
35.5	8,433,932	24,505	0.0029	0.9971	92.38	
36.5	7,803,294	59,519	0.0076	0.9924	92.12	
37.5	5,860,657	13,383	0.0023	0.9977	91.41	
38.5	4,476,759	21,751	0.0049	0.9951	91.20	

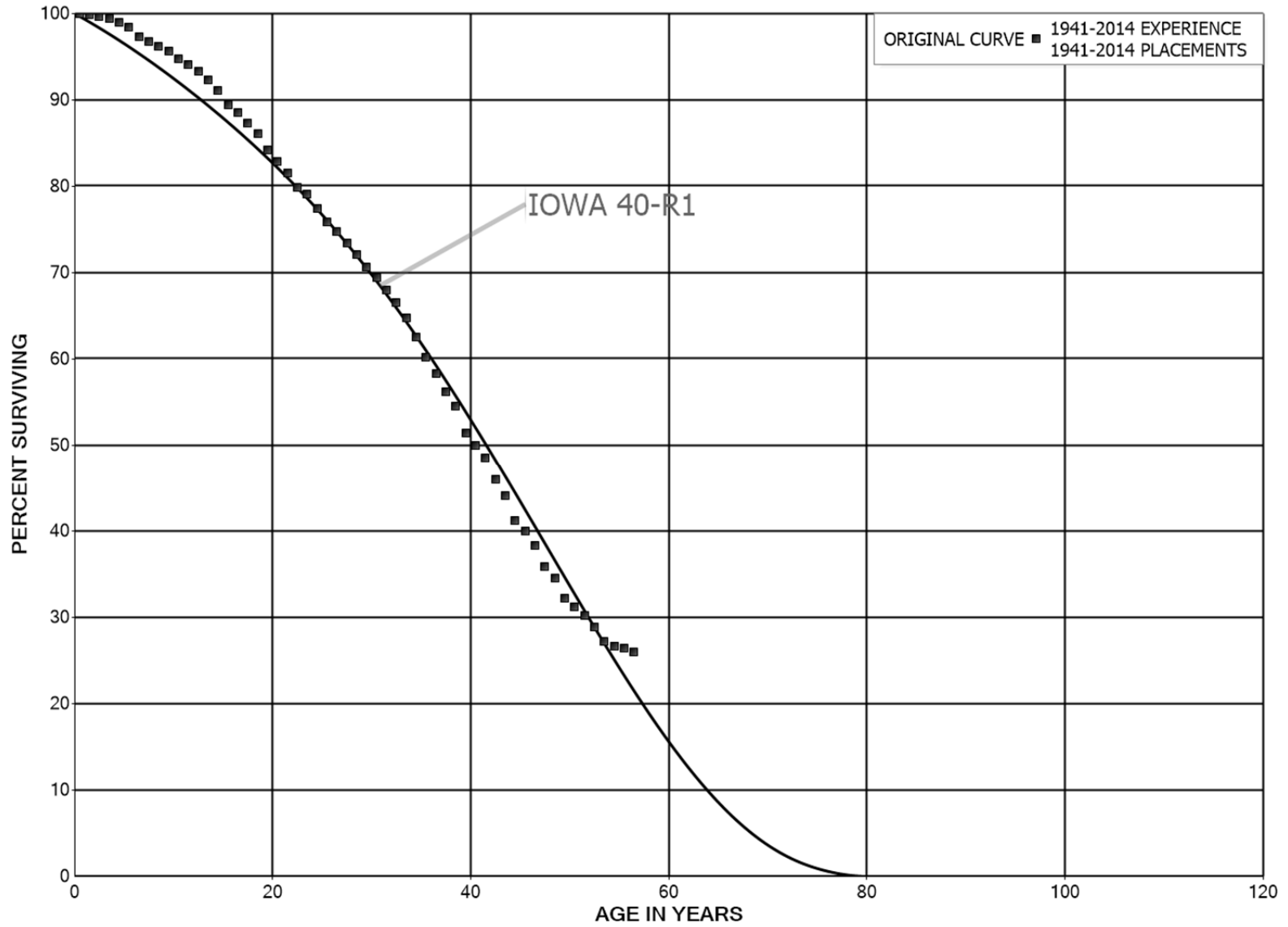
FLORIDA POWER AND LIGHT COMPANY

ACCOUNT 352 STRUCTURES AND IMPROVEMENTS

ORIGINAL LIFE TABLE, CONT.

PLACEMENT BAND 1941-2014			EXPERIENCE BAND 1941-2014			
AGE AT BEGIN OF INTERVAL	EXPOSURES AT BEGINNING OF AGE INTERVAL	RETIREMENTS DURING AGE INTERVAL	RETMT RATIO	SURV RATIO	PCT SURV BEGIN OF INTERVAL	
39.5	4,076,721	21,427	0.0053	0.9947	90.76	
40.5	3,552,353	12,495	0.0035	0.9965	90.28	
41.5	3,192,974	35,488	0.0111	0.9889	89.97	
42.5	2,484,213	114,952	0.0463	0.9537	88.97	
43.5	2,489,263	31,016	0.0125	0.9875	84.85	
44.5	1,610,684	4,121	0.0026	0.9974	83.79	
45.5	1,552,583	3,227	0.0021	0.9979	83.58	
46.5	1,141,891	10,581	0.0093	0.9907	83.40	
47.5	1,066,761	2,509	0.0024	0.9976	82.63	
48.5	871,416	884	0.0010	0.9990	82.44	
49.5	725,262	1,288	0.0018	0.9982	82.35	
50.5	753,533	53	0.0001	0.9999	82.21	
51.5	677,977		0.0000	1.0000	82.20	
52.5	650,370	2,980	0.0046	0.9954	82.20	
53.5	570,802		0.0000	1.0000	81.83	
54.5	526,260		0.0000	1.0000	81.83	
55.5	482,830		0.0000	1.0000	81.83	
56.5	359,914		0.0000	1.0000	81.83	
57.5	236,171		0.0000	1.0000	81.83	
58.5	214,005	8,896	0.0416	0.9584	81.83	
59.5	184,880	17,697	0.0957	0.9043	78.42	
60.5	144,502		0.0000	1.0000	70.92	
61.5	137,013		0.0000	1.0000	70.92	
62.5	129,677		0.0000	1.0000	70.92	
63.5	126,372		0.0000	1.0000	70.92	
64.5	124,934		0.0000	1.0000	70.92	
65.5	121,699	266	0.0022	0.9978	70.92	
66.5	111,679		0.0000	1.0000	70.76	
67.5	111,679		0.0000	1.0000	70.76	
68.5	111,679		0.0000	1.0000	70.76	
69.5	104,651		0.0000	1.0000	70.76	
70.5	104,487		0.0000	1.0000	70.76	
71.5	104,487		0.0000	1.0000	70.76	
72.5	99,200		0.0000	1.0000	70.76	
73.5					70.76	

FLORIDA POWER AND LIGHT COMPANY
ACCOUNT 353 STATION EQUIPMENT
ORIGINAL AND SMOOTH SURVIVOR CURVES



FLORIDA POWER AND LIGHT COMPANY

ACCOUNT 353 STATION EQUIPMENT

ORIGINAL LIFE TABLE

PLACEMENT BAND 1941-2014			EXPERIENCE BAND 1941-2014		
AGE AT BEGIN OF INTERVAL	EXPOSURES AT BEGINNING OF AGE INTERVAL	RETIREMENTS DURING AGE INTERVAL	RETMT RATIO	SURV RATIO	PCT SURV BEGIN OF INTERVAL
0.0	1,947,872,022	613,437	0.0003	0.9997	100.00
0.5	1,715,998,778	1,465,049	0.0009	0.9991	99.97
1.5	1,610,670,838	3,629,625	0.0023	0.9977	99.88
2.5	1,526,319,924	3,997,691	0.0026	0.9974	99.66
3.5	1,414,510,984	6,281,385	0.0044	0.9956	99.40
4.5	1,355,609,545	6,970,305	0.0051	0.9949	98.96
5.5	1,277,095,280	15,597,251	0.0122	0.9878	98.45
6.5	1,201,391,577	6,854,314	0.0057	0.9943	97.24
7.5	1,119,205,060	6,558,926	0.0059	0.9941	96.69
8.5	1,038,594,138	5,810,966	0.0056	0.9944	96.12
9.5	958,499,310	8,098,993	0.0084	0.9916	95.59
10.5	915,937,492	6,724,215	0.0073	0.9927	94.78
11.5	854,294,961	6,933,022	0.0081	0.9919	94.08
12.5	816,939,442	9,308,401	0.0114	0.9886	93.32
13.5	773,390,842	10,045,407	0.0130	0.9870	92.25
14.5	739,288,336	13,355,484	0.0181	0.9819	91.06
15.5	703,555,024	7,279,660	0.0103	0.9897	89.41
16.5	687,537,966	9,574,650	0.0139	0.9861	88.49
17.5	656,142,473	9,086,608	0.0138	0.9862	87.25
18.5	636,506,127	13,510,598	0.0212	0.9788	86.05
19.5	603,934,349	9,998,196	0.0166	0.9834	84.22
20.5	556,217,300	8,656,443	0.0156	0.9844	82.83
21.5	499,602,402	10,463,467	0.0209	0.9791	81.54
22.5	456,966,811	4,367,485	0.0096	0.9904	79.83
23.5	428,424,711	9,290,830	0.0217	0.9783	79.07
24.5	397,567,501	7,514,607	0.0189	0.9811	77.35
25.5	372,957,091	5,474,531	0.0147	0.9853	75.89
26.5	347,192,773	6,409,543	0.0185	0.9815	74.78
27.5	315,591,496	5,574,692	0.0177	0.9823	73.39
28.5	299,269,762	6,198,321	0.0207	0.9793	72.10
29.5	281,035,731	4,920,383	0.0175	0.9825	70.60
30.5	232,422,086	4,606,876	0.0198	0.9802	69.37
31.5	218,406,797	4,693,123	0.0215	0.9785	67.99
32.5	188,249,942	4,994,669	0.0265	0.9735	66.53
33.5	174,575,176	6,030,980	0.0345	0.9655	64.77
34.5	138,053,449	5,161,821	0.0374	0.9626	62.53
35.5	116,784,455	3,685,981	0.0316	0.9684	60.19
36.5	107,763,915	3,933,359	0.0365	0.9635	58.29
37.5	85,848,934	2,505,001	0.0292	0.9708	56.16
38.5	72,067,356	4,205,064	0.0583	0.9417	54.53

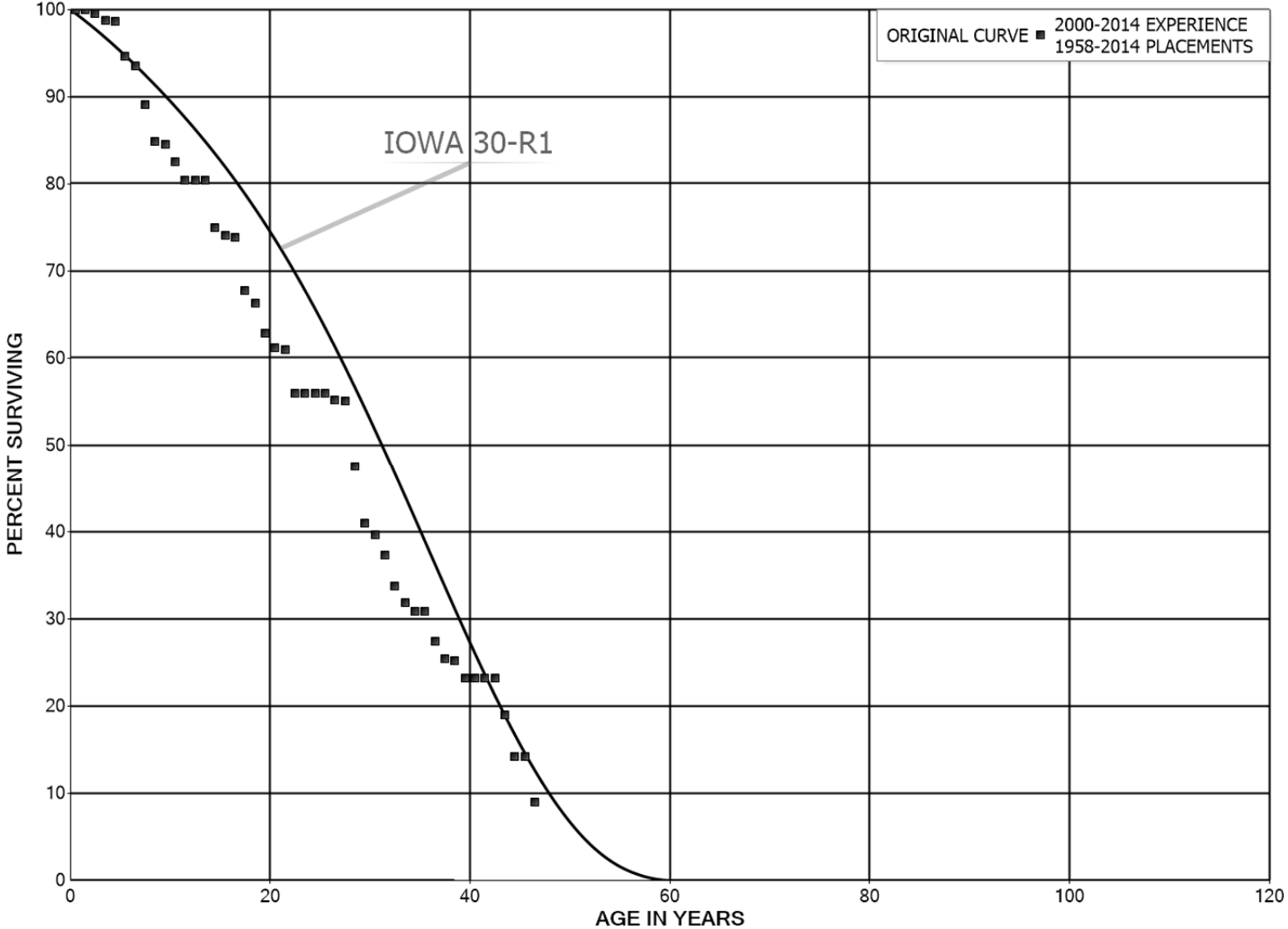
FLORIDA POWER AND LIGHT COMPANY

ACCOUNT 353 STATION EQUIPMENT

ORIGINAL LIFE TABLE, CONT.

PLACEMENT BAND 1941-2014			EXPERIENCE BAND 1941-2014		
AGE AT BEGIN OF INTERVAL	EXPOSURES AT BEGINNING OF AGE INTERVAL	RETIREMENTS DURING AGE INTERVAL	RETMT RATIO	SURV RATIO	PCT SURV BEGIN OF INTERVAL
39.5	64,848,298	1,832,131	0.0283	0.9717	51.34
40.5	59,358,561	1,682,214	0.0283	0.9717	49.89
41.5	54,163,148	2,854,573	0.0527	0.9473	48.48
42.5	45,745,123	1,820,534	0.0398	0.9602	45.92
43.5	43,234,260	2,890,935	0.0669	0.9331	44.10
44.5	36,227,554	1,094,871	0.0302	0.9698	41.15
45.5	34,451,967	1,438,827	0.0418	0.9582	39.90
46.5	27,978,498	1,740,229	0.0622	0.9378	38.24
47.5	24,407,618	957,654	0.0392	0.9608	35.86
48.5	20,213,723	1,310,155	0.0648	0.9352	34.45
49.5	14,640,704	488,892	0.0334	0.9666	32.22
50.5	12,362,147	394,680	0.0319	0.9681	31.14
51.5	11,251,415	497,375	0.0442	0.9558	30.15
52.5	7,983,901	455,939	0.0571	0.9429	28.82
53.5	6,913,782	145,495	0.0210	0.9790	27.17
54.5	6,260,226	46,777	0.0075	0.9925	26.60
55.5	6,021,360	94,583	0.0157	0.9843	26.40
56.5	3,907,521	77,747	0.0199	0.9801	25.99
57.5	2,661,204	179,448	0.0674	0.9326	25.47
58.5	2,307,303	91,817	0.0398	0.9602	23.75
59.5	1,508,529	36,292	0.0241	0.9759	22.81
60.5	693,258	1,730	0.0025	0.9975	22.26
61.5	644,924	3,059	0.0047	0.9953	22.20
62.5	541,058	27,899	0.0516	0.9484	22.10
63.5	456,530	5,945	0.0130	0.9870	20.96
64.5	254,200	1,439	0.0057	0.9943	20.68
65.5	188,396		0.0000	1.0000	20.57
66.5	108,715		0.0000	1.0000	20.57
67.5	104,763		0.0000	1.0000	20.57
68.5	104,763	1,352	0.0129	0.9871	20.57
69.5	77,121		0.0000	1.0000	20.30
70.5	77,121	2,631	0.0341	0.9659	20.30
71.5	74,490	1,879	0.0252	0.9748	19.61
72.5	67,975	11,859	0.1745	0.8255	19.11
73.5					15.78

FLORIDA POWER AND LIGHT COMPANY
ACCOUNT 353.1 STATION EQUIPMENT - STEP-UP TRANSFORMERS
ORIGINAL AND SMOOTH SURVIVOR CURVES



FLORIDA POWER AND LIGHT COMPANY

ACCOUNT 353.1 STATION EQUIPMENT - STEP-UP TRANSFORMERS

ORIGINAL LIFE TABLE

PLACEMENT BAND 1958-2014

EXPERIENCE BAND 2000-2014

AGE AT BEGIN OF INTERVAL	EXPOSURES AT BEGINNING OF AGE INTERVAL	RETIREMENTS DURING AGE INTERVAL	RETMT RATIO	SURV RATIO	PCT SURV BEGIN OF INTERVAL
0.0	216,963,851		0.0000	1.0000	100.00
0.5	229,965,887	130,418	0.0006	0.9994	100.00
1.5	274,748,155	1,078,460	0.0039	0.9961	99.94
2.5	248,929,395	2,183,632	0.0088	0.9912	99.55
3.5	184,150,010	197,856	0.0011	0.9989	98.68
4.5	190,479,057	7,734,200	0.0406	0.9594	98.57
5.5	123,551,111	1,460,635	0.0118	0.9882	94.57
6.5	113,133,659	5,318,855	0.0470	0.9530	93.45
7.5	115,130,694	5,514,025	0.0479	0.9521	89.06
8.5	116,531,172	421,867	0.0036	0.9964	84.79
9.5	118,265,231	2,706,915	0.0229	0.9771	84.49
10.5	108,350,293	2,795,652	0.0258	0.9742	82.55
11.5	103,368,738	55,174	0.0005	0.9995	80.42
12.5	102,444,615	35,483	0.0003	0.9997	80.38
13.5	85,327,257	5,737,345	0.0672	0.9328	80.35
14.5	69,642,677	779,295	0.0112	0.9888	74.95
15.5	62,173,071	205,299	0.0033	0.9967	74.11
16.5	60,774,872	5,079,422	0.0836	0.9164	73.86
17.5	57,842,678	1,194,121	0.0206	0.9794	67.69
18.5	51,906,489	2,724,436	0.0525	0.9475	66.29
19.5	50,051,764	1,344,156	0.0269	0.9731	62.81
20.5	54,036,479	161,659	0.0030	0.9970	61.13
21.5	44,485,537	3,633,286	0.0817	0.9183	60.94
22.5	27,464,383		0.0000	1.0000	55.97
23.5	22,245,038	7,284	0.0003	0.9997	55.97
24.5	19,977,104		0.0000	1.0000	55.95
25.5	22,755,767	323,305	0.0142	0.9858	55.95
26.5	21,569,999	16,590	0.0008	0.9992	55.15
27.5	20,788,630	2,865,506	0.1378	0.8622	55.11
28.5	19,960,072	2,772,807	0.1389	0.8611	47.51
29.5	18,135,597	568,031	0.0313	0.9687	40.91
30.5	19,282,722	1,136,034	0.0589	0.9411	39.63
31.5	18,471,283	1,749,971	0.0947	0.9053	37.30
32.5	16,580,607	925,719	0.0558	0.9442	33.76
33.5	11,845,522	394,915	0.0333	0.9667	31.88
34.5	6,035,159	1,182	0.0002	0.9998	30.82
35.5	5,697,887	633,279	0.1111	0.8889	30.81
36.5	5,064,608	374,806	0.0740	0.9260	27.39
37.5	4,689,803	32,480	0.0069	0.9931	25.36
38.5	4,248,648	344,372	0.0811	0.9189	25.18

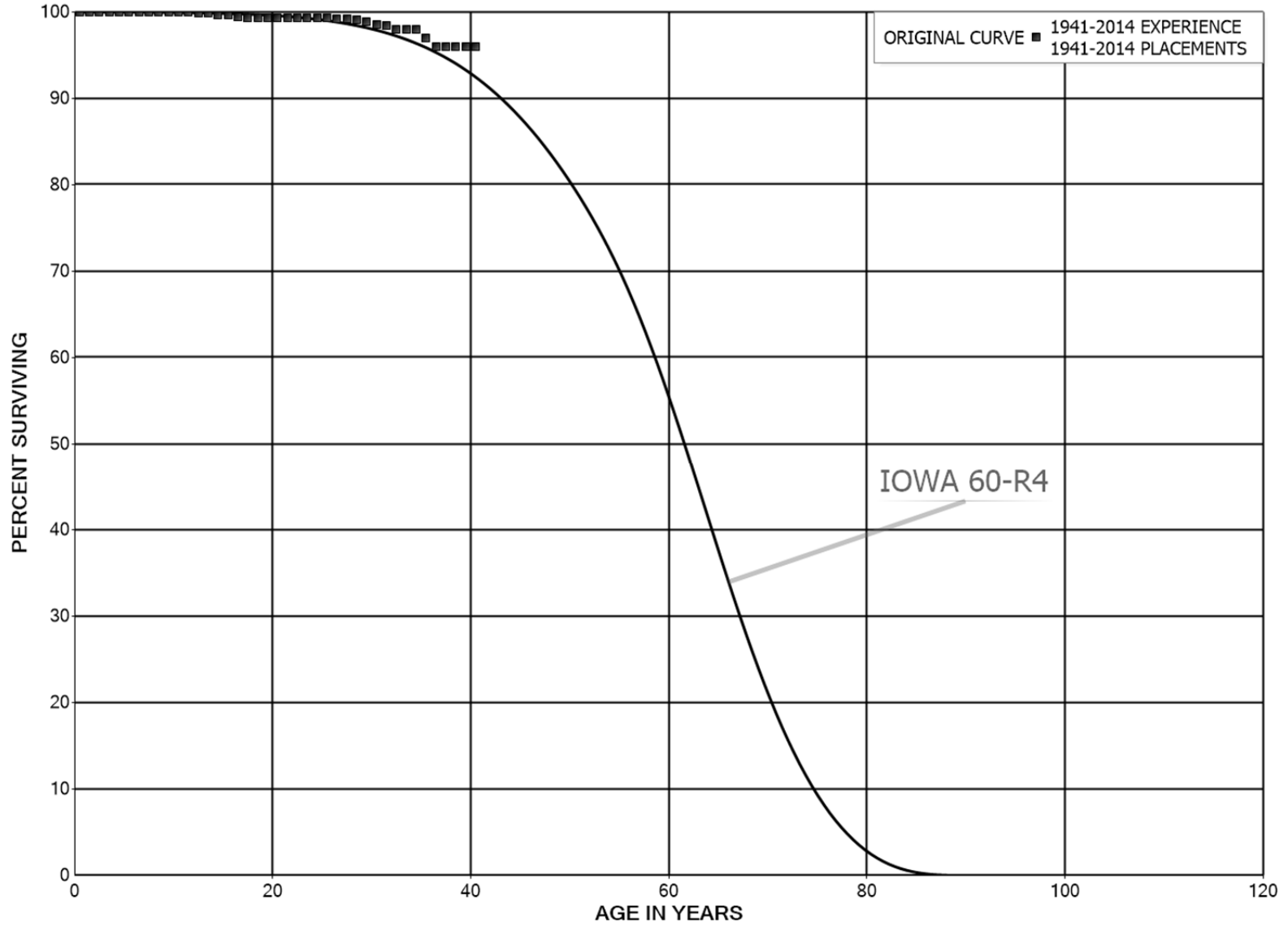
FLORIDA POWER AND LIGHT COMPANY

ACCOUNT 353.1 STATION EQUIPMENT - STEP-UP TRANSFORMERS

ORIGINAL LIFE TABLE, CONT.

PLACEMENT BAND 1958-2014			EXPERIENCE BAND 2000-2014		
AGE AT BEGIN OF INTERVAL	EXPOSURES AT BEGINNING OF AGE INTERVAL	RETIREMENTS DURING AGE INTERVAL	RETMT RATIO	SURV RATIO	PCT SURV BEGIN OF INTERVAL
39.5	2,624,002		0.0000	1.0000	23.14
40.5	1,557,980		0.0000	1.0000	23.14
41.5	1,557,980		0.0000	1.0000	23.14
42.5	1,822,674	327,603	0.1797	0.8203	23.14
43.5	1,495,071	377,410	0.2524	0.7476	18.98
44.5	1,113,382		0.0000	1.0000	14.19
45.5	1,113,382	406,914	0.3655	0.6345	14.19
46.5	706,468	683,117	0.9669	0.0331	9.00
47.5	23,352		0.0000	1.0000	0.30
48.5	23,352		0.0000	1.0000	0.30
49.5	23,352	2,781	0.1191	0.8809	0.30
50.5	20,571		0.0000	1.0000	0.26
51.5	20,571		0.0000	1.0000	0.26
52.5					0.26

FLORIDA POWER AND LIGHT COMPANY
ACCOUNT 354 TOWERS AND FIXTURES
ORIGINAL AND SMOOTH SURVIVOR CURVES



FLORIDA POWER AND LIGHT COMPANY

ACCOUNT 354 TOWERS AND FIXTURES

ORIGINAL LIFE TABLE

PLACEMENT BAND 1941-2014			EXPERIENCE BAND 1941-2014			
AGE AT BEGIN OF INTERVAL	EXPOSURES AT BEGINNING OF AGE INTERVAL	RETIREMENTS DURING AGE INTERVAL	RETMT RATIO	SURV RATIO	PCT SURV BEGIN OF INTERVAL	
0.0	326,357,400	288	0.0000	1.0000	100.00	
0.5	322,703,189		0.0000	1.0000	100.00	
1.5	334,290,659		0.0000	1.0000	100.00	
2.5	324,129,366	98,591	0.0003	0.9997	100.00	
3.5	308,051,715		0.0000	1.0000	99.97	
4.5	297,984,403		0.0000	1.0000	99.97	
5.5	293,386,981	158,708	0.0005	0.9995	99.97	
6.5	280,163,660		0.0000	1.0000	99.92	
7.5	280,063,833		0.0000	1.0000	99.92	
8.5	274,849,395	55,979	0.0002	0.9998	99.92	
9.5	273,921,556		0.0000	1.0000	99.90	
10.5	268,877,598		0.0000	1.0000	99.90	
11.5	268,811,221	70,070	0.0003	0.9997	99.90	
12.5	268,741,152	106,370	0.0004	0.9996	99.87	
13.5	267,519,569	631,201	0.0024	0.9976	99.83	
14.5	266,918,265		0.0000	1.0000	99.59	
15.5	266,918,265	446,565	0.0017	0.9983	99.59	
16.5	266,471,700	328,352	0.0012	0.9988	99.43	
17.5	266,060,466	41,590	0.0002	0.9998	99.30	
18.5	235,339,956		0.0000	1.0000	99.29	
19.5	235,339,956		0.0000	1.0000	99.29	
20.5	216,506,675	35,245	0.0002	0.9998	99.29	
21.5	216,471,718	45,806	0.0002	0.9998	99.27	
22.5	216,425,912	5,114	0.0000	1.0000	99.25	
23.5	216,502,245	40,333	0.0002	0.9998	99.25	
24.5	216,461,912		0.0000	1.0000	99.23	
25.5	216,461,912	58,554	0.0003	0.9997	99.23	
26.5	209,848,119		0.0000	1.0000	99.20	
27.5	204,116,350	344,698	0.0017	0.9983	99.20	
28.5	203,771,653	470,274	0.0023	0.9977	99.04	
29.5	181,121,759	555,747	0.0031	0.9969	98.81	
30.5	77,125,896	93,957	0.0012	0.9988	98.51	
31.5	76,328,654	293,349	0.0038	0.9962	98.39	
32.5	75,970,798	14,853	0.0002	0.9998	98.01	
33.5	75,955,945	44,253	0.0006	0.9994	97.99	
34.5	33,201,558	328,598	0.0099	0.9901	97.93	
35.5	28,936,313	293,552	0.0101	0.9899	96.96	
36.5	28,642,761		0.0000	1.0000	95.98	
37.5	28,642,761		0.0000	1.0000	95.98	
38.5	28,642,761	250	0.0000	1.0000	95.98	

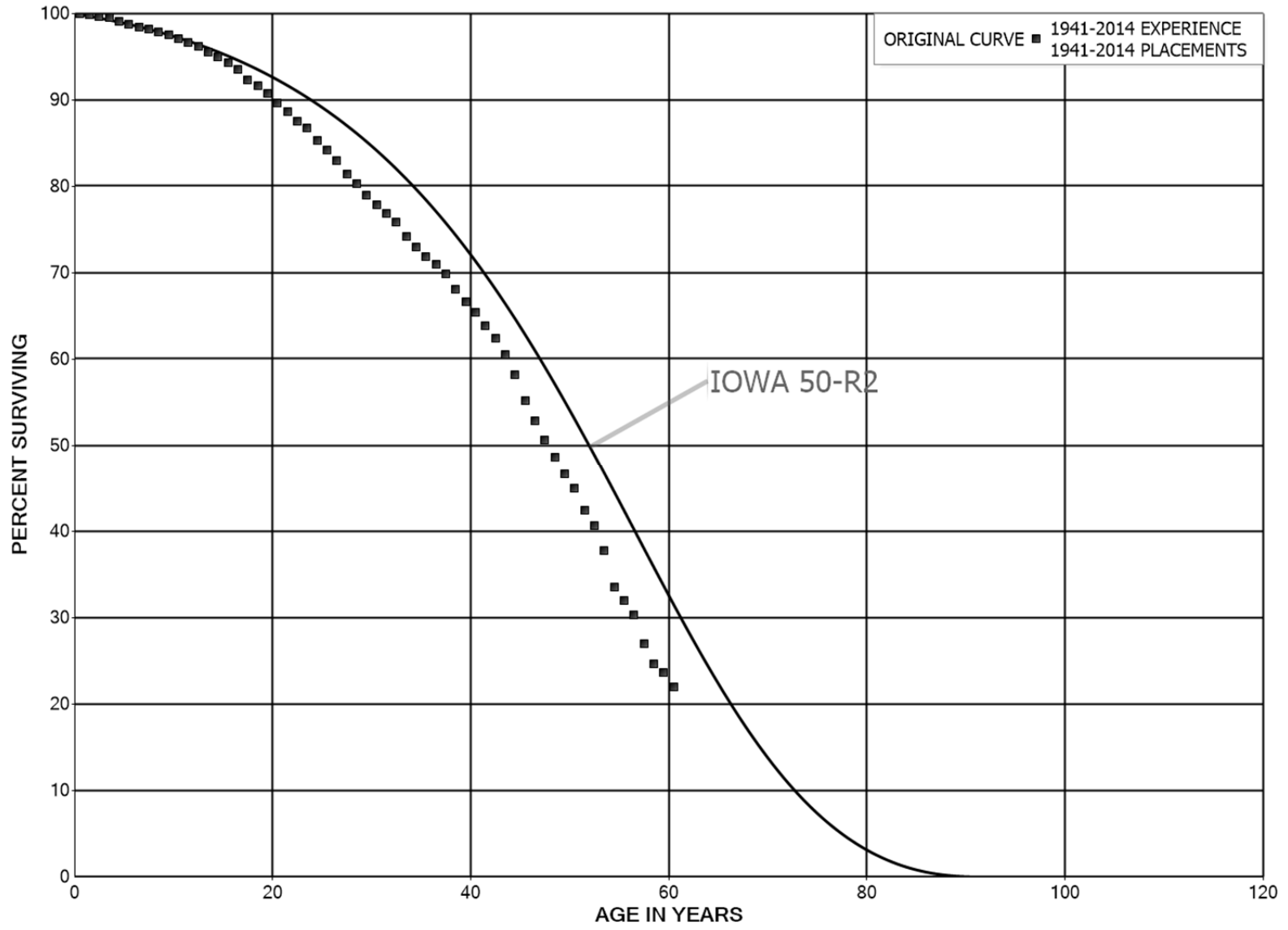
FLORIDA POWER AND LIGHT COMPANY

ACCOUNT 354 TOWERS AND FIXTURES

ORIGINAL LIFE TABLE, CONT.

PLACEMENT BAND 1941-2014			EXPERIENCE BAND 1941-2014			
AGE AT BEGIN OF INTERVAL	EXPOSURES AT BEGINNING OF AGE INTERVAL	RETIREMENTS DURING AGE INTERVAL	RETMT RATIO	SURV RATIO	PCT SURV BEGIN OF INTERVAL	
39.5	28,642,511	132	0.0000	1.0000	95.98	
40.5	2,147,232	210	0.0001	0.9999	95.98	
41.5	2,147,022		0.0000	1.0000	95.97	
42.5	2,147,022		0.0000	1.0000	95.97	
43.5	2,147,022		0.0000	1.0000	95.97	
44.5	2,147,022		0.0000	1.0000	95.97	
45.5	2,147,022		0.0000	1.0000	95.97	
46.5	2,147,022		0.0000	1.0000	95.97	
47.5	2,147,022		0.0000	1.0000	95.97	
48.5	2,147,022	377	0.0002	0.9998	95.97	
49.5	2,146,645	12	0.0000	1.0000	95.95	
50.5	2,146,633	53,532	0.0249	0.9751	95.95	
51.5	1,673,647		0.0000	1.0000	93.56	
52.5	1,653,908		0.0000	1.0000	93.56	
53.5	1,653,908	109,316	0.0661	0.9339	93.56	
54.5					87.37	

FLORIDA POWER AND LIGHT COMPANY
ACCOUNT 355 POLES AND FIXTURES
ORIGINAL AND SMOOTH SURVIVOR CURVES



FLORIDA POWER AND LIGHT COMPANY

ACCOUNT 355 POLES AND FIXTURES

ORIGINAL LIFE TABLE

PLACEMENT BAND 1941-2014			EXPERIENCE BAND 1941-2014		
AGE AT BEGIN OF INTERVAL	EXPOSURES AT BEGINNING OF AGE INTERVAL	RETIREMENTS DURING AGE INTERVAL	RETMT RATIO	SURV RATIO	PCT SURV BEGIN OF INTERVAL
0.0	1,114,828,682	957,526	0.0009	0.9991	100.00
0.5	1,012,804,547	1,043,398	0.0010	0.9990	99.91
1.5	950,531,619	1,627,806	0.0017	0.9983	99.81
2.5	912,484,874	1,575,823	0.0017	0.9983	99.64
3.5	861,270,290	3,767,311	0.0044	0.9956	99.47
4.5	838,951,258	2,508,577	0.0030	0.9970	99.03
5.5	792,728,817	2,458,604	0.0031	0.9969	98.74
6.5	705,639,056	1,982,255	0.0028	0.9972	98.43
7.5	662,806,251	2,087,467	0.0031	0.9969	98.15
8.5	571,064,442	2,080,495	0.0036	0.9964	97.85
9.5	536,731,659	2,067,008	0.0039	0.9961	97.49
10.5	498,845,212	2,472,713	0.0050	0.9950	97.11
11.5	461,633,713	2,221,572	0.0048	0.9952	96.63
12.5	432,918,867	2,780,056	0.0064	0.9936	96.17
13.5	406,852,264	2,740,919	0.0067	0.9933	95.55
14.5	387,468,413	2,643,398	0.0068	0.9932	94.91
15.5	364,081,377	2,707,505	0.0074	0.9926	94.26
16.5	350,295,578	4,598,767	0.0131	0.9869	93.56
17.5	337,465,006	2,774,078	0.0082	0.9918	92.33
18.5	325,891,479	3,009,364	0.0092	0.9908	91.57
19.5	313,103,969	3,826,007	0.0122	0.9878	90.72
20.5	295,005,146	3,447,115	0.0117	0.9883	89.62
21.5	266,125,470	3,035,151	0.0114	0.9886	88.57
22.5	252,172,202	2,524,974	0.0100	0.9900	87.56
23.5	243,122,175	3,915,947	0.0161	0.9839	86.68
24.5	227,874,346	3,078,283	0.0135	0.9865	85.29
25.5	215,470,028	3,175,064	0.0147	0.9853	84.13
26.5	197,360,837	3,536,845	0.0179	0.9821	82.89
27.5	188,275,247	2,625,336	0.0139	0.9861	81.41
28.5	178,470,323	2,899,089	0.0162	0.9838	80.27
29.5	168,014,187	2,501,360	0.0149	0.9851	78.97
30.5	152,008,390	1,795,832	0.0118	0.9882	77.79
31.5	144,837,292	1,999,182	0.0138	0.9862	76.87
32.5	135,200,971	2,832,072	0.0209	0.9791	75.81
33.5	126,340,014	2,206,127	0.0175	0.9825	74.23
34.5	112,126,941	1,706,311	0.0152	0.9848	72.93
35.5	103,000,260	1,298,203	0.0126	0.9874	71.82
36.5	95,711,306	1,490,451	0.0156	0.9844	70.91
37.5	86,795,159	2,193,531	0.0253	0.9747	69.81
38.5	73,409,568	1,532,104	0.0209	0.9791	68.05

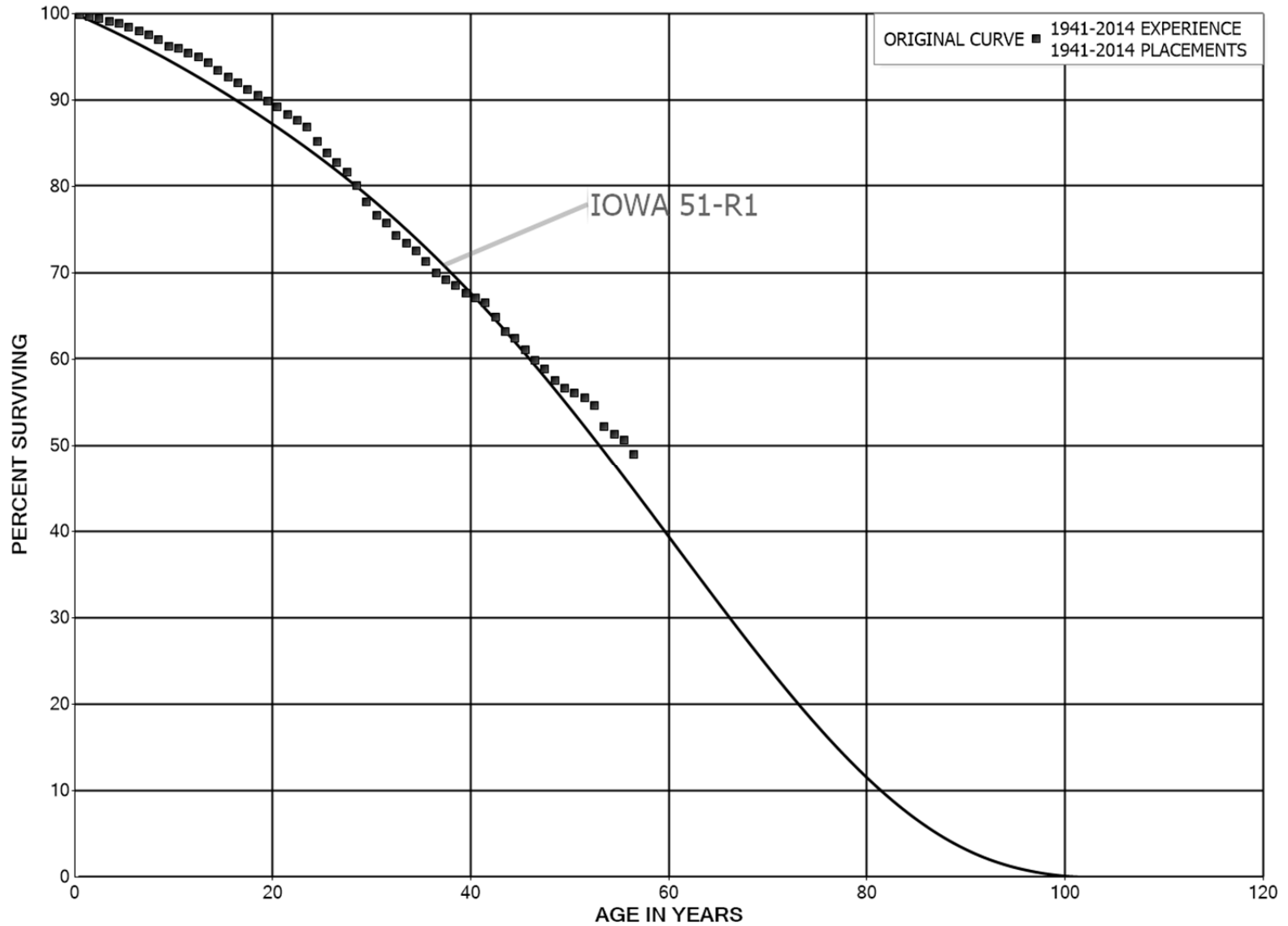
FLORIDA POWER AND LIGHT COMPANY

ACCOUNT 355 POLES AND FIXTURES

ORIGINAL LIFE TABLE, CONT.

PLACEMENT BAND 1941-2014			EXPERIENCE BAND 1941-2014		
AGE AT BEGIN OF INTERVAL	EXPOSURES AT BEGINNING OF AGE INTERVAL	RETIREMENTS DURING AGE INTERVAL	RETMT RATIO	SURV RATIO	PCT SURV BEGIN OF INTERVAL
39.5	64,799,127	1,151,329	0.0178	0.9822	66.63
40.5	58,067,791	1,387,374	0.0239	0.9761	65.44
41.5	50,091,180	1,130,284	0.0226	0.9774	63.88
42.5	42,005,247	1,331,491	0.0317	0.9683	62.44
43.5	34,878,627	1,287,740	0.0369	0.9631	60.46
44.5	32,005,833	1,670,126	0.0522	0.9478	58.23
45.5	29,501,509	1,238,325	0.0420	0.9580	55.19
46.5	26,854,482	1,168,358	0.0435	0.9565	52.87
47.5	22,012,789	839,604	0.0381	0.9619	50.57
48.5	15,064,100	633,619	0.0421	0.9579	48.64
49.5	12,041,460	431,254	0.0358	0.9642	46.60
50.5	11,383,479	638,290	0.0561	0.9439	44.93
51.5	9,419,104	389,950	0.0414	0.9586	42.41
52.5	7,734,662	559,507	0.0723	0.9277	40.65
53.5	6,617,181	746,921	0.1129	0.8871	37.71
54.5	5,151,844	240,663	0.0467	0.9533	33.45
55.5	4,588,075	236,374	0.0515	0.9485	31.89
56.5	3,849,306	423,260	0.1100	0.8900	30.25
57.5	2,195,627	186,415	0.0849	0.9151	26.92
58.5	1,734,648	68,377	0.0394	0.9606	24.64
59.5	1,402,985	103,739	0.0739	0.9261	23.67
60.5	880,242	15,992	0.0182	0.9818	21.92
61.5	616,986	39,189	0.0635	0.9365	21.52
62.5	522,892	26,922	0.0515	0.9485	20.15
63.5	222,115	9,017	0.0406	0.9594	19.11
64.5	145,184	3,602	0.0248	0.9752	18.34
65.5	112,700	1,389	0.0123	0.9877	17.88
66.5	47,598		0.0000	1.0000	17.66
67.5	40,161	390	0.0097	0.9903	17.66
68.5	38,814		0.0000	1.0000	17.49
69.5	38,814	355	0.0092	0.9908	17.49
70.5	28,365		0.0000	1.0000	17.33
71.5	28,365		0.0000	1.0000	17.33
72.5					17.33

FLORIDA POWER AND LIGHT COMPANY
ACCOUNT 356 OVERHEAD CONDUCTORS AND DEVICES
ORIGINAL AND SMOOTH SURVIVOR CURVES



FLORIDA POWER AND LIGHT COMPANY

ACCOUNT 356 OVERHEAD CONDUCTORS AND DEVICES

ORIGINAL LIFE TABLE

PLACEMENT BAND 1941-2014			EXPERIENCE BAND 1941-2014		
AGE AT BEGIN OF INTERVAL	EXPOSURES AT BEGINNING OF AGE INTERVAL	RETIREMENTS DURING AGE INTERVAL	RETMT RATIO	SURV RATIO	PCT SURV BEGIN OF INTERVAL
0.0	847,131,176	1,566,705	0.0018	0.9982	100.00
0.5	802,312,454	1,966,250	0.0025	0.9975	99.82
1.5	778,009,453	1,744,376	0.0022	0.9978	99.57
2.5	768,718,197	1,918,339	0.0025	0.9975	99.35
3.5	724,232,292	2,121,384	0.0029	0.9971	99.10
4.5	711,258,780	2,876,802	0.0040	0.9960	98.81
5.5	684,098,752	3,099,553	0.0045	0.9955	98.41
6.5	643,485,246	3,259,481	0.0051	0.9949	97.96
7.5	623,389,503	3,585,144	0.0058	0.9942	97.47
8.5	576,177,512	4,042,676	0.0070	0.9930	96.91
9.5	551,417,490	1,727,360	0.0031	0.9969	96.23
10.5	523,894,899	3,133,612	0.0060	0.9940	95.93
11.5	493,137,580	2,225,634	0.0045	0.9955	95.35
12.5	468,088,253	3,246,820	0.0069	0.9931	94.92
13.5	441,280,207	3,882,339	0.0088	0.9912	94.26
14.5	426,350,014	3,739,442	0.0088	0.9912	93.43
15.5	410,581,513	2,793,153	0.0068	0.9932	92.61
16.5	399,818,468	3,516,106	0.0088	0.9912	91.98
17.5	389,978,619	3,075,082	0.0079	0.9921	91.18
18.5	361,168,261	2,460,642	0.0068	0.9932	90.46
19.5	350,904,464	2,688,507	0.0077	0.9923	89.84
20.5	324,844,301	3,311,536	0.0102	0.9898	89.15
21.5	298,392,129	2,227,444	0.0075	0.9925	88.24
22.5	288,186,013	2,520,962	0.0087	0.9913	87.58
23.5	279,901,305	5,229,390	0.0187	0.9813	86.82
24.5	265,188,771	4,374,881	0.0165	0.9835	85.20
25.5	254,107,839	3,205,409	0.0126	0.9874	83.79
26.5	236,595,973	3,328,794	0.0141	0.9859	82.73
27.5	226,475,845	4,254,600	0.0188	0.9812	81.57
28.5	216,980,748	5,146,460	0.0237	0.9763	80.04
29.5	197,422,778	3,741,333	0.0190	0.9810	78.14
30.5	129,136,252	1,550,776	0.0120	0.9880	76.66
31.5	121,756,540	2,410,868	0.0198	0.9802	75.74
32.5	115,333,444	1,328,596	0.0115	0.9885	74.24
33.5	110,923,114	1,287,417	0.0116	0.9884	73.38
34.5	93,289,512	1,565,861	0.0168	0.9832	72.53
35.5	83,503,524	1,528,070	0.0183	0.9817	71.31
36.5	78,509,158	974,734	0.0124	0.9876	70.01
37.5	74,007,032	684,237	0.0092	0.9908	69.14
38.5	69,190,757	925,386	0.0134	0.9866	68.50

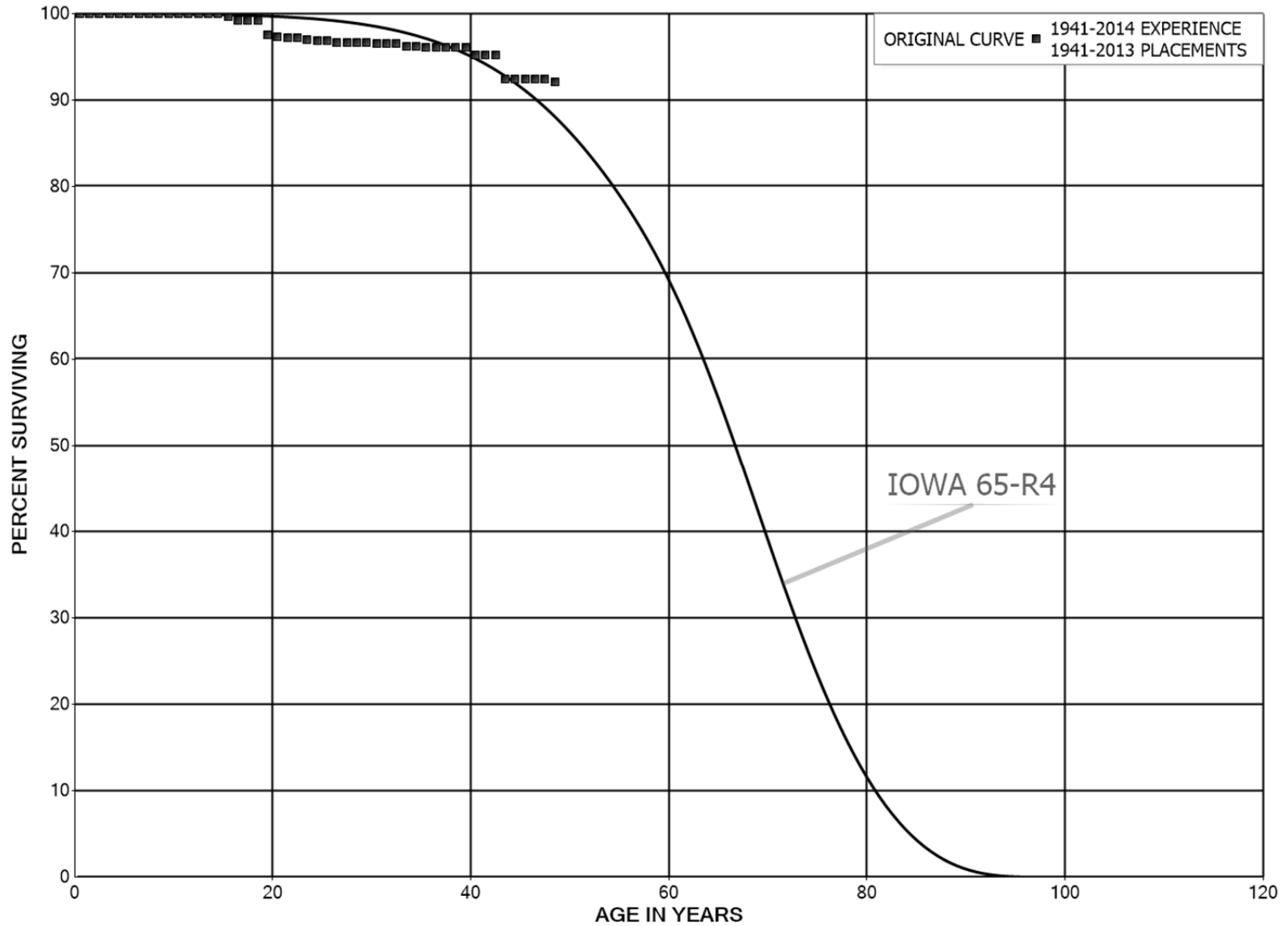
FLORIDA POWER AND LIGHT COMPANY

ACCOUNT 356 OVERHEAD CONDUCTORS AND DEVICES

ORIGINAL LIFE TABLE, CONT.

PLACEMENT BAND 1941-2014			EXPERIENCE BAND 1941-2014		
AGE AT BEGIN OF INTERVAL	EXPOSURES AT BEGINNING OF AGE INTERVAL	RETIREMENTS DURING AGE INTERVAL	RETMT RATIO	SURV RATIO	PCT SURV BEGIN OF INTERVAL
39.5	62,221,234	517,743	0.0083	0.9917	67.58
40.5	50,071,559	414,560	0.0083	0.9917	67.02
41.5	45,555,866	1,080,942	0.0237	0.9763	66.47
42.5	39,155,267	1,010,599	0.0258	0.9742	64.89
43.5	34,593,099	443,871	0.0128	0.9872	63.21
44.5	31,924,223	686,136	0.0215	0.9785	62.40
45.5	30,598,243	591,076	0.0193	0.9807	61.06
46.5	28,058,840	513,843	0.0183	0.9817	59.88
47.5	22,967,367	486,494	0.0212	0.9788	58.79
48.5	17,331,031	283,476	0.0164	0.9836	57.54
49.5	14,214,387	127,187	0.0089	0.9911	56.60
50.5	13,179,296	133,245	0.0101	0.9899	56.09
51.5	10,857,275	180,531	0.0166	0.9834	55.53
52.5	7,556,956	334,413	0.0443	0.9557	54.60
53.5	6,563,113	117,708	0.0179	0.9821	52.19
54.5	4,848,886	59,444	0.0123	0.9877	51.25
55.5	4,356,624	146,834	0.0337	0.9663	50.62
56.5	3,641,426	31,311	0.0086	0.9914	48.92
57.5	1,962,516	23,861	0.0122	0.9878	48.50
58.5	1,715,114	30,311	0.0177	0.9823	47.91
59.5	1,433,825	15,843	0.0110	0.9890	47.06
60.5	903,806	1,599	0.0018	0.9982	46.54
61.5	539,705	41,879	0.0776	0.9224	46.46
62.5	254,269	5,601	0.0220	0.9780	42.85
63.5	115,097	373	0.0032	0.9968	41.91
64.5	104,370	3,192	0.0306	0.9694	41.77
65.5	91,944	981	0.0107	0.9893	40.49
66.5	87,650		0.0000	1.0000	40.06
67.5	78,081	294	0.0038	0.9962	40.06
68.5	76,067	676	0.0089	0.9911	39.91
69.5	73,678	593	0.0081	0.9919	39.56
70.5	69,683	601	0.0086	0.9914	39.24
71.5	65,360		0.0000	1.0000	38.90
72.5	18,698	77	0.0041	0.9959	38.90
73.5					38.74

FLORIDA POWER AND LIGHT COMPANY
ACCOUNT 357 UNDERGROUND CONDUIT
ORIGINAL AND SMOOTH SURVIVOR CURVES



FLORIDA POWER AND LIGHT COMPANY

ACCOUNT 357 UNDERGROUND CONDUIT

ORIGINAL LIFE TABLE

PLACEMENT BAND 1941-2013			EXPERIENCE BAND 1941-2014			
AGE AT BEGIN OF INTERVAL	EXPOSURES AT BEGINNING OF AGE INTERVAL	RETIREMENTS DURING AGE INTERVAL	RETMT RATIO	SURV RATIO	PCT SURV BEGIN OF INTERVAL	
0.0	66,208,339	324	0.0000	1.0000	100.00	
0.5	66,166,219	4	0.0000	1.0000	100.00	
1.5	64,875,579	3,178	0.0000	1.0000	100.00	
2.5	64,326,614		0.0000	1.0000	99.99	
3.5	64,342,885		0.0000	1.0000	99.99	
4.5	64,343,170		0.0000	1.0000	99.99	
5.5	48,296,976		0.0000	1.0000	99.99	
6.5	50,911,521	1,016	0.0000	1.0000	99.99	
7.5	50,822,274		0.0000	1.0000	99.99	
8.5	44,172,210	1,156	0.0000	1.0000	99.99	
9.5	43,840,343		0.0000	1.0000	99.99	
10.5	43,840,748	3,358	0.0001	0.9999	99.99	
11.5	40,527,134	112	0.0000	1.0000	99.98	
12.5	40,245,602	110	0.0000	1.0000	99.98	
13.5	35,813,851	3,700	0.0001	0.9999	99.98	
14.5	35,777,966	128,720	0.0036	0.9964	99.97	
15.5	31,573,458	140,959	0.0045	0.9955	99.61	
16.5	31,374,555	900	0.0000	1.0000	99.17	
17.5	29,636,098	12,740	0.0004	0.9996	99.16	
18.5	28,752,461	479,177	0.0167	0.9833	99.12	
19.5	28,241,267	52,668	0.0019	0.9981	97.47	
20.5	25,556,980	29,911	0.0012	0.9988	97.29	
21.5	25,229,044	1,064	0.0000	1.0000	97.17	
22.5	25,144,359	67,010	0.0027	0.9973	97.17	
23.5	24,807,201	27,337	0.0011	0.9989	96.91	
24.5	24,727,682		0.0000	1.0000	96.80	
25.5	24,776,467	58,530	0.0024	0.9976	96.80	
26.5	24,495,439		0.0000	1.0000	96.58	
27.5	24,475,112		0.0000	1.0000	96.58	
28.5	24,263,701		0.0000	1.0000	96.58	
29.5	24,067,835	14,239	0.0006	0.9994	96.58	
30.5	23,256,543		0.0000	1.0000	96.52	
31.5	22,585,897		0.0000	1.0000	96.52	
32.5	22,584,232	72,488	0.0032	0.9968	96.52	
33.5	19,692,447		0.0000	1.0000	96.21	
34.5	19,184,423	21,500	0.0011	0.9989	96.21	
35.5	19,162,923	324	0.0000	1.0000	96.10	
36.5	19,146,966	12,278	0.0006	0.9994	96.10	
37.5	17,792,839		0.0000	1.0000	96.04	
38.5	17,639,013		0.0000	1.0000	96.04	

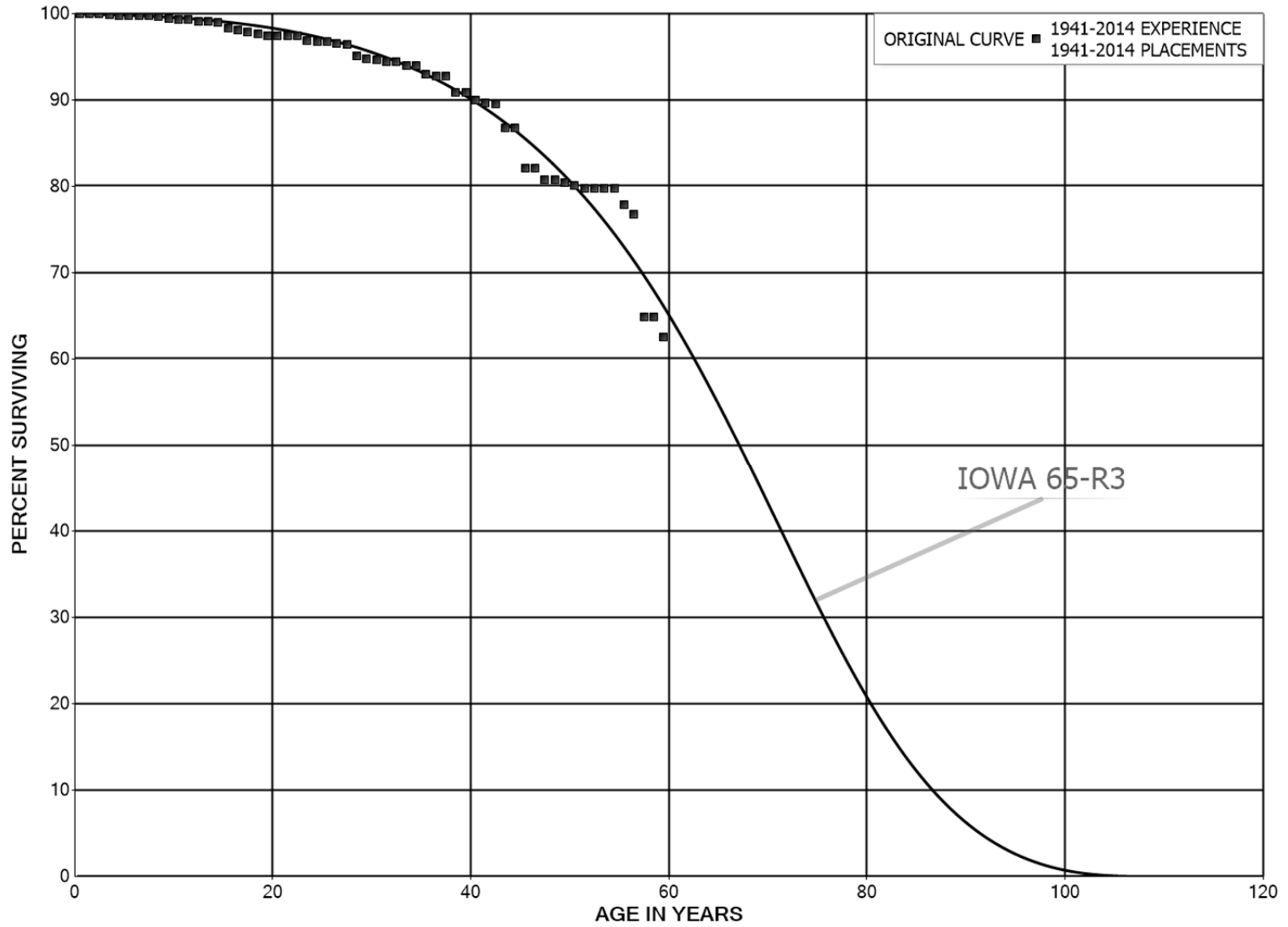
FLORIDA POWER AND LIGHT COMPANY

ACCOUNT 357 UNDERGROUND CONDUIT

ORIGINAL LIFE TABLE, CONT.

PLACEMENT BAND 1941-2013			EXPERIENCE BAND 1941-2014		
AGE AT BEGIN OF INTERVAL	EXPOSURES AT BEGINNING OF AGE INTERVAL	RETIREMENTS DURING AGE INTERVAL	RETMT RATIO	SURV RATIO	PCT SURV BEGIN OF INTERVAL
39.5	17,616,900	148,771	0.0084	0.9916	96.04
40.5	11,680,785		0.0000	1.0000	95.23
41.5	8,829,989		0.0000	1.0000	95.23
42.5	9,093,521	267,777	0.0294	0.9706	95.23
43.5	7,902,497	241	0.0000	1.0000	92.42
44.5	5,892,846		0.0000	1.0000	92.42
45.5	5,892,846		0.0000	1.0000	92.42
46.5	5,072,962		0.0000	1.0000	92.42
47.5	4,540,500	18,914	0.0042	0.9958	92.42
48.5	2,687,678	623	0.0002	0.9998	92.03
49.5	2,687,055		0.0000	1.0000	92.01
50.5	2,197,562	72	0.0000	1.0000	92.01
51.5	2,197,490	6,666	0.0030	0.9970	92.01
52.5	1,884,852		0.0000	1.0000	91.73
53.5	1,884,852		0.0000	1.0000	91.73
54.5	1,884,852		0.0000	1.0000	91.73
55.5	1,042,256	36,971	0.0355	0.9645	91.73
56.5	428,155	1,750	0.0041	0.9959	88.48
57.5	426,405		0.0000	1.0000	88.12
58.5	426,405	2,188	0.0051	0.9949	88.12
59.5	424,217		0.0000	1.0000	87.66
60.5	297,337		0.0000	1.0000	87.66
61.5	297,337		0.0000	1.0000	87.66
62.5	297,337		0.0000	1.0000	87.66
63.5	297,337		0.0000	1.0000	87.66
64.5	297,337		0.0000	1.0000	87.66
65.5					87.66

FLORIDA POWER AND LIGHT COMPANY
ACCOUNT 358 UNDERGROUND CONDUCTORS AND DEVICES
ORIGINAL AND SMOOTH SURVIVOR CURVES



FLORIDA POWER AND LIGHT COMPANY

ACCOUNT 358 UNDERGROUND CONDUCTORS AND DEVICES

ORIGINAL LIFE TABLE

PLACEMENT BAND 1941-2014			EXPERIENCE BAND 1941-2014		
AGE AT BEGIN OF INTERVAL	EXPOSURES AT BEGINNING OF AGE INTERVAL	RETIREMENTS DURING AGE INTERVAL	RETMT RATIO	SURV RATIO	PCT SURV BEGIN OF INTERVAL
0.0	89,705,959	11,334	0.0001	0.9999	100.00
0.5	88,407,794	1,079	0.0000	1.0000	99.99
1.5	87,385,445	79,439	0.0009	0.9991	99.99
2.5	83,882,315	13,304	0.0002	0.9998	99.90
3.5	83,308,525	97,477	0.0012	0.9988	99.88
4.5	83,127,347	1,210	0.0000	1.0000	99.76
5.5	61,834,604		0.0000	1.0000	99.76
6.5	58,872,878	50,961	0.0009	0.9991	99.76
7.5	57,262,269	36,495	0.0006	0.9994	99.67
8.5	48,694,934	130,445	0.0027	0.9973	99.61
9.5	48,557,883	16,525	0.0003	0.9997	99.34
10.5	46,515,409	24,604	0.0005	0.9995	99.31
11.5	44,848,441	80,795	0.0018	0.9982	99.26
12.5	44,132,277	14,100	0.0003	0.9997	99.08
13.5	41,919,239	23,868	0.0006	0.9994	99.05
14.5	41,601,249	306,891	0.0074	0.9926	98.99
15.5	37,443,228	88,315	0.0024	0.9976	98.26
16.5	37,335,314	92,006	0.0025	0.9975	98.03
17.5	35,241,629	59,190	0.0017	0.9983	97.79
18.5	33,585,546	69,155	0.0021	0.9979	97.62
19.5	33,339,802		0.0000	1.0000	97.42
20.5	32,561,290		0.0000	1.0000	97.42
21.5	29,898,377	234	0.0000	1.0000	97.42
22.5	29,943,113	191,705	0.0064	0.9936	97.42
23.5	29,741,462	30,080	0.0010	0.9990	96.80
24.5	29,712,227	844	0.0000	1.0000	96.70
25.5	29,711,383	72,468	0.0024	0.9976	96.70
26.5	29,571,969	22,165	0.0007	0.9993	96.46
27.5	29,549,803	391,062	0.0132	0.9868	96.39
28.5	26,596,374	105,398	0.0040	0.9960	95.11
29.5	26,008,116	32,185	0.0012	0.9988	94.74
30.5	24,919,965	65,281	0.0026	0.9974	94.62
31.5	22,428,984	1,032	0.0000	1.0000	94.37
32.5	22,420,973	99,419	0.0044	0.9956	94.37
33.5	21,620,219		0.0000	1.0000	93.95
34.5	21,017,203	226,821	0.0108	0.9892	93.95
35.5	20,790,382	35,256	0.0017	0.9983	92.93
36.5	20,754,868		0.0000	1.0000	92.78
37.5	17,341,426	359,222	0.0207	0.9793	92.78
38.5	16,698,623	11,568	0.0007	0.9993	90.86

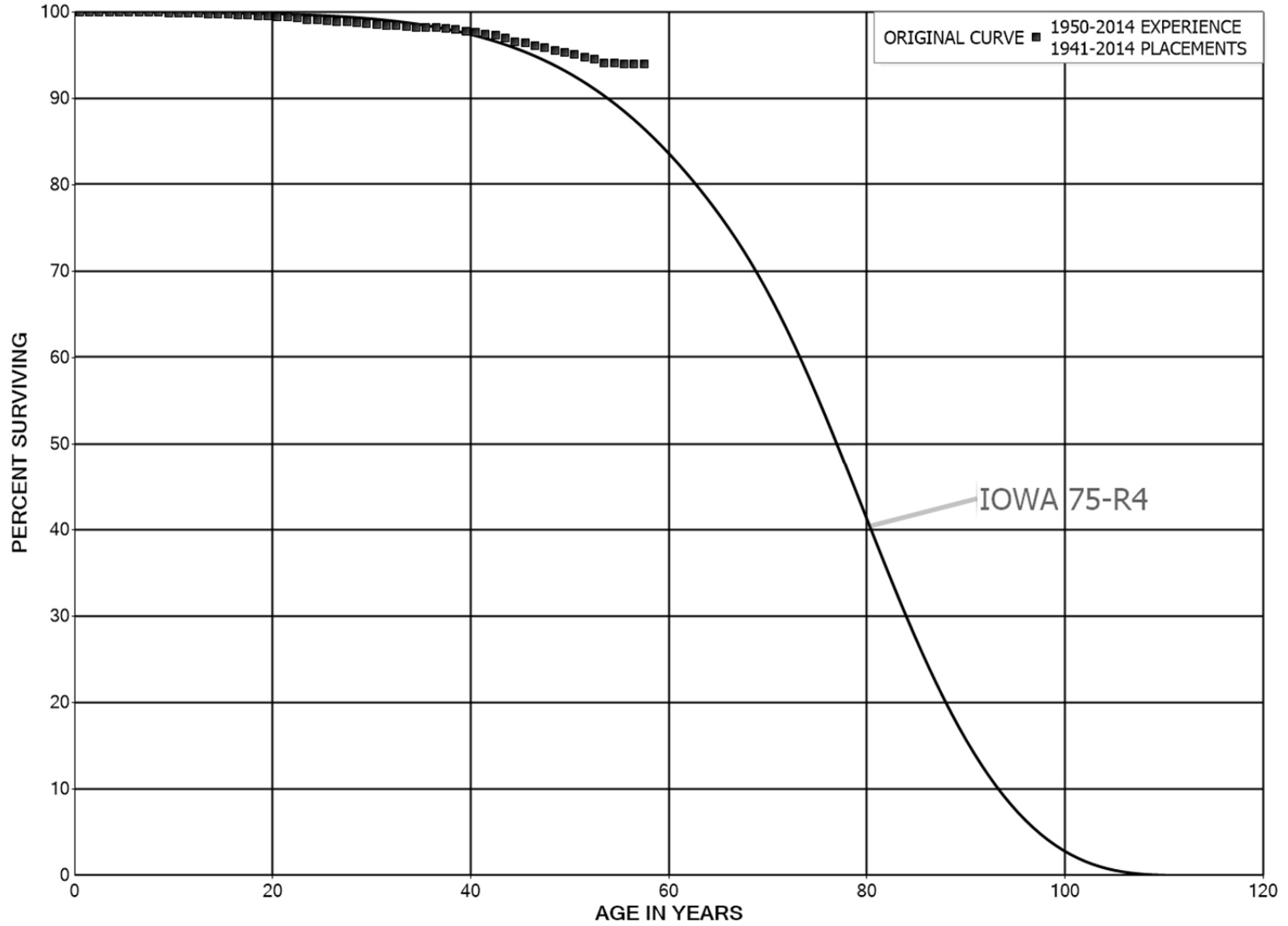
FLORIDA POWER AND LIGHT COMPANY

ACCOUNT 358 UNDERGROUND CONDUCTORS AND DEVICES

ORIGINAL LIFE TABLE, CONT.

PLACEMENT BAND 1941-2014			EXPERIENCE BAND 1941-2014			
AGE AT BEGIN OF INTERVAL	EXPOSURES AT BEGINNING OF AGE INTERVAL	RETIREMENTS DURING AGE INTERVAL	RETMT RATIO	SURV RATIO	PCT SURV BEGIN OF INTERVAL	
39.5	16,708,910	157,233	0.0094	0.9906	90.79	
40.5	12,518,970	38,063	0.0030	0.9970	89.94	
41.5	10,300,489	16,607	0.0016	0.9984	89.66	
42.5	10,268,093	322,081	0.0314	0.9686	89.52	
43.5	9,221,484	858	0.0001	0.9999	86.71	
44.5	6,698,708	359,046	0.0536	0.9464	86.70	
45.5	6,338,336	1,350	0.0002	0.9998	82.06	
46.5	5,193,081	79,978	0.0154	0.9846	82.04	
47.5	4,659,976		0.0000	1.0000	80.78	
48.5	2,905,142	12,179	0.0042	0.9958	80.78	
49.5	2,892,963	12,362	0.0043	0.9957	80.44	
50.5	1,924,297	8,998	0.0047	0.9953	80.09	
51.5	1,915,300		0.0000	1.0000	79.72	
52.5	1,564,380		0.0000	1.0000	79.72	
53.5	1,564,380		0.0000	1.0000	79.72	
54.5	1,558,863	37,721	0.0242	0.9758	79.72	
55.5	878,018	11,510	0.0131	0.9869	77.79	
56.5	210,707	32,873	0.1560	0.8440	76.77	
57.5	177,833		0.0000	1.0000	64.79	
58.5	143,094	5,062	0.0354	0.9646	64.79	
59.5	138,032		0.0000	1.0000	62.50	
60.5	85,418		0.0000	1.0000	62.50	
61.5	68,706		0.0000	1.0000	62.50	
62.5	68,706		0.0000	1.0000	62.50	
63.5	68,706		0.0000	1.0000	62.50	
64.5	66,948	18,350	0.2741	0.7259	62.50	
65.5	37,514		0.0000	1.0000	45.37	
66.5	37,514	1,514	0.0404	0.9596	45.37	
67.5	36,000		0.0000	1.0000	43.54	
68.5	33,247		0.0000	1.0000	43.54	
69.5	33,247		0.0000	1.0000	43.54	
70.5	33,247		0.0000	1.0000	43.54	
71.5	33,247	526	0.0158	0.9842	43.54	
72.5	31,180		0.0000	1.0000	42.85	
73.5					42.85	

FLORIDA POWER AND LIGHT COMPANY
ACCOUNT 359 ROADS AND TRAILS
ORIGINAL AND SMOOTH SURVIVOR CURVES



FLORIDA POWER AND LIGHT COMPANY

ACCOUNT 359 ROADS AND TRAILS

ORIGINAL LIFE TABLE

PLACEMENT BAND 1941-2014

EXPERIENCE BAND 1950-2014

AGE AT BEGIN OF INTERVAL	EXPOSURES AT BEGINNING OF AGE INTERVAL	RETIREMENTS DURING AGE INTERVAL	RETMT RATIO	SURV RATIO	PCT SURV BEGIN OF INTERVAL
0.0	96,005,733	135	0.0000	1.0000	100.00
0.5	95,553,247	3,139	0.0000	1.0000	100.00
1.5	105,530,704	6,671	0.0001	0.9999	100.00
2.5	106,480,517	1,225	0.0000	1.0000	99.99
3.5	94,716,771	19,907	0.0002	0.9998	99.99
4.5	95,130,459	12,187	0.0001	0.9999	99.97
5.5	93,896,348	9,795	0.0001	0.9999	99.96
6.5	81,656,437	18,537	0.0002	0.9998	99.94
7.5	79,226,974	9,049	0.0001	0.9999	99.92
8.5	75,677,361	24,351	0.0003	0.9997	99.91
9.5	74,803,494	14,182	0.0002	0.9998	99.88
10.5	74,792,545	11,800	0.0002	0.9998	99.86
11.5	74,187,640	22,262	0.0003	0.9997	99.84
12.5	73,066,311	38,890	0.0005	0.9995	99.81
13.5	72,770,289	41,026	0.0006	0.9994	99.76
14.5	72,521,190	11,187	0.0002	0.9998	99.70
15.5	71,495,071	39,109	0.0005	0.9995	99.69
16.5	71,306,339	8,652	0.0001	0.9999	99.63
17.5	71,089,553	59,504	0.0008	0.9992	99.62
18.5	51,643,864	28,863	0.0006	0.9994	99.54
19.5	51,585,539	30,519	0.0006	0.9994	99.48
20.5	46,064,388	29,484	0.0006	0.9994	99.42
21.5	42,615,016	48,414	0.0011	0.9989	99.36
22.5	42,358,951	57,715	0.0014	0.9986	99.25
23.5	42,057,957	18,638	0.0004	0.9996	99.11
24.5	40,876,054	45,572	0.0011	0.9989	99.07
25.5	40,416,378	28,144	0.0007	0.9993	98.96
26.5	37,971,135	28,680	0.0008	0.9992	98.89
27.5	37,481,909	18,049	0.0005	0.9995	98.81
28.5	36,861,051	45,827	0.0012	0.9988	98.77
29.5	34,246,273	66,435	0.0019	0.9981	98.64
30.5	27,244,803	3,260	0.0001	0.9999	98.45
31.5	24,200,066	20,320	0.0008	0.9992	98.44
32.5	21,167,509	9,663	0.0005	0.9995	98.36
33.5	19,439,756	16,739	0.0009	0.9991	98.31
34.5	11,357,026	3,703	0.0003	0.9997	98.23
35.5	8,593,473	5,695	0.0007	0.9993	98.20
36.5	8,270,765	2,750	0.0003	0.9997	98.13
37.5	7,589,117	9,773	0.0013	0.9987	98.10
38.5	6,828,329	15,220	0.0022	0.9978	97.97

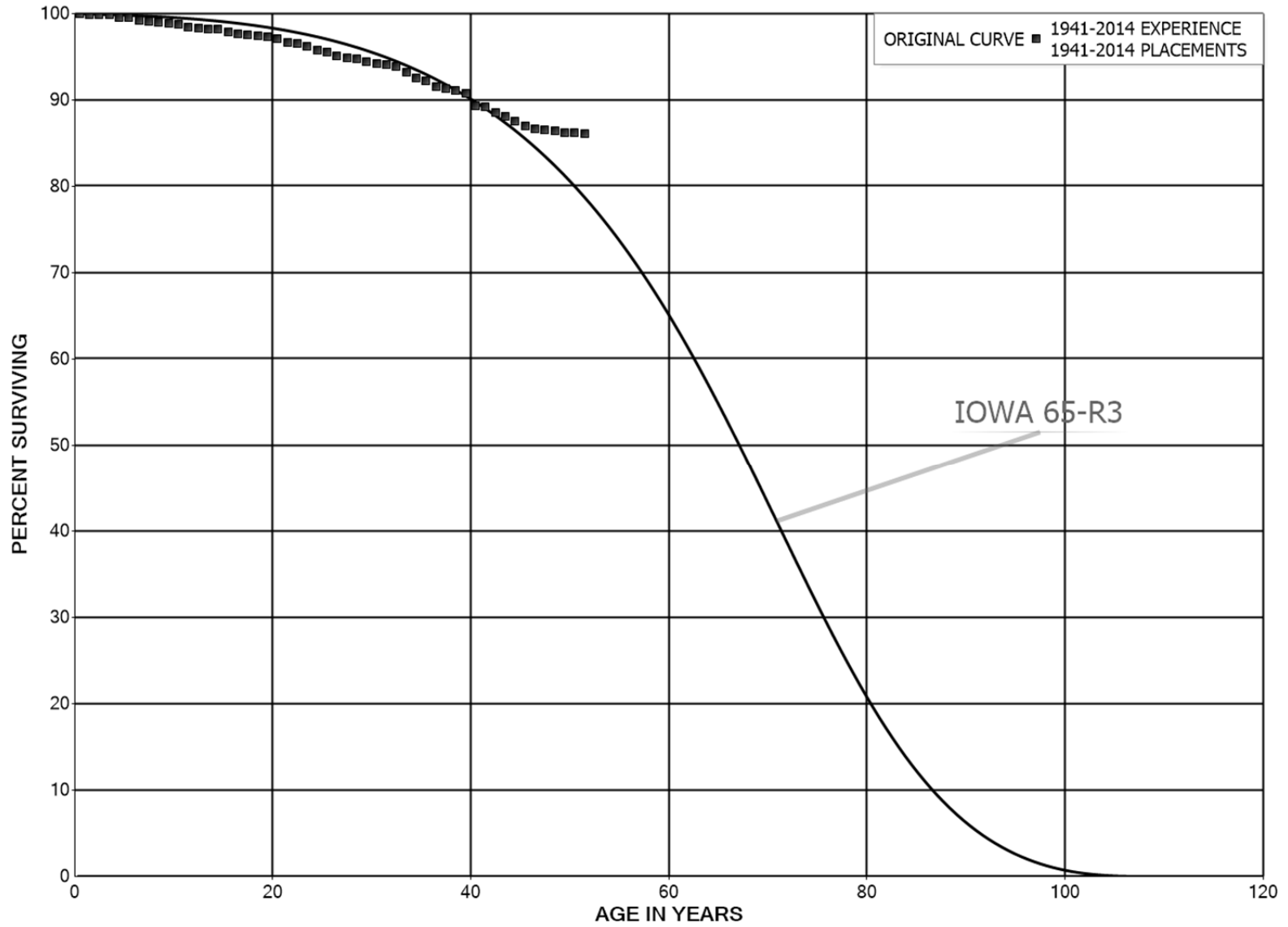
FLORIDA POWER AND LIGHT COMPANY

ACCOUNT 359 ROADS AND TRAILS

ORIGINAL LIFE TABLE, CONT.

PLACEMENT BAND 1941-2014			EXPERIENCE BAND 1950-2014			
AGE AT BEGIN OF INTERVAL	EXPOSURES AT BEGINNING OF AGE INTERVAL	RETIREMENTS DURING AGE INTERVAL	RETMT RATIO	SURV RATIO	PCT SURV BEGIN OF INTERVAL	
39.5	6,119,156	11,701	0.0019	0.9981	97.75	
40.5	3,173,992	5,581	0.0018	0.9982	97.57	
41.5	2,526,234	3,142	0.0012	0.9988	97.40	
42.5	2,194,243	7,249	0.0033	0.9967	97.28	
43.5	1,961,602	8,546	0.0044	0.9956	96.95	
44.5	1,927,973	2,704	0.0014	0.9986	96.53	
45.5	1,761,328	6,390	0.0036	0.9964	96.40	
46.5	1,752,562	3,857	0.0022	0.9978	96.05	
47.5	1,568,717	5,828	0.0037	0.9963	95.84	
48.5	1,097,002	2,220	0.0020	0.9980	95.48	
49.5	989,928	2,152	0.0022	0.9978	95.29	
50.5	977,238	3,297	0.0034	0.9966	95.08	
51.5	923,571	2,296	0.0025	0.9975	94.76	
52.5	861,716	4,439	0.0052	0.9948	94.52	
53.5	830,391		0.0000	1.0000	94.04	
54.5	626,858	520	0.0008	0.9992	94.04	
55.5	574,797		0.0000	1.0000	93.96	
56.5	461,957		0.0000	1.0000	93.96	
57.5	64,486		0.0000	1.0000	93.96	
58.5	49,386	1,104	0.0224	0.9776	93.96	
59.5	42,816		0.0000	1.0000	91.86	
60.5	17,749		0.0000	1.0000	91.86	
61.5	1,312		0.0000	1.0000	91.86	
62.5					91.86	

FLORIDA POWER AND LIGHT COMPANY
ACCOUNT 361 STRUCTURES AND IMPROVEMENTS
ORIGINAL AND SMOOTH SURVIVOR CURVES



FLORIDA POWER AND LIGHT COMPANY

ACCOUNT 361 STRUCTURES AND IMPROVEMENTS

ORIGINAL LIFE TABLE

PLACEMENT BAND 1941-2014			EXPERIENCE BAND 1941-2014		
AGE AT BEGIN OF INTERVAL	EXPOSURES AT BEGINNING OF AGE INTERVAL	RETIREMENTS DURING AGE INTERVAL	RETMT RATIO	SURV RATIO	PCT SURV BEGIN OF INTERVAL
0.0	188,378,688	20,238	0.0001	0.9999	100.00
0.5	181,667,655	189,739	0.0010	0.9990	99.99
1.5	179,548,311	84,491	0.0005	0.9995	99.88
2.5	176,386,440	55,384	0.0003	0.9997	99.84
3.5	172,956,974	471,400	0.0027	0.9973	99.81
4.5	163,459,917	90,773	0.0006	0.9994	99.53
5.5	155,552,226	475,850	0.0031	0.9969	99.48
6.5	149,454,731	161,756	0.0011	0.9989	99.17
7.5	133,754,171	133,347	0.0010	0.9990	99.07
8.5	120,400,239	226,934	0.0019	0.9981	98.97
9.5	111,111,634	85,277	0.0008	0.9992	98.78
10.5	104,821,253	279,125	0.0027	0.9973	98.71
11.5	93,859,892	130,859	0.0014	0.9986	98.44
12.5	85,013,708	81,539	0.0010	0.9990	98.31
13.5	79,078,130	70,727	0.0009	0.9991	98.21
14.5	70,295,416	199,587	0.0028	0.9972	98.12
15.5	65,662,445	141,131	0.0021	0.9979	97.85
16.5	63,291,420	67,050	0.0011	0.9989	97.64
17.5	61,558,305	78,709	0.0013	0.9987	97.53
18.5	60,347,410	101,619	0.0017	0.9983	97.41
19.5	57,827,110	109,837	0.0019	0.9981	97.24
20.5	54,479,455	233,684	0.0043	0.9957	97.06
21.5	44,635,978	78,841	0.0018	0.9982	96.64
22.5	39,348,300	114,310	0.0029	0.9971	96.47
23.5	34,539,302	174,452	0.0051	0.9949	96.19
24.5	29,536,693	75,081	0.0025	0.9975	95.71
25.5	28,018,984	116,714	0.0042	0.9958	95.46
26.5	27,010,515	49,963	0.0018	0.9982	95.06
27.5	24,474,433	44,514	0.0018	0.9982	94.89
28.5	21,996,136	62,809	0.0029	0.9971	94.72
29.5	20,160,438	49,601	0.0025	0.9975	94.45
30.5	18,887,129	25,365	0.0013	0.9987	94.21
31.5	17,597,536	53,655	0.0030	0.9970	94.09
32.5	15,602,762	108,633	0.0070	0.9930	93.80
33.5	14,211,526	91,946	0.0065	0.9935	93.15
34.5	12,563,942	51,824	0.0041	0.9959	92.54
35.5	12,133,846	86,860	0.0072	0.9928	92.16
36.5	11,934,149	24,587	0.0021	0.9979	91.50
37.5	11,598,635	30,741	0.0027	0.9973	91.31
38.5	10,180,147	38,040	0.0037	0.9963	91.07

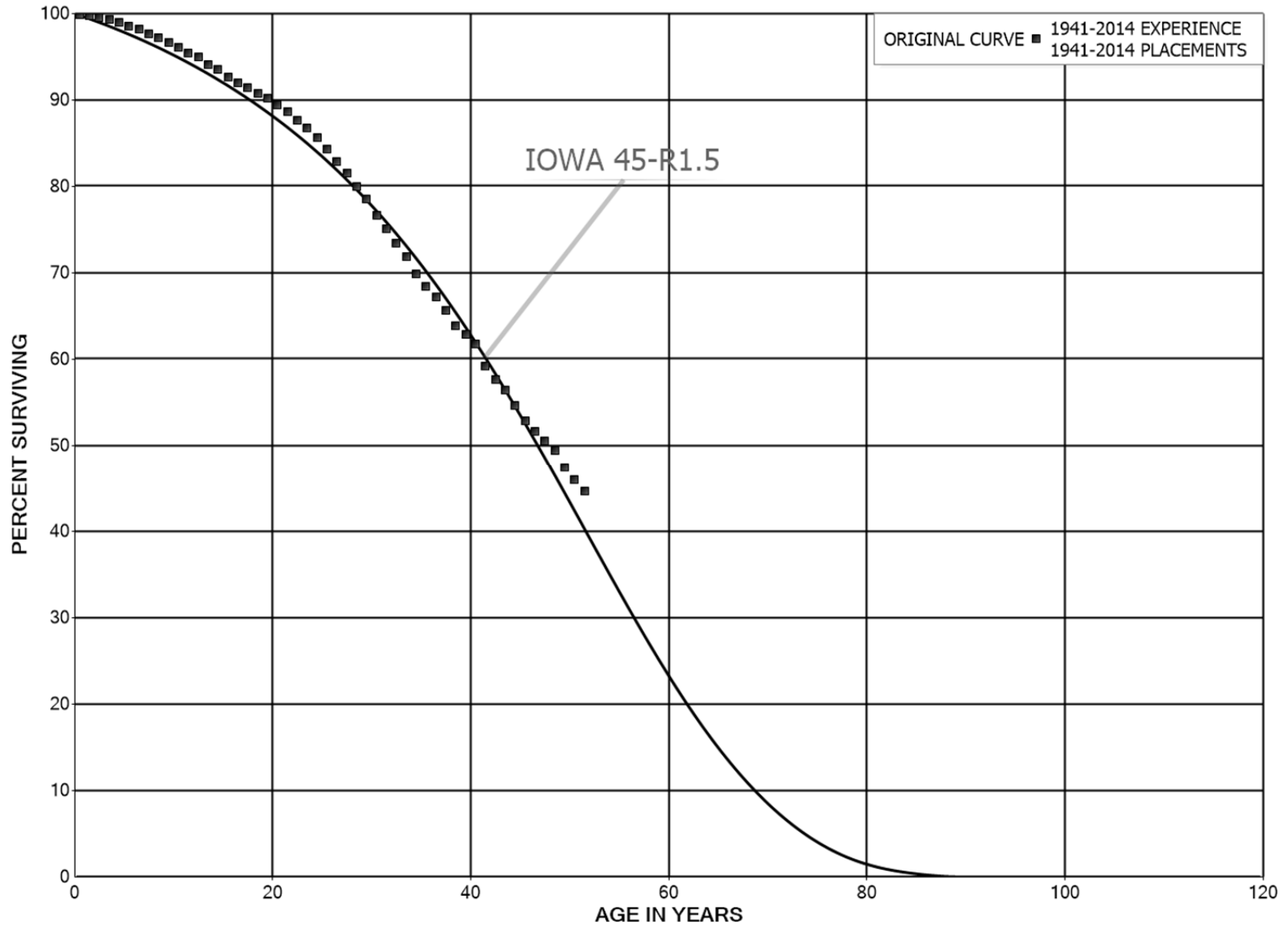
FLORIDA POWER AND LIGHT COMPANY

ACCOUNT 361 STRUCTURES AND IMPROVEMENTS

ORIGINAL LIFE TABLE, CONT.

PLACEMENT BAND 1941-2014			EXPERIENCE BAND 1941-2014			
AGE AT BEGIN OF INTERVAL	EXPOSURES AT BEGINNING OF AGE INTERVAL	RETIREMENTS DURING AGE INTERVAL	RETMT RATIO	SURV RATIO	PCT SURV BEGIN OF INTERVAL	
39.5	8,613,137	138,857	0.0161	0.9839	90.73	
40.5	7,304,411	9,050	0.0012	0.9988	89.27	
41.5	6,551,702	45,994	0.0070	0.9930	89.16	
42.5	5,154,055	27,990	0.0054	0.9946	88.53	
43.5	4,479,097	30,061	0.0067	0.9933	88.05	
44.5	3,237,204	17,303	0.0053	0.9947	87.46	
45.5	2,987,933	12,865	0.0043	0.9957	86.99	
46.5	2,067,434	3,665	0.0018	0.9982	86.62	
47.5	1,785,027	649	0.0004	0.9996	86.47	
48.5	1,428,877	3,912	0.0027	0.9973	86.43	
49.5	1,181,428	733	0.0006	0.9994	86.20	
50.5	1,008,457	1,047	0.0010	0.9990	86.14	
51.5	871,837	2,719	0.0031	0.9969	86.05	
52.5	810,420	1,750	0.0022	0.9978	85.79	
53.5	578,545	148	0.0003	0.9997	85.60	
54.5	501,723	15	0.0000	1.0000	85.58	
55.5	450,638	113	0.0003	0.9997	85.58	
56.5	334,432	264	0.0008	0.9992	85.55	
57.5	320,682	18,086	0.0564	0.9436	85.49	
58.5	196,153	732	0.0037	0.9963	80.67	
59.5	165,826	12,492	0.0753	0.9247	80.36	
60.5	148,443		0.0000	1.0000	74.31	
61.5	143,247		0.0000	1.0000	74.31	
62.5	143,247		0.0000	1.0000	74.31	
63.5	140,607		0.0000	1.0000	74.31	
64.5	43,487		0.0000	1.0000	74.31	
65.5	38,239		0.0000	1.0000	74.31	
66.5	38,239		0.0000	1.0000	74.31	
67.5	38,151		0.0000	1.0000	74.31	
68.5	36,184		0.0000	1.0000	74.31	
69.5	36,184		0.0000	1.0000	74.31	
70.5	36,184		0.0000	1.0000	74.31	
71.5	36,184		0.0000	1.0000	74.31	
72.5	34,163		0.0000	1.0000	74.31	
73.5					74.31	

FLORIDA POWER AND LIGHT COMPANY
ACCOUNT 362 STATION EQUIPMENT
ORIGINAL AND SMOOTH SURVIVOR CURVES



FLORIDA POWER AND LIGHT COMPANY

ACCOUNT 362 STATION EQUIPMENT

ORIGINAL LIFE TABLE

PLACEMENT BAND 1941-2014			EXPERIENCE BAND 1941-2014		
AGE AT BEGIN OF INTERVAL	EXPOSURES AT BEGINNING OF AGE INTERVAL	RETIREMENTS DURING AGE INTERVAL	RETMT RATIO	SURV RATIO	PCT SURV BEGIN OF INTERVAL
0.0	1,765,949,184	2,549,777	0.0014	0.9986	100.00
0.5	1,695,611,143	2,073,277	0.0012	0.9988	99.86
1.5	1,640,615,692	3,158,004	0.0019	0.9981	99.73
2.5	1,583,414,108	4,399,230	0.0028	0.9972	99.54
3.5	1,508,729,884	4,515,398	0.0030	0.9970	99.26
4.5	1,475,144,804	7,601,631	0.0052	0.9948	98.97
5.5	1,420,008,082	4,387,294	0.0031	0.9969	98.46
6.5	1,357,958,104	6,777,106	0.0050	0.9950	98.15
7.5	1,295,151,436	6,111,780	0.0047	0.9953	97.66
8.5	1,220,530,249	7,954,211	0.0065	0.9935	97.20
9.5	1,149,264,539	6,348,631	0.0055	0.9945	96.57
10.5	1,088,658,600	6,989,806	0.0064	0.9936	96.04
11.5	1,007,461,649	5,498,122	0.0055	0.9945	95.42
12.5	936,449,161	7,896,814	0.0084	0.9916	94.90
13.5	872,851,653	5,840,640	0.0067	0.9933	94.10
14.5	807,637,114	7,045,394	0.0087	0.9913	93.47
15.5	754,206,549	5,503,391	0.0073	0.9927	92.65
16.5	718,817,122	4,311,275	0.0060	0.9940	91.98
17.5	683,949,313	5,596,224	0.0082	0.9918	91.43
18.5	660,023,381	3,895,541	0.0059	0.9941	90.68
19.5	641,182,827	5,645,780	0.0088	0.9912	90.14
20.5	611,119,831	4,704,256	0.0077	0.9923	89.35
21.5	569,277,764	6,774,796	0.0119	0.9881	88.66
22.5	505,124,450	4,861,605	0.0096	0.9904	87.61
23.5	436,404,815	5,511,122	0.0126	0.9874	86.76
24.5	371,760,720	6,180,425	0.0166	0.9834	85.67
25.5	324,768,624	5,538,850	0.0171	0.9829	84.24
26.5	297,623,742	4,852,410	0.0163	0.9837	82.81
27.5	272,649,933	5,135,393	0.0188	0.9812	81.46
28.5	248,655,521	4,475,103	0.0180	0.9820	79.92
29.5	229,829,690	5,499,816	0.0239	0.9761	78.48
30.5	214,874,185	4,397,212	0.0205	0.9795	76.61
31.5	199,109,441	4,304,593	0.0216	0.9784	75.04
32.5	177,778,497	3,779,445	0.0213	0.9787	73.42
33.5	161,337,183	4,443,625	0.0275	0.9725	71.85
34.5	145,374,833	3,178,754	0.0219	0.9781	69.88
35.5	136,784,543	2,326,666	0.0170	0.9830	68.35
36.5	130,444,910	3,115,962	0.0239	0.9761	67.19
37.5	123,339,965	3,251,782	0.0264	0.9736	65.58
38.5	115,118,820	1,853,104	0.0161	0.9839	63.85

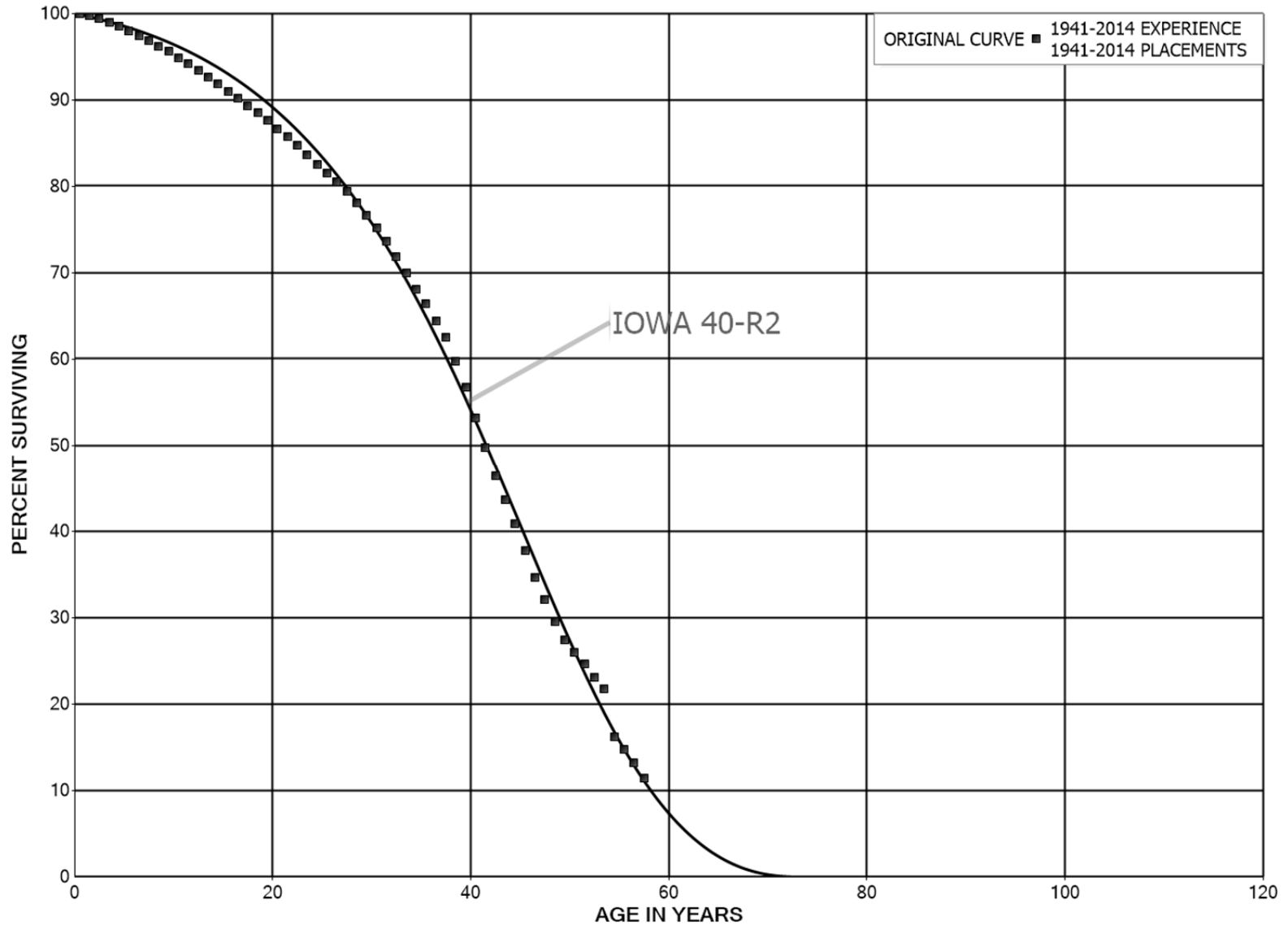
FLORIDA POWER AND LIGHT COMPANY

ACCOUNT 362 STATION EQUIPMENT

ORIGINAL LIFE TABLE, CONT.

PLACEMENT BAND 1941-2014			EXPERIENCE BAND 1941-2014		
AGE AT BEGIN OF INTERVAL	EXPOSURES AT BEGINNING OF AGE INTERVAL	RETIREMENTS DURING AGE INTERVAL	RETMT RATIO	SURV RATIO	PCT SURV BEGIN OF INTERVAL
39.5	102,071,757	1,847,857	0.0181	0.9819	62.82
40.5	88,195,955	3,662,283	0.0415	0.9585	61.69
41.5	77,607,473	1,997,555	0.0257	0.9743	59.12
42.5	64,631,925	1,383,451	0.0214	0.9786	57.60
43.5	55,198,456	1,669,565	0.0302	0.9698	56.37
44.5	42,461,718	1,463,003	0.0345	0.9655	54.66
45.5	37,955,667	874,084	0.0230	0.9770	52.78
46.5	26,928,473	541,158	0.0201	0.9799	51.57
47.5	21,141,896	451,897	0.0214	0.9786	50.53
48.5	17,639,848	736,963	0.0418	0.9582	49.45
49.5	13,717,545	412,036	0.0300	0.9700	47.38
50.5	11,101,686	319,756	0.0288	0.9712	45.96
51.5	9,053,948	260,865	0.0288	0.9712	44.64
52.5	7,592,080	140,830	0.0185	0.9815	43.35
53.5	6,719,212	144,783	0.0215	0.9785	42.55
54.5	5,635,225	37,346	0.0066	0.9934	41.63
55.5	4,676,117	35,857	0.0077	0.9923	41.35
56.5	3,517,835	89,723	0.0255	0.9745	41.04
57.5	3,014,271	64,856	0.0215	0.9785	39.99
58.5	2,348,571	16,139	0.0069	0.9931	39.13
59.5	1,807,724	81,533	0.0451	0.9549	38.86
60.5	1,179,211	25,437	0.0216	0.9784	37.11
61.5	885,410	7,269	0.0082	0.9918	36.31
62.5	793,736	21,768	0.0274	0.9726	36.01
63.5	587,659	19,071	0.0325	0.9675	35.02
64.5	442,602	7,461	0.0169	0.9831	33.89
65.5	254,553	8,458	0.0332	0.9668	33.31
66.5	163,607	765	0.0047	0.9953	32.21
67.5	127,070		0.0000	1.0000	32.06
68.5	60,044		0.0000	1.0000	32.06
69.5	49,966		0.0000	1.0000	32.06
70.5	48,710		0.0000	1.0000	32.06
71.5	48,710	420	0.0086	0.9914	32.06
72.5	45,068		0.0000	1.0000	31.78
73.5					31.78

FLORIDA POWER AND LIGHT COMPANY
ACCOUNT 364.1 POLES, TOWERS AND FIXTURES - WOOD
ORIGINAL AND SMOOTH SURVIVOR CURVES



FLORIDA POWER AND LIGHT COMPANY

ACCOUNT 364.1 POLES, TOWERS AND FIXTURES - WOOD

ORIGINAL LIFE TABLE

PLACEMENT BAND 1941-2014			EXPERIENCE BAND 1941-2014		
AGE AT BEGIN OF INTERVAL	EXPOSURES AT BEGINNING OF AGE INTERVAL	RETIREMENTS DURING AGE INTERVAL	RETMT RATIO	SURV RATIO	PCT SURV BEGIN OF INTERVAL
0.0	1,150,004,689	253,075	0.0002	0.9998	100.00
0.5	1,064,580,354	2,361,751	0.0022	0.9978	99.98
1.5	997,594,875	3,549,655	0.0036	0.9964	99.76
2.5	939,121,398	4,160,040	0.0044	0.9956	99.40
3.5	894,189,058	4,386,404	0.0049	0.9951	98.96
4.5	856,264,952	4,553,892	0.0053	0.9947	98.48
5.5	821,435,301	4,434,115	0.0054	0.9946	97.95
6.5	783,275,938	4,915,879	0.0063	0.9937	97.42
7.5	751,150,239	4,714,864	0.0063	0.9937	96.81
8.5	695,833,778	4,596,347	0.0066	0.9934	96.20
9.5	653,016,934	4,968,264	0.0076	0.9924	95.57
10.5	620,728,797	4,555,767	0.0073	0.9927	94.84
11.5	585,976,095	4,579,605	0.0078	0.9922	94.15
12.5	553,200,997	4,663,542	0.0084	0.9916	93.41
13.5	523,327,601	4,555,951	0.0087	0.9913	92.62
14.5	494,014,601	4,387,655	0.0089	0.9911	91.82
15.5	466,704,805	4,349,015	0.0093	0.9907	91.00
16.5	438,746,936	3,967,043	0.0090	0.9910	90.15
17.5	417,852,181	3,965,429	0.0095	0.9905	89.34
18.5	397,455,655	3,950,356	0.0099	0.9901	88.49
19.5	376,280,564	4,068,839	0.0108	0.9892	87.61
20.5	355,236,016	3,980,481	0.0112	0.9888	86.66
21.5	328,623,462	3,898,513	0.0119	0.9881	85.69
22.5	306,796,532	3,894,902	0.0127	0.9873	84.67
23.5	283,978,364	3,629,566	0.0128	0.9872	83.60
24.5	259,354,924	3,225,753	0.0124	0.9876	82.53
25.5	236,470,251	2,939,161	0.0124	0.9876	81.50
26.5	215,906,029	2,862,790	0.0133	0.9867	80.49
27.5	197,303,677	3,244,733	0.0164	0.9836	79.42
28.5	177,868,765	3,325,328	0.0187	0.9813	78.12
29.5	158,424,099	3,008,481	0.0190	0.9810	76.66
30.5	140,656,442	3,054,264	0.0217	0.9783	75.20
31.5	125,133,473	2,973,131	0.0238	0.9762	73.57
32.5	113,633,744	2,905,304	0.0256	0.9744	71.82
33.5	101,070,926	2,702,404	0.0267	0.9733	69.98
34.5	87,922,066	2,257,562	0.0257	0.9743	68.11
35.5	75,041,486	2,177,077	0.0290	0.9710	66.36
36.5	67,458,632	2,008,864	0.0298	0.9702	64.44
37.5	61,565,381	2,750,433	0.0447	0.9553	62.52
38.5	54,863,198	2,798,250	0.0510	0.9490	59.73

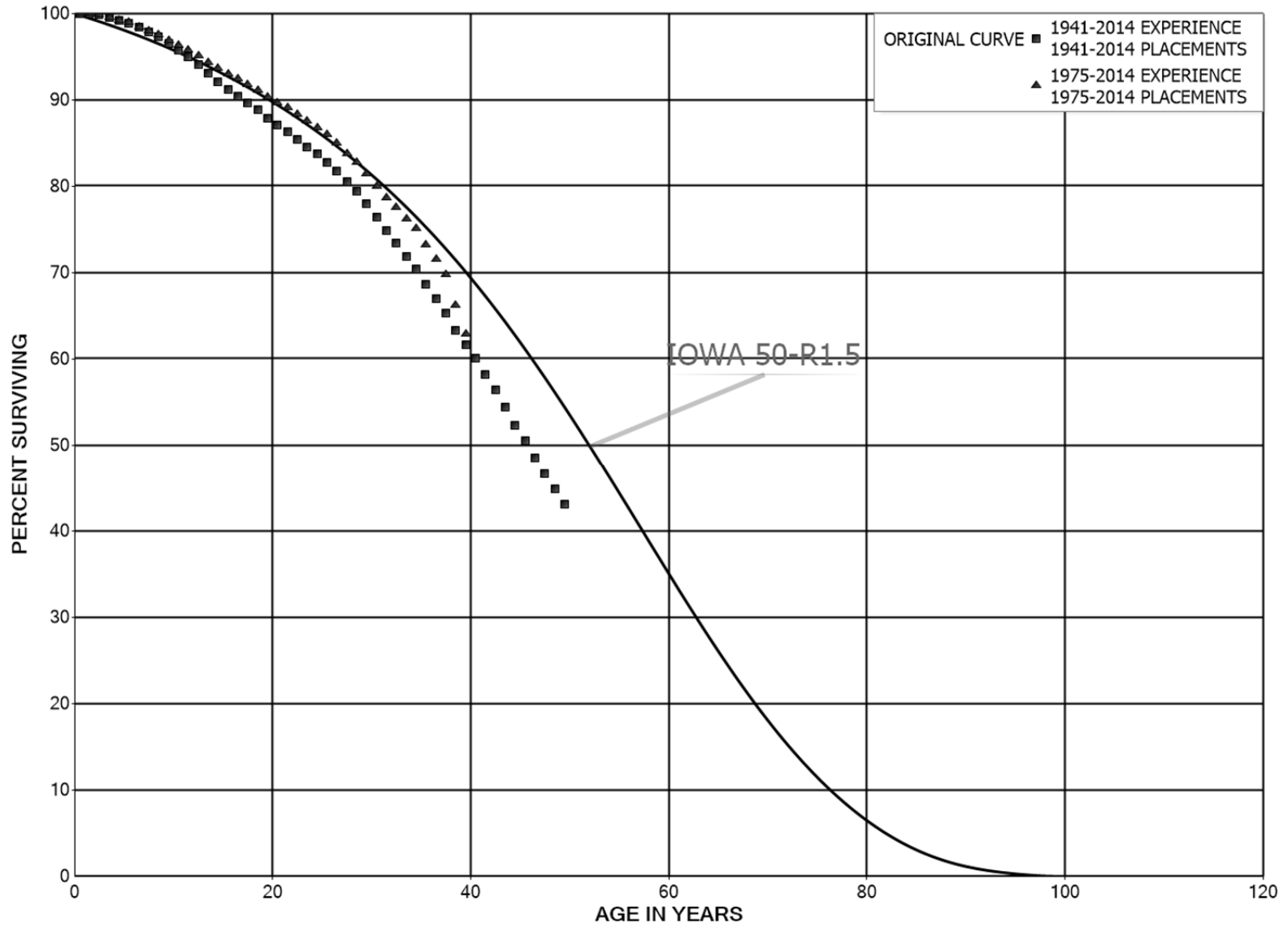
FLORIDA POWER AND LIGHT COMPANY

ACCOUNT 364.1 POLES, TOWERS AND FIXTURES - WOOD

ORIGINAL LIFE TABLE, CONT.

PLACEMENT BAND 1941-2014			EXPERIENCE BAND 1941-2014		
AGE AT BEGIN OF INTERVAL	EXPOSURES AT BEGINNING OF AGE INTERVAL	RETIREMENTS DURING AGE INTERVAL	RETMT RATIO	SURV RATIO	PCT SURV BEGIN OF INTERVAL
39.5	47,657,532	2,984,607	0.0626	0.9374	56.68
40.5	41,067,789	2,674,750	0.0651	0.9349	53.13
41.5	34,631,136	2,253,945	0.0651	0.9349	49.67
42.5	29,344,506	1,754,429	0.0598	0.9402	46.44
43.5	25,285,162	1,660,050	0.0657	0.9343	43.66
44.5	20,814,599	1,558,399	0.0749	0.9251	40.80
45.5	17,946,882	1,505,534	0.0839	0.9161	37.74
46.5	14,782,347	1,090,987	0.0738	0.9262	34.57
47.5	12,337,526	967,161	0.0784	0.9216	32.02
48.5	10,286,116	727,852	0.0708	0.9292	29.51
49.5	8,538,523	464,927	0.0545	0.9455	27.42
50.5	7,434,268	382,464	0.0514	0.9486	25.93
51.5	6,719,927	406,876	0.0605	0.9395	24.60
52.5	5,486,416	332,458	0.0606	0.9394	23.11
53.5	4,467,702	1,136,632	0.2544	0.7456	21.71
54.5	2,455,860	225,099	0.0917	0.9083	16.18
55.5	1,242,843	128,351	0.1033	0.8967	14.70
56.5	460,942	61,639	0.1337	0.8663	13.18
57.5	1,385		0.0000	1.0000	11.42
58.5	1,385		0.0000	1.0000	11.42
59.5	3,303		0.0000	1.0000	11.42
60.5	25,938		0.0000	1.0000	11.42
61.5	25,938		0.0000	1.0000	11.42
62.5	22,944	2,781	0.1212	0.8788	11.42
63.5					10.04

FLORIDA POWER AND LIGHT COMPANY
ACCOUNT 364.2 POLES, TOWERS AND FIXTURES - CONCRETE
ORIGINAL AND SMOOTH SURVIVOR CURVES



FLORIDA POWER AND LIGHT COMPANY

ACCOUNT 364.2 POLES, TOWERS AND FIXTURES - CONCRETE

ORIGINAL LIFE TABLE

PLACEMENT BAND 1941-2014			EXPERIENCE BAND 1941-2014		
AGE AT BEGIN OF INTERVAL	EXPOSURES AT BEGINNING OF AGE INTERVAL	RETIREMENTS DURING AGE INTERVAL	RETMT RATIO	SURV RATIO	PCT SURV BEGIN OF INTERVAL
0.0	386,750,990	1,014	0.0000	1.0000	100.00
0.5	322,348,331	107,699	0.0003	0.9997	100.00
1.5	284,871,562	491,721	0.0017	0.9983	99.97
2.5	262,221,557	704,868	0.0027	0.9973	99.79
3.5	238,486,400	743,932	0.0031	0.9969	99.53
4.5	210,491,872	741,291	0.0035	0.9965	99.22
5.5	174,409,267	867,022	0.0050	0.9950	98.87
6.5	141,888,826	704,067	0.0050	0.9950	98.37
7.5	121,119,617	775,811	0.0064	0.9936	97.89
8.5	104,535,748	836,536	0.0080	0.9920	97.26
9.5	98,760,110	812,373	0.0082	0.9918	96.48
10.5	92,908,586	766,464	0.0082	0.9918	95.69
11.5	86,048,277	801,391	0.0093	0.9907	94.90
12.5	78,710,487	834,604	0.0106	0.9894	94.01
13.5	73,454,936	756,292	0.0103	0.9897	93.02
14.5	68,107,903	665,200	0.0098	0.9902	92.06
15.5	62,920,581	549,324	0.0087	0.9913	91.16
16.5	58,280,233	512,844	0.0088	0.9912	90.36
17.5	54,630,478	480,044	0.0088	0.9912	89.57
18.5	51,360,003	543,477	0.0106	0.9894	88.78
19.5	48,513,622	440,807	0.0091	0.9909	87.84
20.5	44,554,519	385,030	0.0086	0.9914	87.04
21.5	41,606,527	417,421	0.0100	0.9900	86.29
22.5	38,688,736	404,368	0.0105	0.9895	85.43
23.5	35,946,516	360,176	0.0100	0.9900	84.53
24.5	33,059,185	366,499	0.0111	0.9889	83.69
25.5	30,837,269	402,150	0.0130	0.9870	82.76
26.5	28,636,820	407,871	0.0142	0.9858	81.68
27.5	26,845,924	391,214	0.0146	0.9854	80.52
28.5	25,191,664	449,025	0.0178	0.9822	79.34
29.5	23,886,493	486,509	0.0204	0.9796	77.93
30.5	22,247,359	454,523	0.0204	0.9796	76.34
31.5	21,203,893	398,458	0.0188	0.9812	74.78
32.5	20,542,450	430,122	0.0209	0.9791	73.38
33.5	19,720,489	397,037	0.0201	0.9799	71.84
34.5	18,122,615	446,758	0.0247	0.9753	70.39
35.5	16,082,250	403,651	0.0251	0.9749	68.66
36.5	14,752,385	368,452	0.0250	0.9750	66.94
37.5	13,017,127	398,677	0.0306	0.9694	65.26
38.5	11,424,151	294,713	0.0258	0.9742	63.26

FLORIDA POWER AND LIGHT COMPANY

ACCOUNT 364.2 POLES, TOWERS AND FIXTURES - CONCRETE

ORIGINAL LIFE TABLE, CONT.

PLACEMENT BAND 1941-2014			EXPERIENCE BAND 1941-2014			
AGE AT BEGIN OF INTERVAL	EXPOSURES AT BEGINNING OF AGE INTERVAL	RETIREMENTS DURING AGE INTERVAL	RETMT RATIO	SURV RATIO	PCT SURV BEGIN OF INTERVAL	
39.5	9,826,689	258,485	0.0263	0.9737	61.63	
40.5	8,406,270	258,385	0.0307	0.9693	60.01	
41.5	6,532,500	202,295	0.0310	0.9690	58.17	
42.5	5,074,912	174,369	0.0344	0.9656	56.37	
43.5	4,132,048	160,458	0.0388	0.9612	54.43	
44.5	2,546,979	89,968	0.0353	0.9647	52.32	
45.5	2,052,518	79,406	0.0387	0.9613	50.47	
46.5	1,611,281	63,114	0.0392	0.9608	48.51	
47.5	1,318,037	51,043	0.0387	0.9613	46.61	
48.5	1,100,233	43,935	0.0399	0.9601	44.81	
49.5	885,954	38,737	0.0437	0.9563	43.02	
50.5	703,600	33,270	0.0473	0.9527	41.14	
51.5	528,659	26,587	0.0503	0.9497	39.19	
52.5	355,675	18,982	0.0534	0.9466	37.22	
53.5	187,754	12,389	0.0660	0.9340	35.24	
54.5	138,992	15,065	0.1084	0.8916	32.91	
55.5	78,357	12,812	0.1635	0.8365	29.34	
56.5	30,411	7,397	0.2432	0.7568	24.55	
57.5					18.58	

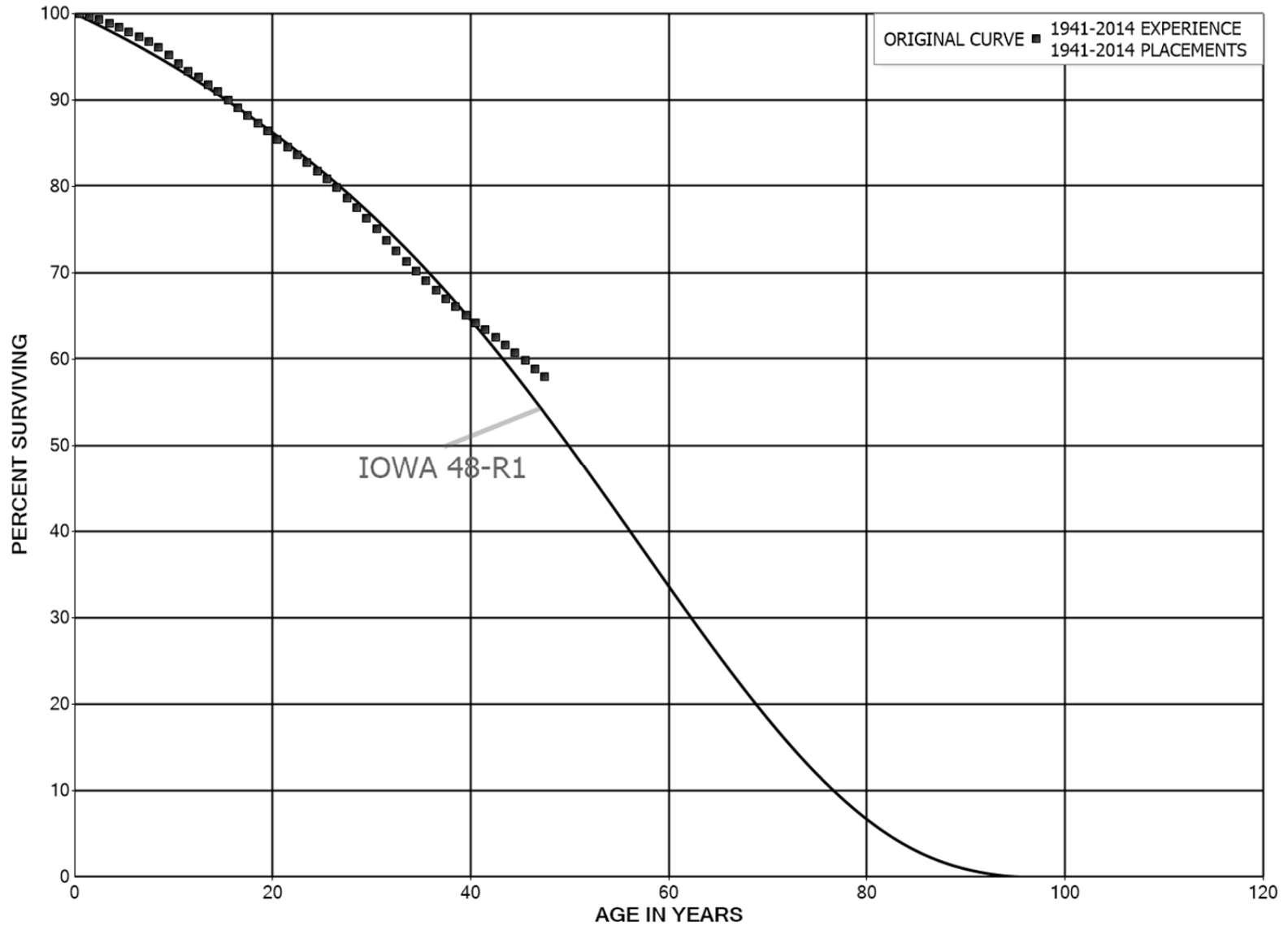
FLORIDA POWER AND LIGHT COMPANY

ACCOUNT 364.2 POLES, TOWERS AND FIXTURES - CONCRETE

ORIGINAL LIFE TABLE

PLACEMENT BAND 1975-2014			EXPERIENCE BAND 1975-2014		
AGE AT BEGIN OF INTERVAL	EXPOSURES AT BEGINNING OF AGE INTERVAL	RETIREMENTS DURING AGE INTERVAL	RETMT RATIO	SURV RATIO	PCT SURV BEGIN OF INTERVAL
0.0	373,944,748	1,014	0.0000	1.0000	100.00
0.5	308,945,821	107,699	0.0003	0.9997	100.00
1.5	270,952,381	478,200	0.0018	0.9982	99.96
2.5	247,745,511	656,199	0.0026	0.9974	99.79
3.5	223,704,833	679,664	0.0030	0.9970	99.52
4.5	195,774,573	647,448	0.0033	0.9967	99.22
5.5	159,785,811	746,221	0.0047	0.9953	98.89
6.5	127,386,172	558,536	0.0044	0.9956	98.43
7.5	106,762,493	579,816	0.0054	0.9946	98.00
8.5	90,875,545	584,484	0.0064	0.9936	97.47
9.5	85,835,755	524,862	0.0061	0.9939	96.84
10.5	80,617,811	476,945	0.0059	0.9941	96.25
11.5	74,114,342	493,506	0.0067	0.9933	95.68
12.5	67,147,196	506,242	0.0075	0.9925	95.04
13.5	62,242,960	433,741	0.0070	0.9930	94.33
14.5	57,219,085	417,194	0.0073	0.9927	93.67
15.5	52,279,961	355,156	0.0068	0.9932	92.99
16.5	47,834,081	336,303	0.0070	0.9930	92.35
17.5	44,359,287	306,132	0.0069	0.9931	91.70
18.5	41,260,648	361,461	0.0088	0.9912	91.07
19.5	38,596,634	267,493	0.0069	0.9931	90.27
20.5	34,797,220	228,590	0.0066	0.9934	89.65
21.5	31,999,827	278,625	0.0087	0.9913	89.06
22.5	29,218,411	255,995	0.0088	0.9912	88.28
23.5	26,620,154	228,923	0.0086	0.9914	87.51
24.5	23,857,215	226,884	0.0095	0.9905	86.76
25.5	21,774,349	264,004	0.0121	0.9879	85.93
26.5	19,710,704	265,301	0.0135	0.9865	84.89
27.5	18,062,377	216,729	0.0120	0.9880	83.75
28.5	16,582,602	262,547	0.0158	0.9842	82.74
29.5	14,854,947	266,865	0.0180	0.9820	81.43
30.5	12,822,368	217,545	0.0170	0.9830	79.97
31.5	11,523,086	167,702	0.0146	0.9854	78.61
32.5	10,659,284	181,706	0.0170	0.9830	77.47
33.5	9,719,139	137,378	0.0141	0.9859	76.15
34.5	8,062,832	207,538	0.0257	0.9743	75.07
35.5	5,911,129	130,616	0.0221	0.9779	73.14
36.5	4,505,298	114,756	0.0255	0.9745	71.52
37.5	2,897,610	145,057	0.0501	0.9499	69.70
38.5	1,457,224	73,390	0.0504	0.9496	66.21
39.5					62.88

FLORIDA POWER AND LIGHT COMPANY
ACCOUNT 365 OVERHEAD CONDUCTORS AND DEVICES
ORIGINAL AND SMOOTH SURVIVOR CURVES



FLORIDA POWER AND LIGHT COMPANY

ACCOUNT 365 OVERHEAD CONDUCTORS AND DEVICES

ORIGINAL LIFE TABLE

PLACEMENT BAND 1941-2014			EXPERIENCE BAND 1941-2014		
AGE AT BEGIN OF INTERVAL	EXPOSURES AT BEGINNING OF AGE INTERVAL	RETIREMENTS DURING AGE INTERVAL	RETMT RATIO	SURV RATIO	PCT SURV BEGIN OF INTERVAL
0.0	1,774,288,607	1,177,495	0.0007	0.9993	100.00
0.5	1,645,995,646	4,530,963	0.0028	0.9972	99.93
1.5	1,560,367,498	6,129,250	0.0039	0.9961	99.66
2.5	1,500,716,301	6,773,321	0.0045	0.9955	99.27
3.5	1,438,032,725	6,772,198	0.0047	0.9953	98.82
4.5	1,386,601,766	7,003,235	0.0051	0.9949	98.35
5.5	1,333,592,702	7,270,822	0.0055	0.9945	97.86
6.5	1,278,666,936	7,972,758	0.0062	0.9938	97.32
7.5	1,217,105,752	8,450,470	0.0069	0.9931	96.72
8.5	1,138,483,762	9,749,757	0.0086	0.9914	96.05
9.5	1,072,432,864	11,546,779	0.0108	0.9892	95.22
10.5	1,016,985,600	9,366,364	0.0092	0.9908	94.20
11.5	953,785,858	7,658,413	0.0080	0.9920	93.33
12.5	907,664,211	8,111,911	0.0089	0.9911	92.58
13.5	868,158,855	7,894,372	0.0091	0.9909	91.75
14.5	824,619,463	8,348,467	0.0101	0.9899	90.92
15.5	785,360,586	7,725,430	0.0098	0.9902	90.00
16.5	745,649,371	7,564,611	0.0101	0.9899	89.11
17.5	711,889,314	7,656,432	0.0108	0.9892	88.21
18.5	679,587,310	7,108,514	0.0105	0.9895	87.26
19.5	646,449,063	6,918,464	0.0107	0.9893	86.35
20.5	610,743,614	6,296,132	0.0103	0.9897	85.42
21.5	563,406,027	6,332,279	0.0112	0.9888	84.54
22.5	523,974,244	5,715,395	0.0109	0.9891	83.59
23.5	479,749,797	5,390,278	0.0112	0.9888	82.68
24.5	427,917,298	4,877,713	0.0114	0.9886	81.75
25.5	379,942,003	4,874,796	0.0128	0.9872	80.82
26.5	339,264,376	4,856,219	0.0143	0.9857	79.78
27.5	306,900,191	4,467,143	0.0146	0.9854	78.64
28.5	278,649,689	4,328,516	0.0155	0.9845	77.50
29.5	251,352,581	4,176,232	0.0166	0.9834	76.29
30.5	223,184,690	3,915,501	0.0175	0.9825	75.02
31.5	199,600,574	3,200,714	0.0160	0.9840	73.71
32.5	180,923,550	2,988,386	0.0165	0.9835	72.53
33.5	159,156,990	2,593,292	0.0163	0.9837	71.33
34.5	136,664,347	2,196,463	0.0161	0.9839	70.17
35.5	116,303,620	1,900,620	0.0163	0.9837	69.04
36.5	103,862,888	1,447,368	0.0139	0.9861	67.91
37.5	94,040,337	1,339,673	0.0142	0.9858	66.96
38.5	84,011,223	1,152,284	0.0137	0.9863	66.01

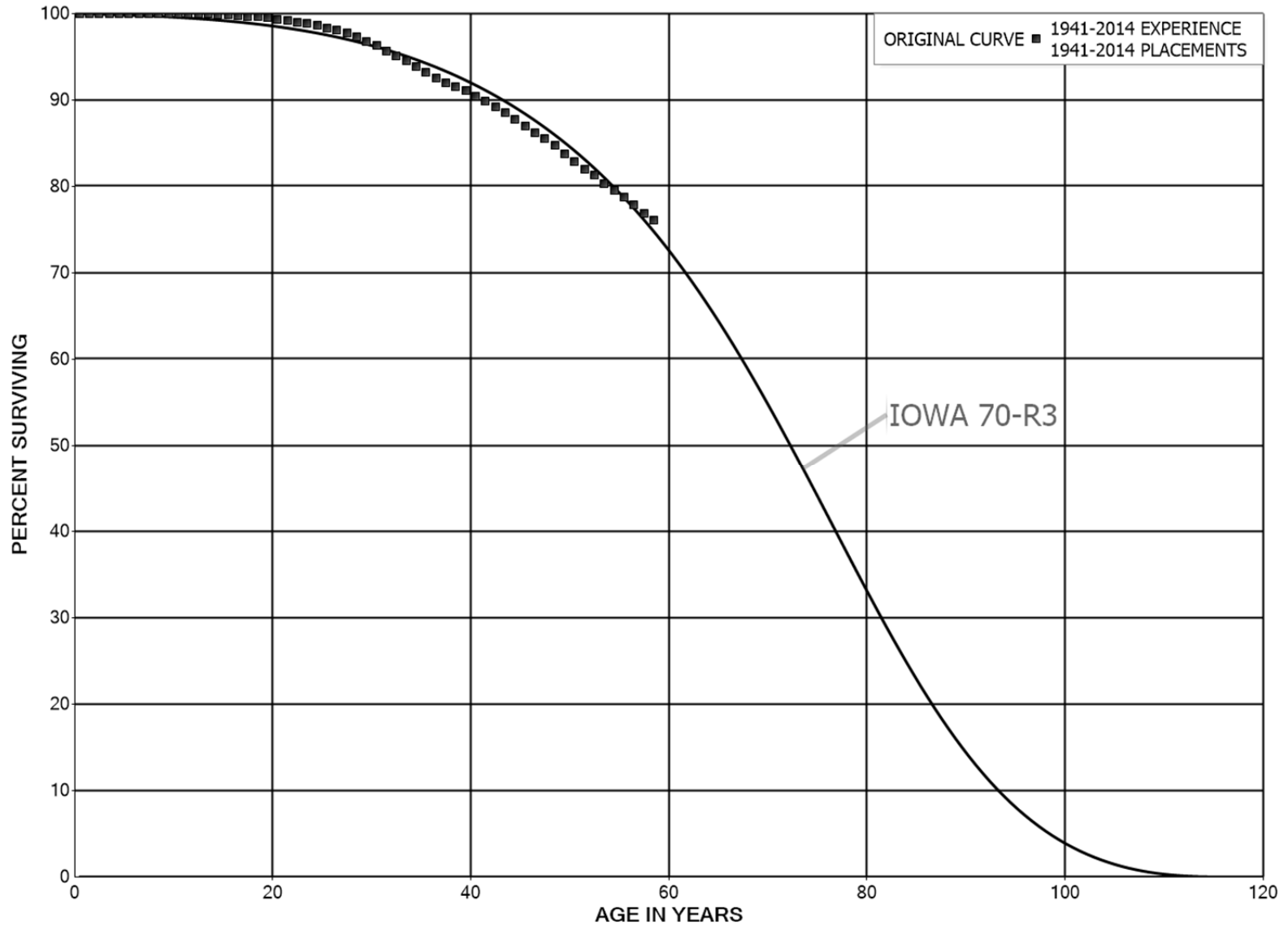
FLORIDA POWER AND LIGHT COMPANY

ACCOUNT 365 OVERHEAD CONDUCTORS AND DEVICES

ORIGINAL LIFE TABLE, CONT.

PLACEMENT BAND 1941-2014			EXPERIENCE BAND 1941-2014		
AGE AT BEGIN OF INTERVAL	EXPOSURES AT BEGINNING OF AGE INTERVAL	RETIREMENTS DURING AGE INTERVAL	RETMT RATIO	SURV RATIO	PCT SURV BEGIN OF INTERVAL
39.5	73,034,112	1,010,152	0.0138	0.9862	65.10
40.5	63,060,603	820,423	0.0130	0.9870	64.20
41.5	52,748,425	711,463	0.0135	0.9865	63.37
42.5	42,554,162	619,385	0.0146	0.9854	62.51
43.5	35,134,771	470,653	0.0134	0.9866	61.60
44.5	25,173,473	404,817	0.0161	0.9839	60.78
45.5	20,623,473	331,170	0.0161	0.9839	59.80
46.5	17,807,591	265,984	0.0149	0.9851	58.84
47.5	15,379,019	171,705	0.0112	0.9888	57.96
48.5	13,471,275	163,780	0.0122	0.9878	57.32
49.5	11,839,766	131,322	0.0111	0.9889	56.62
50.5	10,255,881	126,461	0.0123	0.9877	55.99
51.5	8,964,337	118,585	0.0132	0.9868	55.30
52.5	7,792,258	101,550	0.0130	0.9870	54.57
53.5	6,729,848	100,554	0.0149	0.9851	53.86
54.5	6,207,701	101,213	0.0163	0.9837	53.05
55.5	5,730,325	77,224	0.0135	0.9865	52.19
56.5	5,317,737	91,401	0.0172	0.9828	51.48
57.5	4,926,416	72,330	0.0147	0.9853	50.60
58.5	4,685,817	63,175	0.0135	0.9865	49.86
59.5	4,383,797	52,408	0.0120	0.9880	49.18
60.5	4,064,663	63,738	0.0157	0.9843	48.60
61.5	3,741,581	60,923	0.0163	0.9837	47.83
62.5	3,307,627	39,333	0.0119	0.9881	47.06
63.5	2,933,060	32,584	0.0111	0.9889	46.50
64.5	2,327,773	29,298	0.0126	0.9874	45.98
65.5	1,713,752	15,992	0.0093	0.9907	45.40
66.5	1,308,428	13,985	0.0107	0.9893	44.98
67.5	1,010,518	12,074	0.0119	0.9881	44.50
68.5	840,372	8,922	0.0106	0.9894	43.96
69.5	787,673	5,198	0.0066	0.9934	43.50
70.5	763,769	3,600	0.0047	0.9953	43.21
71.5	732,834	5,638	0.0077	0.9923	43.01
72.5	615,256	7,715	0.0125	0.9875	42.68
73.5					42.14

FLORIDA POWER AND LIGHT COMPANY
ACCOUNT 366.6 UNDERGROUND CONDUIT - DUCT SYSTEM
ORIGINAL AND SMOOTH SURVIVOR CURVES



FLORIDA POWER AND LIGHT COMPANY

ACCOUNT 366.6 UNDERGROUND CONDUIT - DUCT SYSTEM

ORIGINAL LIFE TABLE

PLACEMENT BAND 1941-2014			EXPERIENCE BAND 1941-2014			
AGE AT BEGIN OF INTERVAL	EXPOSURES AT BEGINNING OF AGE INTERVAL	RETIREMENTS DURING AGE INTERVAL	RETMT RATIO	SURV RATIO	PCT SURV BEGIN OF INTERVAL	
0.0	1,507,455,008	43	0.0000	1.0000	100.00	
0.5	1,463,936,296	9,961	0.0000	1.0000	100.00	
1.5	1,415,196,868	10,843	0.0000	1.0000	100.00	
2.5	1,370,949,293	14,213	0.0000	1.0000	100.00	
3.5	1,332,747,046	23,967	0.0000	1.0000	100.00	
4.5	1,304,039,707	63,581	0.0000	1.0000	100.00	
5.5	1,264,838,886	51,758	0.0000	1.0000	99.99	
6.5	1,202,725,242	87,247	0.0001	0.9999	99.99	
7.5	1,133,912,849	72,286	0.0001	0.9999	99.98	
8.5	1,036,099,368	68,299	0.0001	0.9999	99.97	
9.5	939,030,251	71,259	0.0001	0.9999	99.97	
10.5	851,696,431	89,038	0.0001	0.9999	99.96	
11.5	771,851,729	153,095	0.0002	0.9998	99.95	
12.5	687,548,314	144,775	0.0002	0.9998	99.93	
13.5	623,251,416	210,121	0.0003	0.9997	99.91	
14.5	555,593,946	250,060	0.0005	0.9995	99.87	
15.5	505,221,193	347,842	0.0007	0.9993	99.83	
16.5	453,535,732	426,746	0.0009	0.9991	99.76	
17.5	418,034,045	359,583	0.0009	0.9991	99.67	
18.5	394,312,406	479,484	0.0012	0.9988	99.58	
19.5	370,332,890	592,489	0.0016	0.9984	99.46	
20.5	349,520,883	490,737	0.0014	0.9986	99.30	
21.5	327,481,625	545,103	0.0017	0.9983	99.16	
22.5	308,890,808	570,503	0.0018	0.9982	99.00	
23.5	285,667,702	619,864	0.0022	0.9978	98.81	
24.5	257,115,549	690,555	0.0027	0.9973	98.60	
25.5	226,998,181	704,818	0.0031	0.9969	98.33	
26.5	204,246,476	743,762	0.0036	0.9964	98.03	
27.5	183,136,199	747,728	0.0041	0.9959	97.67	
28.5	164,922,367	851,889	0.0052	0.9948	97.27	
29.5	148,031,459	807,913	0.0055	0.9945	96.77	
30.5	133,217,825	805,205	0.0060	0.9940	96.24	
31.5	121,386,344	755,596	0.0062	0.9938	95.66	
32.5	111,361,129	666,174	0.0060	0.9940	95.07	
33.5	100,270,432	688,973	0.0069	0.9931	94.50	
34.5	89,711,017	684,579	0.0076	0.9924	93.85	
35.5	82,360,772	555,505	0.0067	0.9933	93.13	
36.5	78,833,608	443,432	0.0056	0.9944	92.50	
37.5	73,319,140	365,276	0.0050	0.9950	91.98	
38.5	67,617,262	370,952	0.0055	0.9945	91.52	

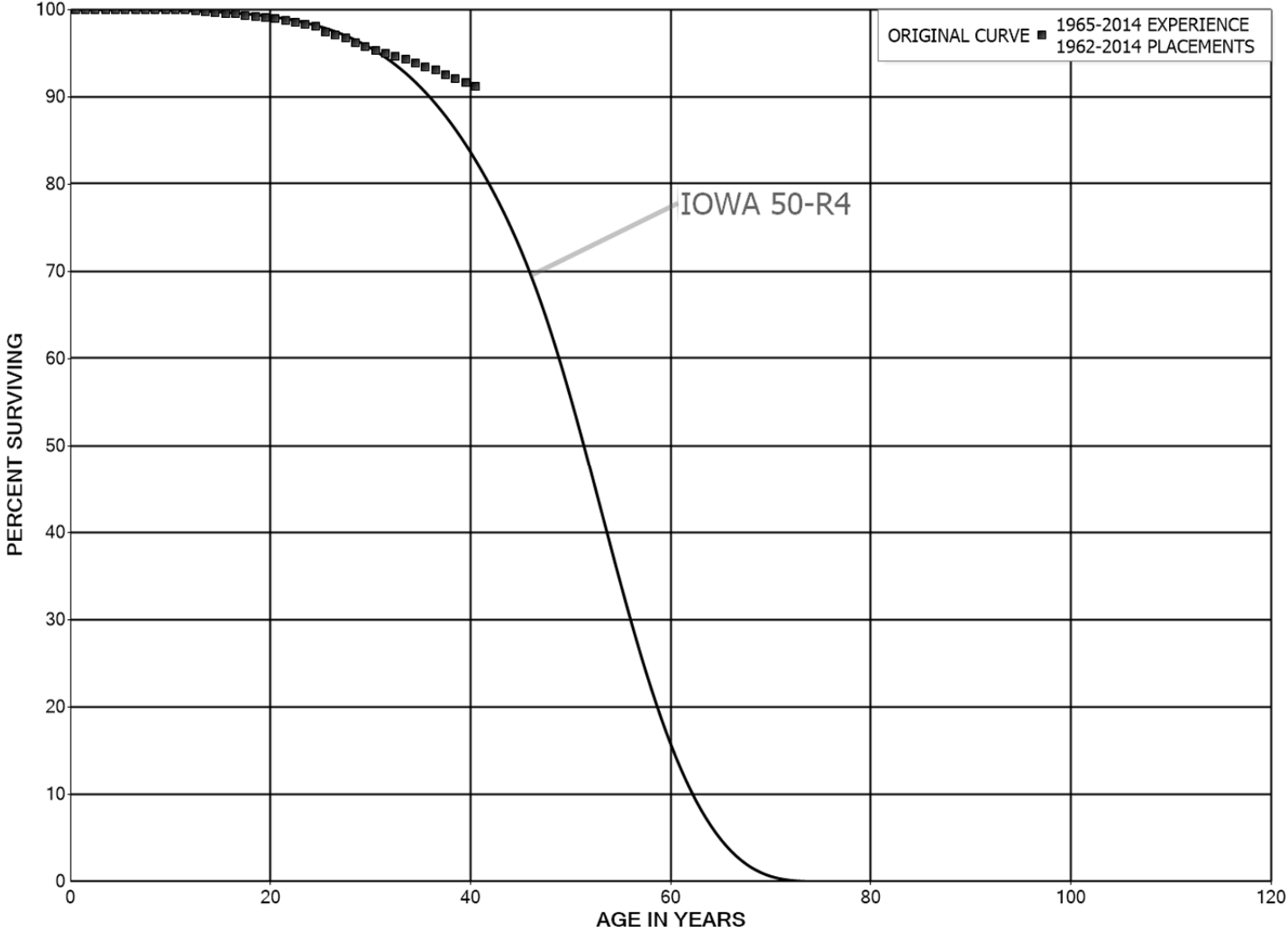
FLORIDA POWER AND LIGHT COMPANY

ACCOUNT 366.6 UNDERGROUND CONDUIT - DUCT SYSTEM

ORIGINAL LIFE TABLE, CONT.

PLACEMENT BAND 1941-2014			EXPERIENCE BAND 1941-2014			
AGE AT BEGIN OF INTERVAL	EXPOSURES AT BEGINNING OF AGE INTERVAL	RETIREMENTS DURING AGE INTERVAL	RETMT RATIO	SURV RATIO	PCT SURV BEGIN OF INTERVAL	
39.5	57,413,623	365,560	0.0064	0.9936	91.02	
40.5	49,612,962	353,369	0.0071	0.9929	90.44	
41.5	41,314,249	279,692	0.0068	0.9932	89.80	
42.5	34,454,113	248,633	0.0072	0.9928	89.19	
43.5	28,520,436	268,783	0.0094	0.9906	88.55	
44.5	18,997,060	167,961	0.0088	0.9912	87.71	
45.5	15,341,776	137,455	0.0090	0.9910	86.94	
46.5	13,456,502	105,641	0.0079	0.9921	86.16	
47.5	10,982,550	102,956	0.0094	0.9906	85.48	
48.5	9,448,409	101,039	0.0107	0.9893	84.68	
49.5	7,922,031	88,421	0.0112	0.9888	83.77	
50.5	7,397,809	76,903	0.0104	0.9896	82.84	
51.5	6,934,959	61,932	0.0089	0.9911	81.98	
52.5	6,594,722	81,559	0.0124	0.9876	81.25	
53.5	6,213,716	55,356	0.0089	0.9911	80.24	
54.5	5,776,968	58,314	0.0101	0.9899	79.53	
55.5	5,280,715	56,220	0.0106	0.9894	78.72	
56.5	4,915,345	65,628	0.0134	0.9866	77.89	
57.5	4,406,682	46,938	0.0107	0.9893	76.85	
58.5	4,003,545	16,303	0.0041	0.9959	76.03	
59.5	3,569,938	20,182	0.0057	0.9943	75.72	
60.5	3,335,770	14,936	0.0045	0.9955	75.29	
61.5	2,890,968	16,405	0.0057	0.9943	74.95	
62.5	2,645,181	17,558	0.0066	0.9934	74.53	
63.5	2,318,917	17,018	0.0073	0.9927	74.03	
64.5	2,208,769	17,241	0.0078	0.9922	73.49	
65.5	1,289,915	5,700	0.0044	0.9956	72.92	
66.5	227,255	603	0.0027	0.9973	72.59	
67.5	211,138	753	0.0036	0.9964	72.40	
68.5	203,576	886	0.0044	0.9956	72.14	
69.5	201,956	2,078	0.0103	0.9897	71.83	
70.5	199,878	3,263	0.0163	0.9837	71.09	
71.5	196,592	1,511	0.0077	0.9923	69.93	
72.5	180,278	995	0.0055	0.9945	69.39	
73.5					69.01	

FLORIDA POWER AND LIGHT COMPANY
ACCOUNT 366.7 UNDERGROUND CONDUIT - DIRECT BURIED
ORIGINAL AND SMOOTH SURVIVOR CURVES



FLORIDA POWER AND LIGHT COMPANY

ACCOUNT 366.7 UNDERGROUND CONDUIT - DIRECT BURIED

ORIGINAL LIFE TABLE

PLACEMENT BAND 1962-2014			EXPERIENCE BAND 1965-2014			
AGE AT BEGIN OF INTERVAL	EXPOSURES AT BEGINNING OF AGE INTERVAL	RETIREMENTS DURING AGE INTERVAL	RETMT RATIO	SURV RATIO	PCT SURV BEGIN OF INTERVAL	
0.0	80,344,691	1,907	0.0000	1.0000	100.00	
0.5	78,579,739	7,090	0.0001	0.9999	100.00	
1.5	77,384,755	12,478	0.0002	0.9998	99.99	
2.5	76,431,708	4,532	0.0001	0.9999	99.97	
3.5	75,966,411	17,533	0.0002	0.9998	99.97	
4.5	75,200,103	10,975	0.0001	0.9999	99.94	
5.5	73,933,345	2,197	0.0000	1.0000	99.93	
6.5	71,204,280	67	0.0000	1.0000	99.93	
7.5	59,863,966	1,971	0.0000	1.0000	99.93	
8.5	45,113,801	5,888	0.0001	0.9999	99.92	
9.5	39,703,127	4,392	0.0001	0.9999	99.91	
10.5	36,834,291	1,206	0.0000	1.0000	99.90	
11.5	35,487,993	32,198	0.0009	0.9991	99.90	
12.5	33,319,515	27,544	0.0008	0.9992	99.80	
13.5	30,543,339	23,662	0.0008	0.9992	99.72	
14.5	27,660,534	26,246	0.0009	0.9991	99.64	
15.5	25,769,059	25,737	0.0010	0.9990	99.55	
16.5	23,768,491	28,967	0.0012	0.9988	99.45	
17.5	21,969,231	25,719	0.0012	0.9988	99.33	
18.5	20,924,395	24,358	0.0012	0.9988	99.21	
19.5	19,975,489	33,338	0.0017	0.9983	99.10	
20.5	18,975,185	36,141	0.0019	0.9981	98.93	
21.5	18,199,229	38,412	0.0021	0.9979	98.74	
22.5	17,523,507	38,406	0.0022	0.9978	98.54	
23.5	16,796,449	51,604	0.0031	0.9969	98.32	
24.5	15,561,658	90,696	0.0058	0.9942	98.02	
25.5	14,247,399	55,661	0.0039	0.9961	97.45	
26.5	13,192,274	45,825	0.0035	0.9965	97.07	
27.5	12,273,820	67,132	0.0055	0.9945	96.73	
28.5	11,218,016	60,902	0.0054	0.9946	96.20	
29.5	10,006,985	44,840	0.0045	0.9955	95.68	
30.5	8,622,246	27,273	0.0032	0.9968	95.25	
31.5	7,646,297	24,587	0.0032	0.9968	94.95	
32.5	7,147,562	26,293	0.0037	0.9963	94.64	
33.5	6,140,320	29,342	0.0048	0.9952	94.29	
34.5	4,638,474	24,357	0.0053	0.9947	93.84	
35.5	3,313,432	10,913	0.0033	0.9967	93.35	
36.5	2,705,416	15,512	0.0057	0.9943	93.04	
37.5	2,239,503	9,736	0.0043	0.9957	92.51	
38.5	1,883,585	10,696	0.0057	0.9943	92.11	

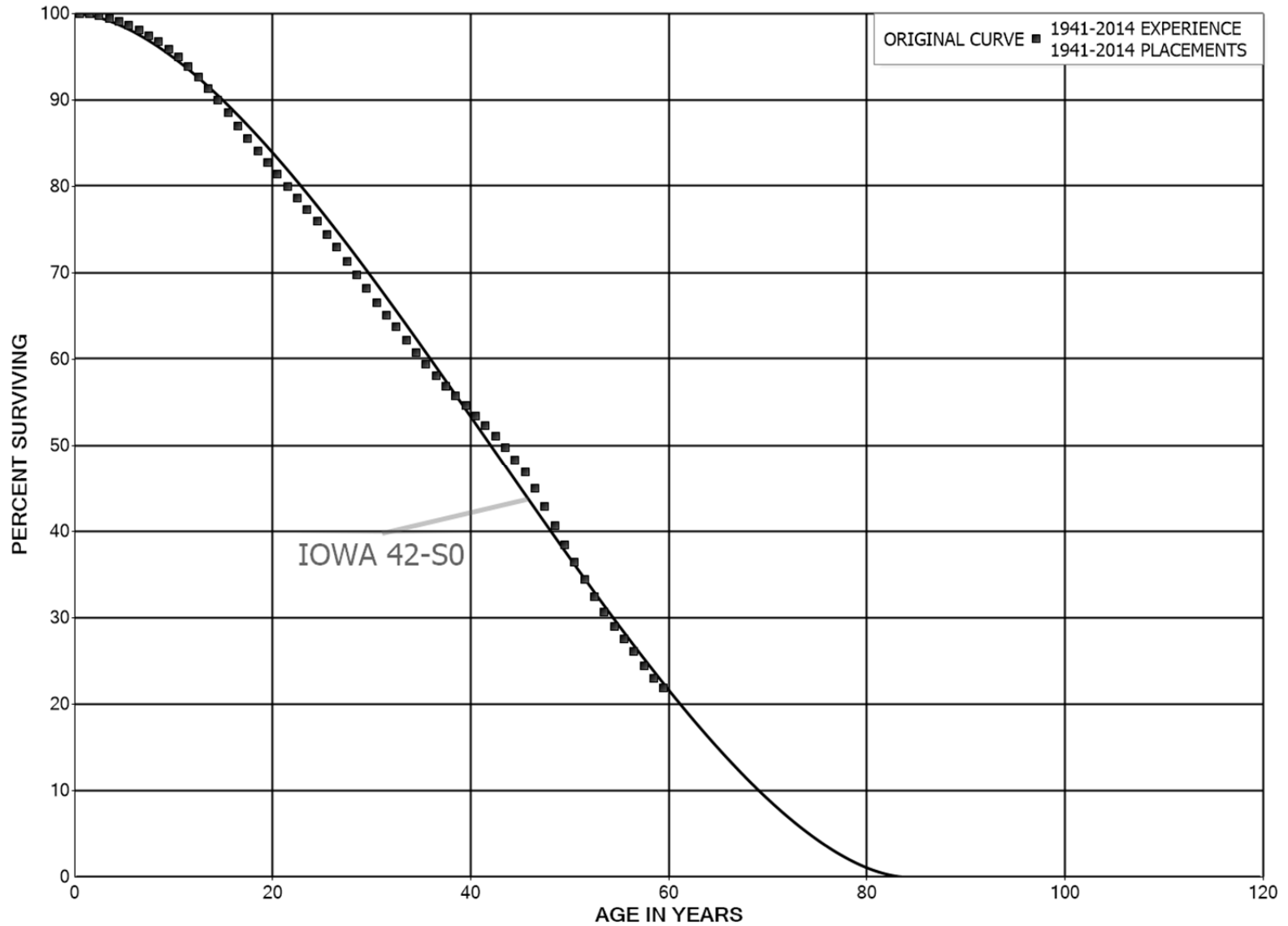
FLORIDA POWER AND LIGHT COMPANY

ACCOUNT 366.7 UNDERGROUND CONDUIT - DIRECT BURIED

ORIGINAL LIFE TABLE, CONT.

PLACEMENT BAND 1962-2014			EXPERIENCE BAND 1965-2014			
AGE AT BEGIN OF INTERVAL	EXPOSURES AT BEGINNING OF AGE INTERVAL	RETIREMENTS DURING AGE INTERVAL	RETMT RATIO	SURV RATIO	PCT SURV BEGIN OF INTERVAL	
39.5	1,305,002	6,538	0.0050	0.9950	91.58	
40.5	770,148	2,091	0.0027	0.9973	91.13	
41.5	281,201	1,922	0.0068	0.9932	90.88	
42.5	234,233	852	0.0036	0.9964	90.26	
43.5	197,580	764	0.0039	0.9961	89.93	
44.5	177,698	851	0.0048	0.9952	89.58	
45.5	105,326	1,539	0.0146	0.9854	89.15	
46.5	62,747	653	0.0104	0.9896	87.85	
47.5	38,926	281	0.0072	0.9928	86.93	
48.5	125		0.0000	1.0000	86.31	
49.5					86.31	

FLORIDA POWER AND LIGHT COMPANY
ACCOUNT 367.6 UNDERGROUND CONDUCTORS AND DEVICES - DUCT SYSTEM
ORIGINAL AND SMOOTH SURVIVOR CURVES



FLORIDA POWER AND LIGHT COMPANY

ACCOUNT 367.6 UNDERGROUND CONDUCTORS AND DEVICES - DUCT SYSTEM

ORIGINAL LIFE TABLE

PLACEMENT BAND 1941-2014			EXPERIENCE BAND 1941-2014		
AGE AT BEGIN OF INTERVAL	EXPOSURES AT BEGINNING OF AGE INTERVAL	RETIREMENTS DURING AGE INTERVAL	RETMT RATIO	SURV RATIO	PCT SURV BEGIN OF INTERVAL
0.0	1,930,300,305	326,575	0.0002	0.9998	100.00
0.5	1,848,712,854	1,567,549	0.0008	0.9992	99.98
1.5	1,765,022,955	3,226,306	0.0018	0.9982	99.90
2.5	1,688,036,593	4,762,096	0.0028	0.9972	99.72
3.5	1,608,921,704	6,166,786	0.0038	0.9962	99.43
4.5	1,553,288,534	6,964,366	0.0045	0.9955	99.05
5.5	1,481,433,492	8,366,222	0.0056	0.9944	98.61
6.5	1,390,458,652	8,935,010	0.0064	0.9936	98.05
7.5	1,274,012,401	9,442,165	0.0074	0.9926	97.42
8.5	1,154,813,645	10,154,344	0.0088	0.9912	96.70
9.5	1,059,649,947	10,551,030	0.0100	0.9900	95.85
10.5	978,244,994	11,145,431	0.0114	0.9886	94.90
11.5	892,482,929	10,979,359	0.0123	0.9877	93.81
12.5	810,192,547	11,828,618	0.0146	0.9854	92.66
13.5	734,016,376	10,750,860	0.0146	0.9854	91.31
14.5	658,776,654	10,713,174	0.0163	0.9837	89.97
15.5	601,972,030	10,286,678	0.0171	0.9829	88.51
16.5	547,752,376	9,452,107	0.0173	0.9827	86.99
17.5	502,176,467	8,115,529	0.0162	0.9838	85.49
18.5	460,841,316	7,834,391	0.0170	0.9830	84.11
19.5	421,828,231	6,739,847	0.0160	0.9840	82.68
20.5	387,587,818	6,552,952	0.0169	0.9831	81.36
21.5	355,596,159	5,971,934	0.0168	0.9832	79.99
22.5	325,308,667	5,525,857	0.0170	0.9830	78.64
23.5	290,414,714	5,175,257	0.0178	0.9822	77.31
24.5	246,392,164	4,910,231	0.0199	0.9801	75.93
25.5	209,238,999	3,998,083	0.0191	0.9809	74.42
26.5	180,599,428	4,198,167	0.0232	0.9768	72.99
27.5	155,717,783	3,422,166	0.0220	0.9780	71.30
28.5	133,429,343	2,911,462	0.0218	0.9782	69.73
29.5	115,965,488	2,836,499	0.0245	0.9755	68.21
30.5	100,067,549	2,237,338	0.0224	0.9776	66.54
31.5	85,563,821	1,792,315	0.0209	0.9791	65.05
32.5	78,125,199	1,862,214	0.0238	0.9762	63.69
33.5	69,739,414	1,585,430	0.0227	0.9773	62.17
34.5	59,578,693	1,310,822	0.0220	0.9780	60.76
35.5	52,228,556	1,172,462	0.0224	0.9776	59.42
36.5	48,393,168	1,010,251	0.0209	0.9791	58.09
37.5	43,307,212	849,683	0.0196	0.9804	56.87
38.5	38,096,399	775,884	0.0204	0.9796	55.76

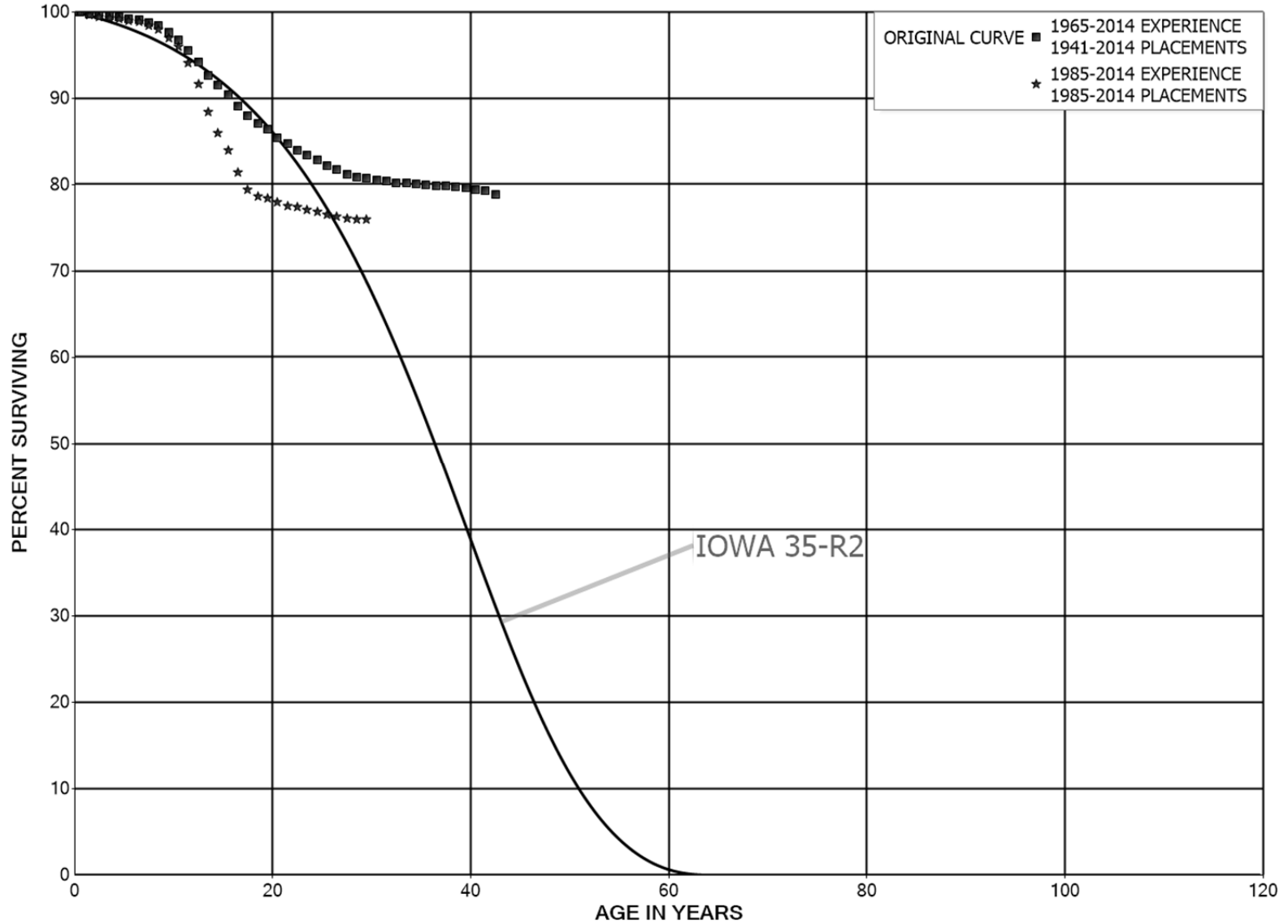
FLORIDA POWER AND LIGHT COMPANY

ACCOUNT 367.6 UNDERGROUND CONDUCTORS AND DEVICES - DUCT SYSTEM

ORIGINAL LIFE TABLE, CONT.

PLACEMENT BAND 1941-2014			EXPERIENCE BAND 1941-2014		
AGE AT BEGIN OF INTERVAL	EXPOSURES AT BEGINNING OF AGE INTERVAL	RETIREMENTS DURING AGE INTERVAL	RETMT RATIO	SURV RATIO	PCT SURV BEGIN OF INTERVAL
39.5	31,642,233	684,103	0.0216	0.9784	54.62
40.5	26,344,366	580,098	0.0220	0.9780	53.44
41.5	20,945,398	470,277	0.0225	0.9775	52.27
42.5	15,764,524	405,957	0.0258	0.9742	51.09
43.5	11,850,085	364,774	0.0308	0.9692	49.78
44.5	7,105,122	209,370	0.0295	0.9705	48.24
45.5	5,151,193	200,935	0.0390	0.9610	46.82
46.5	4,857,806	234,533	0.0483	0.9517	45.00
47.5	4,532,475	239,389	0.0528	0.9472	42.82
48.5	4,228,811	225,099	0.0532	0.9468	40.56
49.5	3,924,753	202,850	0.0517	0.9483	38.40
50.5	3,643,737	203,998	0.0560	0.9440	36.42
51.5	3,319,403	188,594	0.0568	0.9432	34.38
52.5	3,012,739	172,075	0.0571	0.9429	32.43
53.5	2,738,889	145,358	0.0531	0.9469	30.57
54.5	2,534,040	131,137	0.0518	0.9482	28.95
55.5	2,052,503	103,813	0.0506	0.9494	27.45
56.5	1,685,396	110,541	0.0656	0.9344	26.06
57.5	1,351,550	75,568	0.0559	0.9441	24.35
58.5	1,008,791	52,664	0.0522	0.9478	22.99
59.5	721,490	65,549	0.0909	0.9091	21.79
60.5	466,021	38,719	0.0831	0.9169	19.81
61.5	311,326	32,393	0.1040	0.8960	18.17
62.5	155,464	19,354	0.1245	0.8755	16.28
63.5	63,018	2,643	0.0419	0.9581	14.25
64.5	9,290	239	0.0258	0.9742	13.65
65.5					13.30
66.5					
67.5					
68.5	245		0.0000		
69.5	245		0.0000		
70.5	245		0.0000		
71.5	245		0.0000		
72.5	245		0.0000		
73.5					

FLORIDA POWER AND LIGHT COMPANY
ACCOUNT 367.7 UNDERGROUND CONDUCTORS AND DEVICES - DIRECT BURIED
ORIGINAL AND SMOOTH SURVIVOR CURVES



FLORIDA POWER AND LIGHT COMPANY

ACCOUNT 367.7 UNDERGROUND CONDUCTORS AND DEVICES - DIRECT BURIED

ORIGINAL LIFE TABLE

PLACEMENT BAND 1941-2014			EXPERIENCE BAND 1965-2014		
AGE AT BEGIN OF INTERVAL	EXPOSURES AT BEGINNING OF AGE INTERVAL	RETIREMENTS DURING AGE INTERVAL	RETMT RATIO	SURV RATIO	PCT SURV BEGIN OF INTERVAL
0.0	571,727,632	267,272	0.0005	0.9995	100.00
0.5	550,446,088	1,152,795	0.0021	0.9979	99.95
1.5	530,367,744	652,878	0.0012	0.9988	99.74
2.5	514,217,421	674,715	0.0013	0.9987	99.62
3.5	492,638,051	636,653	0.0013	0.9987	99.49
4.5	484,168,523	802,899	0.0017	0.9983	99.36
5.5	473,603,245	758,925	0.0016	0.9984	99.20
6.5	463,138,149	1,294,018	0.0028	0.9972	99.04
7.5	448,460,805	1,641,861	0.0037	0.9963	98.76
8.5	435,221,865	3,320,625	0.0076	0.9924	98.40
9.5	419,173,083	4,170,265	0.0099	0.9901	97.65
10.5	409,139,973	5,178,322	0.0127	0.9873	96.68
11.5	394,031,874	5,310,227	0.0135	0.9865	95.45
12.5	375,306,870	5,981,577	0.0159	0.9841	94.17
13.5	353,860,717	4,552,796	0.0129	0.9871	92.67
14.5	336,775,876	3,991,877	0.0119	0.9881	91.47
15.5	323,880,419	4,568,630	0.0141	0.9859	90.39
16.5	314,534,041	4,142,472	0.0132	0.9868	89.12
17.5	303,318,879	2,996,584	0.0099	0.9901	87.94
18.5	295,408,997	2,483,626	0.0084	0.9916	87.07
19.5	287,855,003	2,986,377	0.0104	0.9896	86.34
20.5	279,070,028	2,476,718	0.0089	0.9911	85.44
21.5	271,726,590	2,184,416	0.0080	0.9920	84.69
22.5	266,269,150	1,913,054	0.0072	0.9928	84.01
23.5	261,047,748	1,881,515	0.0072	0.9928	83.40
24.5	253,313,766	1,830,189	0.0072	0.9928	82.80
25.5	247,122,642	1,476,571	0.0060	0.9940	82.20
26.5	243,769,761	1,487,297	0.0061	0.9939	81.71
27.5	239,481,920	961,330	0.0040	0.9960	81.21
28.5	230,312,979	567,529	0.0025	0.9975	80.89
29.5	209,398,250	532,457	0.0025	0.9975	80.69
30.5	181,527,828	319,528	0.0018	0.9982	80.48
31.5	160,505,961	227,500	0.0014	0.9986	80.34
32.5	149,146,370	174,535	0.0012	0.9988	80.23
33.5	126,732,325	141,616	0.0011	0.9989	80.13
34.5	95,476,879	91,146	0.0010	0.9990	80.04
35.5	67,324,182	77,770	0.0012	0.9988	79.97
36.5	54,992,220	46,115	0.0008	0.9992	79.87
37.5	45,210,182	64,920	0.0014	0.9986	79.81
38.5	37,614,635	55,596	0.0015	0.9985	79.69

FLORIDA POWER AND LIGHT COMPANY

ACCOUNT 367.7 UNDERGROUND CONDUCTORS AND DEVICES - DIRECT BURIED

ORIGINAL LIFE TABLE, CONT.

PLACEMENT BAND 1941-2014			EXPERIENCE BAND 1965-2014		
AGE AT BEGIN OF INTERVAL	EXPOSURES AT BEGINNING OF AGE INTERVAL	RETIREMENTS DURING AGE INTERVAL	RETMT RATIO	SURV RATIO	PCT SURV BEGIN OF INTERVAL
39.5	27,055,185	50,490	0.0019	0.9981	79.58
40.5	19,332,990	43,398	0.0022	0.9978	79.43
41.5	12,251,531	65,516	0.0053	0.9947	79.25
42.5	9,791,218	6,316	0.0006	0.9994	78.82
43.5	7,599,063	7,415	0.0010	0.9990	78.77
44.5	3,367,785	2,417	0.0007	0.9993	78.70
45.5	2,742,239	917	0.0003	0.9997	78.64
46.5	2,448,962	1,312	0.0005	0.9995	78.61
47.5	1,873,020	5,975	0.0032	0.9968	78.57
48.5	1,674,532	1,685	0.0010	0.9990	78.32
49.5	1,668,371	2,924	0.0018	0.9982	78.24
50.5	1,257,728	431	0.0003	0.9997	78.11
51.5	1,020,155	275	0.0003	0.9997	78.08
52.5	790,799	409	0.0005	0.9995	78.06
53.5	606,628	3,680	0.0061	0.9939	78.02
54.5	3,250	8	0.0024	0.9976	77.54
55.5	3,235	110	0.0341	0.9659	77.36
56.5	3,125		0.0000	1.0000	74.72
57.5	3,120		0.0000	1.0000	74.72
58.5	3,120		0.0000	1.0000	74.72
59.5	799		0.0000	1.0000	74.72
60.5	799	116	0.1457	0.8543	74.72
61.5	677	11	0.0166	0.9834	63.83
62.5	665	6	0.0093	0.9907	62.77
63.5	659	9	0.0143	0.9857	62.18
64.5	649		0.0000	1.0000	61.30
65.5	649	4	0.0058	0.9942	61.30
66.5	645	11	0.0175	0.9825	60.94
67.5	628	10	0.0165	0.9835	59.88
68.5	618	8	0.0137	0.9863	58.89
69.5	604	2	0.0031	0.9969	58.08
70.5	602		0.0000	1.0000	57.90
71.5	600		0.0000	1.0000	57.90
72.5	600		0.0000	1.0000	57.90
73.5					57.90

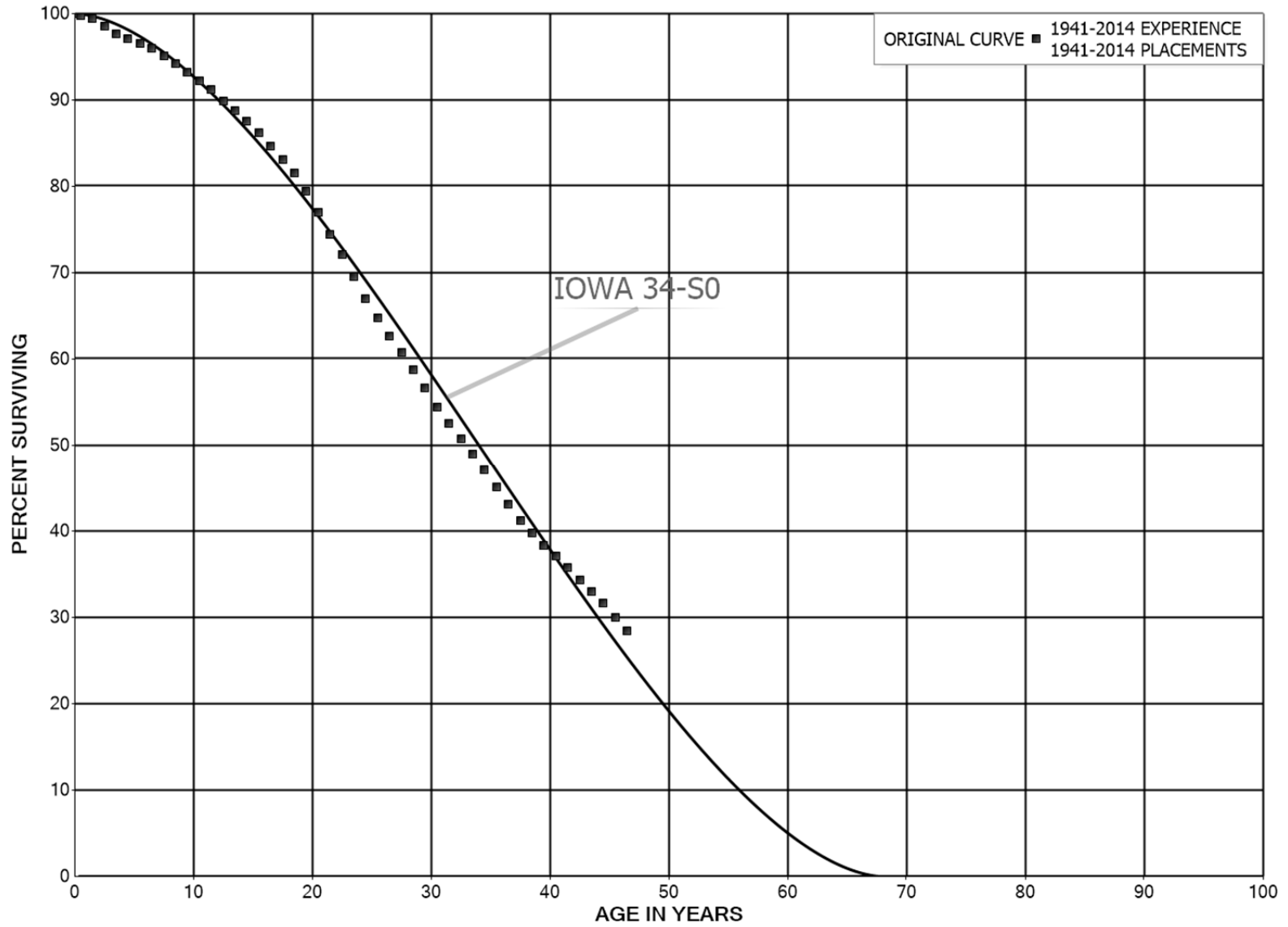
FLORIDA POWER AND LIGHT COMPANY

ACCOUNT 367.7 UNDERGROUND CONDUCTORS AND DEVICES - DIRECT BURIED

ORIGINAL LIFE TABLE

PLACEMENT BAND 1985-2014			EXPERIENCE BAND 1985-2014		
AGE AT BEGIN OF INTERVAL	EXPOSURES AT BEGINNING OF AGE INTERVAL	RETIREMENTS DURING AGE INTERVAL	RETMT RATIO	SURV RATIO	PCT SURV BEGIN OF INTERVAL
0.0	301,622,840	47,467	0.0002	0.9998	100.00
0.5	285,539,812	1,097,253	0.0038	0.9962	99.98
1.5	270,136,928	428,079	0.0016	0.9984	99.60
2.5	257,208,183	322,996	0.0013	0.9987	99.44
3.5	240,542,453	268,093	0.0011	0.9989	99.32
4.5	234,834,894	468,096	0.0020	0.9980	99.21
5.5	226,114,939	423,928	0.0019	0.9981	99.01
6.5	217,484,448	822,704	0.0038	0.9962	98.82
7.5	203,764,145	1,008,570	0.0049	0.9951	98.45
8.5	191,542,839	1,890,694	0.0099	0.9901	97.96
9.5	177,266,476	1,944,026	0.0110	0.9890	97.00
10.5	167,918,844	3,337,659	0.0199	0.9801	95.93
11.5	154,905,611	4,054,872	0.0262	0.9738	94.02
12.5	137,476,652	4,700,487	0.0342	0.9658	91.56
13.5	116,717,952	3,266,739	0.0280	0.9720	88.43
14.5	101,067,177	2,407,737	0.0238	0.9762	85.96
15.5	89,727,262	2,679,428	0.0299	0.9701	83.91
16.5	82,402,676	1,983,641	0.0241	0.9759	81.40
17.5	73,510,410	770,278	0.0105	0.9895	79.44
18.5	67,906,314	212,078	0.0031	0.9969	78.61
19.5	62,727,388	314,332	0.0050	0.9950	78.37
20.5	56,691,227	301,890	0.0053	0.9947	77.97
21.5	51,634,428	131,098	0.0025	0.9975	77.56
22.5	48,362,349	157,348	0.0033	0.9967	77.36
23.5	43,951,923	181,835	0.0041	0.9959	77.11
24.5	38,319,256	164,810	0.0043	0.9957	76.79
25.5	34,052,783	96,136	0.0028	0.9972	76.46
26.5	31,816,643	83,414	0.0026	0.9974	76.24
27.5	28,558,239	34,852	0.0012	0.9988	76.05
28.5	20,193,622	9,130	0.0005	0.9995	75.95
29.5					75.92

FLORIDA POWER AND LIGHT COMPANY
ACCOUNT 368 LINE TRANSFORMERS
ORIGINAL AND SMOOTH SURVIVOR CURVES



FLORIDA POWER AND LIGHT COMPANY

ACCOUNT 368 LINE TRANSFORMERS

ORIGINAL LIFE TABLE

PLACEMENT BAND 1941-2014			EXPERIENCE BAND 1941-2014		
AGE AT BEGIN OF INTERVAL	EXPOSURES AT BEGINNING OF AGE INTERVAL	RETIREMENTS DURING AGE INTERVAL	RETMT RATIO	SURV RATIO	PCT SURV BEGIN OF INTERVAL
0.0	2,616,295,825	6,395,618	0.0024	0.9976	100.00
0.5	2,575,451,094	10,101,114	0.0039	0.9961	99.76
1.5	2,490,166,737	22,189,103	0.0089	0.9911	99.36
2.5	2,461,689,378	22,265,055	0.0090	0.9910	98.48
3.5	2,372,826,608	13,014,371	0.0055	0.9945	97.59
4.5	2,248,278,054	12,591,262	0.0056	0.9944	97.05
5.5	2,106,295,423	13,512,893	0.0064	0.9936	96.51
6.5	1,995,523,269	16,395,708	0.0082	0.9918	95.89
7.5	1,867,934,805	18,901,158	0.0101	0.9899	95.10
8.5	1,730,533,019	18,082,559	0.0104	0.9896	94.14
9.5	1,635,692,050	17,758,545	0.0109	0.9891	93.16
10.5	1,553,540,212	17,137,783	0.0110	0.9890	92.15
11.5	1,478,480,927	20,294,348	0.0137	0.9863	91.13
12.5	1,403,521,562	18,410,483	0.0131	0.9869	89.88
13.5	1,326,785,196	18,188,500	0.0137	0.9863	88.70
14.5	1,245,801,523	19,100,480	0.0153	0.9847	87.48
15.5	1,163,262,444	20,621,936	0.0177	0.9823	86.14
16.5	1,081,338,585	19,786,260	0.0183	0.9817	84.61
17.5	1,010,814,788	19,508,552	0.0193	0.9807	83.07
18.5	948,098,207	24,430,523	0.0258	0.9742	81.46
19.5	885,856,755	27,327,444	0.0308	0.9692	79.36
20.5	822,866,470	27,217,550	0.0331	0.9669	76.92
21.5	766,211,793	24,014,190	0.0313	0.9687	74.37
22.5	694,276,494	23,931,332	0.0345	0.9655	72.04
23.5	624,453,429	23,284,011	0.0373	0.9627	69.56
24.5	547,604,863	18,040,974	0.0329	0.9671	66.96
25.5	479,537,709	15,757,160	0.0329	0.9671	64.76
26.5	422,452,616	12,969,577	0.0307	0.9693	62.63
27.5	371,719,991	12,319,114	0.0331	0.9669	60.71
28.5	323,949,223	11,456,028	0.0354	0.9646	58.70
29.5	280,851,274	10,860,317	0.0387	0.9613	56.62
30.5	231,014,458	8,172,070	0.0354	0.9646	54.43
31.5	198,738,653	6,863,317	0.0345	0.9655	52.50
32.5	174,596,710	6,133,784	0.0351	0.9649	50.69
33.5	145,879,254	5,600,228	0.0384	0.9616	48.91
34.5	120,149,653	4,996,964	0.0416	0.9584	47.03
35.5	98,586,599	4,464,138	0.0453	0.9547	45.08
36.5	83,590,811	3,509,816	0.0420	0.9580	43.04
37.5	73,796,993	2,758,793	0.0374	0.9626	41.23
38.5	67,721,153	2,350,201	0.0347	0.9653	39.69

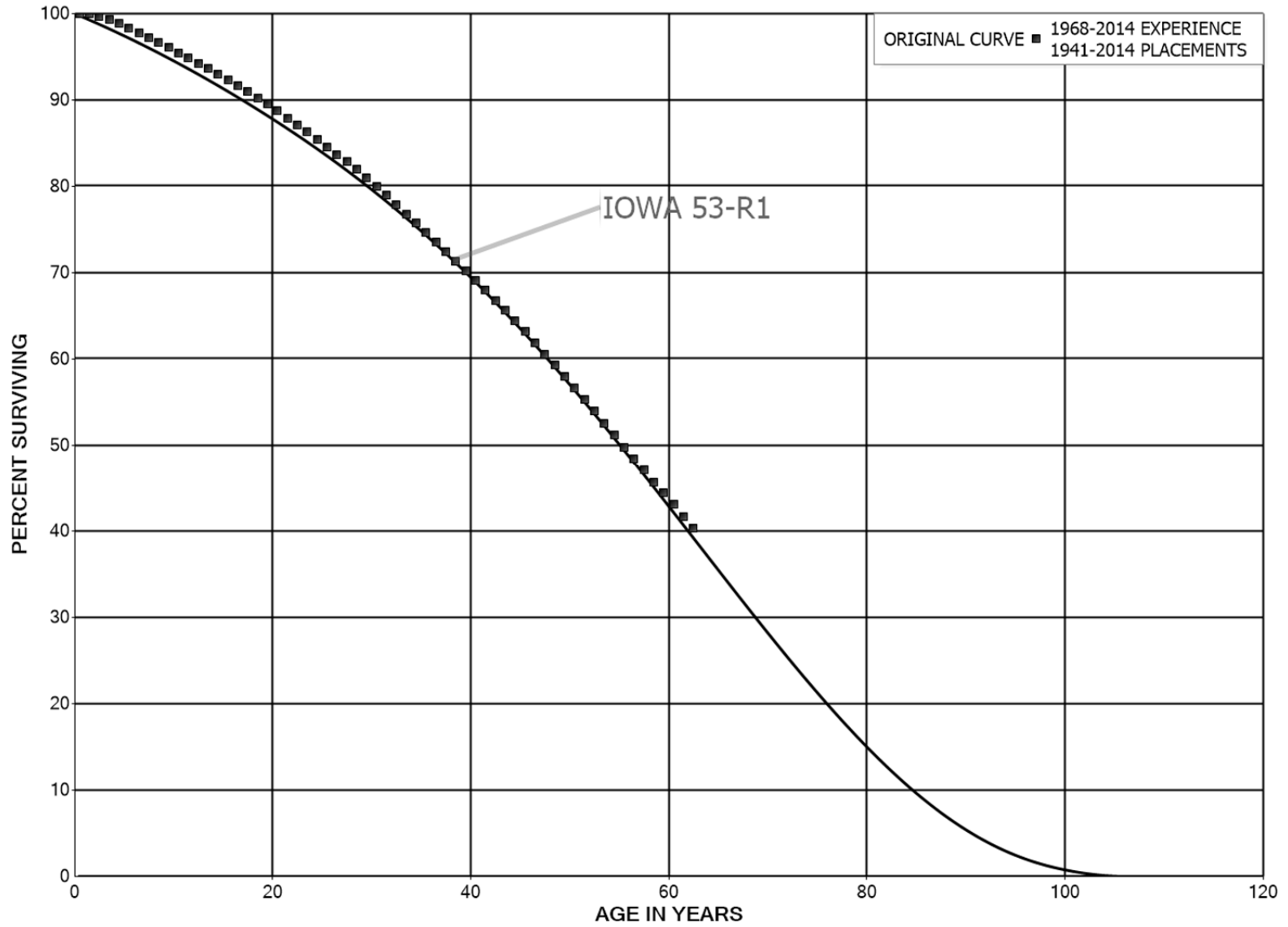
FLORIDA POWER AND LIGHT COMPANY

ACCOUNT 368 LINE TRANSFORMERS

ORIGINAL LIFE TABLE, CONT.

PLACEMENT BAND 1941-2014			EXPERIENCE BAND 1941-2014		
AGE AT BEGIN OF INTERVAL	EXPOSURES AT BEGINNING OF AGE INTERVAL	RETIREMENTS DURING AGE INTERVAL	RETMT RATIO	SURV RATIO	PCT SURV BEGIN OF INTERVAL
39.5	60,571,167	1,955,366	0.0323	0.9677	38.31
40.5	51,148,597	1,856,819	0.0363	0.9637	37.07
41.5	45,483,870	1,779,851	0.0391	0.9609	35.73
42.5	39,235,054	1,587,653	0.0405	0.9595	34.33
43.5	33,986,703	1,352,900	0.0398	0.9602	32.94
44.5	28,077,725	1,470,382	0.0524	0.9476	31.63
45.5	23,386,447	1,223,799	0.0523	0.9477	29.97
46.5	19,132,301	771,985	0.0403	0.9597	28.40
47.5	16,165,861	472,853	0.0293	0.9707	27.26
48.5	14,253,842	321,428	0.0226	0.9774	26.46
49.5	12,594,304	343,373	0.0273	0.9727	25.86
50.5	11,019,416	395,980	0.0359	0.9641	25.16
51.5	9,652,497	290,854	0.0301	0.9699	24.25
52.5	8,510,747	285,582	0.0336	0.9664	23.52
53.5	7,384,889	393,774	0.0533	0.9467	22.73
54.5	6,278,421	172,900	0.0275	0.9725	21.52
55.5	5,194,207	122,264	0.0235	0.9765	20.93
56.5	4,372,151	136,298	0.0312	0.9688	20.44
57.5	3,407,072	70,901	0.0208	0.9792	19.80
58.5	2,672,946	41,159	0.0154	0.9846	19.39
59.5	2,302,393	67,079	0.0291	0.9709	19.09
60.5	1,855,625	25,793	0.0139	0.9861	18.53
61.5	1,482,409	41,665	0.0281	0.9719	18.28
62.5	1,043,509	25,301	0.0242	0.9758	17.76
63.5	870,514	33,205	0.0381	0.9619	17.33
64.5	704,702	7,902	0.0112	0.9888	16.67
65.5	615,266	13,027	0.0212	0.9788	16.48
66.5	331,055	6,470	0.0195	0.9805	16.13
67.5	229,332	7,999	0.0349	0.9651	15.82
68.5	166,649	636	0.0038	0.9962	15.27
69.5	153,957	434	0.0028	0.9972	15.21
70.5	151,864	217	0.0014	0.9986	15.17
71.5	150,754	217	0.0014	0.9986	15.14
72.5	149,889	14,255	0.0951	0.9049	15.12
73.5					13.68

FLORIDA POWER AND LIGHT COMPANY
ACCOUNT 369.1 SERVICES - OVERHEAD
ORIGINAL AND SMOOTH SURVIVOR CURVES



FLORIDA POWER AND LIGHT COMPANY

ACCOUNT 369.1 SERVICES - OVERHEAD

ORIGINAL LIFE TABLE

PLACEMENT BAND 1941-2014			EXPERIENCE BAND 1968-2014		
AGE AT BEGIN OF INTERVAL	EXPOSURES AT BEGINNING OF AGE INTERVAL	RETIREMENTS DURING AGE INTERVAL	RETMT RATIO	SURV RATIO	PCT SURV BEGIN OF INTERVAL
0.0	245,405,696	1,701	0.0000	1.0000	100.00
0.5	232,646,692	154,374	0.0007	0.9993	100.00
1.5	223,644,060	592,378	0.0026	0.9974	99.93
2.5	215,150,500	874,696	0.0041	0.9959	99.67
3.5	207,041,060	948,538	0.0046	0.9954	99.26
4.5	198,923,607	1,072,782	0.0054	0.9946	98.81
5.5	190,597,022	1,044,201	0.0055	0.9945	98.28
6.5	187,644,141	1,089,943	0.0058	0.9942	97.74
7.5	170,325,783	958,636	0.0056	0.9944	97.17
8.5	159,235,938	944,426	0.0059	0.9941	96.62
9.5	144,615,992	929,096	0.0064	0.9936	96.05
10.5	138,123,611	864,474	0.0063	0.9937	95.43
11.5	131,692,774	840,541	0.0064	0.9936	94.83
12.5	126,100,074	818,254	0.0065	0.9935	94.23
13.5	121,296,466	799,373	0.0066	0.9934	93.62
14.5	116,447,220	850,193	0.0073	0.9927	93.00
15.5	112,256,762	838,355	0.0075	0.9925	92.32
16.5	108,170,232	832,483	0.0077	0.9923	91.63
17.5	104,044,959	813,970	0.0078	0.9922	90.93
18.5	99,953,196	808,280	0.0081	0.9919	90.22
19.5	95,318,942	840,721	0.0088	0.9912	89.49
20.5	89,977,928	823,414	0.0092	0.9908	88.70
21.5	84,989,991	788,197	0.0093	0.9907	87.89
22.5	80,429,846	760,826	0.0095	0.9905	87.07
23.5	75,038,395	749,562	0.0100	0.9900	86.25
24.5	69,354,384	707,626	0.0102	0.9898	85.39
25.5	64,010,002	652,949	0.0102	0.9898	84.51
26.5	59,514,363	599,894	0.0101	0.9899	83.65
27.5	55,079,800	585,643	0.0106	0.9894	82.81
28.5	50,963,205	627,460	0.0123	0.9877	81.93
29.5	46,638,053	574,060	0.0123	0.9877	80.92
30.5	42,645,966	527,228	0.0124	0.9876	79.92
31.5	39,265,451	526,043	0.0134	0.9866	78.94
32.5	37,024,112	548,124	0.0148	0.9852	77.88
33.5	34,216,640	469,666	0.0137	0.9863	76.73
34.5	31,204,444	446,290	0.0143	0.9857	75.67
35.5	28,103,769	410,587	0.0146	0.9854	74.59
36.5	26,182,764	396,822	0.0152	0.9848	73.50
37.5	24,266,455	373,801	0.0154	0.9846	72.39
38.5	22,599,586	344,680	0.0153	0.9847	71.27

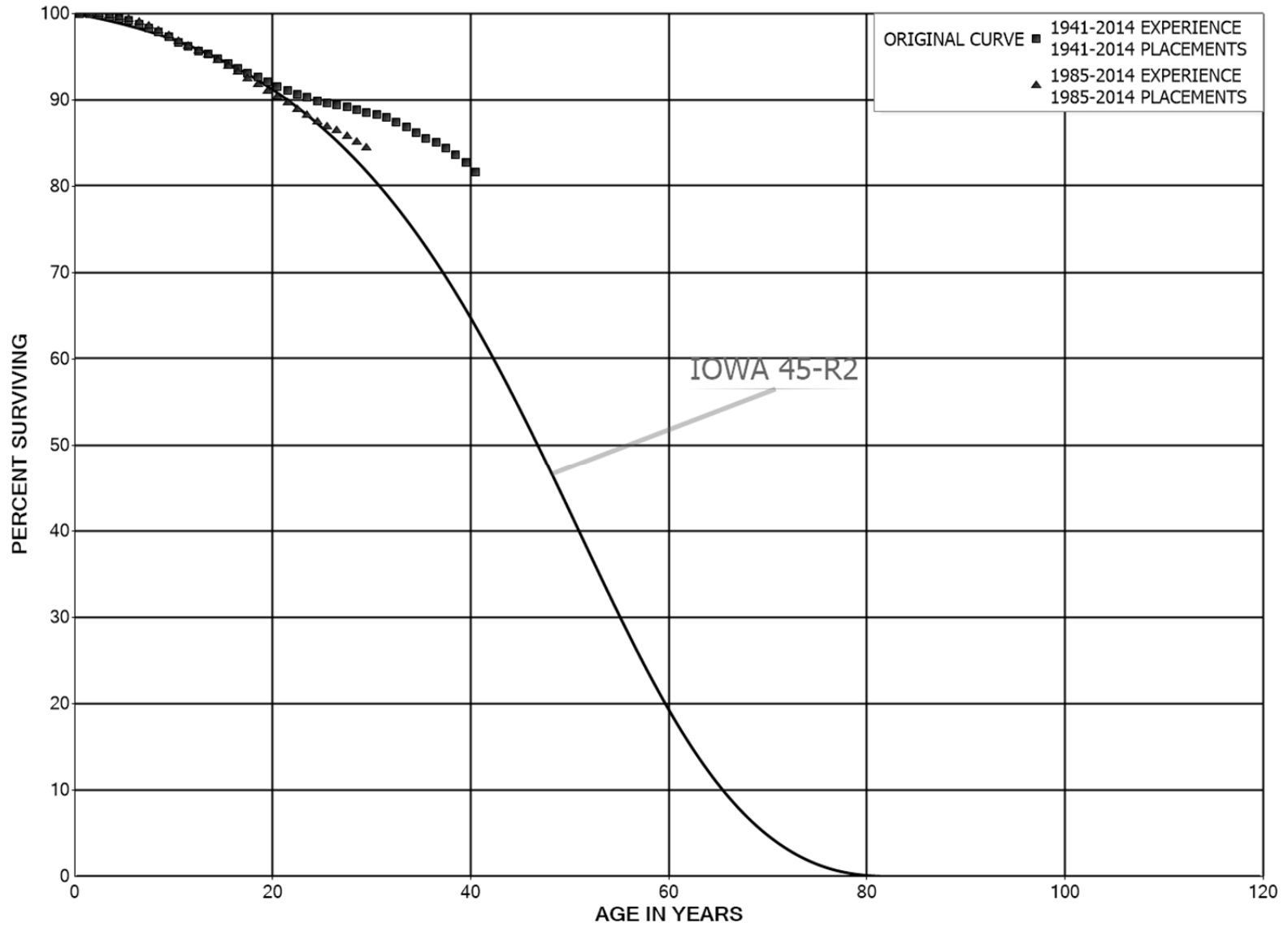
FLORIDA POWER AND LIGHT COMPANY

ACCOUNT 369.1 SERVICES - OVERHEAD

ORIGINAL LIFE TABLE, CONT.

PLACEMENT BAND 1941-2014			EXPERIENCE BAND 1968-2014		
AGE AT BEGIN OF INTERVAL	EXPOSURES AT BEGINNING OF AGE INTERVAL	RETIREMENTS DURING AGE INTERVAL	RETMT RATIO	SURV RATIO	PCT SURV BEGIN OF INTERVAL
39.5	21,137,908	337,011	0.0159	0.9841	70.18
40.5	19,669,447	322,806	0.0164	0.9836	69.07
41.5	18,199,855	313,306	0.0172	0.9828	67.93
42.5	16,548,367	288,966	0.0175	0.9825	66.76
43.5	15,167,659	278,103	0.0183	0.9817	65.60
44.5	13,804,910	266,490	0.0193	0.9807	64.39
45.5	12,650,131	256,877	0.0203	0.9797	63.15
46.5	11,560,191	247,692	0.0214	0.9786	61.87
47.5	10,636,263	229,775	0.0216	0.9784	60.54
48.5	9,841,717	219,786	0.0223	0.9777	59.23
49.5	9,097,323	201,859	0.0222	0.9778	57.91
50.5	8,368,332	194,835	0.0233	0.9767	56.63
51.5	7,644,275	187,021	0.0245	0.9755	55.31
52.5	6,928,522	180,121	0.0260	0.9740	53.96
53.5	6,272,617	165,866	0.0264	0.9736	52.55
54.5	5,632,182	154,401	0.0274	0.9726	51.16
55.5	4,980,489	136,248	0.0274	0.9726	49.76
56.5	4,292,265	121,458	0.0283	0.9717	48.40
57.5	3,620,886	106,123	0.0293	0.9707	47.03
58.5	3,035,458	85,449	0.0282	0.9718	45.65
59.5	2,500,964	74,511	0.0298	0.9702	44.37
60.5	2,080,809	70,582	0.0339	0.9661	43.04
61.5	1,679,252	54,502	0.0325	0.9675	41.58
62.5	1,261,501	44,454	0.0352	0.9648	40.23
63.5	947,544	33,553	0.0354	0.9646	38.82
64.5	642,293	24,809	0.0386	0.9614	37.44
65.5	365,201	13,263	0.0363	0.9637	36.00
66.5	248,518	5,260	0.0212	0.9788	34.69
67.5	166,029	4,000	0.0241	0.9759	33.95
68.5	134,846	11,992	0.0889	0.9111	33.14
69.5	112,039	4,234	0.0378	0.9622	30.19
70.5	104,970	3,852	0.0367	0.9633	29.05
71.5	95,441	2,795	0.0293	0.9707	27.98
72.5	76,941	2,897	0.0377	0.9623	27.16
73.5					26.14

FLORIDA POWER AND LIGHT COMPANY
ACCOUNT 369.6 SERVICES - UNDERGROUND
ORIGINAL AND SMOOTH SURVIVOR CURVES



FLORIDA POWER AND LIGHT COMPANY

ACCOUNT 369.6 SERVICES - UNDERGROUND

ORIGINAL LIFE TABLE

PLACEMENT BAND 1941-2014			EXPERIENCE BAND 1941-2014		
AGE AT BEGIN OF INTERVAL	EXPOSURES AT BEGINNING OF AGE INTERVAL	RETIREMENTS DURING AGE INTERVAL	RETMT RATIO	SURV RATIO	PCT SURV BEGIN OF INTERVAL
0.0	866,858,277	52,154	0.0001	0.9999	100.00
0.5	797,183,010	228,911	0.0003	0.9997	99.99
1.5	760,174,397	811,383	0.0011	0.9989	99.97
2.5	726,698,491	1,390,703	0.0019	0.9981	99.86
3.5	700,457,106	1,572,308	0.0022	0.9978	99.67
4.5	680,184,038	1,962,336	0.0029	0.9971	99.44
5.5	658,782,815	2,513,673	0.0038	0.9962	99.16
6.5	649,221,129	3,258,287	0.0050	0.9950	98.78
7.5	605,808,201	3,074,914	0.0051	0.9949	98.28
8.5	564,392,289	2,973,468	0.0053	0.9947	97.78
9.5	535,472,422	3,382,709	0.0063	0.9937	97.27
10.5	505,277,923	2,707,737	0.0054	0.9946	96.65
11.5	480,627,625	2,393,121	0.0050	0.9950	96.14
12.5	447,896,482	1,885,917	0.0042	0.9958	95.66
13.5	419,632,879	2,249,340	0.0054	0.9946	95.25
14.5	388,241,305	2,140,656	0.0055	0.9945	94.74
15.5	363,954,589	2,137,727	0.0059	0.9941	94.22
16.5	341,443,536	2,041,855	0.0060	0.9940	93.67
17.5	318,843,059	1,786,228	0.0056	0.9944	93.11
18.5	295,508,510	1,653,257	0.0056	0.9944	92.59
19.5	271,808,083	1,525,383	0.0056	0.9944	92.07
20.5	249,104,851	1,303,546	0.0052	0.9948	91.55
21.5	229,624,007	1,091,115	0.0048	0.9952	91.07
22.5	212,873,018	940,923	0.0044	0.9956	90.64
23.5	195,771,137	836,494	0.0043	0.9957	90.24
24.5	175,441,651	552,129	0.0031	0.9969	89.85
25.5	154,024,524	352,324	0.0023	0.9977	89.57
26.5	136,851,681	357,840	0.0026	0.9974	89.37
27.5	123,115,082	418,871	0.0034	0.9966	89.13
28.5	111,451,010	338,112	0.0030	0.9970	88.83
29.5	98,559,330	280,594	0.0028	0.9972	88.56
30.5	83,988,460	361,771	0.0043	0.9957	88.31
31.5	72,484,068	423,981	0.0058	0.9942	87.93
32.5	66,673,559	477,516	0.0072	0.9928	87.41
33.5	55,704,351	410,832	0.0074	0.9926	86.79
34.5	37,918,649	264,365	0.0070	0.9930	86.15
35.5	24,648,397	150,697	0.0061	0.9939	85.55
36.5	19,142,436	133,667	0.0070	0.9930	85.02
37.5	15,851,789	143,143	0.0090	0.9910	84.43
38.5	13,552,181	158,059	0.0117	0.9883	83.67

FLORIDA POWER AND LIGHT COMPANY

ACCOUNT 369.6 SERVICES - UNDERGROUND

ORIGINAL LIFE TABLE, CONT.

PLACEMENT BAND 1941-2014			EXPERIENCE BAND 1941-2014		
AGE AT BEGIN OF INTERVAL	EXPOSURES AT BEGINNING OF AGE INTERVAL	RETIREMENTS DURING AGE INTERVAL	RETMT RATIO	SURV RATIO	PCT SURV BEGIN OF INTERVAL
39.5	10,813,776	143,903	0.0133	0.9867	82.69
40.5	7,775,921	101,095	0.0130	0.9870	81.59
41.5	4,423,325	64,204	0.0145	0.9855	80.53
42.5	2,527,217	41,439	0.0164	0.9836	79.36
43.5	1,779,409	36,901	0.0207	0.9793	78.06
44.5	1,063,712	25,341	0.0238	0.9762	76.44
45.5	789,296	15,955	0.0202	0.9798	74.62
46.5	325,522	6,910	0.0212	0.9788	73.11
47.5	41,767	587	0.0141	0.9859	71.56
48.5	483		0.0000	1.0000	70.55
49.5	483		0.0000	1.0000	70.55
50.5	409		0.0000	1.0000	70.55
51.5	409		0.0000	1.0000	70.55
52.5	409		0.0000	1.0000	70.55
53.5	343		0.0000	1.0000	70.55
54.5					70.55

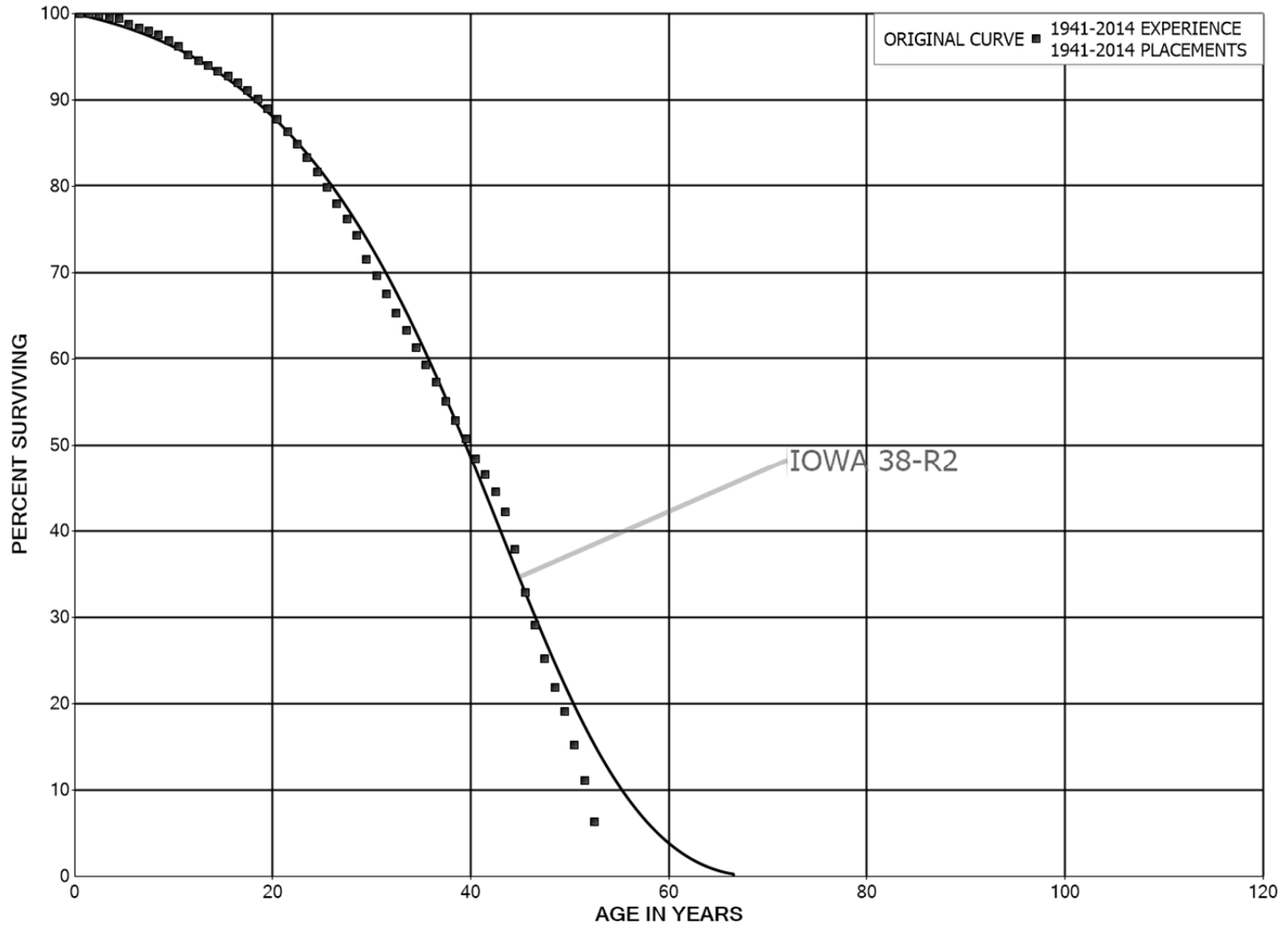
FLORIDA POWER AND LIGHT COMPANY

ACCOUNT 369.6 SERVICES - UNDERGROUND

ORIGINAL LIFE TABLE

PLACEMENT BAND 1985-2014			EXPERIENCE BAND 1985-2014		
AGE AT BEGIN OF INTERVAL	EXPOSURES AT BEGINNING OF AGE INTERVAL	RETIREMENTS DURING AGE INTERVAL	RETMT RATIO	SURV RATIO	PCT SURV BEGIN OF INTERVAL
0.0	742,700,405		0.0000	1.0000	100.00
0.5	669,663,785	114,964	0.0002	0.9998	100.00
1.5	631,492,036	672,439	0.0011	0.9989	99.98
2.5	598,374,547	1,020,809	0.0017	0.9983	99.88
3.5	573,977,454	1,045,700	0.0018	0.9982	99.71
4.5	555,059,467	1,434,235	0.0026	0.9974	99.52
5.5	535,006,606	1,890,754	0.0035	0.9965	99.27
6.5	526,481,244	2,404,093	0.0046	0.9954	98.92
7.5	484,108,238	2,425,036	0.0050	0.9950	98.46
8.5	443,425,550	2,408,385	0.0054	0.9946	97.97
9.5	415,106,922	2,830,146	0.0068	0.9932	97.44
10.5	385,480,254	2,310,800	0.0060	0.9940	96.77
11.5	361,240,267	2,085,698	0.0058	0.9942	96.19
12.5	328,828,002	1,624,325	0.0049	0.9951	95.64
13.5	300,830,417	2,028,375	0.0067	0.9933	95.17
14.5	270,869,920	1,949,401	0.0072	0.9928	94.53
15.5	247,838,425	1,897,197	0.0077	0.9923	93.85
16.5	226,499,362	1,769,639	0.0078	0.9922	93.13
17.5	205,043,635	1,553,313	0.0076	0.9924	92.40
18.5	182,871,071	1,393,805	0.0076	0.9924	91.70
19.5	160,426,921	1,285,975	0.0080	0.9920	91.00
20.5	138,972,388	1,088,007	0.0078	0.9922	90.27
21.5	120,671,298	924,477	0.0077	0.9923	89.56
22.5	105,109,378	823,114	0.0078	0.9922	88.88
23.5	89,259,619	741,010	0.0083	0.9917	88.18
24.5	70,338,481	483,471	0.0069	0.9931	87.45
25.5	50,344,143	282,736	0.0056	0.9944	86.85
26.5	34,505,087	243,877	0.0071	0.9929	86.36
27.5	22,088,873	165,658	0.0075	0.9925	85.75
28.5	11,676,039	92,341	0.0079	0.9921	85.11
29.5					84.43

FLORIDA POWER AND LIGHT COMPANY
ACCOUNT 370 METERS
ORIGINAL AND SMOOTH SURVIVOR CURVES



FLORIDA POWER AND LIGHT COMPANY

ACCOUNT 370 METERS

ORIGINAL LIFE TABLE

PLACEMENT BAND 1941-2014			EXPERIENCE BAND 1941-2014		
AGE AT BEGIN OF INTERVAL	EXPOSURES AT BEGINNING OF AGE INTERVAL	RETIREMENTS DURING AGE INTERVAL	RETMT RATIO	SURV RATIO	PCT SURV BEGIN OF INTERVAL
0.0	585,619,662	276,427	0.0005	0.9995	100.00
0.5	581,062,915	284,068	0.0005	0.9995	99.95
1.5	579,476,980	333,985	0.0006	0.9994	99.90
2.5	577,766,052	1,796,949	0.0031	0.9969	99.85
3.5	566,707,664	567,500	0.0010	0.9990	99.54
4.5	563,824,963	3,836,133	0.0068	0.9932	99.44
5.5	542,884,097	2,634,383	0.0049	0.9951	98.76
6.5	525,023,372	1,884,583	0.0036	0.9964	98.28
7.5	500,331,538	2,159,853	0.0043	0.9957	97.93
8.5	470,320,835	2,992,577	0.0064	0.9936	97.50
9.5	437,287,659	3,138,274	0.0072	0.9928	96.88
10.5	405,658,539	4,117,757	0.0102	0.9898	96.19
11.5	378,105,408	2,760,394	0.0073	0.9927	95.21
12.5	360,441,431	2,238,094	0.0062	0.9938	94.52
13.5	349,521,552	2,341,605	0.0067	0.9933	93.93
14.5	338,830,265	2,292,709	0.0068	0.9932	93.30
15.5	328,163,597	2,479,068	0.0076	0.9924	92.67
16.5	313,172,604	3,066,883	0.0098	0.9902	91.97
17.5	299,748,629	3,244,646	0.0108	0.9892	91.07
18.5	285,248,056	3,721,958	0.0130	0.9870	90.08
19.5	273,662,708	3,789,341	0.0138	0.9862	88.91
20.5	258,805,732	4,106,802	0.0159	0.9841	87.68
21.5	243,935,204	4,089,709	0.0168	0.9832	86.29
22.5	226,988,780	4,110,521	0.0181	0.9819	84.84
23.5	212,415,175	4,366,781	0.0206	0.9794	83.30
24.5	197,262,496	4,318,623	0.0219	0.9781	81.59
25.5	184,419,042	4,397,146	0.0238	0.9762	79.80
26.5	168,375,235	3,627,104	0.0215	0.9785	77.90
27.5	153,387,698	3,839,807	0.0250	0.9750	76.22
28.5	138,827,069	5,161,576	0.0372	0.9628	74.32
29.5	122,120,081	3,214,619	0.0263	0.9737	71.55
30.5	105,782,833	3,339,007	0.0316	0.9684	69.67
31.5	92,722,284	2,993,114	0.0323	0.9677	67.47
32.5	82,181,829	2,520,175	0.0307	0.9693	65.29
33.5	71,769,379	2,254,805	0.0314	0.9686	63.29
34.5	62,575,112	2,006,986	0.0321	0.9679	61.30
35.5	53,537,248	1,872,427	0.0350	0.9650	59.33
36.5	43,518,333	1,658,812	0.0381	0.9619	57.26
37.5	35,880,820	1,442,302	0.0402	0.9598	55.08
38.5	29,828,091	1,226,723	0.0411	0.9589	52.86

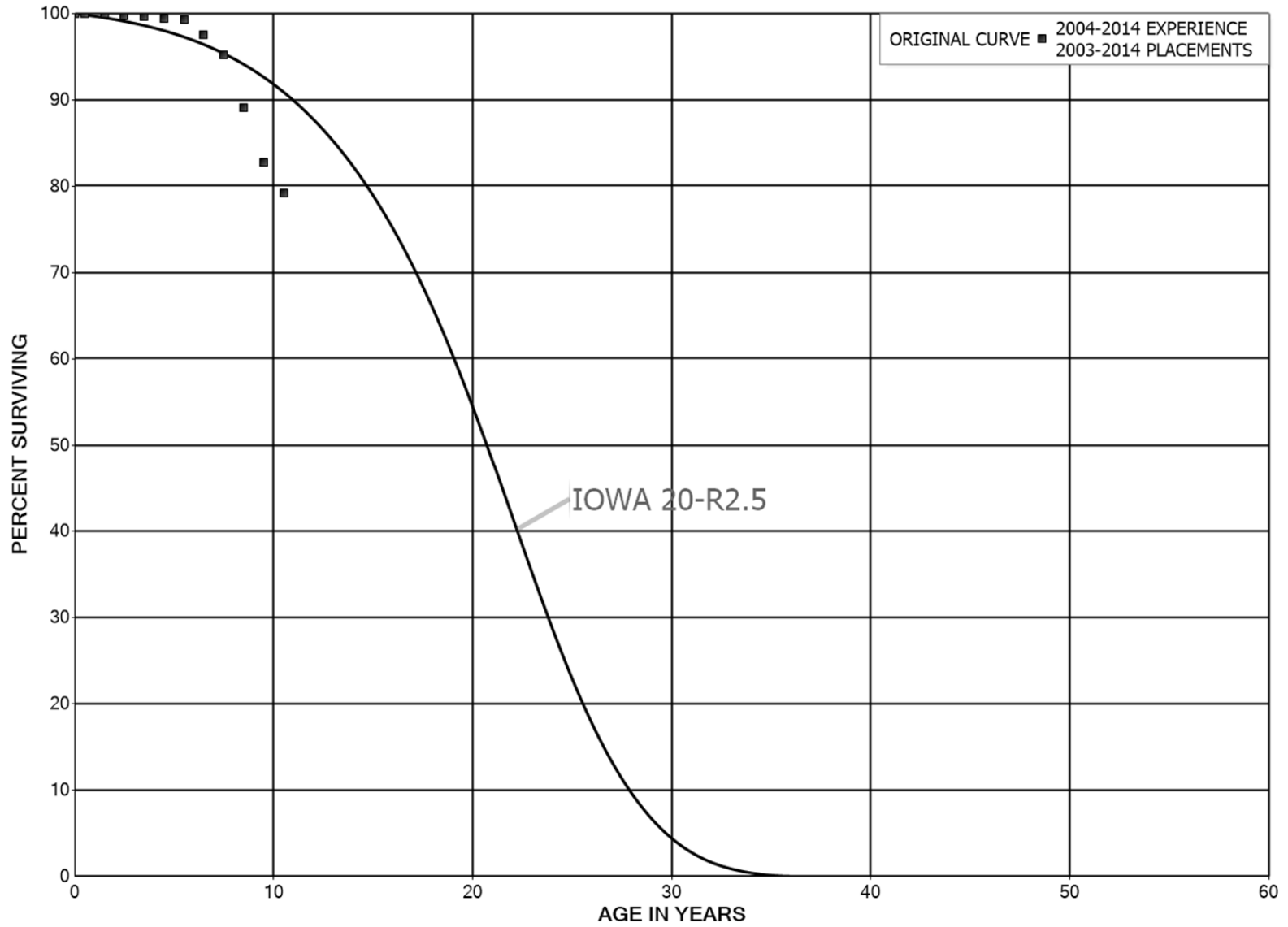
FLORIDA POWER AND LIGHT COMPANY

ACCOUNT 370 METERS

ORIGINAL LIFE TABLE, CONT.

PLACEMENT BAND 1941-2014			EXPERIENCE BAND 1941-2014		
AGE AT BEGIN OF INTERVAL	EXPOSURES AT BEGINNING OF AGE INTERVAL	RETIREMENTS DURING AGE INTERVAL	RETMT RATIO	SURV RATIO	PCT SURV BEGIN OF INTERVAL
39.5	24,486,359	1,085,354	0.0443	0.9557	50.69
40.5	18,985,072	754,656	0.0397	0.9603	48.44
41.5	15,240,133	659,605	0.0433	0.9567	46.52
42.5	11,838,521	618,627	0.0523	0.9477	44.50
43.5	10,065,881	1,038,490	0.1032	0.8968	42.18
44.5	7,429,393	974,209	0.1311	0.8689	37.83
45.5	5,423,444	620,630	0.1144	0.8856	32.87
46.5	4,421,380	592,622	0.1340	0.8660	29.11
47.5	3,453,833	466,728	0.1351	0.8649	25.20
48.5	2,663,498	337,310	0.1266	0.8734	21.80
49.5	1,933,109	394,061	0.2038	0.7962	19.04
50.5	1,230,428	332,023	0.2698	0.7302	15.16
51.5	641,697	279,988	0.4363	0.5637	11.07
52.5	280,423	53,196	0.1897	0.8103	6.24
53.5	89,697	47,312	0.5275	0.4725	5.05
54.5	42,385	22,790	0.5377	0.4623	2.39
55.5	19,595	4,214	0.2151	0.7849	1.10
56.5	15,380	15,267	0.9926	0.0074	0.87
57.5	114		0.0000	1.0000	0.01
58.5	114		0.0000	1.0000	0.01
59.5	114		0.0000	1.0000	0.01
60.5	114		0.0000	1.0000	0.01
61.5	114		0.0000	1.0000	0.01
62.5	114		0.0000	1.0000	0.01
63.5	114		0.0000	1.0000	0.01
64.5	114		0.0000	1.0000	0.01
65.5	114		0.0000	1.0000	0.01
66.5					0.01

FLORIDA POWER AND LIGHT COMPANY
ACCOUNT 370.1 METERS - AMI
ORIGINAL AND SMOOTH SURVIVOR CURVES



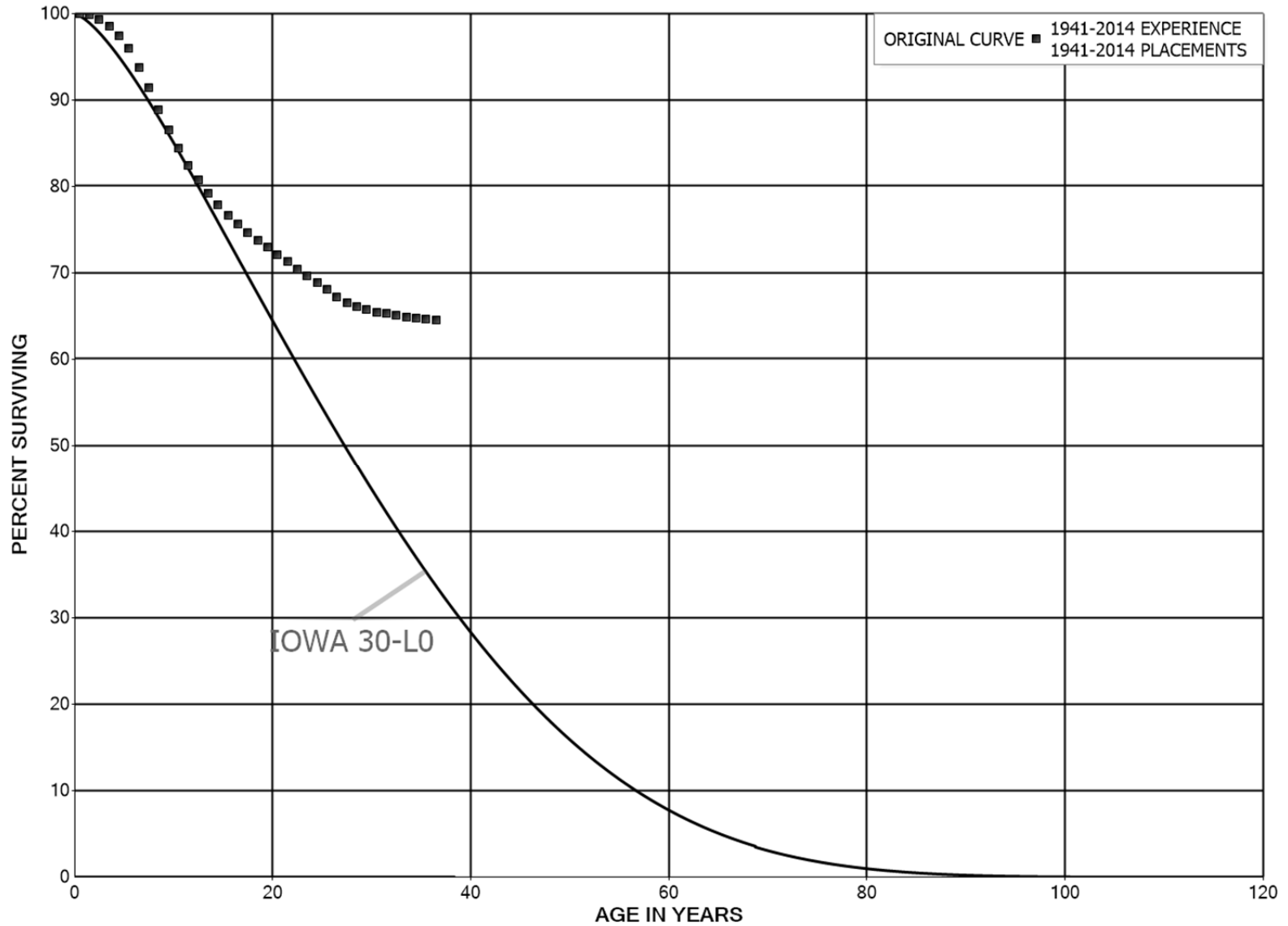
FLORIDA POWER AND LIGHT COMPANY

ACCOUNT 370.1 METERS - AMI

ORIGINAL LIFE TABLE

PLACEMENT BAND 2003-2014			EXPERIENCE BAND 2004-2014		
AGE AT BEGIN OF INTERVAL	EXPOSURES AT BEGINNING OF AGE INTERVAL	RETIREMENTS DURING AGE INTERVAL	RETMT RATIO	SURV RATIO	PCT SURV BEGIN OF INTERVAL
0.0	631,448,906	188,442	0.0003	0.9997	100.00
0.5	586,677,888	82,828	0.0001	0.9999	99.97
1.5	567,445,687	1,244,576	0.0022	0.9978	99.96
2.5	530,119,180	755,539	0.0014	0.9986	99.74
3.5	152,058,237	239,638	0.0016	0.9984	99.59
4.5	150,215,242	287,005	0.0019	0.9981	99.44
5.5	6,787,536	120,894	0.0178	0.9822	99.25
6.5	3,108,871	74,106	0.0238	0.9762	97.48
7.5	3,032,576	195,156	0.0644	0.9356	95.16
8.5	2,837,420	202,344	0.0713	0.9287	89.03
9.5	2,635,076	111,000	0.0421	0.9579	82.68
10.5	57,502		0.0000	1.0000	79.20
11.5					79.20

FLORIDA POWER AND LIGHT COMPANY
ACCOUNT 371 INSTALLATIONS ON CUSTOMERS' PREMISES
ORIGINAL AND SMOOTH SURVIVOR CURVES



FLORIDA POWER AND LIGHT COMPANY

ACCOUNT 371 INSTALLATIONS ON CUSTOMERS' PREMISES

ORIGINAL LIFE TABLE

PLACEMENT BAND 1941-2014			EXPERIENCE BAND 1941-2014		
AGE AT BEGIN OF INTERVAL	EXPOSURES AT BEGINNING OF AGE INTERVAL	RETIREMENTS DURING AGE INTERVAL	RETMT RATIO	SURV RATIO	PCT SURV BEGIN OF INTERVAL
0.0	97,868,174	39,979	0.0004	0.9996	100.00
0.5	95,193,966	134,864	0.0014	0.9986	99.96
1.5	92,591,748	445,885	0.0048	0.9952	99.82
2.5	88,382,587	748,219	0.0085	0.9915	99.34
3.5	85,528,418	973,914	0.0114	0.9886	98.50
4.5	82,624,877	1,201,338	0.0145	0.9855	97.37
5.5	79,754,454	1,866,783	0.0234	0.9766	95.96
6.5	76,709,672	1,931,640	0.0252	0.9748	93.71
7.5	72,922,131	2,008,714	0.0275	0.9725	91.35
8.5	69,141,682	1,802,057	0.0261	0.9739	88.84
9.5	65,214,815	1,592,887	0.0244	0.9756	86.52
10.5	61,775,566	1,489,242	0.0241	0.9759	84.41
11.5	58,003,957	1,190,639	0.0205	0.9795	82.37
12.5	54,806,528	1,044,434	0.0191	0.9809	80.68
13.5	51,481,325	874,295	0.0170	0.9830	79.14
14.5	48,189,912	721,695	0.0150	0.9850	77.80
15.5	45,253,619	631,157	0.0139	0.9861	76.64
16.5	42,310,764	542,058	0.0128	0.9872	75.57
17.5	39,237,573	477,333	0.0122	0.9878	74.60
18.5	36,259,804	379,481	0.0105	0.9895	73.69
19.5	33,233,188	368,698	0.0111	0.9889	72.92
20.5	30,123,239	338,808	0.0112	0.9888	72.11
21.5	27,127,248	328,996	0.0121	0.9879	71.30
22.5	24,524,349	267,046	0.0109	0.9891	70.43
23.5	22,224,558	259,179	0.0117	0.9883	69.67
24.5	18,581,838	225,696	0.0121	0.9879	68.86
25.5	13,814,217	165,684	0.0120	0.9880	68.02
26.5	10,191,197	99,226	0.0097	0.9903	67.20
27.5	7,287,382	48,954	0.0067	0.9933	66.55
28.5	6,031,205	34,793	0.0058	0.9942	66.10
29.5	5,168,599	23,582	0.0046	0.9954	65.72
30.5	4,280,428	11,637	0.0027	0.9973	65.42
31.5	3,605,545	10,444	0.0029	0.9971	65.24
32.5	3,066,640	11,600	0.0038	0.9962	65.05
33.5	2,517,995	3,037	0.0012	0.9988	64.81
34.5	1,898,537	3,856	0.0020	0.9980	64.73
35.5	1,204,240	2,092	0.0017	0.9983	64.60
36.5	975,395	1,238	0.0013	0.9987	64.49
37.5	825,188	1,311	0.0016	0.9984	64.40
38.5	573,291	825	0.0014	0.9986	64.30

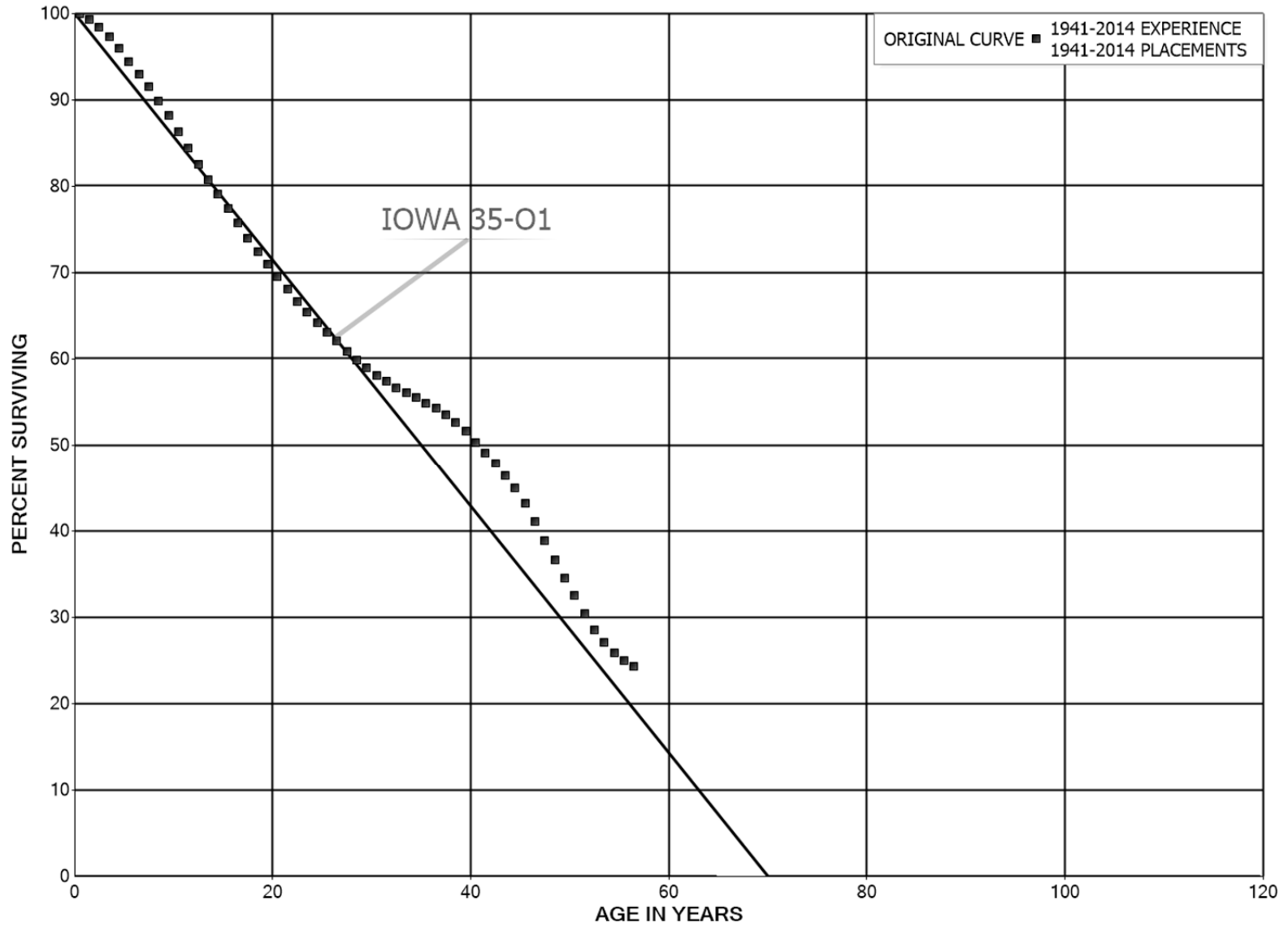
FLORIDA POWER AND LIGHT COMPANY

ACCOUNT 371 INSTALLATIONS ON CUSTOMERS' PREMISES

ORIGINAL LIFE TABLE, CONT.

PLACEMENT BAND 1941-2014			EXPERIENCE BAND 1941-2014			
AGE AT BEGIN OF INTERVAL	EXPOSURES AT BEGINNING OF AGE INTERVAL	RETIREMENTS DURING AGE INTERVAL	RETMT RATIO	SURV RATIO	PCT SURV BEGIN OF INTERVAL	
39.5	391,556	81	0.0002	0.9998	64.21	
40.5	254,141	259	0.0010	0.9990	64.20	
41.5	134,640	15	0.0001	0.9999	64.13	
42.5	55,004	25	0.0004	0.9996	64.12	
43.5	17,003	21	0.0012	0.9988	64.09	
44.5	2,977	169	0.0569	0.9431	64.02	
45.5	2,808		0.0000	1.0000	60.37	
46.5	2,803	6	0.0023	0.9977	60.37	
47.5	2,802	143	0.0510	0.9490	60.24	
48.5	2,623		0.0000	1.0000	57.16	
49.5	2,641	87	0.0329	0.9671	57.16	
50.5	2,554	37	0.0145	0.9855	55.29	
51.5	2,552		0.0000	1.0000	54.48	
52.5	1,527		0.0000	1.0000	54.48	
53.5	1,527		0.0000	1.0000	54.48	
54.5	1,527	201	0.1316	0.8684	54.48	
55.5	1,326	3	0.0026	0.9974	47.32	
56.5	969		0.0000	1.0000	47.19	
57.5	509	14	0.0271	0.9729	47.19	
58.5	496	201	0.4056	0.5944	45.92	
59.5	295		0.0000	1.0000	27.29	
60.5	295	1	0.0026	0.9974	27.29	
61.5	292		0.0000	1.0000	27.22	
62.5	292	1	0.0027	0.9973	27.22	
63.5	263		0.0000	1.0000	27.15	
64.5	263	1	0.0030	0.9970	27.15	
65.5	263	1	0.0053	0.9947	27.06	
66.5	261	2	0.0060	0.9940	26.92	
67.5	260	1	0.0031	0.9969	26.76	
68.5	259	2	0.0061	0.9939	26.68	
69.5	256		0.0000	1.0000	26.52	
70.5	256		0.0000	1.0000	26.52	
71.5	256		0.0000	1.0000	26.52	
72.5	256		0.0000	1.0000	26.52	
73.5					26.52	

FLORIDA POWER AND LIGHT COMPANY
ACCOUNT 373 STREET LIGHTING AND SIGNAL SYSTEMS
ORIGINAL AND SMOOTH SURVIVOR CURVES



FLORIDA POWER AND LIGHT COMPANY

ACCOUNT 373 STREET LIGHTING AND SIGNAL SYSTEMS

ORIGINAL LIFE TABLE

PLACEMENT BAND 1941-2014			EXPERIENCE BAND 1941-2014		
AGE AT BEGIN OF INTERVAL	EXPOSURES AT BEGINNING OF AGE INTERVAL	RETIREMENTS DURING AGE INTERVAL	RETMT RATIO	SURV RATIO	PCT SURV BEGIN OF INTERVAL
0.0	580,202,967	613,532	0.0011	0.9989	100.00
0.5	563,952,951	3,285,555	0.0058	0.9942	99.89
1.5	546,299,879	4,791,607	0.0088	0.9912	99.31
2.5	527,622,989	6,240,920	0.0118	0.9882	98.44
3.5	502,779,978	6,997,802	0.0139	0.9861	97.28
4.5	479,051,644	7,434,664	0.0155	0.9845	95.92
5.5	456,276,767	6,902,807	0.0151	0.9849	94.43
6.5	437,826,806	7,259,320	0.0166	0.9834	93.01
7.5	399,370,394	6,933,491	0.0174	0.9826	91.46
8.5	366,754,115	6,940,998	0.0189	0.9811	89.88
9.5	336,897,988	7,206,384	0.0214	0.9786	88.17
10.5	312,727,175	6,842,971	0.0219	0.9781	86.29
11.5	288,660,816	6,296,615	0.0218	0.9782	84.40
12.5	267,943,120	5,878,788	0.0219	0.9781	82.56
13.5	249,828,406	5,266,592	0.0211	0.9789	80.75
14.5	232,216,678	4,895,640	0.0211	0.9789	79.05
15.5	216,561,560	4,634,202	0.0214	0.9786	77.38
16.5	200,075,510	4,545,156	0.0227	0.9773	75.72
17.5	183,907,973	3,970,296	0.0216	0.9784	74.00
18.5	169,665,620	3,456,665	0.0204	0.9796	72.41
19.5	156,969,542	3,212,094	0.0205	0.9795	70.93
20.5	146,028,118	2,973,717	0.0204	0.9796	69.48
21.5	134,152,311	2,918,925	0.0218	0.9782	68.06
22.5	124,262,569	2,299,767	0.0185	0.9815	66.58
23.5	113,781,375	1,954,000	0.0172	0.9828	65.35
24.5	101,804,322	1,771,029	0.0174	0.9826	64.23
25.5	90,703,792	1,546,873	0.0171	0.9829	63.11
26.5	82,374,371	1,532,842	0.0186	0.9814	62.03
27.5	74,976,384	1,300,540	0.0173	0.9827	60.88
28.5	68,086,386	1,014,944	0.0149	0.9851	59.82
29.5	60,881,838	885,145	0.0145	0.9855	58.93
30.5	53,933,703	683,265	0.0127	0.9873	58.08
31.5	48,041,944	580,312	0.0121	0.9879	57.34
32.5	44,353,688	466,307	0.0105	0.9895	56.65
33.5	40,288,766	390,639	0.0097	0.9903	56.05
34.5	32,840,960	367,783	0.0112	0.9888	55.51
35.5	27,445,772	326,966	0.0119	0.9881	54.89
36.5	24,249,359	325,484	0.0134	0.9866	54.23
37.5	21,218,937	345,941	0.0163	0.9837	53.51
38.5	18,036,266	347,049	0.0192	0.9808	52.63

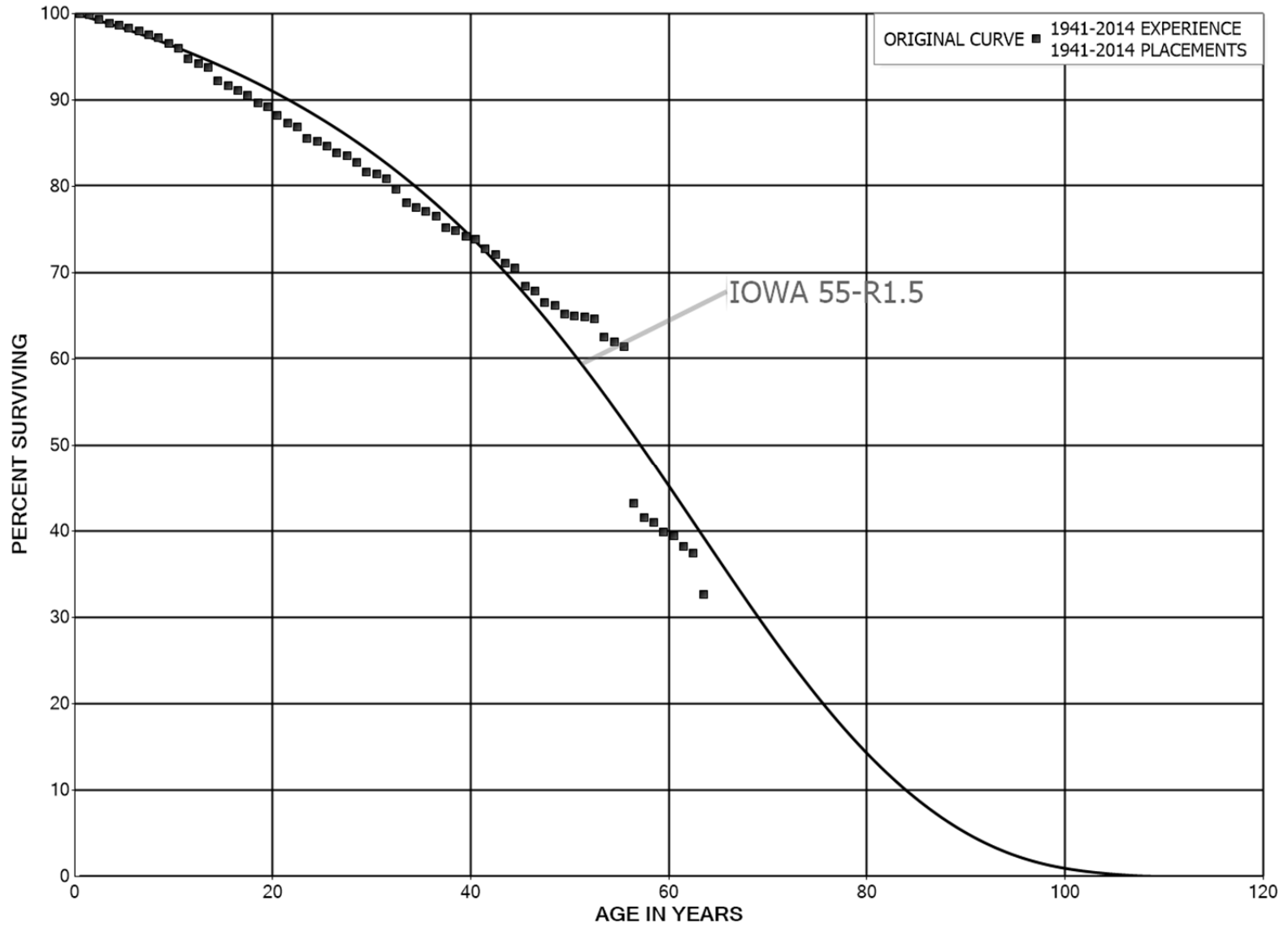
FLORIDA POWER AND LIGHT COMPANY

ACCOUNT 373 STREET LIGHTING AND SIGNAL SYSTEMS

ORIGINAL LIFE TABLE, CONT.

PLACEMENT BAND 1941-2014			EXPERIENCE BAND 1941-2014			
AGE AT BEGIN OF INTERVAL	EXPOSURES AT BEGINNING OF AGE INTERVAL	RETIREMENTS DURING AGE INTERVAL	RETMT RATIO	SURV RATIO	PCT SURV BEGIN OF INTERVAL	
39.5	14,497,353	374,353	0.0258	0.9742	51.62	
40.5	12,408,170	292,010	0.0235	0.9765	50.29	
41.5	10,110,372	271,495	0.0269	0.9731	49.10	
42.5	8,090,962	237,991	0.0294	0.9706	47.79	
43.5	6,671,063	204,424	0.0306	0.9694	46.38	
44.5	4,605,522	184,985	0.0402	0.9598	44.96	
45.5	3,598,674	173,575	0.0482	0.9518	43.15	
46.5	2,906,498	157,857	0.0543	0.9457	41.07	
47.5	2,328,069	132,862	0.0571	0.9429	38.84	
48.5	1,913,520	112,200	0.0586	0.9414	36.62	
49.5	1,592,558	91,837	0.0577	0.9423	34.48	
50.5	1,307,345	85,266	0.0652	0.9348	32.49	
51.5	1,054,565	64,853	0.0615	0.9385	30.37	
52.5	871,665	44,923	0.0515	0.9485	28.50	
53.5	751,395	31,803	0.0423	0.9577	27.03	
54.5	637,399	22,613	0.0355	0.9645	25.89	
55.5	499,684	12,679	0.0254	0.9746	24.97	
56.5	400,812	7,346	0.0183	0.9817	24.34	
57.5	316,686	6,224	0.0197	0.9803	23.89	
58.5	254,255	7,351	0.0289	0.9711	23.42	
59.5	191,951	6,354	0.0331	0.9669	22.74	
60.5	153,050	5,226	0.0341	0.9659	21.99	
61.5	120,976	3,315	0.0274	0.9726	21.24	
62.5	97,863	3,239	0.0331	0.9669	20.66	
63.5	66,137	2,226	0.0337	0.9663	19.97	
64.5	51,086	1,999	0.0391	0.9609	19.30	
65.5	39,660	1,220	0.0308	0.9692	18.55	
66.5	35,782	242	0.0068	0.9932	17.98	
67.5	30,977	213	0.0069	0.9931	17.85	
68.5	29,134	1,497	0.0514	0.9486	17.73	
69.5	27,367	240	0.0088	0.9912	16.82	
70.5	27,126	363	0.0134	0.9866	16.67	
71.5	26,262	31	0.0012	0.9988	16.45	
72.5	24,497	341	0.0139	0.9861	16.43	
73.5					16.20	

FLORIDA POWER AND LIGHT COMPANY
ACCOUNT 390 STRUCTURES AND IMPROVEMENTS
ORIGINAL AND SMOOTH SURVIVOR CURVES



FLORIDA POWER AND LIGHT COMPANY

ACCOUNT 390 STRUCTURES AND IMPROVEMENTS

ORIGINAL LIFE TABLE

PLACEMENT BAND 1941-2014			EXPERIENCE BAND 1941-2014		
AGE AT BEGIN OF INTERVAL	EXPOSURES AT BEGINNING OF AGE INTERVAL	RETIREMENTS DURING AGE INTERVAL	RETMT RATIO	SURV RATIO	PCT SURV BEGIN OF INTERVAL
0.0	386,535,566	73,882	0.0002	0.9998	100.00
0.5	357,237,936	688,477	0.0019	0.9981	99.98
1.5	347,051,243	1,608,417	0.0046	0.9954	99.79
2.5	334,769,674	1,571,200	0.0047	0.9953	99.33
3.5	311,678,813	882,204	0.0028	0.9972	98.86
4.5	277,603,151	906,589	0.0033	0.9967	98.58
5.5	274,373,165	872,737	0.0032	0.9968	98.26
6.5	268,355,304	1,069,918	0.0040	0.9960	97.95
7.5	279,016,161	1,198,112	0.0043	0.9957	97.55
8.5	277,817,684	1,693,383	0.0061	0.9939	97.14
9.5	289,091,798	1,882,459	0.0065	0.9935	96.54
10.5	293,373,347	3,665,533	0.0125	0.9875	95.92
11.5	287,286,485	1,660,474	0.0058	0.9942	94.72
12.5	286,808,034	1,385,128	0.0048	0.9952	94.17
13.5	283,264,406	4,510,050	0.0159	0.9841	93.71
14.5	267,045,866	1,756,558	0.0066	0.9934	92.22
15.5	252,947,694	1,540,058	0.0061	0.9939	91.62
16.5	269,485,881	1,766,635	0.0066	0.9934	91.06
17.5	262,486,442	2,587,089	0.0099	0.9901	90.46
18.5	245,654,188	1,195,385	0.0049	0.9951	89.57
19.5	238,925,758	2,559,415	0.0107	0.9893	89.13
20.5	221,531,491	2,342,248	0.0106	0.9894	88.18
21.5	208,408,489	1,096,590	0.0053	0.9947	87.25
22.5	174,352,327	2,607,486	0.0150	0.9850	86.79
23.5	175,261,497	627,321	0.0036	0.9964	85.49
24.5	164,256,832	1,033,296	0.0063	0.9937	85.18
25.5	136,386,628	1,229,041	0.0090	0.9910	84.65
26.5	131,844,569	628,853	0.0048	0.9952	83.88
27.5	124,165,033	1,070,579	0.0086	0.9914	83.48
28.5	95,107,172	1,292,355	0.0136	0.9864	82.76
29.5	89,156,581	254,332	0.0029	0.9971	81.64
30.5	81,975,906	558,659	0.0068	0.9932	81.41
31.5	79,798,593	1,239,193	0.0155	0.9845	80.85
32.5	59,757,610	1,186,834	0.0199	0.9801	79.60
33.5	60,329,116	395,828	0.0066	0.9934	78.02
34.5	58,680,133	323,502	0.0055	0.9945	77.50
35.5	55,529,094	374,972	0.0068	0.9932	77.08
36.5	23,034,239	418,975	0.0182	0.9818	76.56
37.5	22,112,012	111,682	0.0051	0.9949	75.16
38.5	19,401,157	167,261	0.0086	0.9914	74.78

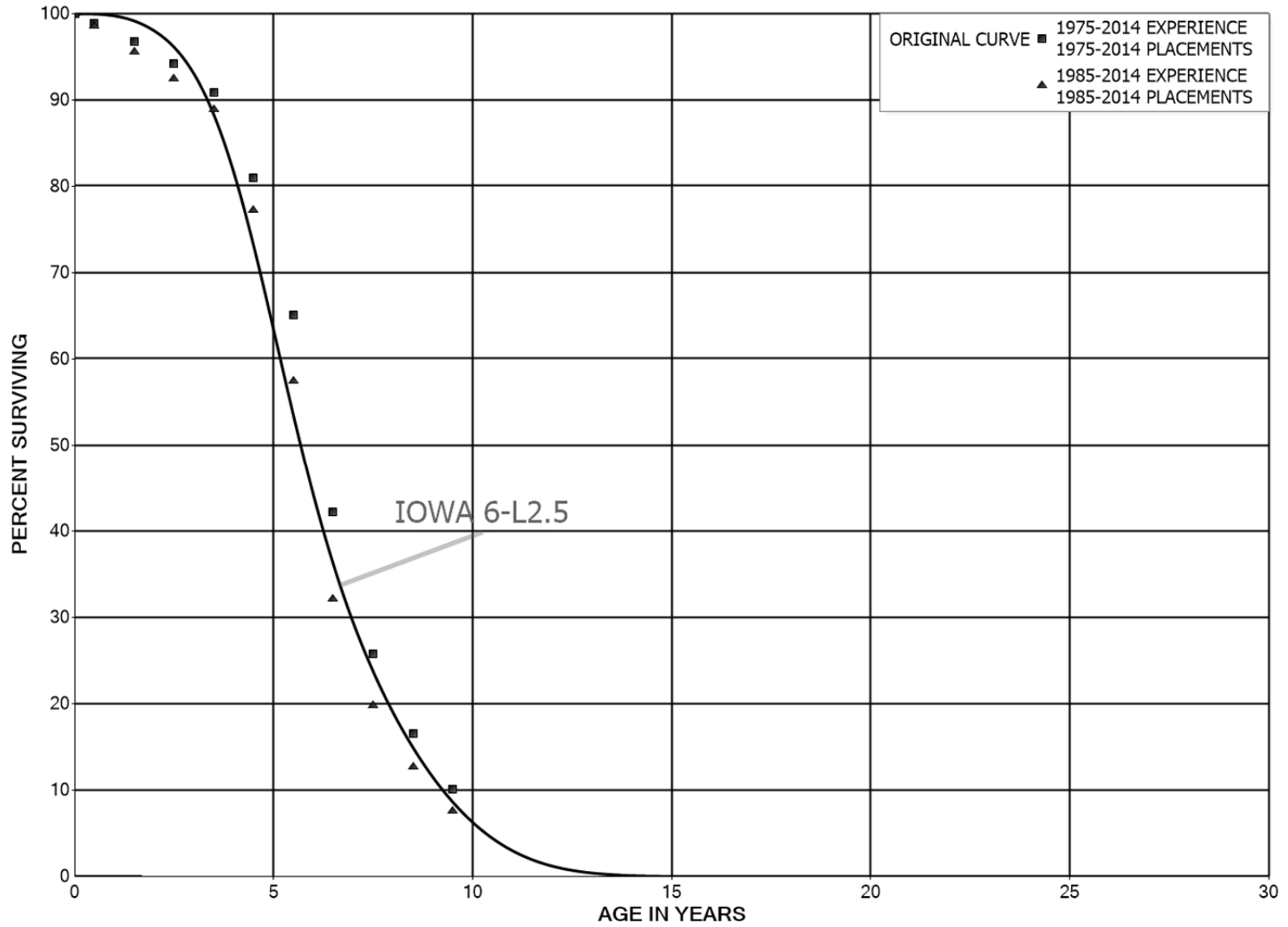
FLORIDA POWER AND LIGHT COMPANY

ACCOUNT 390 STRUCTURES AND IMPROVEMENTS

ORIGINAL LIFE TABLE, CONT.

PLACEMENT BAND 1941-2014			EXPERIENCE BAND 1941-2014		
AGE AT BEGIN OF INTERVAL	EXPOSURES AT BEGINNING OF AGE INTERVAL	RETIREMENTS DURING AGE INTERVAL	RETMT RATIO	SURV RATIO	PCT SURV BEGIN OF INTERVAL
39.5	16,162,237	75,822	0.0047	0.9953	74.14
40.5	13,529,979	187,056	0.0138	0.9862	73.79
41.5	12,054,482	112,371	0.0093	0.9907	72.77
42.5	9,849,734	145,736	0.0148	0.9852	72.09
43.5	8,922,216	64,959	0.0073	0.9927	71.03
44.5	7,570,399	222,312	0.0294	0.9706	70.51
45.5	7,271,128	67,785	0.0093	0.9907	68.44
46.5	6,922,625	127,020	0.0183	0.9817	67.80
47.5	6,580,495	41,204	0.0063	0.9937	66.56
48.5	6,356,112	91,557	0.0144	0.9856	66.14
49.5	3,027,593	10,160	0.0034	0.9966	65.19
50.5	2,968,158	7,047	0.0024	0.9976	64.97
51.5	2,805,791	6,659	0.0024	0.9976	64.81
52.5	2,636,597	90,027	0.0341	0.9659	64.66
53.5	2,509,691	21,411	0.0085	0.9915	62.45
54.5	2,180,578	19,765	0.0091	0.9909	61.92
55.5	1,297,714	384,629	0.2964	0.7036	61.36
56.5	777,547	29,237	0.0376	0.9624	43.17
57.5	664,273	9,694	0.0146	0.9854	41.55
58.5	554,407	15,515	0.0280	0.9720	40.94
59.5	461,051	4,640	0.0101	0.9899	39.80
60.5	320,192	10,162	0.0317	0.9683	39.40
61.5	286,341	5,592	0.0195	0.9805	38.15
62.5	232,528	30,092	0.1294	0.8706	37.40
63.5	42,716	918	0.0215	0.9785	32.56
64.5	31,023	1,447	0.0466	0.9534	31.86
65.5	22,209	144	0.0065	0.9935	30.37
66.5	16,018		0.0000	1.0000	30.18
67.5	14,902		0.0000	1.0000	30.18
68.5	14,611	84	0.0058	0.9942	30.18
69.5	14,332	3,389	0.2365	0.7635	30.00
70.5	10,283		0.0000	1.0000	22.91
71.5	10,283		0.0000	1.0000	22.91
72.5	3,112		0.0000	1.0000	22.91
73.5					22.91

FLORIDA POWER AND LIGHT COMPANY
ACCOUNT 392.1 AUTOMOBILES
ORIGINAL AND SMOOTH SURVIVOR CURVES



FLORIDA POWER AND LIGHT COMPANY

ACCOUNT 392.1 AUTOMOBILES

ORIGINAL LIFE TABLE

PLACEMENT BAND 1975-2014			EXPERIENCE BAND 1975-2014			
AGE AT BEGIN OF INTERVAL	EXPOSURES AT BEGINNING OF AGE INTERVAL	RETIREMENTS DURING AGE INTERVAL	RETMT RATIO	SURV RATIO	PCT SURV BEGIN OF INTERVAL	
0.0	15,701,195	175,789	0.0112	0.9888	100.00	
0.5	12,622,446	277,824	0.0220	0.9780	98.88	
1.5	11,476,189	296,383	0.0258	0.9742	96.70	
2.5	10,122,678	362,937	0.0359	0.9641	94.21	
3.5	9,641,639	1,044,488	0.1083	0.8917	90.83	
4.5	8,294,676	1,627,325	0.1962	0.8038	80.99	
5.5	6,634,418	2,333,001	0.3517	0.6483	65.10	
6.5	4,301,417	1,680,601	0.3907	0.6093	42.21	
7.5	2,664,093	952,488	0.3575	0.6425	25.72	
8.5	1,698,509	661,428	0.3894	0.6106	16.52	
9.5	978,826	391,986	0.4005	0.5995	10.09	
10.5	586,841	94,134	0.1604	0.8396	6.05	
11.5	499,245	3,623	0.0073	0.9927	5.08	
12.5	479,461	20,923	0.0436	0.9564	5.04	
13.5	426,149	34,760	0.0816	0.9184	4.82	
14.5	378,415		0.0000	1.0000	4.43	
15.5	340,313	7,940	0.0233	0.9767	4.43	
16.5	332,372	32,287	0.0971	0.9029	4.32	
17.5	300,085	39,737	0.1324	0.8676	3.90	
18.5	238,973		0.0000	1.0000	3.39	
19.5	206,466		0.0000	1.0000	3.39	
20.5	206,466	55,660	0.2696	0.7304	3.39	
21.5	150,807		0.0000	1.0000	2.47	
22.5	150,807	46,289	0.3069	0.6931	2.47	
23.5	97,980	65,672	0.6703	0.3297	1.71	
24.5	32,307	16,105	0.4985	0.5015	0.57	
25.5	16,202	16,202	1.0000		0.28	
26.5						

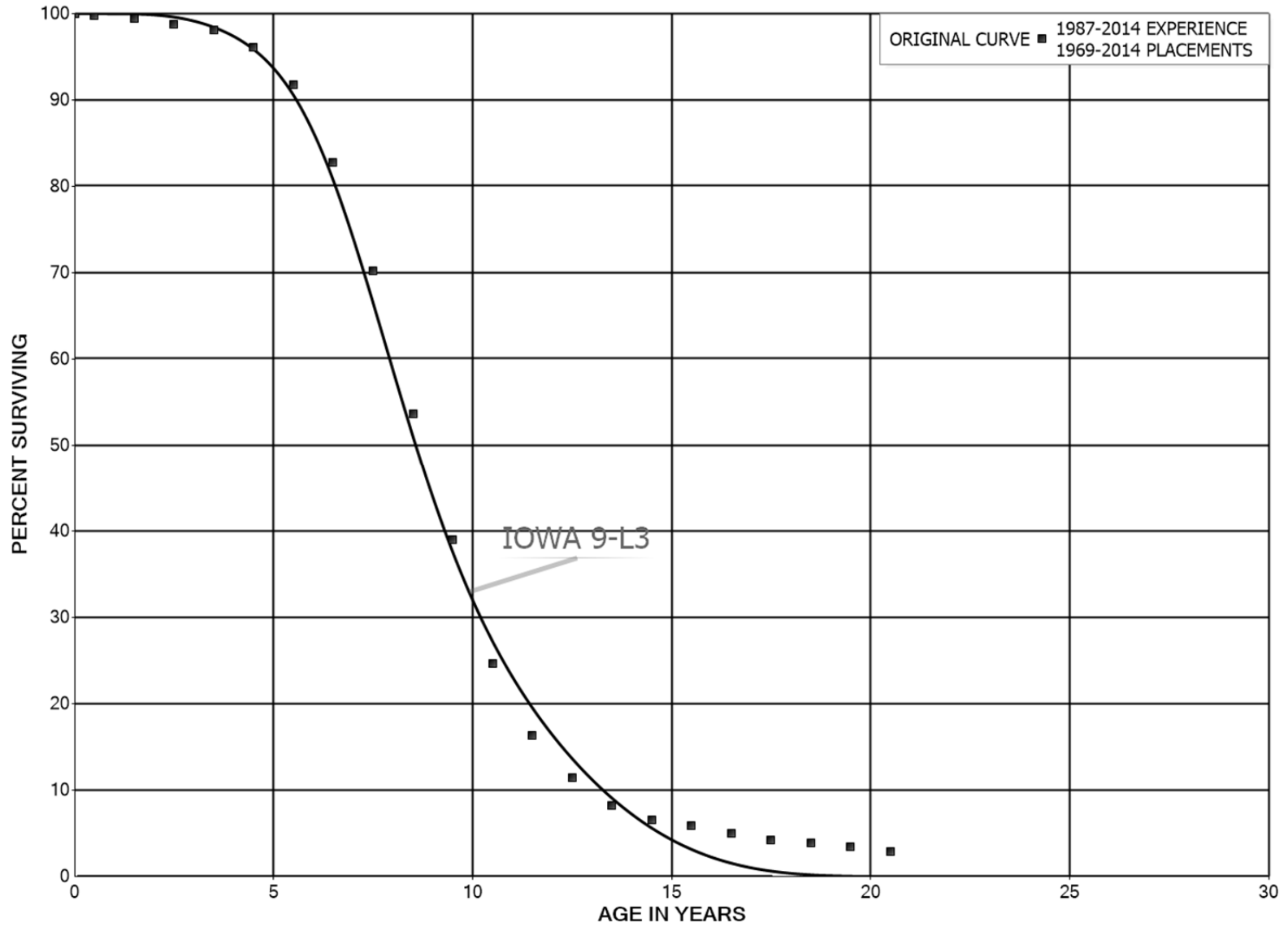
FLORIDA POWER AND LIGHT COMPANY

ACCOUNT 392.1 AUTOMOBILES

ORIGINAL LIFE TABLE

PLACEMENT BAND 1985-2014			EXPERIENCE BAND 1985-2014			
AGE AT BEGIN OF INTERVAL	EXPOSURES AT BEGINNING OF AGE INTERVAL	RETIREMENTS DURING AGE INTERVAL	RETMT RATIO	SURV RATIO	PCT SURV BEGIN OF INTERVAL	
0.0	12,034,838	175,789	0.0146	0.9854	100.00	
0.5	8,956,089	277,824	0.0310	0.9690	98.54	
1.5	7,802,706	253,575	0.0325	0.9675	95.48	
2.5	6,499,793	247,627	0.0381	0.9619	92.38	
3.5	6,134,064	803,932	0.1311	0.8689	88.86	
4.5	5,020,256	1,292,036	0.2574	0.7426	77.21	
5.5	3,704,278	1,630,252	0.4401	0.5599	57.34	
6.5	2,074,026	801,968	0.3867	0.6133	32.11	
7.5	1,272,283	456,369	0.3587	0.6413	19.69	
8.5	802,819	325,330	0.4052	0.5948	12.63	
9.5	457,266	244,561	0.5348	0.4652	7.51	
10.5	212,706	64,080	0.3013	0.6987	3.49	
11.5	148,626		0.0000	1.0000	2.44	
12.5	132,466		0.0000	1.0000	2.44	
13.5	100,076	20,597	0.2058	0.7942	2.44	
14.5	66,505		0.0000	1.0000	1.94	
15.5	66,505		0.0000	1.0000	1.94	
16.5	66,505	32,287	0.4855	0.5145	1.94	
17.5	34,217	17,517	0.5119	0.4881	1.00	
18.5					0.49	

FLORIDA POWER AND LIGHT COMPANY
ACCOUNT 392.2 LIGHT TRUCKS
ORIGINAL AND SMOOTH SURVIVOR CURVES



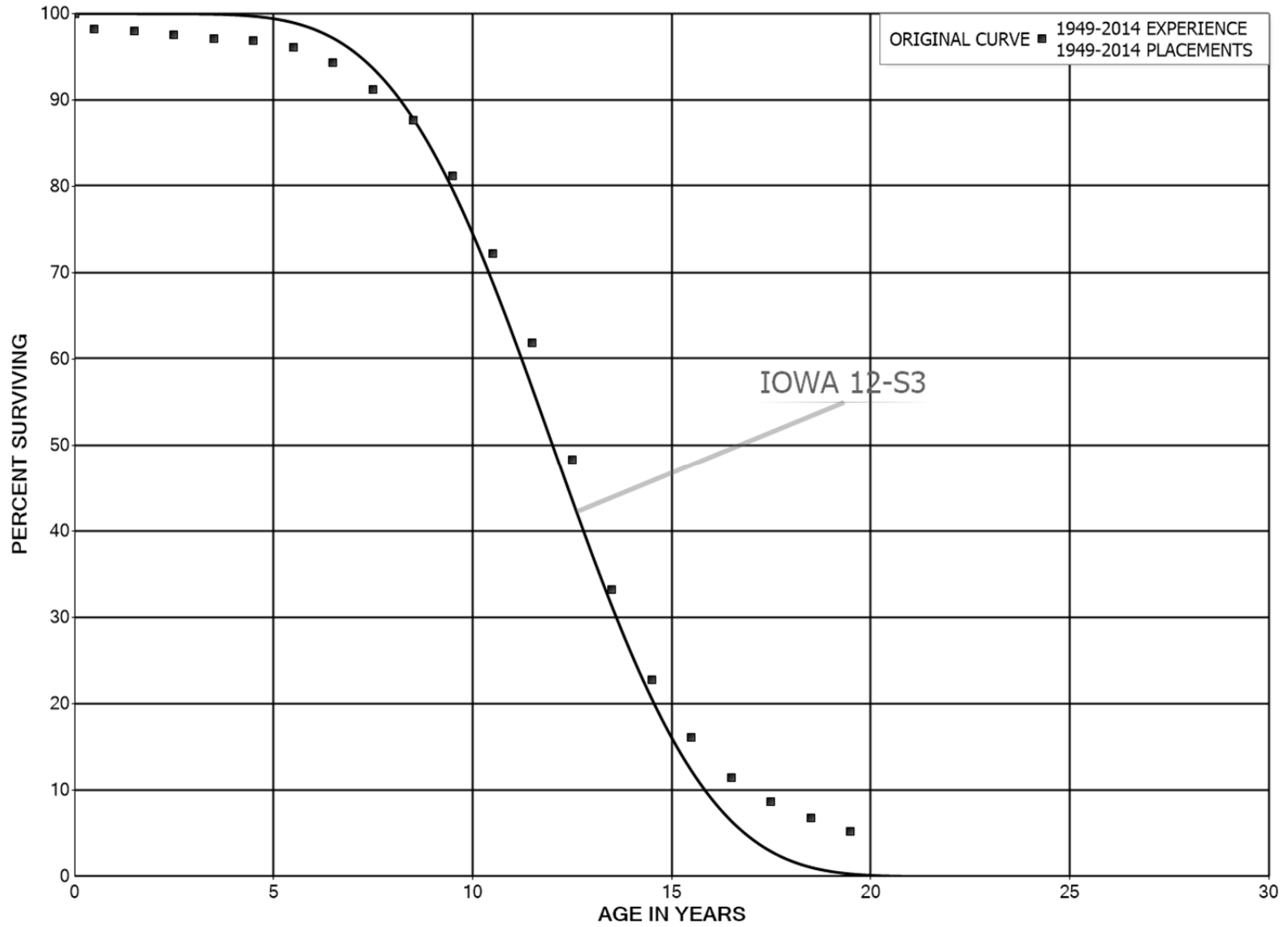
FLORIDA POWER AND LIGHT COMPANY

ACCOUNT 392.2 LIGHT TRUCKS

ORIGINAL LIFE TABLE

PLACEMENT BAND 1969-2014			EXPERIENCE BAND 1987-2014		
AGE AT BEGIN OF INTERVAL	EXPOSURES AT BEGINNING OF AGE INTERVAL	RETIREMENTS DURING AGE INTERVAL	RETMT RATIO	SURV RATIO	PCT SURV BEGIN OF INTERVAL
0.0	77,878,452	200,095	0.0026	0.9974	100.00
0.5	71,048,927	285,486	0.0040	0.9960	99.74
1.5	67,775,366	418,941	0.0062	0.9938	99.34
2.5	57,274,637	380,766	0.0066	0.9934	98.73
3.5	58,338,454	1,218,273	0.0209	0.9791	98.07
4.5	56,681,272	2,517,767	0.0444	0.9556	96.02
5.5	55,725,133	5,456,211	0.0979	0.9021	91.76
6.5	48,080,278	7,341,321	0.1527	0.8473	82.77
7.5	38,873,945	9,186,697	0.2363	0.7637	70.14
8.5	29,013,098	7,893,442	0.2721	0.7279	53.56
9.5	19,380,643	7,165,312	0.3697	0.6303	38.99
10.5	11,472,783	3,875,640	0.3378	0.6622	24.57
11.5	7,155,042	2,166,835	0.3028	0.6972	16.27
12.5	4,866,067	1,381,978	0.2840	0.7160	11.34
13.5	3,416,935	657,410	0.1924	0.8076	8.12
14.5	2,606,297	296,595	0.1138	0.8862	6.56
15.5	2,177,863	326,953	0.1501	0.8499	5.81
16.5	1,880,128	295,043	0.1569	0.8431	4.94
17.5	1,455,495	134,374	0.0923	0.9077	4.17
18.5	1,335,356	141,569	0.1060	0.8940	3.78
19.5	1,210,323	191,192	0.1580	0.8420	3.38
20.5	974,835	96,165	0.0986	0.9014	2.85
21.5	888,191	127,791	0.1439	0.8561	2.57
22.5	750,879	217,120	0.2892	0.7108	2.20
23.5	563,132	130,925	0.2325	0.7675	1.56
24.5	432,207	142,396	0.3295	0.6705	1.20
25.5	289,811	34,021	0.1174	0.8826	0.80
26.5	255,790	23,728	0.0928	0.9072	0.71
27.5	232,062	65,189	0.2809	0.7191	0.64
28.5	166,873	20,018	0.1200	0.8800	0.46
29.5	146,855	40,262	0.2742	0.7258	0.41
30.5	106,593	19,814	0.1859	0.8141	0.30
31.5	86,779	23,851	0.2749	0.7251	0.24
32.5	62,928		0.0000	1.0000	0.17
33.5	62,928	19,764	0.3141	0.6859	0.17
34.5	43,164	19,227	0.4454	0.5546	0.12
35.5	23,937	23,937	1.0000		0.07
36.5					

FLORIDA POWER AND LIGHT COMPANY
ACCOUNT 392.3 HEAVY TRUCKS
ORIGINAL AND SMOOTH SURVIVOR CURVES



FLORIDA POWER AND LIGHT COMPANY

ACCOUNT 392.3 HEAVY TRUCKS

ORIGINAL LIFE TABLE

PLACEMENT BAND 1949-2014			EXPERIENCE BAND 1949-2014		
AGE AT BEGIN OF INTERVAL	EXPOSURES AT BEGINNING OF AGE INTERVAL	RETIREMENTS DURING AGE INTERVAL	RETMT RATIO	SURV RATIO	PCT SURV BEGIN OF INTERVAL
0.0	361,613,171	6,767,084	0.0187	0.9813	100.00
0.5	345,302,835	468,469	0.0014	0.9986	98.13
1.5	350,007,097	1,814,735	0.0052	0.9948	98.00
2.5	313,395,187	1,221,675	0.0039	0.9961	97.49
3.5	313,511,093	1,038,879	0.0033	0.9967	97.11
4.5	313,950,527	2,284,732	0.0073	0.9927	96.79
5.5	318,199,813	6,040,805	0.0190	0.9810	96.08
6.5	308,814,247	10,266,958	0.0332	0.9668	94.26
7.5	292,108,925	11,097,883	0.0380	0.9620	91.12
8.5	286,215,625	21,340,998	0.0746	0.9254	87.66
9.5	249,747,992	27,533,309	0.1102	0.8898	81.13
10.5	213,702,906	30,682,273	0.1436	0.8564	72.18
11.5	166,770,823	36,446,098	0.2185	0.7815	61.82
12.5	126,014,804	39,348,158	0.3123	0.6877	48.31
13.5	82,619,130	26,044,820	0.3152	0.6848	33.22
14.5	50,883,738	14,861,473	0.2921	0.7079	22.75
15.5	34,070,617	9,946,160	0.2919	0.7081	16.11
16.5	21,626,475	5,231,914	0.2419	0.7581	11.40
17.5	15,821,034	3,529,399	0.2231	0.7769	8.65
18.5	11,370,521	2,671,750	0.2350	0.7650	6.72
19.5	8,545,123	1,306,484	0.1529	0.8471	5.14
20.5	6,225,591	1,431,020	0.2299	0.7701	4.35
21.5	4,302,747	483,299	0.1123	0.8877	3.35
22.5	3,964,391	336,944	0.0850	0.9150	2.98
23.5	3,135,608	403,945	0.1288	0.8712	2.72
24.5	2,495,553	489,581	0.1962	0.8038	2.37
25.5	1,747,617	7,177	0.0041	0.9959	1.91
26.5	1,752,872	321,228	0.1833	0.8167	1.90
27.5	1,423,324	191,752	0.1347	0.8653	1.55
28.5	1,177,724	215,431	0.1829	0.8171	1.34
29.5	962,294	189,933	0.1974	0.8026	1.10
30.5	803,757		0.0000	1.0000	0.88
31.5	893,158	194,141	0.2174	0.7826	0.88
32.5	699,017	110,467	0.1580	0.8420	0.69
33.5	619,945	142,553	0.2299	0.7701	0.58
34.5	357,262	160,198	0.4484	0.5516	0.45
35.5	197,064		0.0000	1.0000	0.25
36.5	197,064	22,654	0.1150	0.8850	0.25
37.5	174,410	109,904	0.6301	0.3699	0.22
38.5	8,959		0.0000	1.0000	0.08

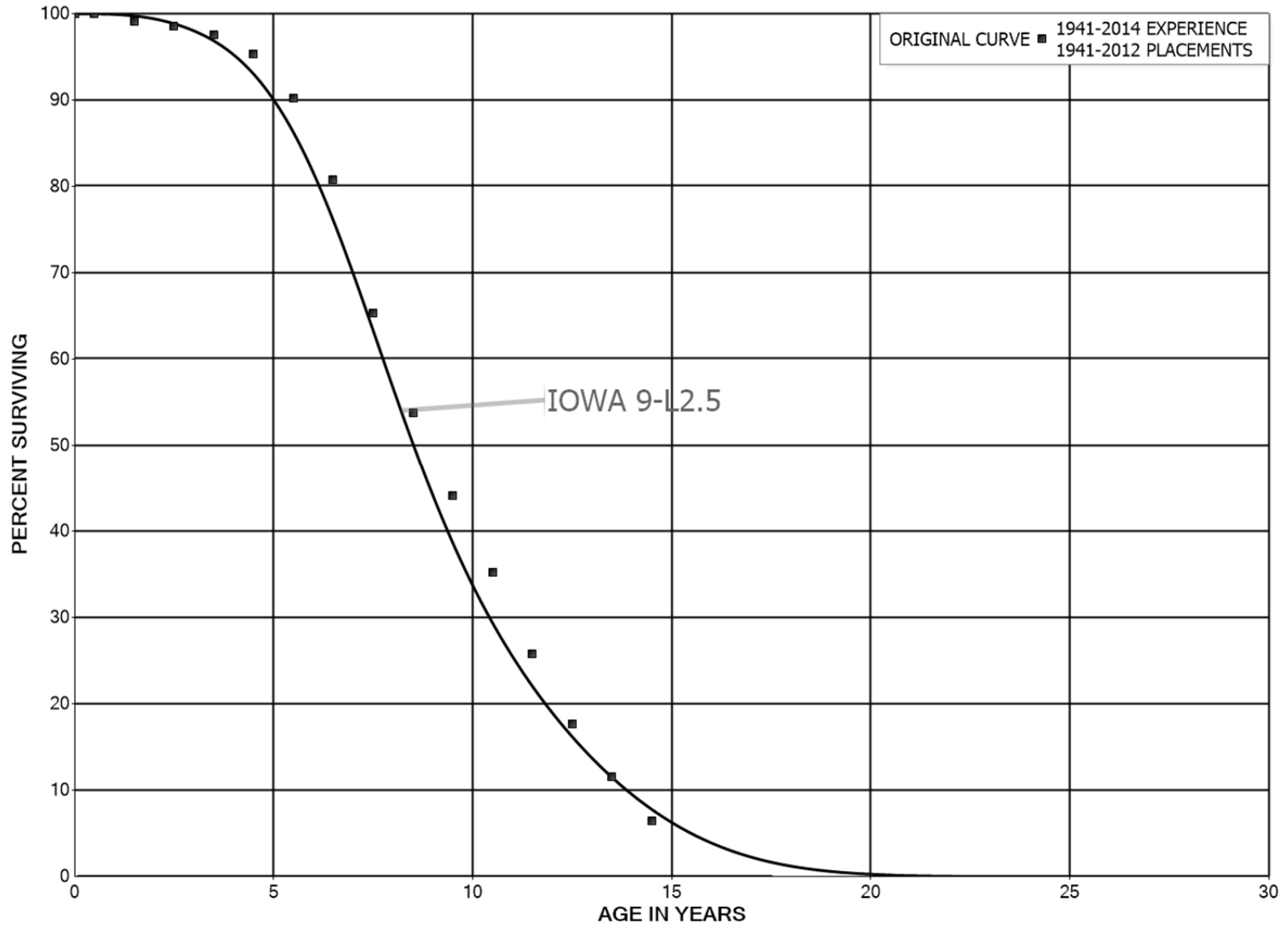
FLORIDA POWER AND LIGHT COMPANY

ACCOUNT 392.3 HEAVY TRUCKS

ORIGINAL LIFE TABLE, CONT.

PLACEMENT BAND 1949-2014			EXPERIENCE BAND 1949-2014		
AGE AT BEGIN OF INTERVAL	EXPOSURES AT BEGINNING OF AGE INTERVAL	RETIREMENTS DURING AGE INTERVAL	RETMT RATIO	SURV RATIO	PCT SURV BEGIN OF INTERVAL
39.5	8,959		0.0000	1.0000	0.08
40.5	8,959		0.0000	1.0000	0.08
41.5	8,959		0.0000	1.0000	0.08
42.5	8,959		0.0000	1.0000	0.08
43.5	8,959		0.0000	1.0000	0.08
44.5	8,959	600	0.0670	0.9330	0.08
45.5	8,359		0.0000	1.0000	0.08
46.5	8,359	8,359	1.0000		0.08
47.5					

FLORIDA POWER AND LIGHT COMPANY
ACCOUNT 392.4 TRACTOR TRAILERS
ORIGINAL AND SMOOTH SURVIVOR CURVES



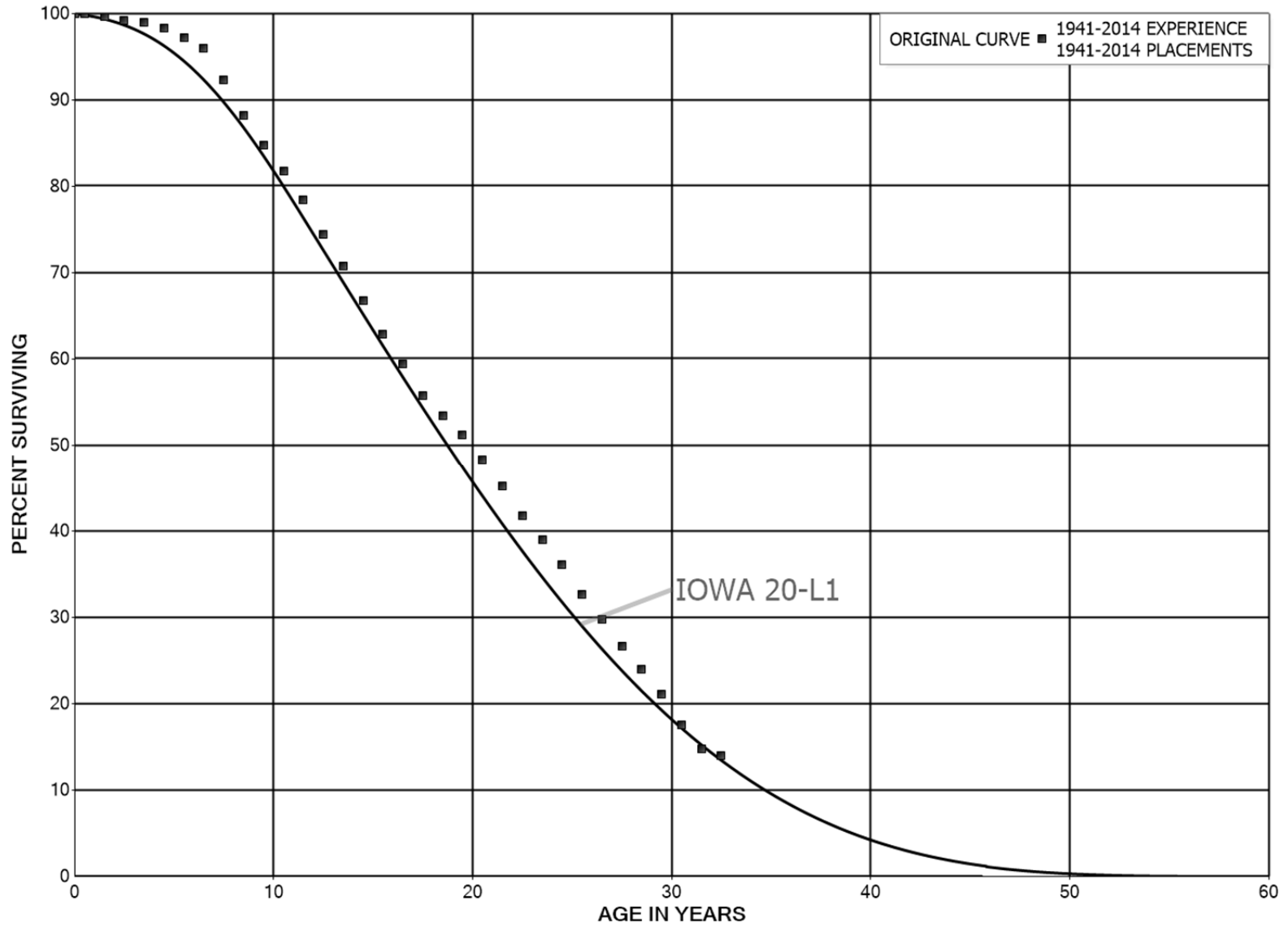
FLORIDA POWER AND LIGHT COMPANY

ACCOUNT 392.4 TRACTOR TRAILERS

ORIGINAL LIFE TABLE

PLACEMENT BAND 1941-2012			EXPERIENCE BAND 1941-2014		
AGE AT BEGIN OF INTERVAL	EXPOSURES AT BEGINNING OF AGE INTERVAL	RETIREMENTS DURING AGE INTERVAL	RETMT RATIO	SURV RATIO	PCT SURV BEGIN OF INTERVAL
0.0	19,191,357	20,150	0.0010	0.9990	100.00
0.5	18,400,943	143,069	0.0078	0.9922	99.90
1.5	16,759,647	101,723	0.0061	0.9939	99.12
2.5	14,713,889	143,435	0.0097	0.9903	98.52
3.5	12,697,621	301,126	0.0237	0.9763	97.56
4.5	11,495,185	617,084	0.0537	0.9463	95.24
5.5	9,976,525	1,040,778	0.1043	0.8957	90.13
6.5	8,764,423	1,672,257	0.1908	0.8092	80.73
7.5	6,198,442	1,099,009	0.1773	0.8227	65.32
8.5	3,881,049	701,299	0.1807	0.8193	53.74
9.5	3,118,627	626,954	0.2010	0.7990	44.03
10.5	2,515,945	679,983	0.2703	0.7297	35.18
11.5	1,766,412	556,642	0.3151	0.6849	25.67
12.5	1,144,774	394,579	0.3447	0.6553	17.58
13.5	887,647	398,637	0.4491	0.5509	11.52
14.5	595,356	106,765	0.1793	0.8207	6.35
15.5	443,142	96,162	0.2170	0.7830	5.21
16.5	335,488	12,145	0.0362	0.9638	4.08
17.5	322,037	3,087	0.0096	0.9904	3.93
18.5	351,232		0.0000	1.0000	3.89
19.5	312,498	56,762	0.1816	0.8184	3.89
20.5	254,025	101,034	0.3977	0.6023	3.19
21.5	152,991		0.0000	1.0000	1.92
22.5	152,991	54,000	0.3530	0.6470	1.92
23.5	69,618		0.0000	1.0000	1.24
24.5	9,662	17	0.0018	0.9982	1.24
25.5	9,645		0.0000	1.0000	1.24
26.5	9,645		0.0000	1.0000	1.24
27.5	9,645		0.0000	1.0000	1.24
28.5	9,645		0.0000	1.0000	1.24
29.5	9,645		0.0000	1.0000	1.24
30.5	9,645		0.0000	1.0000	1.24
31.5	9,645		0.0000	1.0000	1.24
32.5	9,645		0.0000	1.0000	1.24
33.5	9,645		0.0000	1.0000	1.24
34.5	9,645		0.0000	1.0000	1.24
35.5	9,645		0.0000	1.0000	1.24
36.5	9,645		0.0000	1.0000	1.24
37.5					1.24

FLORIDA POWER AND LIGHT COMPANY
ACCOUNT 392.9 TRAILERS
ORIGINAL AND SMOOTH SURVIVOR CURVES



FLORIDA POWER AND LIGHT COMPANY

ACCOUNT 392.9 TRAILERS

ORIGINAL LIFE TABLE

PLACEMENT BAND 1941-2014			EXPERIENCE BAND 1941-2014		
AGE AT BEGIN OF INTERVAL	EXPOSURES AT BEGINNING OF AGE INTERVAL	RETIREMENTS DURING AGE INTERVAL	RETMT RATIO	SURV RATIO	PCT SURV BEGIN OF INTERVAL
0.0	29,920,199	28,559	0.0010	0.9990	100.00
0.5	27,299,151	68,930	0.0025	0.9975	99.90
1.5	26,341,245	132,327	0.0050	0.9950	99.65
2.5	24,594,676	54,543	0.0022	0.9978	99.15
3.5	23,059,620	142,378	0.0062	0.9938	98.93
4.5	22,661,834	256,058	0.0113	0.9887	98.32
5.5	21,350,287	282,550	0.0132	0.9868	97.21
6.5	19,999,249	758,167	0.0379	0.9621	95.92
7.5	18,827,939	832,753	0.0442	0.9558	92.29
8.5	17,793,511	691,856	0.0389	0.9611	88.21
9.5	17,003,638	602,776	0.0354	0.9646	84.78
10.5	16,204,671	668,652	0.0413	0.9587	81.77
11.5	15,210,851	766,033	0.0504	0.9496	78.40
12.5	14,317,660	719,508	0.0503	0.9497	74.45
13.5	13,235,768	745,816	0.0563	0.9437	70.71
14.5	12,088,314	704,120	0.0582	0.9418	66.72
15.5	10,953,014	608,949	0.0556	0.9444	62.84
16.5	10,093,567	615,888	0.0610	0.9390	59.34
17.5	9,156,338	391,042	0.0427	0.9573	55.72
18.5	8,437,328	341,050	0.0404	0.9596	53.34
19.5	8,045,148	453,485	0.0564	0.9436	51.19
20.5	6,988,974	450,257	0.0644	0.9356	48.30
21.5	6,021,323	457,938	0.0761	0.9239	45.19
22.5	4,828,550	323,660	0.0670	0.9330	41.75
23.5	4,135,353	309,833	0.0749	0.9251	38.95
24.5	3,241,937	303,804	0.0937	0.9063	36.04
25.5	2,397,296	213,421	0.0890	0.9110	32.66
26.5	2,080,970	216,138	0.1039	0.8961	29.75
27.5	1,754,298	175,492	0.1000	0.9000	26.66
28.5	1,467,386	178,806	0.1219	0.8781	23.99
29.5	1,218,965	205,036	0.1682	0.8318	21.07
30.5	902,757	144,643	0.1602	0.8398	17.53
31.5	653,310	34,645	0.0530	0.9470	14.72
32.5	501,781	61,627	0.1228	0.8772	13.94
33.5	419,384	114,161	0.2722	0.7278	12.23
34.5	190,944	6,672	0.0349	0.9651	8.90
35.5	184,271	61,797	0.3354	0.6646	8.59
36.5	103,921	19,385	0.1865	0.8135	5.71
37.5	75,009	39,974	0.5329	0.4671	4.64
38.5	35,035		0.0000	1.0000	2.17

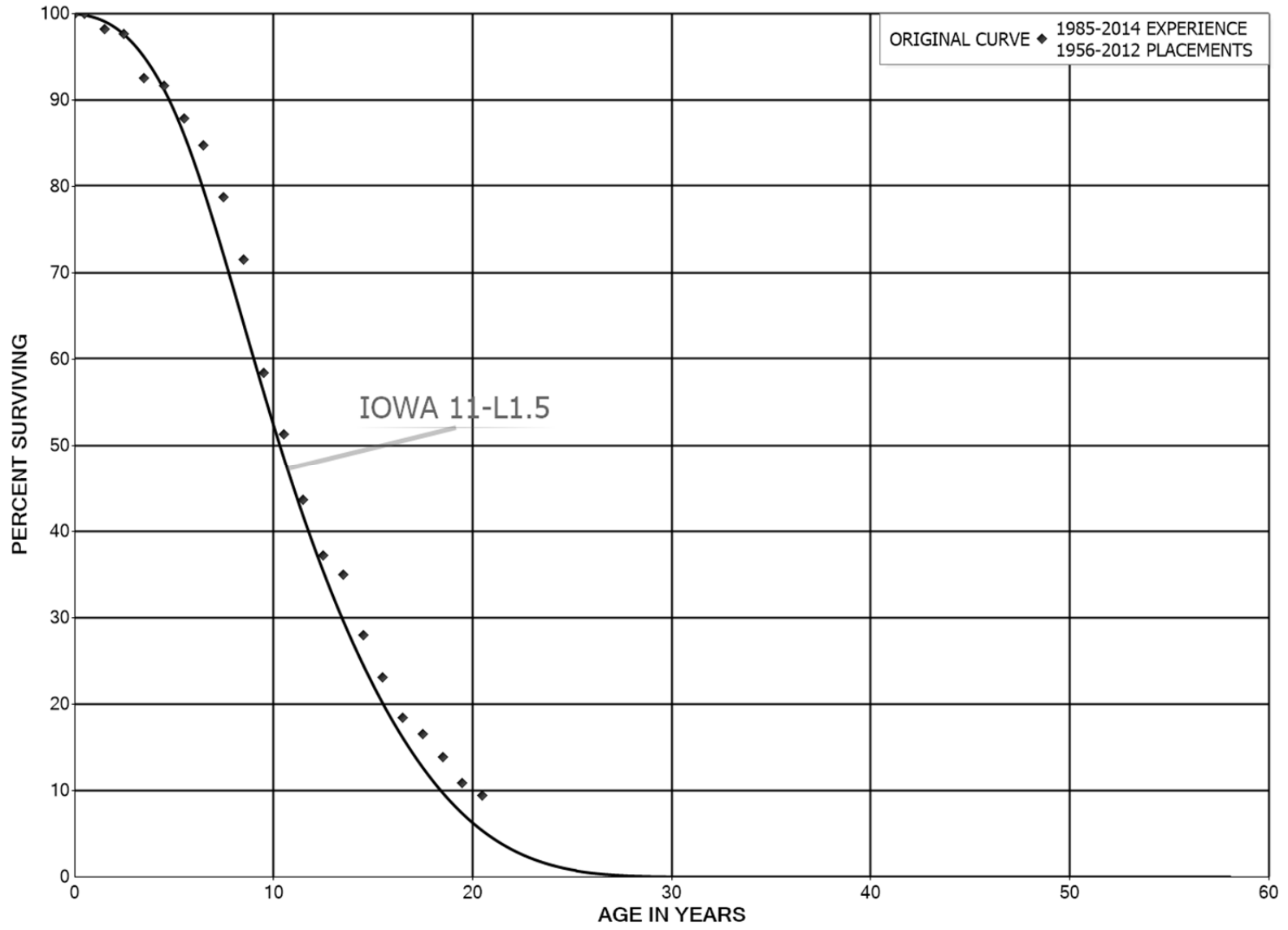
FLORIDA POWER AND LIGHT COMPANY

ACCOUNT 392.9 TRAILERS

ORIGINAL LIFE TABLE, CONT.

PLACEMENT BAND 1941-2014			EXPERIENCE BAND 1941-2014			
AGE AT BEGIN OF INTERVAL	EXPOSURES AT BEGINNING OF AGE INTERVAL	RETIREMENTS DURING AGE INTERVAL	RETMT RATIO	SURV RATIO	PCT SURV BEGIN OF INTERVAL	
39.5	35,035	17,011	0.4855	0.5145	2.17	
40.5	18,024	2,124	0.1179	0.8821	1.12	
41.5	15,900		0.0000	1.0000	0.98	
42.5					0.98	

FLORIDA POWER AND LIGHT COMPANY
ACCOUNT 396.1 POWER OPERATED EQUIPMENT
ORIGINAL AND SMOOTH SURVIVOR CURVES



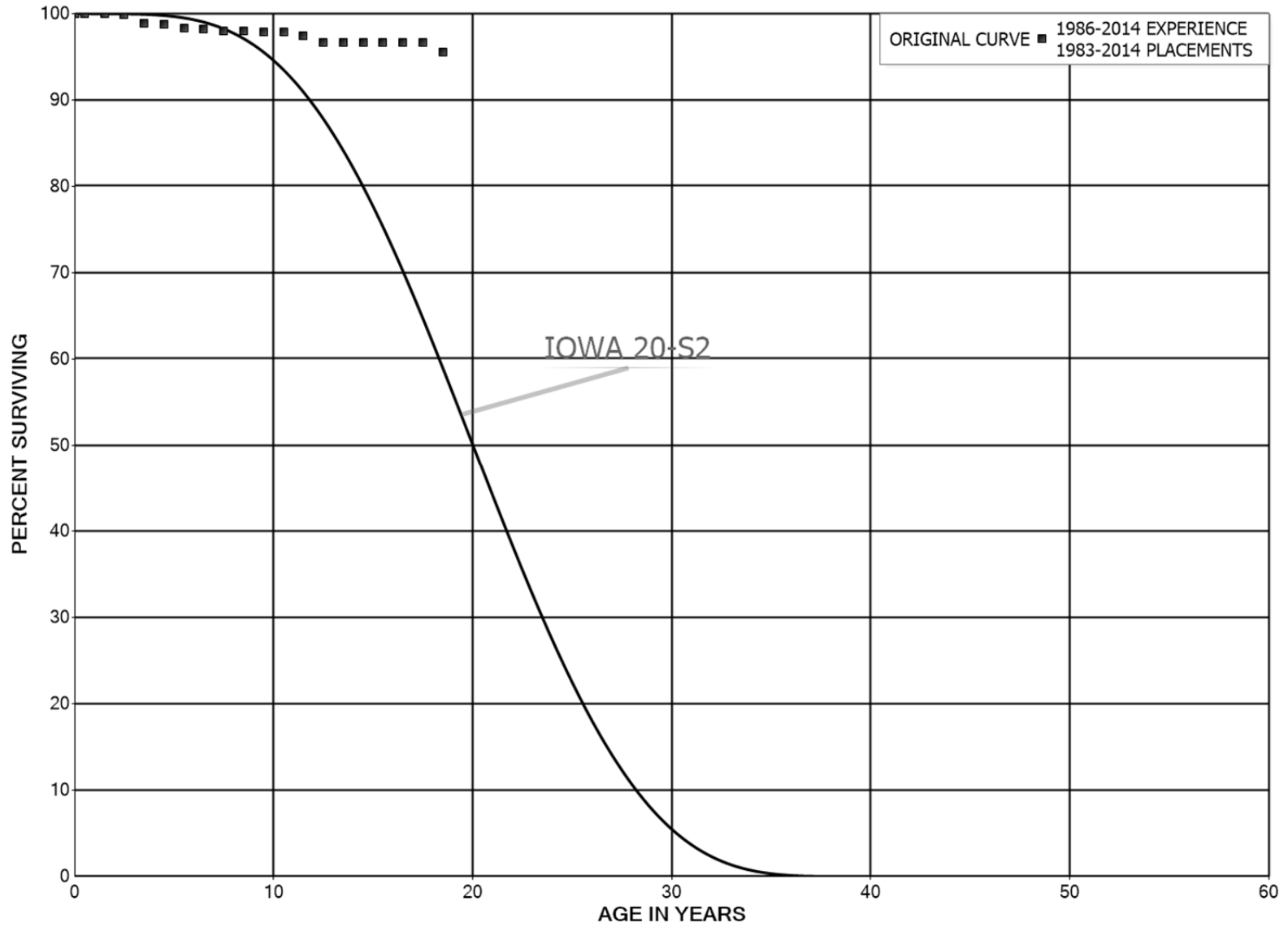
FLORIDA POWER AND LIGHT COMPANY

ACCOUNT 396.1 POWER OPERATED EQUIPMENT

ORIGINAL LIFE TABLE

PLACEMENT BAND 1956-2012			EXPERIENCE BAND 1985-2014		
AGE AT BEGIN OF INTERVAL	EXPOSURES AT BEGINNING OF AGE INTERVAL	RETIREMENTS DURING AGE INTERVAL	RETMT RATIO	SURV RATIO	PCT SURV BEGIN OF INTERVAL
0.0	11,852,502		0.0000	1.0000	100.00
0.5	12,428,917	225,169	0.0181	0.9819	100.00
1.5	13,164,502	74,835	0.0057	0.9943	98.19
2.5	12,652,480	664,545	0.0525	0.9475	97.63
3.5	12,467,671	118,752	0.0095	0.9905	92.50
4.5	12,143,443	503,345	0.0414	0.9586	91.62
5.5	11,963,675	421,087	0.0352	0.9648	87.82
6.5	10,960,914	780,828	0.0712	0.9288	84.73
7.5	9,800,295	902,388	0.0921	0.9079	78.70
8.5	9,277,333	1,694,047	0.1826	0.8174	71.45
9.5	7,549,552	919,538	0.1218	0.8782	58.40
10.5	6,485,365	970,103	0.1496	0.8504	51.29
11.5	5,395,157	792,421	0.1469	0.8531	43.62
12.5	4,255,981	259,226	0.0609	0.9391	37.21
13.5	3,924,070	781,417	0.1991	0.8009	34.94
14.5	2,346,233	412,621	0.1759	0.8241	27.99
15.5	1,578,545	316,619	0.2006	0.7994	23.06
16.5	1,224,454	131,019	0.1070	0.8930	18.44
17.5	1,093,864	173,862	0.1589	0.8411	16.47
18.5	904,887	195,998	0.2166	0.7834	13.85
19.5	1,118,690	147,375	0.1317	0.8683	10.85
20.5	873,068	166,786	0.1910	0.8090	9.42
21.5	744,515	43,299	0.0582	0.9418	7.62
22.5	697,901	23,812	0.0341	0.9659	7.18
23.5	611,178	2,137	0.0035	0.9965	6.93
24.5	609,041	159,312	0.2616	0.7384	6.91
25.5	446,312	10,472	0.0235	0.9765	5.10
26.5	435,840	2,179	0.0050	0.9950	4.98
27.5	433,661	663	0.0015	0.9985	4.96
28.5	433,858		0.0000	1.0000	4.95
29.5	433,858	1,401	0.0032	0.9968	4.95
30.5	432,456		0.0000	1.0000	4.93
31.5	432,456		0.0000	1.0000	4.93
32.5	431,597		0.0000	1.0000	4.93
33.5	431,597		0.0000	1.0000	4.93
34.5	431,597		0.0000	1.0000	4.93
35.5	431,597	431,597	1.0000		4.93
36.5					

FLORIDA POWER AND LIGHT COMPANY
ACCOUNT 397.8 COMMUNICATION EQUIPMENT - FIBER OPTICS
ORIGINAL AND SMOOTH SURVIVOR CURVES



FLORIDA POWER AND LIGHT COMPANY

ACCOUNT 397.8 COMMUNICATION EQUIPMENT - FIBER OPTICS

ORIGINAL LIFE TABLE

PLACEMENT BAND 1983-2014			EXPERIENCE BAND 1986-2014		
AGE AT BEGIN OF INTERVAL	EXPOSURES AT BEGINNING OF AGE INTERVAL	RETIREMENTS DURING AGE INTERVAL	RETMT RATIO	SURV RATIO	PCT SURV BEGIN OF INTERVAL
0.0	96,718,772		0.0000	1.0000	100.00
0.5	95,779,936	16,409	0.0002	0.9998	100.00
1.5	92,496,053	101,593	0.0011	0.9989	99.98
2.5	63,230,938	666,602	0.0105	0.9895	99.87
3.5	41,781,501	21,267	0.0005	0.9995	98.82
4.5	37,739,589	202,510	0.0054	0.9946	98.77
5.5	36,513,909	28,328	0.0008	0.9992	98.24
6.5	23,677,321	50,738	0.0021	0.9979	98.16
7.5	16,068,457	2,044	0.0001	0.9999	97.95
8.5	14,856,265	7,932	0.0005	0.9995	97.94
9.5	12,763,755		0.0000	1.0000	97.89
10.5	11,439,082	56,942	0.0050	0.9950	97.89
11.5	7,482,301	59,243	0.0079	0.9921	97.40
12.5	5,864,826		0.0000	1.0000	96.63
13.5	4,753,980		0.0000	1.0000	96.63
14.5	2,546,747		0.0000	1.0000	96.63
15.5	1,761,052		0.0000	1.0000	96.63
16.5	1,458,637		0.0000	1.0000	96.63
17.5	1,085,760	13,185	0.0121	0.9879	96.63
18.5	807,744		0.0000	1.0000	95.46
19.5	682,237		0.0000	1.0000	95.46
20.5	455,067	158	0.0003	0.9997	95.46
21.5	144,565		0.0000	1.0000	95.42
22.5	114,662		0.0000	1.0000	95.42
23.5	114,662		0.0000	1.0000	95.42
24.5	114,662		0.0000	1.0000	95.42
25.5	42,434		0.0000	1.0000	95.42
26.5	20,817		0.0000	1.0000	95.42
27.5	20,817		0.0000	1.0000	95.42
28.5	20,817		0.0000	1.0000	95.42
29.5	2		0.0000	1.0000	95.42
30.5	2		0.0000	1.0000	95.42
31.5					95.42