



Florida Municipal Power Agency

Jody Lamar Finklea, B.C.S.
Deputy General Counsel | Manager of Legal Affairs
Board Certified City, County and Local Government Lawyer

VIA Electronic Filing

October 10, 2017

Florida Public Service Commission
Carlotta S. Stauffer, Commission Clerk
Office of the Commission Clerk
2540 Shumard Oak Boulevard
Tallahassee, FL 32399-0850

Re: City of Mount Dora, Florida – Revised Tariff Sheets

Dear Ms. Stauffer:

This letter is submitted on behalf of the City of Mount Dora, Florida pursuant to Rules 25-9.05 through 25-9.071 of the *Florida Administrative Code*.

Submitted for electronic filing are the city's following tariff sheets in legislative and final filing formats:

- a) Fourth Revised Sheet No. 4.01 – *Payments and Collections*;
- b) Tenth Revised Sheet No. 5.1 – *Residential Service*;
- c) Tenth Revised Sheet No. 6.0 – *General Non-Demand Service*;
- d) Tenth Revised Sheet No. 7.0 – *General Demand Service*;
- e) Tenth Revised Sheet No. 8.1 – *Public Street and Highway Lighting Service*, and,
- f) Tenth Revised Sheet No. 9.0 – *Private Area Lighting*.

Also included are copies of the following supporting documents:

- A) Supporting memorandum from Robin Hayes, City Manager, for the September 7, 2017 City Council Meeting;
- B) Proposed Rate Resolution with Exhibit #1, and,
- C) Cover letter from Charles F. Revell, P.E., Electric Utility Manager for the City of Mount Dora.

Please contact our office if there are any questions.

Very truly yours,

/s/

Jody Lamar Finklea
Deputy General Counsel and Manager of Legal Affairs



CITY OF MOUNT DORA

PUBLIC WORKS AND UTILITIES

City Hall
510 N. Baker St.
Mount Dora, FL 32757

Office of the City Manager
352-735-7126
Fax: 352-383-4801

Customer Service
352-735-7105
Fax: 352-735-2892

Finance Department
352-735-7118
Fax: 352-735-1406

Human Resources
352-735-7106
Fax: 352-735-9457

Planning and Development
352-735-7112
Fax: 352-735-7191

City Hall Annex
900 N. Donnelly St.
Mount Dora, FL 32757

Parks and Recreation
352-735-7183
Fax: 352-735-3681

Public Safety Complex
1300 N. Donnelly St.
Mount Dora, FL 32757

Police Department
352-735-7130
Fax: 352-383-4623

Fire Department
352-735-7140
Fax: 352-383-0881

Public Works Complex
1250 N. Highland St.
Mount Dora, FL 32757
352-735-7151
Fax: 352-735-1539

W. T. Bland Public Library
1995 N. Donnelly St.
Mount Dora, FL 32757
352-735-7180
Fax: 352-735-0074

Website:
www.cityofmountdora.com

VIA EMAIL

September 8, 2017

Jody Lamar Finklea, Esq.
Assistant General Counsel and Manager of Legal Affairs
Florida Municipal Power Agency
2061-2 Delta Way
Tallahassee, Florida 32303

RE: Revised Electric Documentation for the City of Mount Dora

Dear Jody:

As I discussed with Karen recently, the City of Mount Dora (“City”) requests your assistance in filing revisions to its Electric Documentation with the Florida Public Service Commission (“FPSC”).

City Council held a meeting on September 7, 2017 during which they passed a rate resolution authorizing changes to the electric rates. The rate resolution will implement a 4% “across-the-board” electric rate increase and increase the Power Cost Charge to \$0.06501 per kWh effective on bills rendered on and after October 1, 2017. In addition, the delinquent data has been extended to 20 days and there is a late fee charge for delinquent electric bills.

As soon as it becomes available, I will email you a fully-executed copy of the rate resolution. The proposed rate resolution is included as Attachment D.

The following tariff sheets of the City’s Electric Documentation are being revised to reflect the rate changes:

- *Fourth Revised Sheet No. 4.01 – Payments and Collections*
- *Tenth Revised Sheet No. 5.1 – Residential Service*
- *Tenth Revised Sheet No. 6.0 – General Non-Demand Service*
- *Tenth Revised Sheet No. 7.0 – General Demand Service*
- *Tenth Revised Sheet No 8.1 – Public Street and Highway Lighting Service*
- *Tenth Revised Sheet No. 9.0 – Private Area Lighting*

Please include a copy of this letter in the filing package to the FPSC. In addition, attached to this letter are the following documents to include in the filing package:



CITY OF
MOUNT
DORA

PUBLIC WORKS AND UTILITIES

- *Attachment A* – Set of final copies of the revised tariff sheets
- *Attachment B* – Set of legislative copies of the revised tariff sheets
- *Attachment C* – Supporting memorandum from Robin Hayes, City Manager, for the September 7, 2017 City Council Meeting
- *Attachment D* - Proposed Rate Resolution

Give me a call if you have any questions.

Very truly yours,

A handwritten signature in blue ink that reads "Charles F. Revell". The signature is written in a cursive style.

Charles F. Revell, P.E.
Electric Utility Manager

Phone: (352) 735-7155, x1802
Fax: (352) 735-1539
Email: revellc@cityofmounddora.com

ATTACHMENT A

Revised Rate Tariff Sheets – Final Copies

(Continued from Sheet No. 4.0)

- g) *Waiver of Deposit* – Deposits may be waived for residential customers under either of the following conditions:
- i) The deposit requirement may be waived if the customer produces documentation from their prior utility provider that they have had no more than two late payments in the immediately preceding 24 months. Such documentation must be provided prior to service activation. If documentation is provided subsequent to payment of required deposits on an account, the deposit amounts may be refunded if no more than two late payments have been made since the commencement of services.
 - ii) The deposit requirement may be waived if the customer provides positive identification and agrees to a personal credit check. If the credit check demonstrates a satisfactory credit rating, the initial deposit may be waived.
- h) *Ongoing Deposit Requirements* – If a customer’s account appears on any scheduled delinquent disconnect listing, regardless of whether the service is actually disconnected, their account may be reviewed for deposit sufficiency. If the amount of their current deposit balance is less than the minimum set forth in this section, the customer may be billed for the additional deposit amount required to bring their deposit balance to the minimum amount on their next occurring bill.
- i) *Billing, Estimated Monthly Bill* – For the purposes of calculating minimum deposits, the monthly estimated bill will be the total amount of the bill, including taxes and surcharges for each service.
- j) *Commencement of Utility Services* – Utility services at any location shall not commence until all deposit requirements have been satisfied by the customer.
- 2) **PAYMENTS AND COLLECTIONS**
- a) All utility bills not paid by 5:00 p.m. of the 20th day after mailing shall be declared delinquent. A late fee charge will be added to the delinquent electric bill and is calculated as 5% of the delinquent amount, with a minimum charge of \$5.00.
 - b) All bills not paid within thirteen (13) days after the delinquent date will result in the termination of service. A cutoff charge of \$10.00 for involuntary terminations will be added to the delinquent bill. A termination charge of \$35.00 will be added to a customer's utility bill for a request for voluntary termination of service after normal working hours, which are after 5:00 p.m. weekdays, prior to 8:00 a.m. weekdays, or any time weekends or holidays. A termination charge of \$10.00 will be added to a customer’s utility bill for voluntary termination of service during normal working hours.

(Continued on Sheet No. 4.1)

(Continued from Sheet No. 5.0)

MONTHLY RATE:

Customer Charge:

Single Phase or Three Phase Service.....\$ 9.31

Energy Charge:

All kWh per month @.....\$ 0.041901

POWER COST CHARGE:

Service under this rate schedule will include the Power Cost Charge (PCC) calculated in accordance with the formula specified in the City of Mount Dora’s Power Cost Charge which is a part of the “Monthly Rate” of this rate schedule.

MINIMUM CHARGE:

The monthly minimum charge shall be the “Customer Charge”.

TAX ADJUSTMENT:

The amount computed at the above monthly rate, including the Power Cost Charge, shall be subject to taxes, assessments, and surcharges imposed by any governmental authority; these charges being assessed on the basis of meters or customers or the price of or revenues from electric energy or service sold or volume of energy generated or purchased for sale or sold.

CONTINUITY OF SERVICE

The City will use reasonable diligence at all times to provide continuous service at the agreed nominal voltage, and shall not be liable to the customer for the complete or partial failure or interruption of service, or for fluctuations in voltage, resulting from causes beyond its reasonable control or through the ordinary negligence of its employees, servants or agents, nor shall the City be liable for any direct or indirect consequences of interruptions or curtailments made in accordance with the rate schedules for interruptible, curtailable and load management service. The City shall not be liable for any act or omission caused directly or indirectly by strikes, labor troubles, accidents, litigation, shutdowns for repairs or adjustments, interference from federal, state, or other local governmental authorities, acts of God, or other causes, whether similar or dissimilar in nature, beyond its reasonable control.

(Continued on Sheet No. 5.2)

RATE SCHEDULE GS
GENERAL SERVICE - NON DEMAND ELECTRIC SERVICE

The City of Mount Dora shall charge and collect for general service non demand electric service on the following bases of availability, application, character of service, monthly rate, minimum charge, power cost charge, tax adjustment, and continuity of service.

AVAILABILITY:

This schedule is available throughout the entire territory served by the City of Mount Dora.

APPLICATION:

This schedule is applicable to all electric service required for lighting, power, and any other purpose with a maximum monthly demand of 50 kW or less and for which no other specific rate schedule is applicable.

CHARACTER OF SERVICE:

Service under this schedule shall be single phase or three phase, 60 Hertz, alternating current at the City of Mount Dora’s available standard voltages. At the option of the City of Mount Dora, three phase service will be provided when individual motors rated at 5.0 horsepower or larger are connected. All service required on the premises by the customer will be furnished through one meter. Standby or resale service is not permitted hereunder.

MONTHLY RATE:

Customer Charge:

Single Phase Service.....\$ 9.31

Three Phase Service.....\$ 20.95

Energy Charge:

All kWh per month @.....\$ 0.041901

(Continued on Sheet No. 6.1)

RATE SCHEDULE GSD
GENERAL SERVICE - DEMAND ELECTRIC SERVICE

The City of Mount Dora shall charge and collect for general service demand electric service on the following bases of availability, application, character of service, monthly rate, power cost charge, primary service discount, minimum charge, power factor adjustment, tax adjustment, and continuity of service.

AVAILABILITY:

This schedule is available throughout the entire territory served by the City of Mount Dora.

APPLICATION:

This schedule is applicable to all electric service required for lighting, power, and any other purpose once a monthly demand reaches 51 kW or greater, and for which no other specific rate schedule is applicable. Once a monthly demand in excess of 51 kW or greater has been reached, the electric service shall remain on this rate for a minimum of twelve (12) months.

CHARACTER OF SERVICE:

Service under this schedule shall be single phase or three phase, 60 Hertz, alternating current at the City of Mount Dora’s available standard voltages. All service required on the premises of the customer shall be furnished through one meter. Standby or resale service is not permitted under this rate schedule.

MONTHLY RATE:

Customer Charge..... \$ 20.95

Demand Charge:

All kW of billing demand per month @ ... \$ 5.10

Energy Charge:

All kWh per month @ \$ 0.005820

(Continued on Sheet No. 7.1)

(Continued from Sheet No. 8.0)

LIMITATION OF SERVICE:

Lights to be served hereunder shall be at locations that, in the opinion of the City of Mount Dora, are easily and economically accessible to the City of Mount Dora's equipment and personnel for construction and maintenance. The City of Mount Dora, while exercising reasonable diligence at all times to furnish services hereunder, does not guarantee continuous lighting and will not be liable for damages resulting from any interruption, deficiency, or failure of service and reserves the right to interrupt service at any time for necessary repairs to lines and equipment, or for system protection.

MONTHLY RATE:

<u>Light Fixture Type</u>	<u>Average Monthly kWh Usage</u>	<u>Rate Per Month</u>
175 Watt Mercury Vapor*	63	\$ 12.81
100 Watt High Pressure Sodium	36	\$ 9.31
150 Watt High Pressure Sodium	45.6	\$ 11.00
Antique Lights – Highland Phase I & II	30	\$ 9.31
Antique Lights – Community Development	70	\$ 13.68
400 Watt High Pressure Sodium – Palm Island	163	\$ 22.12

* Closed service schedule; available only to existing customers at existing locations as of October 1, 1990.

(Continued on Sheet No. 8.2)

Issued By: Robin Hayes
City Manager

Effective: 10/1/17

RATE SCHEDULE OL
PRIVATE AREA LIGHTING
ELECTRIC SERVICE

The City of Mount Dora shall charge and collect for private area lighting electric service on the following bases of availability, application, character of service, limitation of service, monthly rate, power cost charge, tax adjustment, and continuity of service.

AVAILABILITY:

This schedule is available throughout the entire territory served by the City of Mount Dora.

APPLICATION:

For year-round automatically controlled dusk-to-dawn private area lighting.

CHARACTER OF SERVICE:

Service under this rate schedule shall be alternating current, 60 Hertz, single phase at the City of Mount Dora's standard voltages and includes lamp renewals, automatically controlled energy from approximately dusk each day until approximately dawn the following day, and maintenance of the facilities. The City of Mount Dora will replace all burned-out lamps and will maintain its facilities during regular daytime working hours as soon as practicable.

LIMITATION OF SERVICE:

Lights to be served hereunder shall be at locations that, in the opinion of the City of Mount Dora, are easily and economically accessible to the City of Mount Dora's equipment and personnel for construction and maintenance. The installation location of all security lights shall be the responsibility of the utility customer on whose property such light is located and shall be so located and shielded so as to not interfere with the enjoyment of neighboring property rights. The City of Mount Dora, while exercising reasonable diligence at all times to furnish services hereunder, does not guarantee continuous lighting and will not be liable for damages resulting from any interruption, deficiency, or failure of service and reserves the right to interrupt service at any time for necessary repairs to lines and equipment, or for system protection.

MONTHLY RATE:

\$ 11.99 Per Month Per Light

(Continued on Sheet No. 9.1)

ATTACHMENT B

Revised Rate Tariff Sheets – Legislative Copies

(Continued from Sheet No. 4.0)

- g) *Waiver of Deposit* – Deposits may be waived for residential customers under either of the following conditions:
- i) The deposit requirement may be waived if the customer produces documentation from their prior utility provider that they have had no more than two late payments in the immediately preceding 24 months. Such documentation must be provided prior to service activation. If documentation is provided subsequent to payment of required deposits on an account, the deposit amounts may be refunded if no more than two late payments have been made since the commencement of services.
 - ii) The deposit requirement may be waived if the customer provides positive identification and agrees to a personal credit check. If the credit check demonstrates a satisfactory credit rating, the initial deposit may be waived.
- h) *Ongoing Deposit Requirements* – If a customer’s account appears on any scheduled delinquent disconnect listing, regardless of whether the service is actually disconnected, their account may be reviewed for deposit sufficiency. If the amount of their current deposit balance is less than the minimum set forth in this section, the customer may be billed for the additional deposit amount required to bring their deposit balance to the minimum amount on their next occurring bill.
- i) *Billing, Estimated Monthly Bill* – For the purposes of calculating minimum deposits, the monthly estimated bill will be the total amount of the bill, including taxes and surcharges for each service.
- j) *Commencement of Utility Services* – Utility services at any location shall not commence until all deposit requirements have been satisfied by the customer.

2) PAYMENTS AND COLLECTIONS

- a) All utility bills not paid by 5:00 p.m. of the ~~17~~20th day after mailing shall be declared delinquent. A late fee charge will be added to the delinquent electric bill and is calculated as 5% of the delinquent amount, with a minimum charge of \$5.00.
- b) All bills not paid within thirteen (13) days after the delinquent date will result in the termination of service. A cutoff charge of \$10.00 for involuntary terminations will be added to the delinquent bill. A termination charge of \$35.00 will be added to a customer's utility bill for a request for voluntary termination of service after normal working hours, which are after 5:00 p.m. weekdays, prior to 8:00 a.m. weekdays, or any time weekends or holidays. A termination charge of \$10.00 will be added to a customer’s utility bill for voluntary termination of service during normal working hours.

(Continued on Sheet No. 4.1)

(Continued from Sheet No. 5.0)

MONTHLY RATE:

Customer Charge:

Single Phase or Three Phase Service.....\$ ~~8.959~~8.31

Energy Charge:

All kWh per month @.....\$ ~~0.0402890~~0.041901

POWER COST CHARGE:

Service under this rate schedule will include the Power Cost Charge (PCC) calculated in accordance with the formula specified in the City of Mount Dora’s Power Cost Charge which is a part of the “Monthly Rate” of this rate schedule.

MINIMUM CHARGE:

The monthly minimum charge shall be the “Customer Charge”.

TAX ADJUSTMENT:

The amount computed at the above monthly rate, including the Power Cost Charge, shall be subject to taxes, assessments, and surcharges imposed by any governmental authority; these charges being assessed on the basis of meters or customers or the price of or revenues from electric energy or service sold or volume of energy generated or purchased for sale or sold.

CONTINUITY OF SERVICE

The City will use reasonable diligence at all times to provide continuous service at the agreed nominal voltage, and shall not be liable to the customer for the complete or partial failure or interruption of service, or for fluctuations in voltage, resulting from causes beyond its reasonable control or through the ordinary negligence of its employees, servants or agents, nor shall the City be liable for any direct or indirect consequences of interruptions or curtailments made in accordance with the rate schedules for interruptible, curtailable and load management service. The City shall not be liable for any act or omission caused directly or indirectly by strikes, labor troubles, accidents, litigation, shutdowns for repairs or adjustments, interference from federal, state, or other local governmental authorities, acts of God, or other causes, whether similar or dissimilar in nature, beyond its reasonable control.

(Continued on Sheet No. 5.2)

RATE SCHEDULE GS
GENERAL SERVICE - NON DEMAND ELECTRIC SERVICE

The City of Mount Dora shall charge and collect for general service non demand electric service on the following bases of availability, application, character of service, monthly rate, minimum charge, power cost charge, tax adjustment, and continuity of service.

AVAILABILITY:

This schedule is available throughout the entire territory served by the City of Mount Dora.

APPLICATION:

This schedule is applicable to all electric service required for lighting, power, and any other purpose with a maximum monthly demand of 50 kW or less and for which no other specific rate schedule is applicable.

CHARACTER OF SERVICE:

Service under this schedule shall be single phase or three phase, 60 Hertz, alternating current at the City of Mount Dora’s available standard voltages. At the option of the City of Mount Dora, three phase service will be provided when individual motors rated at 5.0 horsepower or larger are connected. All service required on the premises by the customer will be furnished through one meter. Standby or resale service is not permitted hereunder.

MONTHLY RATE:

Customer Charge:

Single Phase Service.....\$ ~~8.95~~9.31

Three Phase Service.....\$ ~~20.14~~20.95

Energy Charge:

All kWh per month @.....\$ ~~0.040289~~0.041901

(Continued on Sheet No. 6.1)

RATE SCHEDULE GSD
GENERAL SERVICE - DEMAND ELECTRIC SERVICE

The City of Mount Dora shall charge and collect for general service demand electric service on the following bases of availability, application, character of service, monthly rate, power cost charge, primary service discount, minimum charge, power factor adjustment, tax adjustment, and continuity of service.

AVAILABILITY:

This schedule is available throughout the entire territory served by the City of Mount Dora.

APPLICATION:

This schedule is applicable to all electric service required for lighting, power, and any other purpose once a monthly demand reaches 51 kW or greater, and for which no other specific rate schedule is applicable. Once a monthly demand in excess of 51 kW or greater has been reached, the electric service shall remain on this rate for a minimum of twelve (12) months.

CHARACTER OF SERVICE:

Service under this schedule shall be single phase or three phase, 60 Hertz, alternating current at the City of Mount Dora’s available standard voltages. All service required on the premises of the customer shall be furnished through one meter. Standby or resale service is not permitted under this rate schedule.

MONTHLY RATE:

Customer Charge..... \$ ~~20.14~~20.95

Demand Charge:

All kW of billing demand per month @ ... \$ ~~4.90~~5.10

Energy Charge:

All kWh per month @ \$ ~~0.0055960~~.005820

(Continued on Sheet No. 7.1)

(Continued from Sheet No. 8.0)

LIMITATION OF SERVICE:

Lights to be served hereunder shall be at locations that, in the opinion of the City of Mount Dora, are easily and economically accessible to the City of Mount Dora’s equipment and personnel for construction and maintenance. The City of Mount Dora, while exercising reasonable diligence at all times to furnish services hereunder, does not guarantee continuous lighting and will not be liable for damages resulting from any interruption, deficiency, or failure of service and reserves the right to interrupt service at any time for necessary repairs to lines and equipment, or for system protection.

MONTHLY RATE:

<u>Light Fixture Type</u>	<u>Average Monthly kWh Usage</u>	<u>Rate Per Month</u>
175 Watt Mercury Vapor*	63	\$ 12.32 <u>12.81</u>
100 Watt High Pressure Sodium	36	\$ 8.95 <u>9.31</u>
150 Watt High Pressure Sodium	45.6	\$ 10.58 <u>11.00</u>
Antique Lights – Highland Phase I & II	30	\$ 8.95 <u>9.31</u>
Antique Lights – Community Development	70	\$ 13.15 <u>13.68</u>
400 Watt High Pressure Sodium – Palm Island	163	\$ 21.27 <u>22.12</u>

* Closed service schedule; available only to existing customers at existing locations as of October 1, 1990.

(Continued on Sheet No. 8.2)

RATE SCHEDULE OL
PRIVATE AREA LIGHTING
ELECTRIC SERVICE

The City of Mount Dora shall charge and collect for private area lighting electric service on the following bases of availability, application, character of service, limitation of service, monthly rate, power cost charge, tax adjustment, and continuity of service.

AVAILABILITY:

This schedule is available throughout the entire territory served by the City of Mount Dora.

APPLICATION:

For year-round automatically controlled dusk-to-dawn private area lighting.

CHARACTER OF SERVICE:

Service under this rate schedule shall be alternating current, 60 Hertz, single phase at the City of Mount Dora's standard voltages and includes lamp renewals, automatically controlled energy from approximately dusk each day until approximately dawn the following day, and maintenance of the facilities. The City of Mount Dora will replace all burned-out lamps and will maintain its facilities during regular daytime working hours as soon as practicable.

LIMITATION OF SERVICE:

Lights to be served hereunder shall be at locations that, in the opinion of the City of Mount Dora, are easily and economically accessible to the City of Mount Dora's equipment and personnel for construction and maintenance. The installation location of all security lights shall be the responsibility of the utility customer on whose property such light is located and shall be so located and shielded so as to not interfere with the enjoyment of neighboring property rights. The City of Mount Dora, while exercising reasonable diligence at all times to furnish services hereunder, does not guarantee continuous lighting and will not be liable for damages resulting from any interruption, deficiency, or failure of service and reserves the right to interrupt service at any time for necessary repairs to lines and equipment, or for system protection.

MONTHLY RATE:

\$ ~~41.53~~11.99 Per Month Per Light

(Continued on Sheet No. 9.1)

ATTACHMENT C

**Supporting memoranda from Robin Hayes, City Manager
For the September 7th, 2017 City Council Meeting**



CITY OF MOUNT DORA

510 N. Baker St.
Mount Dora, FL 32757
352-735-7126

DATE: September 7, 2017

TO: Honorable Mayor and City Council Members

FROM: Robin R. Hayes, City Manager

SUBJECT: Resolution No. 2017- 115, Approval of Electric Rate Adjustments

Introduction: This is a request for City Council to approve Resolution No. 2017-115 to implement a 4% across-the-board increase to electric base rates and to adopt the October 2017 Power Cost Charge. The electric rate adjustments will become effective on utility bills rendered on and after October 1, 2017.

Discussion: The FY 2017-2018 Budget for the Electric Division includes a 4% across-the-board increase in electric base rates. The City has not raised electric base rates since October 2015, and subsequent inflation has increased operating costs. In addition, the rate increase will enable the City to make market adjustments to retain its skilled field staff and to create a Deputy Manager position for backup and succession planning for the Electric Division.

Wholesale power costs from Duke Energy are passed along to the City's electric customers through the Power Cost Charge (PCC), which is a separate charge on the customers' electric bills. The PCC is normally calculated for April 1 and October 1 and applies for the following six month period. In times of volatile fuel costs, the City may adjust the PCC more frequently. The PCC formula has an automatic "true-up" feature that computes the \$/kWh charge by comparing actual and projected power costs to the revenues that have been or will be collected. The City does not make a "profit" on the PCC – it is simply a billing mechanism to pass through actual wholesale power costs to the City's electric customers.

The City received a settlement from Duke Energy for the retirement of the low-cost Crystal River 3 (CR3) nuclear plant. The financial benefit of the CR3 Settlement is being returned to the City's electric customer by lowering the PCCs starting in January 2017 and extending through December 2020. The computed October 2017 PCC is lower because it reflects six monthly credits of \$22,594.30 made available by the CR3 Settlement.

The October 2017 PCC is \$0.06501 per kWh, which is 3.5% higher than the existing April 2017 PCC of \$0.06283 per kWh. The increase is primarily attributable to higher projected natural gas prices in the August 2017 fuel forecast from Duke Energy.

Table 1 on Page 3 compares existing electric rates to the new rates that will become effective on October 1, 2017.

The electric bills for City customers will be somewhat higher starting in October 2017 due to the 4% base rate increase and the higher October 2017 PCC. Table 2 on Page 4 shows the impact on typical monthly bills for City customers. The overall increases for residential customers would range from 3.7% to 3.8%. For a typical residential customer using 1,000 kWh, the monthly bill would increase by approximately \$4.15 or 3.7%. General Service customers would receive similar increases, ranging from 3.6% to 3.7% depending on usage characteristics.

The City's electric rates with the October 2017 adjustments are expected to remain competitive with the residential rates of other Florida utilities. Charts 1 and 2 on Page 5 compare the monthly residential bills for the City and other Florida utilities for customers using 1,000 kWh and 2,500 kWh per month respectively. The City's monthly residential bills under existing and proposed rates are shown in red. Data for the other Florida utilities is from the June 2017 FMEA Rate Comparison Report.

Chart 1 for a customer using 1,000 kWh shows that the City's residential electric bill of \$116.22 would be in-line with the average municipal bill of \$116.28 and lower than the bills of the surrounding electric utilities. At this typical usage level, the City's residential bill would be 5.0% lower than Duke Energy, 4.6% lower than SECO, and 3.2% lower than Leesburg. Overall, the City's residential electric bill with the October 2017 adjustments would be lower than 17 of the Florida utilities shown on the chart.

Chart 2 for a customer using 2,500 kWh per month shows that the City's residential electric bill of \$276.59 would be lower than the average municipal bill of \$289.31 and significantly lower than the bills of surrounding electric utilities. At this higher usage level, the City's residential bill would be 16.3% lower than Duke Energy, 9.2% lower than SECO, and 12.1% lower than Leesburg. Overall, the City's residential electric bill with the October 2017 adjustments would be lower than 27 of the Florida electric utilities.

Resolution 2017-114 also includes a provision to establish a late fee charge for delinquent electric bills that conforms with the City's late fee charges for water and wastewater bills.

Budget Impact:

In FY 2017-2018, the 4% increase in existing base rates would increase electric revenues by about \$161,000 while the higher October 2017 PCC would increase power cost revenues by approximately \$90,500.

Strategic Impact:

Maintain financial stability of the Electric Fund.

Recommendation

City Council approve Resolution 2017-115.

Prepared by: Charles F. Revell, Electric Utility Manager
Reviewed by: John Peters, Public Works & Utilities Director
John McKinney, Finance Director

Table 1

Comparison of Existing and New Electric Rates Effective 10/1/17

No.	Description	Units	Existing Rates Effective 4/1/17	New Rates Effective 10/1/17	Higher/ (Lower)
Residential Service					
1	Customer Charge - Single Phase or Three Phase	\$/Month	8.95	9.31	4.0%
2	Energy Charge	\$/kWh	0.040289	0.041901	4.0%
General Service - Non-Demand					
Customer Charge					
3	Single Phase	\$/Month	8.95	9.31	4.0%
4	Three Phase	\$/Month	20.14	20.95	4.0%
5	Energy Charge	\$/kWh	0.040289	0.041901	4.0%
General Service - Demand					
6	Customer Charge	\$/Month	20.14	20.95	4.0%
7	Demand Charge	\$/kW-Mo	4.90	5.10	4.1%
8	Energy Charge	\$/kWh	0.005596	0.005820	4.0%
Public Street & Highway Lighting Service					
9	175 Watt Mercury Vapor	\$/Month	12.32	12.81	4.0%
10	100 Watt High Pressure Sodium	\$/Month	8.95	9.31	4.0%
11	150 Watt High Pressure Sodium	\$/Month	10.58	11.00	4.0%
12	Antique Lights - Highland Phase I & II	\$/Month	8.95	9.31	4.0%
13	Antique Lights - Community Development	\$/Month	13.15	13.68	4.0%
14	400 Watt High Pressure Sodium - Palm Island	\$/Month	21.27	22.12	4.0%
Private Area Lighting Service					
15	100 Watt High Pressure Sodium	\$/Month	11.53	11.99	4.0%
Power Cost					
16	Power Cost Charge (PCC) ⁽¹⁾	\$/kWh	0.062830	0.065010	3.5%

(1) Existing PCC went into effect 4/1/17. October 2017 PCC based on most recent fuel cost projections from Duke Energy.

Table 2

Mount Dora Electric Bill Comparisons

Impact of October 2017 PCC and 4% Base Rate Increase

Line No.	Type of Customer and Monthly Usage	Monthly Electric Bill		Higher/(Lower) than Existing Rates	
		4/1/2017 Rates ⁽¹⁾ (\$)	10/1/2017 Rates ⁽²⁾ (\$)	(\$)	(%)
1	Power Cost Charge - \$/kWh	0.06283	0.06501		
	Residential Customer				
2	250 kWh	34.73	36.04	1.31	3.8%
3	500	60.51	62.77	2.26	3.7%
4	750	86.29	89.49	3.20	3.7%
5	1000	112.07	116.22	4.15	3.7%
6	1250	137.85	142.95	5.10	3.7%
7	1500	163.63	169.68	6.05	3.7%
8	2000	215.19	223.13	7.94	3.7%
9	2500	266.75	276.59	9.84	3.7%
10	3000	318.31	330.04	11.74	3.7%
	General Service - Non Demand - GS				
11	750 kWh	86.29	89.49	3.20	3.7%
12	1000	112.07	116.22	4.15	3.7%
13	1500	163.63	169.68	6.05	3.7%
14	2000	215.19	223.13	7.94	3.7%
15	3000	318.31	330.04	11.74	3.7%
16	6000	627.66	650.78	23.11	3.7%
	General Service - Demand - GSD				
17	75 kW, 15,000 kWh	1,414.03	1,465.90	51.87	3.7%
18	75 kW, 20,000 kWh	1,756.16	1,820.05	63.89	3.6%
19	150 kW, 30,000 kWh	2,807.92	2,910.85	102.93	3.7%
20	150 kW, 40,000 kWh	3,492.18	3,619.15	126.97	3.6%
21	300 kW, 60,000 kWh	5,595.70	5,800.75	205.05	3.7%
22	300 kW, 80,000 kWh	6,964.22	7,217.35	253.13	3.6%
23	500 kW, 100,000 kWh	9,312.74	9,653.95	341.21	3.7%
24	500 kW, 150,000 kWh	12,734.04	13,195.45	461.41	3.6%

(1) Based on existing Mount Dora rates and April 2017 PCC. Excludes taxes.

(2) Based on Mount Dora rates with 4% increase and October 2017 PCC. Excludes taxes.

Chart 1

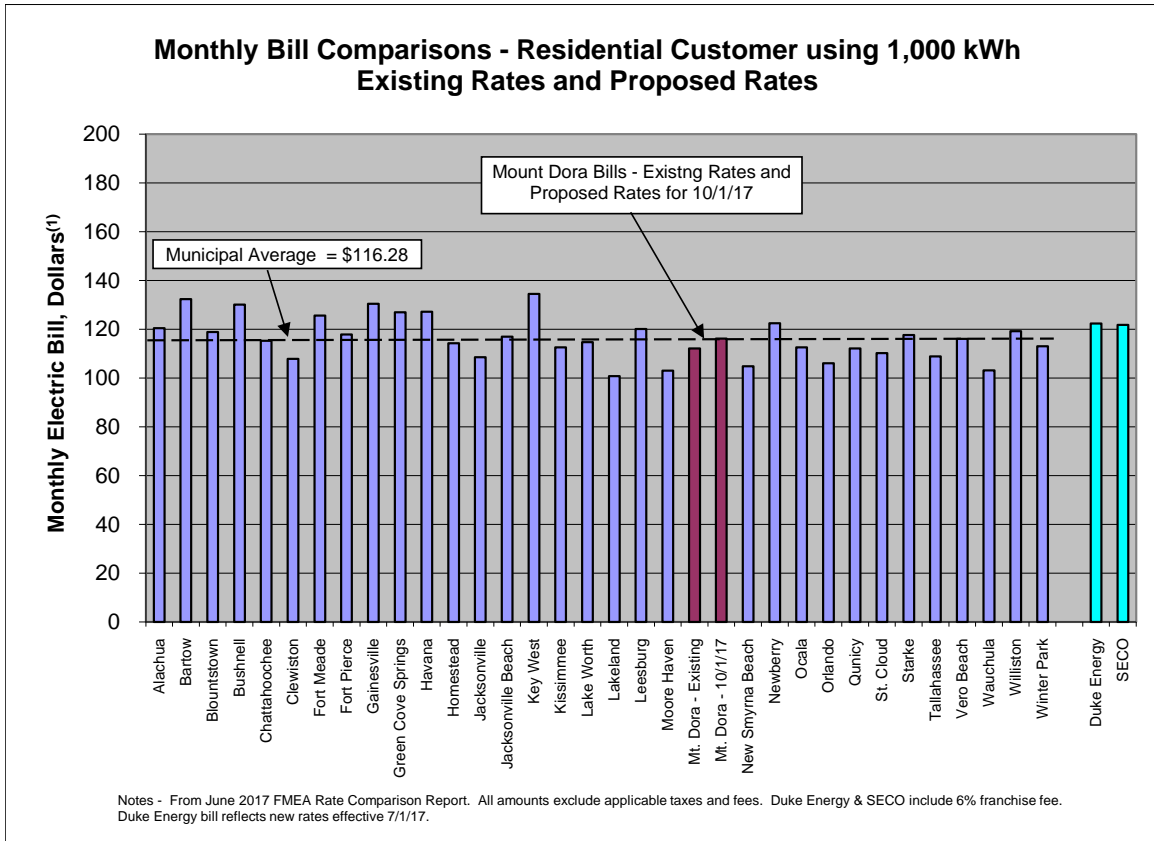
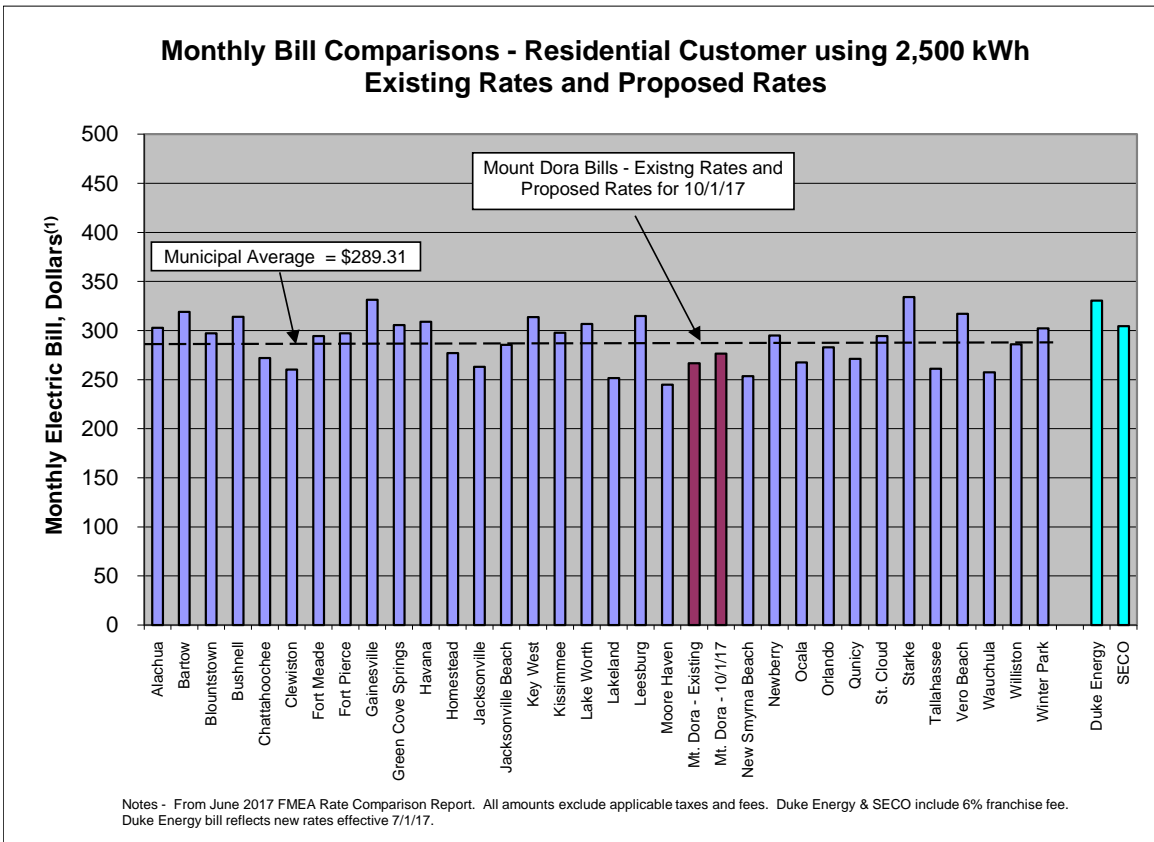


Chart 2



ATTACHMENT D

Proposed Rate Resolution

RESOLUTION NO. 2017-115

A RESOLUTION OF THE CITY OF MOUNT DORA, FLORIDA, APPROVING ADJUSTMENTS TO THE ELECTRIC RATES OF THE CITY OF MOUNT DORA; PROVIDING FOR LEGISLATIVE FINDINGS AND INTENT; PROVIDING AUTHORITY TO THE CITY MANAGER FOR IMPLEMENTING ADMINISTRATIVE ACTIONS; PROVIDING FOR A SAVINGS PROVISION; AND PROVIDING FOR SCRIVENER'S ERRORS, CONFLICTS, SEVERABILITY, AND EFFECTIVE DATE.

WHEREAS, the City of Mount Dora has prepared the Fiscal Year 2017-2018 Budget for the Electric Fund, which includes a 4% base rate increase; and

WHEREAS, the staff of the City of Mount Dora has determined that the Power Cost Charge of the electric rate structure should be \$0.06501 per kWh to recover projected power costs for the six month period beginning on October 1, 2017; and

WHEREAS, the City of Mount Dora has determined that it is prudent and in the public interest to adjust the electric rates to provide sufficient revenues to pay for operating costs, wholesale power costs, and capital improvements for the Electric Fund.

NOW, THEREFORE, BE IT RESOLVED BY THE CITY COUNCIL OF THE CITY OF MOUNT DORA, FLORIDA, AS FOLLOWS:

SECTION 1. Approval of Electric Rate Changes – The City Council approves the adjustments to the electric rates of the City of Mount Dora as shown in Exhibit #1.

SECTION 2. Establishment of Late Fee Charge – The City Council establishes a Late Fee Charge on delinquent electric bills of 5% of the delinquent amount, with a minimum charge of \$5.00. An electric bill becomes delinquent when it is not paid by 5:00 p.m. of the 20th day after mailing.

SECTION 3. Legislative Findings and Intent. The City Council of the City of Mount Dora has complied with all requirements and procedures of Florida Law in processing this Resolution and adopts the findings provided above in the whereas clauses as its intent in approving this Resolution.

SECTION 4. Implementing Administrative Actions. The City Manager is hereby authorized and directed to take such actions as he may deem necessary and appropriate in order to implement the provisions of this Resolution. The City Manager may, as deemed appropriate, necessary and convenient, delegate the powers of implementation as herein set forth to such City employees as deemed effectual and prudent.

SECTION 5. Savings Provision. All prior actions of the City of Mount Dora pertaining to the City of Leesburg, as well as any and all matters relating thereto, are hereby ratified and affirmed consistent with the provisions of this Resolution.


SECTION 6. Scrivener's Errors. Typographical errors and other matters of a similar nature that do not affect the intent of this Resolution, as determined by the City Clerk and City Attorney, may be corrected.

SECTION 7. Conflicts. All Resolutions or parts of Resolutions in conflict with any of the provisions of this Resolution are hereby repealed.

SECTION 8. Severability. If any Section or portion of a Section of this Resolution proves to be invalid, unlawful, or unconstitutional, it shall not be held to invalidate or impair the validity, force, or effect of any other Section or part of this Resolution.

SECTION 9. Effective Date. This Resolution shall become effective on October 1, 2017 after its passage and adoption.

PASSED AND ADOPTED this 7th day of September, A.D., 2017.



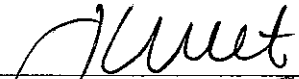
NICK GIRONE
MAYOR of the City of Mount Dora, Florida

ATTEST:



GWEN KEOUGH-JOHNS, MMC
CITY CLERK

For the use and reliance of City of Mount Dora only
Approved as to form and legal sufficiency



William Colbert or Jennifer Cockcroft
Stenstrom, McIntosh, Colbert & Whigham, P.A.

EXHIBIT #1

RESOLUTION NO. 2017-115

COMPARISON OF EXISTING AND NEW ELECTRIC RATES EFFECTIVE 10/1/17

No.	Description	Units	Existing Rates Effective 4/1/17	New Rates Effective 10/1/17	Higher/ (Lower)
Residential Service					
1	Customer Charge - Single Phase or Three Phase	\$/Month	8.95	9.31	4.0%
2	Energy Charge	\$/kWh	0.040289	0.041901	4.0%
General Service - Non-Demand					
Customer Charge					
3	Single Phase	\$/Month	8.95	9.31	4.0%
4	Three Phase	\$/Month	20.14	20.95	4.0%
5	Energy Charge	\$/kWh	0.040289	0.041901	4.0%
General Service - Demand					
6	Customer Charge	\$/Month	20.14	20.95	4.0%
7	Demand Charge	\$/kW-Mo	4.90	5.10	4.1%
8	Energy Charge	\$/kWh	0.005596	0.005820	4.0%
Public Street & Highway Lighting Service					
9	175 Watt Mercury Vapor	\$/Month	12.32	12.81	4.0%
10	100 Watt High Pressure Sodium	\$/Month	8.95	9.31	4.0%
11	150 Watt High Pressure Sodium	\$/Month	10.58	11.00	4.0%
12	Antique Lights - Highland Phase I & II	\$/Month	8.95	9.31	4.0%
13	Antique Lights - Community Development	\$/Month	13.15	13.68	4.0%
14	400 Watt High Pressure Sodium - Palm Island	\$/Month	21.27	22.12	4.0%
Private Area Lighting Service					
15	100 Watt High Pressure Sodium	\$/Month	11.53	11.99	4.0%
Power Cost					
16	Power Cost Charge (PCC) ⁽¹⁾	\$/kWh	0.062830	0.065010	3.5%

(1) Existing PCC went into effect 4/1/17. October 2017 PCC based on most recent fuel cost projections from Duke Energy.