



Rhonda J. Alexander
Manager
Regulatory, Forecasting & Pricing

One Energy Place
Pensacola, FL 32520-0780
850 444 6743 tel
850 444 6026 fax
rjalexad@southernco.com

February 24, 2018

Ms. Carlotta Stauffer, Commission Clerk
Florida Public Service Commission
2540 Shumard Oak Boulevard
Tallahassee, FL 32399-0850

Re: Docket No. 20180039-EI

Dear Ms. Stauffer:

Attached for official filing in the above-referenced docket is Gulf Power Company's Joint Motion to Approve Stipulation and Settlement Agreement and revised tariff sheets.

Sincerely,

A handwritten signature in blue ink that reads "Rhonda J. Alexander".

Rhonda J. Alexander
Regulatory, Forecasting and Pricing Manager

md

Attachments

cc: Gulf Power Company
Jeffrey A. Stone, Esq., General Counsel
Beggs & Lane
Russell Badders, Esq.

BEFORE THE FLORIDA PUBLIC SERVICE COMMISSION

In re: Stipulation and Settlement Agreement between Gulf Power Company and the Office of Public Counsel, the Florida Industrial Power Users Group, and the Southern Alliance for Clean Energy regarding the Tax Cuts and Jobs Act of 2017.

Docket No. 20180039-EI

Filed: February 24, 2018

**JOINT MOTION TO APPROVE STIPULATION
AND SETTLEMENT AGREEMENT**

Gulf Power Company (“Gulf” or the “Company”), the Citizens of Florida through the Office of Public Counsel (“OPC”), the Florida Industrial Power Users Group (“FIPUG”), and the Southern Alliance for Clean Energy (“SACE”) (collectively the “Joint Movants”), pursuant to Rule 28-106.204, Florida Administrative Code, hereby moves the Commission to approve the Stipulation and Settlement Agreement (the “Agreement”) attached hereto as Exhibit "A"(also filed February 14, 2018) and made a part hereof, in order to implement specific provisions regarding tax reform contained in the comprehensive settlement agreement between OPC and Gulf filed on March 20, 2017 (“the 2017 comprehensive settlement agreement”), later signed by FIPUG and SACE, and subsequently approved by the Commission as evidenced by its Order No. PSC-17-0178-S-EI, issued May 16, 2017 (“the 2017 Rate Order”). In support of this motion, the Joint Movants state:

1. On December 22, 2017, the President of the United States signed the Tax Cuts and Jobs Act (G.L.c 164, § 94) (“the Act”) previously passed by both houses of the Congress of the United States, and the effective date of the Act became January 1, 2018. The effect of the Act is to reduce the corporate income tax rate from 35 percent to 21 percent.
2. The 2017 comprehensive settlement referenced above contemplated the potential

for tax reform. Specifically, paragraph 6 of the 2017 comprehensive settlement agreement provides for an expedited permanent base rate reduction on a going-forward basis solely due to the impact of the change in federal income tax rate on the revenue requirements embedded in the new 2017 base rates resulting from the 2017 comprehensive settlement agreement. In addition, Gulf is required to make a filing addressing tax reform on or before the 60th day following the effective date of new income tax rates. This Motion and the attached Agreement are consistent with the requirements of paragraph 6 of the 2017 comprehensive settlement agreement.

3. In light of the Act and the application of paragraph 6 of the 2017 comprehensive settlement agreement, the Joint Movants have entered into the Agreement. The Agreement results in a tax savings benefit to customers of \$103.2 million for 2018 and describes the manner in which these savings can be returned expeditiously to Gulf's customers.

4. This Agreement, by virtue of agreement by the Joint Movants, results both in a rate reduction to Gulf's customers expeditiously achieved and in the avoidance of unnecessary litigation and expense, culminating in rate reductions realized by customers in close proximity to the enactment of tax reform. Moreover, this Agreement goes beyond base rates to affect reductions to the ECRC clause and to provide a more rapid return of unprotected deferred income taxes to customers.

5. The Joint Movants assert that the Agreement is in the public interest because it provides for reasonableness, stability and predictability with respect to Gulf's base rates and charges in light of recent tax reform. The Agreement is consistent with and supportive of the Commission's "long history of encouraging settlements, giving great weight and deference to settlements, and enforcing them in the spirit in which they were reached by the parties." In re Florida Power & Light Company, Order No. PSC-05-0902-S-EI at 6, Docket No. 050045-EI

(F.P.S.C. Sept. 14, 2005) The Commission has addressed settlements under this longstanding policy using the “public interest” standard. *See* Order No. PSC-17-0178-S-EI, issued May 16, 2017, in Dockets 160186-EI and 160170-EI, In re: Petition for rate increase by Gulf Power Company and In re: Petition for approval of 2016 depreciation and dismantlement studies, approval of proposed depreciation rates and annual dismantlement accruals and Plant Smith Units 1 and 2 regulatory asset amortization, by Gulf Power Company; Order No. PSC-16-0560-AS-EI, issued December 15, 2016, in Docket No. 160021-EI, In re: Petition for rate increase by Florida Power & Light Company; Order No. PSC-13-0670-S-EI, issued on December 19, 2013, in Docket No. 130140-EI, In re: Petition for rate increase by Gulf Power Company; Order No. PSC-13-0023-S-EI, issued on January 14, 2013, in Docket No. 120015-EI, In re: Petition for increase in rates by Florida Power & Light Company

6. Through paragraphs 2 and 15 of the Agreement, the Joint Movants have structured the Agreement such that Gulf’s customers could begin receiving the benefits of the tax savings as soon as April 2018. An Implementation Date of April 1, 2018 is established in paragraph 2 subject to paragraph 15 providing that new rates from the Agreement shall not be implemented with an effective date prior to cycle one meter readings for the first calendar month following final Commission action on the Agreement. Therefore, final action by the Commission approving the Agreement no later than March 26, 2018 would allow Gulf to be able to begin returning the benefits of the tax savings beginning in April 2018. Should final action by the Commission occur after this date but before April 19, 2018, Gulf would be able to begin returning the tax savings to its customers in May 2018.

7. The requirement of Rule 28-106.204(3) to confer with all parties in the docket has been met as the Joint Movants are the only parties of record in Docket No. 20180039-EI and they

support this Motion.

8. The Joint Movants expressly consent to having the undersigned sign this Motion on their behalf.

WHEREFORE, the Joint Movants respectfully request that the Commission approve the Agreement and accompanying tariff sheets attached as Exhibits "A" and "B" consistent with this Motion.

Respectfully submitted this 24th day of February, 2018.



Gulf Power Company
JEFFREY A. STONE
General Counsel
Florida Bar No. 325953
jastone@southernco.com
One Energy Place
Pensacola, FL 32520-0100
(850) 444-6550

RUSSELL A. BADDERS
Florida Bar No. 007455
rab@beggslane.com
STEVEN R. GRIFFIN
Florida Bar No. 627569
srg@beggslane.com
Beggs & Lane
P. O. Box 12950
501 Commendencia Street
Pensacola, FL 32576-2950
(850) 432-2451
Attorneys for Gulf Power Company

Office of Public Counsel
J. R. Kelly, Public Counsel
Charles J. Rehwinkel, Deputy Public Counsel
Stephanie Morse, Associate Public Counsel
Office of Public Counsel
c/o The Florida Legislature
111 West Madison Street, Room 812
Tallahassee, FL 32399-1400

Florida Industrial Power Users Group
Jon C. Moyle, Jr., Esquire
Karen A. Putnal, Esquire
Moyle Law Firm, P.A.
The Perkins House
118 North Gadsden Street
Tallahassee, FL 32301

Southern Alliance for Clean Energy
George Cavros
120 E. Oakland Park Blvd., Suite 105
Fort Lauderdale, FL 33334
(954) 295-5714 (tel)
(866) 924-2824 (fax)

Exhibit “A”

(Stipulation and Settlement Agreement with Attachments A & B consisting of 57 pages)



Rhonda J. Alexander
Manager
Regulatory, Forecasting & Pricing

One Energy Place
Pensacola, FL 32520-0780
850 444 6743 tel
850 444 6026 fax
rjalexad@southernco.com

February 14, 2018

Ms. Carlotta Stauffer, Commission Clerk
Florida Public Service Commission
2540 Shumard Oak Boulevard
Tallahassee, FL 32399-0850

Re: Docket No. 20160186-EI
Docket No. 20180013-PU

Dear Ms. Stauffer:

Attached for official filing in the above-referenced docket is a Stipulation and Settlement Agreement of Gulf Power Company, the Office of Public Counsel, the Florida Industrial Power Users Group, and the Southern Alliance for Clean Energy.

Sincerely,

A handwritten signature in blue ink that reads "Rhonda J. Alexander".

Rhonda J. Alexander
Regulatory, Forecasting and Pricing Manager

md

Attachments

cc: Gulf Power Company
Jeffrey A. Stone, Esq., General Counsel
Beggs & Lane
Russell Badders, Esq.

BEFORE THE FLORIDA PUBLIC SERVICE COMMISSION

In re: Petition to establish a generic docket to investigate and adjust rates for 2018 tax savings, by Office of Public Counsel.

Docket No. 20180013-PU

In re: Petition for rate increase by Gulf Power Company.

Docket No. 20160186-EI

Filed: February 14, 2018

STIPULATION AND SETTLEMENT AGREEMENT

WHEREAS, Gulf Power Company (“Gulf” or the “Company”), the Citizens of Florida through the Office of Public Counsel (“OPC”), the Florida Industrial Power Users Group (“FIPUG”), and the Southern Alliance for Clean Energy (“SACE”) have signed this Stipulation and Settlement Agreement (the “Agreement”) which is submitted to the Florida Public Service Commission (“Commission”) for its review and approval (unless the context clearly requires otherwise, the term “Party” or “Parties” means a signatory to this Agreement, whether or not specifically named above); and

WHEREAS, on December 22, 2017, the President of the United States signed the Tax Cuts and Jobs Act (G.L.c 164, § 94) (“the Act”) previously passed by both houses of the Congress of the United States, and the effective date of the Act became January 1, 2018; and

WHEREAS, on January 9, 2018, OPC petitioned the Commission to establish a generic docket to investigate and adjust rates for all investor owned utilities to reflect the reduction in federal income tax expense caused by the Act, resulting in the establishment of Docket No. 20180013-PU; and

WHEREAS, on January 30, 2018, FIPUG filed its notice in Docket No. 20180013-PU that it joins the Petition filed on or about January 9, 2018 by OPC; and

WHEREAS, OPC, and by its joinder, FIPUG, explicitly acknowledged in the January 9, 2018 petition that Gulf is one of four utilities that should be exempted from Docket No. 20180013-PU as a result of the specific provisions regarding tax reform contained in the comprehensive settlement agreement between OPC and Gulf filed on March 20, 2017 (“the 2017 comprehensive settlement agreement”), later signed by FIPUG and SACE, and subsequently approved by the Commission as evidenced by its Order No. PSC-2017-0178-S-EI, issued May 16, 2017 (“the 2017 Rate Order”); and

WHEREAS, the 2017 comprehensive settlement agreement and the 2017 Rate Order established the new 2017 base rates for Gulf that took effect on July 1, 2017; and

WHEREAS, pursuant to paragraph 6 in the 2017 comprehensive settlement agreement between the Parties, the prospective adjustment to base rates is to be based on the net operating income effect of the change in the income tax rate from 35 percent to 21 percent, based on the base rate revenue increase authorized by Order No. PSC-2017-0178-S-EI, with an assumed impact of \$1.3 million per each percentage point of income tax rate change. This formulation results in a prospective reduction to Gulf’s new 2017 base rates totaling \$18.2 million on an annual basis; and

WHEREAS, the intent of the Parties in formulating paragraph 6 in the 2017 comprehensive settlement agreement was to provide for an expedited permanent base rate reduction on a going-forward basis solely due to the impact of the change in federal income tax rates on the revenue requirements embedded in the new 2017 base rates resulting from the 2017 comprehensive settlement agreement, in this instance with a filing requirement on or before the 60th day following the effective date of the new income tax rates; and

WHEREAS, the Parties to this Agreement have undertaken to resolve the issues raised by the enactment of the Act so as to maintain a degree of reasonableness, stability and predictability with respect to Gulf's base rates and charges; and

WHEREAS, the Parties have entered into this Agreement in compromise of positions taken in accord with their rights and interests under Chapters 350, 366 and 120, Florida Statutes, as applicable, and as a part of the negotiated exchange of consideration among the Parties to this Agreement, each has agreed to concessions to the others with the expectation that all provisions of the Agreement will be enforced by the Commission as to all matters addressed herein with respect to all Parties, upon acceptance of the Agreement as provided herein and upon approval in the public interest;

NOW THEREFORE, in consideration of the foregoing and the covenants contained herein, the Parties hereby stipulate and agree:

1. This Agreement shall be in lieu of and as a complete substitution for Gulf's involvement in Docket No. 20180013-PU as a party with regard to the matters addressed herein, and Gulf shall not be subject to discovery requests in that docket with regard to such matters.
2. This Agreement will become effective upon Commission approval, and the rate changes agreed to herein, except as otherwise provided in this Agreement, shall be effective April 1, 2018 (the "Implementation Date"). The base rate changes shall be applied to meter readings beginning with the first billing cycle for April 2018 ("cycle one"), regardless of the actual date the cycle one meter readings occur, and shall continue until Gulf's base rates are next reset in a general base rate proceeding. The other rate changes agreed to herein shall also be applied to meter readings beginning with cycle one for April 2018, regardless of the actual date the cycle one meter readings occur, except as otherwise

provided in this Agreement, and shall continue until such rates are reset by the Commission in the normal course of the ongoing cost recovery clause dockets in which such rates are normally addressed.

3. In the event that the achieved effective date for new rates is less than 30 days following a vote by the Commission to approve this Agreement, the Parties agree that the public interest warrants implementation of the new reduced rates using meter readings less than 30 days following said vote and hereby waive any rights that may otherwise apply with regard to such effective date.
4. The annualized impact on Gulf's base rates associated with the Act is a reduction of \$18.2 million per year and shall be implemented as a reduction to the current base rates (newly established and implemented in 2017 by the 2017 comprehensive settlement agreement) through the package of new 2018 rates set forth in Attachment A. The revised tariff sheets reflecting the revised rates shall be submitted by Gulf under separate cover letter.
5. Because the effective date of the Act is January 1, 2018, bills rendered on meter readings starting with cycle one for February 2018 and continuing until the effective date of the base rate reduction identified in paragraph 4 are not able to reflect the tax rate reduction of the Act. Therefore, a regulatory liability will be established that initially consists of an amount equal to 1/24th of the \$18.2 million annualized impact for the billing month of January, plus 1/12th of the \$18.2 million annualized impact for the billing month of February, plus 1/12th of the \$18.2 million annualized impact for the billing month of March (and, if necessary, any additional subsequent billing month prior to the actual effective date of new 2018 rates provided for herein). The accumulated balance in this

regulatory liability shall be refunded to Gulf's retail customers through a credit to the fuel cost recovery clause. In this fashion, the full annualized impact of the tax savings resulting from the Act will be either reflected in prospective base rates or as a credit to the benefit of customers in 2018. The refund to customers provided under this paragraph shall be in lieu of any other assertion of continuing jurisdiction over Gulf's base rates for periods prior to the prospective application of the new 2018 rates provided for herein.

6. The excess accumulated deferred income taxes created by the Act are accounted for as regulatory liabilities under Financial Accounting Standards Board (FASB) Accounting Standards Codification (ASC) paragraphs ASC 740-10-30-8, ASC 740-10-25-47, ASC 740-10-35-4 and ASC 740-10-55-23. In order to become compliant with these standards, Gulf restated the deferred taxes at December 31, 2017, to the new rates and booked the difference as regulatory liabilities. Some of these excess accumulated deferred income taxes (referred to as "protected" deferred taxes) relate to depreciable property and must be returned to customers over a specified time under provisions in federal law governing the flow back of the excess under principles of normalization.
7. Gulf contends that the remaining excess accumulated deferred income taxes (referred to as "unprotected" deferred taxes), while not subject to the same normalization provisions under federal law as the "protected" deferred taxes, would expose Gulf to added risk from future increases in federal tax over the next 20 years (the average remaining life of the underlying assets) if flowed back to customers over a shorter time frame. The Parties agree that the "unprotected" excess deferred tax regulatory liability shall be addressed as follows:
 - a. The "unprotected" deferred tax liability as of December 31, 2017 shall be

refunded to customers with the retail portion (\$69,407,000) credited to customers through the fuel cost recovery clause, and the cost recovery rates for the fuel cost recovery clause shall be reduced for the remainder of 2018 as provided in paragraph 8 below such that the full amount of the resulting credit is refunded to customers through rates in 2018.

b. In the event of a subsequent increase to the federal income tax rate applicable to Gulf that takes effect prior to 2038, Gulf shall be entitled to initiate a regulatory proceeding to address recovery through rates of any portion of the “unprotected” deferred tax liability credited to customers in accordance with this paragraph 7 that would then no longer be excess deferred taxes under the applicable tax law if the accelerated credit to customers resulting from this Agreement had not occurred. The Parties to this Agreement are not precluded from participating in any such proceeding with all rights conferred to a party therein.

8. The credits to the fuel cost recovery clause set forth in paragraphs 5 and 7 above shall be combined for use in calculating revised fuel cost recovery rates for the remainder of 2018 designed to refund to customers the full combined amount through rates in 2018. The effective date for the new fuel cost recovery rates shall be the same as the effective date for new 2018 base rates established pursuant to this Agreement.
9. Because of the significant level of investment reflected in the 2018 rates established for Gulf’s Environmental Cost Recovery Clause (“ECRC”), the tax rate change in the Act also has a sizable impact on recoverable costs in 2018. As a result, Gulf shall implement revised ECRC rates for the remainder of 2018 that reflect a reduction of \$15.6 million, which is estimated to be the full annual impact of the tax rate change on 2018 recoverable costs. The effective date for the new ECRC rates shall be the same as the effective date

for new 2018 base rates established pursuant to this Agreement. Any difference between the estimated impact credited to customers through this reduction in rates and the actual impact shall be addressed, resolved and trued-up through the normal process associated with the ECRC mechanism. The new fuel cost recovery rates to be implemented pursuant to paragraph 8 above and the revised ECRC rates for the remainder of 2018 to be implemented pursuant to this paragraph 9 are set forth in Attachment B. The revised tariff sheets reflecting the revised rates shall be submitted by Gulf under separate cover letter.

10. Gulf contends that returning the full amount of “unprotected” deferred taxes to customers in 2018, along with the loss of bonus depreciation, will put a strain on Gulf’s credit metrics (specifically its Funds From Operations (“FFO”) to Debt) over the short and long term. To offset this contended adverse impact on Gulf’s financial integrity, Gulf has stated its intent to fund 100 percent of the \$69.4 million refund to its customers with common equity.
11. The Parties agree that the first sentence in paragraph 3(b) of the 2017 comprehensive settlement agreement between the Parties approved by Order No. PSC-2017-0178-S-EI is hereby amended by replacing “52.5%” with “53.5%”. In all other respects, paragraph 3(b) of the 2017 comprehensive settlement agreement remains unchanged.
12. For purposes of transition, the remaining amount of the additional common equity not already reflected in the May 2018 Surveillance Report shall be added to the weighted average cost of capital (“WACC”) before use in the cost recovery clause filings normally based in part on the WACC from the May 2018 Surveillance Report (this transition adjustment is so that a full 13/13ths of the increased common equity related to replacing

the unprotected excess deferred taxes in Gulf's capital structure is included for all future cost recovery clause filings). The revised cost of capital revenue requirement rate set forth in Attachment B shall be used for all cost recovery clause purposes for costs incurred after January 1, 2018, beginning January 1, 2018, until such rate is superseded by the May 2018 Surveillance WACC as adjusted by operation of this paragraph 12.

13. The Parties acknowledge that, within the scope of paragraph 6 of the 2017 comprehensive settlement agreement, work is required to determine whether it is possible to recognize the flow back of the "protected" excess deferred taxes as an additional reduction in Gulf's base rates while remaining consistent with provisions in federal law governing the flow back of the excess under principles of normalization, and if so determined, whether such recognition is desirable to the Parties. It is the desire and intent of the Parties that the rate reductions agreed to elsewhere in this Agreement not be held up pending the additional work required as noted above. The Parties therefore agree that they will either submit a later agreement on the issue regarding "protected" excess deferred taxes identified and reserved for future determination under this paragraph 13 or initiate a limited scope proceeding, by May 1, 2018, for the purpose of determining the amount and flow back period of the "protected" excess deferred taxes through a prospective reduction in base rates. Any further base rate reduction resulting from such later agreement or limited scope proceeding within the scope of paragraph 6 of the 2017 comprehensive settlement agreement as set forth in this paragraph 13 shall be implemented on a prospective basis only no earlier than cycle one meter readings for January 2019. There will be an annual flow back or amortization of the "protected" excess deferred taxes in accordance with federal law establishing and governing the

principles of normalization, and the unamortized portion of the “protected” excess deferred tax regulatory liability shall continue to be included as a cost-free source of capital in Gulf’s capital structure. Resolution of the subject matter identified and reserved for future determination under this paragraph 13 shall not become a vehicle to revisit or alter the resolution of the issues addressed by the rate reductions set forth in paragraphs 4, 5 and 7 above which are intended to be the complete and final determination of the matters addressed therein.

14. Pending resolution of the matters reserved under paragraph 13 above, for 2018, Gulf shall initially accrue an amount to a regulatory liability account established pursuant to this Agreement (the “2018 Tax Refund Reserve”) that is the projected annual revenue requirement impact of reflecting the flow-back or amortization of the “protected” excess deferred taxes to customers under the Average Rate Assumption Method used following the Tax Reform Act of 1986. The amount so accrued shall be trueed up to the actual annual amount for 2018 under the methodology required by federal law establishing and governing the principles of normalization as applied under the Act. Unless the Parties agree to some other disposition as part of the resolution of the matters reserved under paragraph 13 above, the amount so accrued to the 2018 Reserve, including the true-up amount, shall be refunded to Gulf’s retail customers during the full calendar year 2019 through a credit to the fuel cost recovery clause in the same manner used to refund the “unprotected” excess deferred taxes through the fuel cost recovery clause rates during the remainder of 2018. The associated reduction in the fuel cost recovery rates from what would otherwise be applicable shall be effective for bills rendered on meter readings starting with cycle one for January 2019, regardless of the actual date the cycle one meter

readings occur.

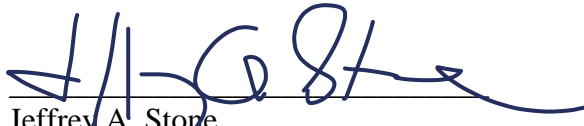
15. The Parties request that the Commission consider and approve this Agreement at the earliest possible date so that final agency action will allow implementation in accordance with paragraph 2 above. Notwithstanding the desire and agreement of the Parties regarding the implementation date for new rates as set forth in paragraph 2 above, new rates agreed to herein shall not be implemented with an effective date prior to cycle one meter readings for the first calendar month following the Commission's issuance of final order, or in the event that the approval occurs through the Proposed Agency Action ("PAA") process, a Consummating Order in connection with any Proposed Agency Action Order approving this Agreement thereby rendering such PAA as final agency action.
16. No Party to this Agreement will request, support, or seek to impose a change in the application of any provision hereof.
17. Except as expressly amended herein in paragraph 11, the 2017 comprehensive settlement agreement is not modified by this Agreement. Nothing in this Agreement shall be construed as a precedent in any other docket nor will any affiliate of Gulf cite or suggest any treatment of capital structure provided for in this Agreement should govern or be used as guidance or precedent in any Commission Docket pending on the effective date.
18. The provisions of this Agreement are contingent on approval of this Agreement in its entirety by the Commission without modification. The Parties agree that approval of this Agreement is in the public interest. The Parties further agree that they will support this Agreement and will not request or support any order, relief, outcome, or result in conflict with the terms of this Agreement in any administrative or judicial proceeding relating to,

reviewing, or challenging the establishment, approval, adoption, or implementation of this Agreement or the subject matter hereof. No party will assert in any proceeding before the Commission or any court that this Agreement or any of the terms in the Agreement shall have any precedential value, except to enforce the provisions of this Agreement. Approval of this Agreement in its entirety will resolve all matters and issues as they may relate to Gulf Power Company in Docket No. 20180013-PU, pursuant to and in accordance with Section 120.57(4), Florida Statutes. Gulf will be excused from further participation in Docket No. 20180013-PU, and the docket will be closed with regard to any issues affecting Gulf Power effective on the date of the Commission vote approving this Agreement. No Party shall seek appellate review of any order issued in regards to this Agreement. The prohibition against seeking appellate review of any order issued in regards to this Agreement shall not apply to any order resulting from the limited scope proceeding, if any, arising from the provisions of paragraph 13 above.

19. This Agreement is dated as of February 14, 2018. It may be executed in counterpart originals, and a scanned .pdf copy of an original signature shall be deemed an original. Any person or entity that executes a signature page to this Agreement shall become and be deemed a Party with the full range of rights and responsibilities provided hereunder, notwithstanding that such person or entity is not listed in the first recital above and executes the signature page subsequent to the date of this Agreement, it being expressly understood that the addition of any such additional Party (or Parties) shall not disturb or diminish the benefits of this Agreement to any current Party.

In Witness Whereof, the Parties evidence their acceptance and agreement with the provisions of this Agreement by their signature on one of the following pages.

Respectfully submitted,

A handwritten signature in blue ink, appearing to read "JAS", written over a horizontal line.

Jeffrey A. Stone

Florida Bar No. 325953

Vice President, General Counsel & Corporate Secretary


Gulf Power Company

One Energy Place

Pensacola, Florida 32520-0100

(850) 444-6550


Respectfully submitted,



J. R. Kelly, Public Counsel
Charles J. Rehwinkel, Deputy Public Counsel
Stephanie Morse, Associate Public Counsel
Office of Public Counsel
c/o The Florida Legislature
111 West Madison Street, Room 812
Tallahassee, FL 32399-1400
Office of Public Counsel


Attorneys for the Citizens of Florida

Respectfully submitted,


Feb. 14, 2018
Jon C. Moyle, Jr., Esquire
Karen A. Putnal, Esquire
Moyle Law Firm, P.A.
The Perkins House
118 North Gadsden Street
Tallahassee, FL 32301

Attorneys for the Florida Industrial Power Users Group (FIPUG)

Respectfully submitted,

A handwritten signature in blue ink, appearing to read 'G. Cavros', written over a horizontal line.

George Cavros
Southern Alliance for Clean Energy
120 E. Oakland Park Blvd., Suite 105
Fort Lauderdale, FL 33334
(954) 295-5714 (tel)
(866) 924-2824 (fax)

On Behalf of Southern Alliance for Clean Energy (SACE)

Rate Design Materials

This attachment is organized in five sections:

Section	Description	Page Numbers
A	<p>Summary</p> <p>Rate Summary Table and Impact on 1,000 kWh Residential Bill.</p>	2 - 5
B	<p>Allocation of the Rate Change</p> <p>Tables showing how the overall retail rate change has been spread to the various retail rate classes.</p>	6 - 7
C	<p>Proof of Revenue</p> <p>A detailed demonstration of the revenue produced by the retail rates (excluding Rate Schedule OS), and associated back-up information. The style of this section is very similar to that of MFR E-13c.</p>	8 - 24
D	<p>Proof of Revenue – Rate Schedule OS</p> <p>A detailed demonstration of the revenue produced by Rate Schedule OS (Outdoor Service). The style of this section is very similar to that of MFR E-13d.</p>	25 - 30
E	<p>Proof of Revenue Summary</p> <p>A summary of revenue achieved for all new retail rates from Section C and Section D.</p>	31 - 32

Section A Summary

**TAX REFORM
NEW RETAIL ELECTRIC SERVICE RATES
SUMMARY**

<u>Rate Schedule</u>	<u>Rate Component</u>	<u>Tax Reform Rates</u>
RS	Base Charge (\$/day)	\$0.64
	Energy-Demand Charge (¢/KWH)	4.997 ¢
GS	Base Charge (\$/Bill)	\$26.00
	Energy-Demand Charge (¢/KWH)	5.126 ¢
GSD	Base Charge (\$/Bill)	\$47.33
	Demand Charge (\$/KW)	\$7.16
	Energy Charge (¢/KWH)	1.834 ¢
	Primary Voltage Discount	(\$0.28)
LP	Base Charge (\$/Bill)	\$262.80
	Demand Charge (\$/KW)	\$12.48
	Energy Charge (¢/KWH)	0.942 ¢
	Primary Voltage Discount	(\$0.37)
	Transmission Voltage Discount	(\$0.57)
PX	Base Charge (\$/Bill)	\$813.73
	Demand Charge (\$/KW)	\$11.87
	Energy Charge (¢/KWH)	0.436 ¢
	Minimum Monthly Bill	
	Demand Charge (\$/KW)*	\$14.26
	Transmission Voltage Discount	(\$0.18)
RSTOU	Base Charge (\$/day)	\$0.64
	On-Peak Energy-Demand Charge (¢/KWH)	4.997 ¢
	Off-Peak Energy-Demand Charge (¢/KWH)	4.997 ¢
RSVP	Base Charge (\$/day)	\$0.64
	Low P1 (¢/KWH)	4.997 ¢
	Medium P2 (¢/KWH)	4.997 ¢
	High P3 (¢/KWH)	4.997 ¢
	Critical P4 (¢/KWH)	4.997 ¢
GSTOU	Base Charge (\$/Bill)	\$47.33
	Summer On-Peak (¢/KWH)	19.732 ¢
	Summer Intermediate (¢/KWH)	7.366 ¢
	Summer Off-Peak (¢/KWH)	3.063 ¢
	Winter (¢/KWH)	4.287 ¢
GSDT	Base Charge (\$/Bill)	\$47.33
	Maximum Demand Charge (\$/KW)	\$3.40
	On-Peak Demand Charge (\$/KW)	\$3.83
	On-Peak Energy Charge (¢/KWH)	1.834 ¢
	Off-Peak Energy Charge (¢/KWH)	1.834 ¢
	Primary Voltage Discount	(\$0.28)

<u>Rate Schedule</u>	<u>Rate Component</u>	<u>Tax Reform Rates</u>
LPT	Base Charge (\$/Bill)	\$262.80
	Maximum Demand Charge (\$/KW)	\$2.55
	On-Peak Demand Charge (\$/KW)	\$10.03
	On-Peak Energy Charge (¢/KWH)	0.942 ¢
	Off-Peak Energy Charge (¢/KWH)	0.942 ¢
	Primary Voltage Discount	(\$0.37)
	Transmission Voltage Discount	(\$0.57)
	Critical Peak Option:	
	Max Demand (\$/KW)	\$2.55
	On-Peak Demand (\$/KW)	\$10.03
PXT	Base Charge (\$/Bill)	\$813.73
	Maximum Demand Charge (\$/KW)	\$0.97
	On-Peak Demand Charge (\$/KW)	\$11.02
	On-Peak Energy Charge (¢/KWH)	0.436 ¢
	Off-Peak Energy Charge (¢/KWH)	0.436 ¢
	Minimum Monthly Bill	
	Maximum Demand Charge (\$/KW)*	\$14.38
	Transmission Voltage Discount	(\$0.18)
OS-I/II	Energy Charge (¢/KWH)	2.558 ¢
OS-III	Energy Charge (¢/KWH)	4.821 ¢
SBS 100 to 499 KW	Base Charge (\$/Bill)	\$261.68
	Local Facilities Charge (\$/KW)	\$2.96
	Reservation Charge (\$/KW)	\$1.40
	Daily Demand Charge (\$/KW)	\$0.66
	On-Peak Demand Charge (\$/KW)	\$3.83
	Energy Charge (¢/KWH)	3.071 ¢
	Primary Voltage Discount	(\$0.05)
SBS 500 to 7,499 KW	Base Charge (\$/Bill)	\$261.68
	Local Facilities Charge (\$/KW)	\$2.70
	Reservation Charge (\$/KW)	\$1.40
	Daily Demand Charge (\$/KW)	\$0.66
	On-Peak Demand Charge (\$/KW)	\$10.03
	Energy Charge (¢/KWH)	3.071 ¢
	Primary Voltage Discount	(\$0.05)
	Transmission Voltage Discount	(\$0.06)
SBS Above 7,499 KW	Base Charge (\$/Bill)	\$623.10
	Local Facilities Charge (\$/KW)	\$0.94
	Reservation Charge (\$/KW)	\$1.43
	Daily Demand Charge (\$/KW)	\$0.67
	On-Peak Demand Charge (\$/KW)	\$11.02
	Energy Charge (¢/KWH)	3.071 ¢
	Transmission Voltage Discount	(\$0.07)

Gulf Power Company
Residential Service @ 1,000 kWh
Total Monthly Billing Base Rate Impact of Tax Reform
(Includes Clauses & GRT)

Billing Basis	Monthly Bill	Change
Present Rate	\$ 144.00	
Proposed Rate	\$ 141.81	\$ (2.19)

Section B

Allocation of the Rate Change

**TAX REFORM
ALLOCATION OF CHANGE**

(1) RATE CLASS	(2) CHANGE FROM SERVICE CHARGES	(3) CHANGE FROM SALE OF ELECTRICITY	(4) CHANGE FROM OTHER REVENUE - UNBILLED	(5) TOTAL CHANGE	(6) % CHANGE
RESIDENTIAL	\$0	(\$10,912,895)	(\$14,105)	(\$10,927,000)	-2.95%
GS	\$0	(\$747,881)	(\$1,119)	(\$749,000)	-2.95%
GSD/GSDT	\$0	(\$3,622,892)	(\$1,108)	(\$3,624,000)	-2.95%
LP/LPT	\$0	(\$943,175)	\$175	(\$943,000)	-2.95%
MAJOR ACCTS	\$0	(\$1,369,000)	\$0	(\$1,369,000)	-2.95%
OS	\$0	(\$585,913)	(\$2,087)	(\$588,000)	-2.95%
TOTAL RETAIL:	\$0	(\$18,181,756)	(\$18,244)	(\$18,200,000)	-2.95%

Section C

Proof of Revenue

TAX REFORM
GULF POWER COMPANY
PROOF OF REVENUE AND RATE MIGRATIONS
BY RATE CLASS

REVENUE CALCULATION FOR RATE SCHEDULES RS, RSVP AND FLAT-RS

(1)	(2)	(3)	(4)	(5)	(6)	(7)	(8)
	PRESENT REVENUE CALCULATION			PROPOSED REVENUE CALCULATION			
BASE CHARGE (CHG)	NUMBER OF BILLS		CALCULATED REVENUES	BASE CHARGE	NUMBER OF BILLS		CALCULATED REVENUES
STANDARD RS:	4,432,780	BILLS @	\$87,680,388	STANDARD RS:	4,432,780	BILLS @	\$86,350,554
RSVP:	225,114	BILLS @	\$4,452,755	RSVP:	225,114	BILLS @	\$4,385,221
ENERGY/DEMAND CHG		KWH IN BLOCK		ENERGY/DEMAND CHG		KWH IN BLOCK	
STANDARD RS:	4,863,898,089	KWH @	\$251,998,560	STANDARD RS:	4,863,898,089	KWH @	\$243,048,988
RSVP: LOW	71,577,727	KWH @	\$3,708,442	RSVP: LOW	71,577,727	KWH @	\$3,576,739
RSVP: MEDIUM	199,092,749	KWH @	\$10,314,995	RSVP: MEDIUM	199,092,749	KWH @	\$9,948,665
RSVP: HIGH	45,333,662	KWH @	\$2,348,737	RSVP: HIGH	45,333,662	KWH @	\$2,265,323
RSVP: CRITICAL	329,619	KWH @	\$17,078	RSVP: CRITICAL	329,619	KWH @	\$16,471
FLAT-RS	139,057	Bills	\$9,992,833	FLAT-RS	139,057	Bills	\$9,992,833
PRESENT BASE REVENUE:			\$370,513,788	PROJECTED BASE REVENUE:			\$359,584,794
TOTAL CHANGE:				TOTAL CHANGE:			(\$10,928,994)
% CHANGE:				% CHANGE:			-2.95%

TAX REFORM
GULF POWER COMPANY
PROOF OF REVENUE AND RATE MIGRATIONS
BY RATE CLASS

REVENUE CALCULATION FOR RATE SCHEDULES GS AND FLAT-GS

(1)	(2)	(3)	(4)	(5)	(6)	(7)	(8)
PRESENT REVENUE CALCULATION				PROPOSED REVENUE CALCULATION			
BASE CHARGE	NUMBER OF BILLS		CALCULATED REVENUES	BASE CHARGE	NUMBER OF BILLS		CALCULATED REVENUES
STANDARD GS:	371,168	BILLS @ \$27.00 /BILL	\$10,021,536	STANDARD GS:	371,168	BILLS @ \$26.00 /BILL	\$9,650,368
ENERGY/DEMAND CHG				ENERGY/DEMAND CHG			
		KWH IN BLOCK				KWH IN BLOCK	
STANDARD GS:	290,359,844	KWH @ \$0.05256 /KWH	\$15,261,313	STANDARD GS:	290,359,844	KWH @ \$0.05126 /KWH	\$14,883,846
FLAT-GS	1,344	Bills 1,528,629 KWH	\$109,503	FLAT-GS	1,344	Bills 1,528,629 KWH	\$109,503
PRESENT BASE REVENUE :				PROJECTED BASE REVENUE :			
<u>\$25,392,352</u>				<u>\$24,643,717</u>			
TOTAL CHANGE:				TOTAL CHANGE:			
				(\$748,635)			
% CHANGE:				% CHANGE:			
				-2.95%			

TAX REFORM
GULF POWER COMPANY
PROOF OF REVENUE AND RATE MIGRATIONS
BY RATE CLASS

REVENUE CALCULATION FOR RATE SCHEDULES GSD, GSDT, AND GSTOU

(1)	(2)	(3)	(4)	(5)	(6)	(7)	(8)
PRESENT REVENUE CALCULATION - GSD, GSDT, AND GSTOU				PROPOSED REVENUE CALCULATION - GSD, GSDT, AND GSTOU			
BASE CHARGE	NUMBER OF BILLS	CALCULATED REVENUES	BASE CHARGE	NUMBER OF BILLS	CALCULATED REVENUES		
STANDARD :	168,046	\$8,083,013	STANDARD :	168,046	\$7,953,617		
TOU :	1,071	\$51,515	TOU :	1,071	\$50,690		
GSTOU :	8,184	\$393,650	GSTOU :	8,184	\$387,349		
DEMAND CHARGE			DEMAND CHARGE				
STANDARD :			STANDARD :				
TOU : MAX DEMAND		\$7.38 /KW	TOU : MAX DEMAND		\$7.16 /KW		
TOU : ON-PEAK		\$3.51 /KW	TOU : ON-PEAK		\$3.40 /KW		
		\$3.95 /KW			\$3.83 /KW		
ENERGY CHARGE			ENERGY CHARGE				
STANDARD :			STANDARD :				
TOU : ON-PEAK		2,452,906,787	TOU : ON-PEAK		2,452,906,787	\$0.01834 /KWH	\$44,986,310
TOU : OFF-PEAK		6,599,972	TOU : OFF-PEAK		6,599,972	\$0.01834 /KWH	\$121,043
TOU : SUM ON-PK		16,385,936	TOU : SUM ON-PK		16,385,936	\$0.01834 /KWH	\$300,518
TOU : SUM INTER		2,074,889	TOU : SUM INTER		2,074,889	\$0.19732 /KWH	\$409,417
TOU : SUM OFF-PK		2,007,228	TOU : SUM OFF-PK		2,007,228	\$0.07366 /KWH	\$147,852
TOU : WINTER		9,353,666	TOU : WINTER		9,353,666	\$0.03063 /KWH	\$286,503
		20,370,524			20,370,524	\$0.04287 /KWH	\$873,284
REACTIVE CHARGE			REACTIVE CHARGE				
STANDARD :			STANDARD :				
TOU :		52	TOU :		52	\$1.00 /KVAR	\$52
		---			---	---	---
VOLTAGE DISCOUNTS			VOLTAGE DISCOUNTS				
STANDARD : PRIMARY			STANDARD : PRIMARY				
		33,009			33,009	\$0.28 /KW	(\$9,243)
		33,009			33,009	\$0.07 /KW	(\$2,311)
		11,444,701			11,444,701	(\$0.00018) /KWH	(\$2,060)
SUBTOTAL BASE REVENUE:		\$115,373,078	SUBTOTAL BASE REVENUE:		\$111,963,103		

TAX REFORM
 GULF POWER COMPANY
 PROOF OF REVENUE AND RATE MIGRATIONS
 BY RATE CLASS

REVENUE CALCULATION FOR RATE SCHEDULES_GSD, GSDT, AND_GSTOU

(1)	(2)	(3)	(4)	(5)	(6)	(7)	(8)
TRANSFERS TO RATE SCHEDULE GS FROM GSD - PRESENT REVENUE CALCULATION				TRANSFERS TO RATE SCHEDULE GS FROM GSD - PROPOSED REVENUE CALCULATION			
BASE CHARGE		NUMBER OF BILLS		BASE CHARGE		NUMBER OF BILLS	
STANDARD :	31,564	\$27.00	\$852,228	STANDARD :	31,564	\$26.00	\$820,664
TOU :	---	--- /BILL	---	TOU :	---	--- /BILL	---
DEMAND CHARGE		BILLING KW IN BLOCK		DEMAND CHARGE		BILLING KW IN BLOCK	
STANDARD :	---	--- /KW	---	STANDARD :	---	--- /KW	---
TOU : MAX DEMAND	---	--- /KW	---	TOU : MAX DEMAND	---	--- /KW	---
TOU : ON-PEAK	---	--- /KW	---	TOU : ON-PEAK	---	--- /KW	---
ENERGY CHARGE		KWH IN BLOCK		ENERGY/DEMAND CHG		KWH IN BLOCK	
STANDARD :	73,557,266	\$0.05256 /KWH	\$3,866,170	STANDARD :	73,557,266	\$0.05126 /KWH	\$3,770,545
TOU : ON-PEAK	---	--- /KWH	---	TOU : ON-PEAK	---	--- /KWH	---
TOU : OFF-PEAK	---	--- /KWH	---	TOU : OFF-PEAK	---	--- /KWH	---
VOLTAGE DISCOUNTS				VOLTAGE DISCOUNTS			
STANDARD : PRIMARY	---	KW @	---	STANDARD : PRIMARY	---	KW @	---
	---	KW @	---		---	KW @	---
	---	KWH @	---		---	KWH @	---
SUBTOTAL BASE REVENUE :		\$4,718,398		SUBTOTAL BASE REVENUE :		\$4,591,209	

TAX REFORM
 GULF POWER COMPANY
 PROOF OF REVENUE AND RATE MIGRATIONS
 BY RATE CLASS

REVENUE CALCULATION FOR RATE SCHEDULES_GSD, GSDT, AND_GSTOU

(1)	(2)	(3)	(4)	(5)	(6)	(7)	(8)
TRANSFERS TO RATE SCHEDULE LP FROM GSD - PRESENT REVENUE CALCULATION				TRANSFERS TO RATE SCHEDULE LP FROM GSD - PROPOSED REVENUE CALCULATION			
BASE CHARGE		NUMBER OF BILLS		BASE CHARGE		NUMBER OF BILLS	
STANDARD :	354	\$262.80	\$93,031	STANDARD :	354	\$262.80	\$93,031
TOU :	---	/BILL	---	TOU :	---	/BILL	---
DEMAND CHARGE		BILLING KW IN BLOCK		DEMAND CHARGE		BILLING KW IN BLOCK	
STANDARD :	151,805	\$12.87	\$1,953,730	STANDARD :	151,805	\$12.48	\$1,894,526
TOU : MAX DEMAND	---	/KW	---	TOU : MAX DEMAND	---	/KW	---
TOU : ON-PEAK	---	/KW	---	TOU : ON-PEAK	---	/KW	---
ENERGY CHARGE		KWH IN BLOCK		ENERGY CHARGE		KWH IN BLOCK	
STANDARD :	57,102,033	\$0.00972	\$555,032	STANDARD :	57,102,033	\$0.00942	\$537,901
TOU : ON-PEAK	---	/KWH	---	TOU : ON-PEAK	---	/KWH	---
TOU : OFF-PEAK	---	/KWH	---	TOU : OFF-PEAK	---	/KWH	---
VOLTAGE DISCOUNTS				VOLTAGE DISCOUNTS			
STANDARD : PRIMARY	4,928	(\$0.40)	(\$1,971)	STANDARD : PRIMARY	4,928	(\$0.37)	(\$1,823)
	4,928	(\$0.13)	(\$641)		4,928	(\$0.12)	(\$591)
	1,215,255	(\$0.00010)	(\$122)		1,215,255	(\$0.00009)	(\$109)
SUBTOTAL BASE REVENUE :				SUBTOTAL BASE REVENUE :			
\$2,599,059				\$2,522,935			

TAX REFORM
 GULF POWER COMPANY
 PROOF OF REVENUE AND RATE MIGRATIONS
 BY RATE CLASS

REVENUE CALCULATION FOR RATE SCHEDULES_GSD, GSDT, AND_GSTOU

(1)	(2)	(3)	(4)	(5)	(6)	(7)	(8)
TRANSFERS TO RATE SCHEDULE GSD FROM GSDT - PRESENT REVENUE CALCULATION				TRANSFERS TO RATE SCHEDULE GSD FROM GSDT - PROPOSED REVENUE CALCULATION			
BASE CHARGE				BASE CHARGE			
STANDARD :	117	\$48.10 /BILL	\$5,628	STANDARD :	117	\$47.33 /BILL	\$5,538
TOU :	---	/BILL	---	TOU :	---	/BILL	---
DEMAND CHARGE				DEMAND CHARGE			
STANDARD :	18,542	\$7.38 /KW	\$136,840	STANDARD :	18,542	\$7.16 /KW	\$132,761
TOU : MAX DEMAND	---	/KW	---	TOU : MAX DEMAND	---	/KW	---
TOU : ON-PEAK	---	/KW	---	TOU : ON-PEAK	---	/KW	---
ENERGY CHARGE				ENERGY/DEMAND CHARGE			
STANDARD :	8,843,555	\$0.01894 /KWH	\$167,497	STANDARD :	8,843,555	\$0.01834 /KWH	\$162,191
TOU : ON-PEAK	---	/KWH	---	TOU : ON-PEAK	---	/KWH	---
TOU : OFF-PEAK	---	/KWH	---	TOU : OFF-PEAK	---	/KWH	---
VOLTAGE DISCOUNTS				VOLTAGE DISCOUNTS			
STANDARD : PRIMARY	---	KW @	---	STANDARD : PRIMARY	---	KW @	---
	---	KW @	---		---	KW @	---
	---	KWH @	---		---	KWH @	---
SUBTOTAL BASE REVENUE :				SUBTOTAL BASE REVENUE :			
\$309,965				\$300,490			

TAX REFORM
GULF POWER COMPANY
PROOF OF REVENUE AND RATE MIGRATIONS
BY RATE CLASS

REVENUE CALCULATION FOR RATE SCHEDULES GSD, GSDT, AND GSTOU

(1)	(2)	(3)	(4)	(5)	(6)	(7)	(8)
<hr/>							
SUBTOTAL BASE REVENUE (PAGE 3 OF 14):			\$115,373,078				\$111,963,103
SUBTOTAL BASE REVENUE (PAGE 4 OF 14):			\$4,718,398				\$4,591,209
SUBTOTAL BASE REVENUE (PAGE 5 OF 14):			\$2,599,059				\$2,522,935
SUBTOTAL BASE REVENUE (PAGE 6 OF 14):			\$309,965				\$300,490
<hr/>							
PRESENT BASE REVENUE:			\$123,000,500			PROJECTED BASE REVENUE:	\$119,377,737
<hr/>							
TOTAL CHANGE:							(\$3,622,763)
% CHANGE:							-2.95%

TAX REFORM
GULF POWER COMPANY
PROOF OF REVENUE AND RATE MIGRATIONS
BY RATE CLASS

REVENUE CALCULATION FOR RATE SCHEDULES LP AND LPT

(1)	(2)	(3)	(4)	(5)	(6)	(7)	(8)
PRESENT REVENUE CALCULATION - LP AND LPT				PROPOSED REVENUE CALCULATION - LP AND LPT			
BASE CHARGE	NUMBER OF BILLS	CALCULATED REVENUES	BASE CHARGE	NUMBER OF BILLS	CALCULATED REVENUES		
STANDARD :	925 BILLS @	\$243,090	STANDARD :	925 BILLS @	\$243,090		
TOU :	309 BILLS @	\$81,205	TOU :	309 BILLS @	\$81,205		
TOU-CPO :	252 BILLS @	\$66,226	TOU-CPO :	252 BILLS @	\$66,226		
DEMAND CHARGE							
STANDARD :	638,399 KW @	\$8,216,195	STANDARD :	638,399 KW @	\$8,216,195		
TOU : MAX DEMAND	318,190 KW @	\$336,840	TOU : MAX DEMAND	318,190 KW @	\$336,840		
TOU : ON-PEAK	311,873 KW @	\$3,224,767	TOU : ON-PEAK	311,873 KW @	\$3,224,767		
TOU-CPO : MAX DEMAND	120,247 KW @	\$316,250	TOU-CPO : MAX DEMAND	120,247 KW @	\$316,250		
TOU-CPO : ON-PEAK	116,581 KW @	\$1,205,448	TOU-CPO : ON-PEAK	116,581 KW @	\$1,205,448		
ENERGY CHARGE							
STANDARD :	258,455,767 KWH @	\$2,512,190	STANDARD :	258,455,767 KWH @	\$2,512,190		
TOU : ON-PEAK	45,775,370 KWH @	\$444,937	TOU : ON-PEAK	45,775,370 KWH @	\$444,937		
TOU : OFF-PEAK	123,885,986 KWH @	\$1,204,172	TOU : OFF-PEAK	123,885,986 KWH @	\$1,204,172		
TOU-CPO : ON-PEAK	16,514,412 KWH @	\$160,520	TOU-CPO : ON-PEAK	16,514,412 KWH @	\$160,520		
TOU-CPO : OFF-PEAK	44,979,991 KWH @	\$437,206	TOU-CPO : OFF-PEAK	44,979,991 KWH @	\$437,206		
REACTIVE CHARGE							
STANDARD :	31,155 KVAR @	\$31,155	STANDARD :	31,155 KVAR @	\$31,155		
TOU :	24,105 KVAR @	\$24,105	TOU :	24,105 KVAR @	\$24,105		
TOU-CPO :	8,604 KVAR @	\$8,604	TOU-CPO :	8,604 KVAR @	\$8,604		
VOLTAGE DISCOUNTS							
STANDARD : PRI	174,321 KW @	(\$69,728)	STANDARD : PRI	174,321 KW @	(\$69,728)		
	174,321 KW @	(\$22,662)		174,321 KW @	(\$22,662)		
	79,597,148 KWH @	(\$7,960)		79,597,148 KWH @	(\$7,960)		
TOU : PRIMARY	94,882 MAX KW @	(\$37,953)	TOU : PRIMARY	94,882 MAX KW @	(\$37,953)		
	94,882 MAX KW @	(\$2,846)		94,882 MAX KW @	(\$2,846)		
	94,081 ON-PK KW @	(\$9,408)		94,081 ON-PK KW @	(\$9,408)		
	14,061,156 ON-PK KWH @	(\$1,406)		14,061,156 ON-PK KWH @	(\$1,406)		
	37,209,462 OFF-PK KWH @	(\$3,721)		37,209,462 OFF-PK KWH @	(\$3,721)		
TOU-CPO : PRIMARY	14,740 MAX KW @	(\$5,896)	TOU-CPO : PRIMARY	14,740 MAX KW @	(\$5,896)		
	14,740 MAX KW @	(\$442)		14,740 MAX KW @	(\$442)		
	14,526 ON-PK KW @	(\$1,453)		14,526 ON-PK KW @	(\$1,453)		
	1,782,649 ON-PK KWH @	(\$178)		1,782,649 ON-PK KWH @	(\$178)		
	4,717,351 OFF-PK KWH @	(\$472)		4,717,351 OFF-PK KWH @	(\$472)		
				SUBTOTAL BASE REVENUE :			
				\$18,848,785			
				SUBTOTAL BASE REVENUE :			
				\$18,296,663			

TAX REFORM
 GULF POWER COMPANY
 PROOF OF REVENUE AND RATE MIGRATIONS
 BY RATE CLASS

REVENUE CALCULATION FOR RATE SCHEDULES LP AND LPT

(1)	(2)	(3)	(4)	(5)	(6)	(7)	(8)
TRANSFERS TO RATE SCHEDULE GSD FROM LP - PRESENT REVENUE CALCULATION				TRANSFERS TO RATE SCHEDULE GSD FROM LP - PROPOSED REVENUE CALCULATION			
BASE CHARGE				BASE CHARGE			
STANDARD :	575	\$48.10	\$27,658	STANDARD :	575	\$47.33	\$27,215
TOU :	---	/BILL	---	TOU :	---	/BILL	---
DEMAND CHARGE				DEMAND CHARGE			
STANDARD :	185,822	\$7.38	\$1,371,366	STANDARD :	185,822	\$7.16	\$1,330,486
TOU : MAX DEMAND	---	/KW	---	TOU : MAX DEMAND	---	/KW	---
TOU : ON-PEAK	---	/KW	---	TOU : ON-PEAK	---	/KW	---
ENERGY CHARGE				ENERGY CHARGE			
STANDARD :	86,844,865	\$0.01894	\$1,644,842	STANDARD :	86,844,865	\$0.01834	\$1,592,735
TOU : ON-PEAK	---	/KWH	---	TOU : ON-PEAK	---	/KWH	---
TOU : OFF-PEAK	---	/KWH	---	TOU : OFF-PEAK	---	/KWH	---
REACTIVE CHARGE				REACTIVE CHARGE			
STANDARD :	10,390	\$1.00	\$10,390	STANDARD :	10,390	\$1.00	\$10,390
TOU :	---	/KVAR	---	TOU :	---	/KVAR	---
VOLTAGE DISCOUNTS				VOLTAGE DISCOUNTS			
STANDARD : PRIMARY	6,484	(\$0.30)	(\$1,945)	STANDARD : PRIMARY	6,484	(\$0.28)	(\$1,816)
	6,484	(\$0.07)	(\$454)		6,484	(\$0.07)	(\$454)
	3,244,309	(\$0.00019)	(\$616)		3,244,309	(\$0.00018)	(\$584)
SUBTOTAL BASE REVENUE :				SUBTOTAL BASE REVENUE :			
\$3,051,241				\$2,957,972			

TAX REFORM
GULF POWER COMPANY
PROOF OF REVENUE AND RATE MIGRATIONS
BY RATE CLASS

REVENUE CALCULATION FOR RATE SCHEDULES LP AND LPT

	(1)	(2)	(3)	(4)	(5)	(6)	(7)	(8)
TRANSFERS TO RATE SCHEDULE LP FROM LPT - PRESENT REVENUE CALCULATION								
BASE CHARGE				CALCULATED				REVENUES
STANDARD :		100	\$262.80 /BILL	\$26,280				\$26,280
TOU :		---	--- /BILL	---				---
				NUMBER OF BILLS			NUMBER OF BILLS	
				BILLS @			BILLS @	
				---			---	
				BILLING KW IN BLOCK			BILLING KW IN BLOCK	
STANDARD :		462,316	\$12.87 /KW	\$5,950,007			\$12.48 /KW	\$5,769,704
TOU : MAX DEMAND		---	--- /KW	---			--- /KW	---
TOU : ON-PEAK		---	--- /KW	---			--- /KW	---
ENERGY CHARGE								
STANDARD :		254,225,155	\$0.00972 /KWH	\$2,471,069			\$0.00942 /KWH	\$2,394,801
TOU : ON-PEAK		---	--- /KWH	---			--- /KWH	---
TOU : OFF-PEAK		---	--- /KWH	---			--- /KWH	---
REACTIVE CHARGE								
STANDARD :		5,520	\$1.00 /KVAR	\$5,520			\$1.00 /KVAR	\$5,520
TOU :		---	--- /KVAR	---			--- /KVAR	---
VOLTAGE DISCOUNTS								
STANDARD : PRI		426,295	(\$0.40) /KW	(\$170,518)			(\$0.37) /KW	(\$157,729)
		426,295	(\$0.13) /KW	(\$55,418)			(\$0.12) /KW	(\$51,155)
		233,029,811	(\$0.00010) /KWH	(\$23,303)			(\$0.00009) /KWH	(\$20,973)
TOU : PRI		---	MAX KW @	---			MAX KW @	---
		---	MAX KW @	---			MAX KW @	---
		---	ON-PK KW @	---			ON-PK KW @	---
		---	ON-PK KWH @	---			ON-PK KWH @	---
		---	OFF-PK KWH @	---			OFF-PK KWH @	---
				SUBTOTAL BASE REVENUE :	\$8,203,637		SUBTOTAL BASE REVENUE :	\$7,966,448

TAX REFORM
 GULF POWER COMPANY
 PROOF OF REVENUE AND RATE MIGRATIONS
 BY RATE CLASS

REVENUE CALCULATION FOR RATE SCHEDULES LP AND LPT

(1)	(2)	(3)	(4)	(5)	(6)	(7)	(8)	
TRANSFERS TO RATE SCHEDULE GSD FROM LPT - PRESENT REVENUE CALCULATION				TRANSFERS TO RATE SCHEDULE GSD FROM LPT - PROPOSED REVENUE CALCULATION				
BASE CHARGE STANDARD : 194 BILLS @ \$48.10 /BILL TOU : --- /BILL				BASE CHARGE STANDARD : 194 BILLS @ \$47.33 /BILL TOU : --- /BILL				CALCULATED REVENUES \$9,331 ---
DEMAND CHARGE STANDARD : 67,550 KW @ \$7.38 /KW TOU : MAX DEMAND --- /KW TOU : ON-PEAK --- /KW				DEMAND CHARGE STANDARD : 67,550 KW @ \$7.16 /KW TOU : MAX DEMAND --- /KW TOU : ON-PEAK --- /KW				CALCULATED REVENUES \$498,519 --- ---
ENERGY CHARGE STANDARD : 36,554,859 KWH @ \$0.01894 /KWH TOU : ON-PEAK --- /KWH TOU : OFF-PEAK --- /KWH				ENERGY CHARGE STANDARD : 36,554,859 KWH @ \$0.01834 /KWH TOU : ON-PEAK --- /KWH TOU : OFF-PEAK --- /KWH				CALCULATED REVENUES \$692,349 --- ---
REACTIVE CHARGE STANDARD : 3,509 KVAR @ \$1.00 /KVAR TOU : --- /KVAR				REACTIVE CHARGE STANDARD : 3,509 KVAR @ \$1.00 /KVAR TOU : --- /KVAR				CALCULATED REVENUES \$3,509 ---
VOLTAGE DISCOUNTS STANDARD : PRI 5,191 KW @ (\$0.30) /KW 5,191 KW @ (\$0.07) /KW 2,269,715 KWH @ (\$0.00019) /KWH TOU : PRI --- /KW --- /KW --- /KW --- /KW --- /KW --- /KW				VOLTAGE DISCOUNTS STANDARD : PRI 5,191 KW @ (\$0.28) /KW 5,191 KW @ (\$0.07) /KW 2,269,715 KWH @ (\$0.00018) /KWH TOU : PRI --- /KW --- /KW --- /KW --- /KW --- /KW --- /KW				CALCULATED REVENUES (\$1,557) (\$363) (\$431) --- --- --- --- --- ---
SUBTOTAL BASE REVENUE :				SUBTOTAL BASE REVENUE :				\$1,201,357 \$1,164,540

TAX REFORM
 GULF POWER COMPANY
 PROOF OF REVENUE AND RATE MIGRATIONS
 BY RATE CLASS

REVENUE CALCULATION FOR RATE SCHEDULES LP AND LPT

(1)	(2)	(3)	(4)	(5)	(6)	(7)	(8)
<u>TRANSFERS TO RATE SCHEDULE GSDT FROM LPT - PRESENT REVENUE CALCULATION</u>				<u>TRANSFERS TO RATE SCHEDULE GSDT FROM LPT - PROPOSED REVENUE CALCULATION</u>			
BASE CHARGE		NUMBER OF BILLS		BASE CHARGE		NUMBER OF BILLS	
STANDARD :	---	---	---	---	---	---	---
TOU :	117	117	\$5,628	117	117	\$47.33	\$5,538
	BILLS @	BILLS @	/BILL	BILLS @	BILLS @	/BILL	
DEMAND CHARGE		BILLING KW IN BLOCK		DEMAND CHARGE		BILLING KW IN BLOCK	
STANDARD :	---	---	---	---	---	---	---
TOU : MAX DEMAND	41,375	41,375	\$145,226	41,375	41,375	\$3.40	\$140,675
TOU : ON-PEAK	40,353	40,353	\$159,394	40,353	40,353	\$3.83	\$154,552
	KW @	KW @	/KW	KW @	KW @	/KW	
ENERGY CHARGE		KWH IN BLOCK		ENERGY CHARGE		KWH IN BLOCK	
STANDARD :	---	---	---	---	---	---	---
TOU : ON-PEAK	5,518,189	5,518,189	\$104,514	5,518,189	5,518,189	0.01834	\$101,204
TOU : OFF-PEAK	15,081,485	15,081,485	\$285,643	15,081,485	15,081,485	0.01834	\$276,594
	KWH @	KWH @	/KWH	KWH @	KWH @	/KWH	
REACTIVE CHARGE		KVAR @		REACTIVE CHARGE		KVAR @	
STANDARD :	---	---	---	---	---	---	---
TOU :	342	342	\$342	342	342	\$1.00	\$342
	KVAR @	KVAR @	/KVAR	KVAR @	KVAR @	/KVAR	
SUBTOTAL BASE REVENUE :				SUBTOTAL BASE REVENUE :			
\$700,747				\$678,905			

TAX REFORM
GULF POWER COMPANY
PROOF OF REVENUE AND RATE MIGRATIONS
BY RATE CLASS

REVENUE CALCULATION FOR RATE SCHEDULES LP AND LPT

(1)	(2)	(3)	(4)	(5)	(6)	(7)	(8)
SUBTOTAL BASE REVENUE (PAGE 8 OF 14):			\$18,848,785				\$18,296,663
SUBTOTAL BASE REVENUE (PAGE 9 OF 14):			\$3,051,241				\$2,957,972
SUBTOTAL BASE REVENUE (PAGE 10 OF 14):			\$8,203,637				\$7,966,448
SUBTOTAL BASE REVENUE (PAGE 11 OF 14):			\$1,201,357				\$1,164,540
SUBTOTAL BASE REVENUE (PAGE 12 OF 14):			\$700,747				\$678,905
PRESENT BASE REVENUE:			<u>\$32,005,767</u>				<u>\$31,064,528</u>
						PROJECTED BASE REVENUE:	
							TOTAL CHANGE:
							(\$941,239)
							% CHANGE:
							-2.94%

TAX REFORM
GULF POWER COMPANY
PROOF OF REVENUE AND RATE MIGRATIONS
BY RATE CLASS

REVENUE CALCULATION FOR RATE SCHEDULES SBS, RTP, AND CIS		PRESENT REVENUE CALCULATION - SBS, RTP, AND CIS		PROPOSED REVENUE CALCULATION - SBS, RTP, AND CIS		(8)	
(1)	(2)	(3)	(4)	(5)	(6)	(7)	(8)
PRESENT REVENUE CALCULATION - SBS, RTP, AND CIS		REVENUE CALCULATION FOR RATE SCHEDULES SBS, RTP, AND CIS		PROPOSED REVENUE CALCULATION - SBS, RTP, AND CIS		(8)	
SBS BASE CHARGE	NUMBER OF BILLS 24 BILLS @ 12 BILLS @	\$261.68 /BILL \$623.10 /BILL	\$6,280 \$7,477	SBS BASE CHARGE	24 BILLS @ 12 BILLS @	\$261.68 /BILL \$623.10 /BILL	\$6,280 \$7,477
SBS LOCAL FAC CHG	BILLING KW IN BLOCK 59,015 KW @ 751,200 KW @	\$2.79 /KW \$0.96 /KW	\$164,652 \$721,152	SBS LOCAL FAC CHG	BILLING KW IN BLOCK 59,015 KW @ 751,200 KW @	\$2.70 /KW \$0.94 /KW	\$159,341 \$706,128
SBS RESERV CHG	BILLING KW IN BLOCK 59,015 KW @ 751,200 KW @	\$1.44 /KW \$1.47 /KW	\$84,982 \$1,104,264	SBS RESERV CHG	BILLING KW IN BLOCK 59,015 KW @ 751,200 KW @	\$1.40 /KW \$1.43 /KW	\$82,621 \$1,074,216
SBS DAILY DEMAND	BILLING KW IN BLOCK --- KW @ --- KW @	\$0.68 /KW \$0.69 /KW	--- ---	SBS DAILY DEMAND	BILLING KW IN BLOCK --- KW @ --- KW @	\$0.66 /KW \$0.67 /KW	--- ---
SBS ENERGY CHARGE	KWH IN BLOCK 685,071 KWH @ 3,574,201 KWH @ 2,628,372 KWH @ 5,015,628 KWH @	\$0.03225 /KWH \$0.03225 /KWH \$0.03225 /KWH \$0.03225 /KWH	\$22,094 \$115,268 \$84,765 \$161,754	SBS ENERGY CHARGE	KWH IN BLOCK 685,071 KWH @ 3,574,201 KWH @ 2,628,372 KWH @ 5,015,628 KWH @	\$0.03071 /KWH \$0.03071 /KWH \$0.03071 /KWH \$0.03071 /KWH	\$21,039 \$109,764 \$80,717 \$154,030
SBS VOLTAGE DISCOUNT - TRANSMISSION	LFC KW @ 59,015 LFC KW @ 59,015 RC KW @ 685,071 ON-PEAK @ 3,574,201 OFF-PEAK @	(\$0.06) /KW (\$0.06) /KW (\$0.03) /KW (\$0.00065) /KWH (\$0.00065) /KWH	(\$3,541) (\$3,541) (\$1,770) (\$445) (\$2,323)	SBS VOLTAGE DISCOUNT - TRANSMISSION	LFC KW @ 59,015 LFC KW @ 59,015 RC KW @ 685,071 ON-PEAK @ 3,574,201 OFF-PEAK @	(\$0.06) /KW (\$0.05) /KW (\$0.03) /KW (\$0.00061) /KWH (\$0.00061) /KWH	(\$3,645) (\$2,951) (\$1,770) (\$418) (\$2,180)
SUBTOTAL BASE REVENUE:			\$2,461,068	SUBTOTAL PROJECTED BASE REVENUE:			\$2,390,649
RTP	1,524 Bills	1,643,584,389 KWH	\$42,805,283	RTP	1,524 Bills	1,643,584,389 KWH	\$41,506,851
CIS	12 Bills	49,000,000 KWH	\$1,207,761	CIS	12 Bills	49,000,000 KWH	\$1,207,761
PRESENT BASE REVENUE:			\$46,474,112	PROJECTED BASE REVENUE:			\$45,105,261
TOTAL CHANGE:				TOTAL CHANGE:			(\$1,368,851)
% CHANGE:				% CHANGE:			-2.95%

**TAX REFORM
BASE CHARGE CHANGES AND CORRESPONDING UNIT COSTS**

(1)	(2)	(3)	(4)
<u>RATE CLASS</u>	<u>CURRENT BASE CHARGE</u>	<u>NEW BASE CHARGE TAX REFORM</u>	<u>UNIT COST</u>
RESIDENTIAL	\$0.65 /day	\$0.64 /day ⁽¹⁾	\$19.56 /mo.
GS	\$27.00 /mo.	\$26.00 /mo.	\$26.55 /mo.
GSD/GSDT	\$48.10 /mo.	\$47.33 /mo.	\$47.45 /mo.
PX/PXT	\$838.43 /mo.	\$813.73 /mo.	No Data: Billing Units = 0

⁽¹⁾Converting the Residential Base Charge to an average monthly value using 30.4375 days per month yields \$19.48 per month

**TAX REFORM
TRANSFORMER DISCOUNTS AND UNIT COSTS**

A	B	C	D
Rate Schedule and Voltage Level	Contract Level	Gulf's Current Discount* (\$/KW/MO)	Tax Reform Unit Cost (\$/KW/MO)
GSD/GSDT - Primary	N/A	\$0.30	\$0.28
LP/LPT - Primary	N/A	\$0.40	\$0.37
LP/LPT - Transmission	N/A	\$0.61	\$0.57
PX/PXT - Transmission	N/A	\$0.18	\$0.18
SBS - Primary	1 - 499 KW	\$0.05	\$0.05
SBS - Primary	500 - 7,499 KW	\$0.05	\$0.05
SBS - Transmission	500 - 7,499 KW	\$0.06	\$0.06
SBS - Transmission	7,500 KW - above	\$0.07	\$0.07

*Prepared using methodology specified by the FPSC's final orders in Gulf's last three rate cases.

Section D

Proof of Revenue

Rate Schedule OS

TAX REFORM
GULF POWER COMPANY
RATE SCHEDULE OS

(1) Type of Facility	(2) Description	(3) Annual Billing Items	(4) Est. Monthly KWH	(5) Annual KWH	(6) Present Rates					(7) Proposed Rates					(16) Percent Change
					(6) Facility Charge	(7) Maintenance Charge	(8) Energy Charge	(9) Total Monthly Charge	(10) Total Revenue	(11) Facility Charge	(12) Maintenance Charge	(13) Energy Charge	(14) Total Monthly Charge	(15) Total Revenue	
HIGH PRESSURE SODIUM VAPOR (OS-I/II)															
5400 LUMEN	Open Bottom	1,524	29	44,196	\$3.31	\$1.79	\$0.76	\$5.86	\$8,930.64	\$3.21	\$1.74	\$0.74	\$5.69	\$8,671.56	-2.90%
8800 LUMEN	Open Bottom	540,384	41	22,155,744	\$2.84	\$1.62	\$1.08	\$5.54	\$2,993,727.36	\$2.76	\$1.57	\$1.05	\$5.38	\$2,907,265.92	-2.89%
8800 LUMEN	Open Bottom w/Shield	168	41	6,888	\$3.89	\$1.90	\$1.08	\$6.87	\$1,154.16	\$3.77	\$1.84	\$1.05	\$6.66	\$1,118.88	-3.06%
8800 LUMEN	Acorn	35,640	41	1,461,240	\$14.14	\$4.77	\$1.08	\$19.99	\$712,443.60	\$13.72	\$4.63	\$1.05	\$19.40	\$691,416.00	-2.95%
8800 LUMEN	Colonial	33,048	41	1,354,968	\$3.81	\$1.88	\$1.08	\$6.77	\$223,734.96	\$3.70	\$1.82	\$1.05	\$6.57	\$217,125.36	-2.95%
8800 LUMEN	English Coach	888	41	36,408	\$15.43	\$5.12	\$1.08	\$21.63	\$19,207.44	\$14.97	\$4.97	\$1.05	\$20.99	\$18,639.12	-2.96%
8800 LUMEN	Destin Single	852	41	34,932	\$26.55	\$8.24	\$1.08	\$35.87	\$30,561.24	\$25.77	\$8.00	\$1.05	\$34.82	\$29,666.64	-2.93%
17600 LUMEN	Destin Double	12	82	984	\$52.94	\$15.88	\$2.16	\$70.98	\$851.76	\$51.37	\$15.41	\$2.10	\$68.88	\$826.56	-2.96%
5400 LUMEN	Cobrahead	1,668	29	48,372	\$4.65	\$2.15	\$0.76	\$7.56	\$12,610.08	\$4.51	\$2.09	\$0.74	\$7.34	\$12,243.12	-2.91%
8800 LUMEN	Cobrahead	307,524	41	12,608,484	\$3.89	\$1.90	\$1.08	\$6.87	\$2,112,689.88	\$3.77	\$1.84	\$1.05	\$6.66	\$2,048,109.84	-3.06%
20000 LUMEN	Cobrahead	28,248	80	2,259,840	\$5.36	\$2.34	\$2.11	\$9.81	\$277,112.88	\$5.20	\$2.27	\$2.05	\$9.52	\$268,920.96	-2.96%
25000 LUMEN	Cobrahead	19,632	100	1,963,200	\$5.21	\$2.30	\$2.64	\$10.15	\$199,264.80	\$5.06	\$2.23	\$2.56	\$9.85	\$193,375.20	-2.96%
46000 LUMEN	Cobrahead	19,548	164	3,205,872	\$5.48	\$2.37	\$4.32	\$12.17	\$237,899.16	\$5.32	\$2.30	\$4.20	\$11.82	\$231,057.36	-2.88%
8800 LUMEN	Cut-Off Cobrahead	13,008	41	533,328	\$4.30	\$2.01	\$1.08	\$7.39	\$96,129.12	\$4.17	\$1.95	\$1.05	\$7.17	\$93,267.36	-2.98%
25000 LUMEN	Cut-Off Cobrahead	4,524	100	452,400	\$5.28	\$2.32	\$2.64	\$10.24	\$46,325.76	\$5.12	\$2.25	\$2.56	\$9.93	\$44,923.32	-3.03%
46000 LUMEN	Cut-Off Cobrahead	552	164	90,528	\$5.50	\$2.37	\$4.32	\$12.19	\$6,728.88	\$5.34	\$2.30	\$4.20	\$11.84	\$6,535.68	-2.87%
25000 LUMEN	Bracket Mount CIS	396	100	39,600	\$12.08	\$4.22	\$2.64	\$18.94	\$7,500.24	\$11.72	\$4.10	\$2.56	\$18.38	\$7,278.48	-2.96%
25000 LUMEN	Tenon Top CIS	36	100	3,600	\$12.09	\$4.22	\$2.64	\$18.95	\$682.20	\$11.73	\$4.10	\$2.56	\$18.39	\$662.04	-2.96%
46000 LUMEN	Bracket Mount CIS	420	161	67,620	\$12.86	\$4.42	\$4.24	\$21.52	\$9,038.40	\$12.48	\$4.29	\$4.12	\$20.89	\$8,773.80	-2.93%
25000 LUMEN	Small ORL	456	100	45,600	\$11.91	\$4.16	\$2.64	\$18.71	\$8,531.76	\$11.56	\$4.04	\$2.56	\$18.16	\$8,280.96	-2.94%
46000 LUMEN	Small ORL	948	164	155,472	\$12.46	\$4.32	\$4.32	\$21.10	\$20,002.80	\$12.09	\$4.19	\$4.20	\$20.48	\$19,415.04	-2.94%
20000 LUMEN	Large ORL	3,120	80	249,600	\$20.16	\$6.45	\$2.11	\$28.72	\$89,606.40	\$19.56	\$6.26	\$2.05	\$27.87	\$86,954.40	-2.96%
46000 LUMEN	Large ORL	360	164	59,040	\$22.70	\$7.17	\$4.32	\$34.19	\$12,308.40	\$22.03	\$6.96	\$4.20	\$33.19	\$11,948.40	-2.92%
46000 LUMEN	Shoobox	876	164	143,664	\$10.41	\$3.74	\$4.32	\$18.47	\$16,179.72	\$10.10	\$3.63	\$4.20	\$17.93	\$15,706.68	-2.92%
16000 LUMEN	Directional	1,464	68	99,552	\$5.85	\$2.43	\$1.79	\$10.07	\$14,742.48	\$5.68	\$2.36	\$1.74	\$9.78	\$14,317.92	-2.88%
20000 LUMEN	Directional	1,704	80	136,320	\$8.45	\$3.21	\$2.11	\$13.77	\$23,464.08	\$8.20	\$3.12	\$2.05	\$13.37	\$22,782.48	-2.90%
46000 LUMEN	Directional	112,776	164	18,495,264	\$6.28	\$2.60	\$4.32	\$13.20	\$1,488,643.20	\$6.09	\$2.52	\$4.20	\$12.81	\$1,444,660.56	-2.95%
125000 LUMEN	Large Flood	396	379	150,084	\$9.96	\$3.82	\$9.99	\$23.77	\$9,412.92	\$9.67	\$3.71	\$9.69	\$23.07	\$9,135.72	-2.94%
HIGH PRESSURE SODIUM VAPOR (OS-I/II) - PAID UP FRONT															
8800 LUMEN	Open Bottom PUF	2,712	41	111,192	N/A	\$1.62	\$1.08	\$2.70	\$7,322.40	N/A	\$1.57	\$1.05	\$2.62	\$7,105.44	-2.96%
8800 LUMEN	Acorn PUF	11,016	41	451,656	N/A	\$4.77	\$1.08	\$5.85	\$64,443.60	N/A	\$4.63	\$1.05	\$5.68	\$62,570.88	-2.91%
8800 LUMEN	Colonial PUF	8,496	41	348,336	N/A	\$1.88	\$1.08	\$2.96	\$25,148.16	N/A	\$1.82	\$1.05	\$2.87	\$24,383.52	-3.04%
8800 LUMEN	English Coach PUF	540	41	22,140	N/A	\$5.12	\$1.08	\$6.20	\$3,348.00	N/A	\$4.97	\$1.05	\$6.02	\$3,250.80	-2.90%
8800 LUMEN	Destin Single PUF	804	41	32,964	N/A	\$6.24	\$1.08	\$9.32	\$7,493.28	N/A	\$8.00	\$1.05	\$9.05	\$7,276.20	-2.90%
8800 LUMEN	Cobrahead PUF	17,544	41	719,304	N/A	\$1.90	\$1.08	\$2.98	\$52,281.12	N/A	\$1.84	\$1.05	\$2.89	\$50,702.16	-3.02%
16000 LUMEN	Directional PUF	24	68	1,632	N/A	\$2.43	\$1.79	\$4.22	\$101.28	N/A	\$2.36	\$1.74	\$4.10	\$98.40	-2.84%
17600 LUMEN	Destin Double PUF	24	82	1,968	N/A	\$15.88	\$2.16	\$18.04	\$432.96	N/A	\$15.41	\$2.10	\$17.51	\$420.24	-2.94%
20000 LUMEN	Cobrahead PUF	2,904	80	232,320	N/A	\$2.34	\$2.11	\$4.45	\$12,922.80	N/A	\$2.27	\$2.05	\$4.32	\$12,545.28	-2.92%
25000 LUMEN	Cobrahead PUF	5,652	100	565,200	N/A	\$2.30	\$2.64	\$4.94	\$27,920.88	N/A	\$2.23	\$2.56	\$4.79	\$27,073.08	-3.04%

TAX REFORM
GULF POWER COMPANY
RATE SCHEDULE OS

(1) Type of Facility	(2) Description	(3) Annual Billing Items	(4) Est. Monthly KWH	(5) Annual KWH	(6)-(10) Present Rates					(11)-(15) Proposed Rates					(16) Percent Change
					(6) Facility Charge	(7) Maintenance Charge	(8) Energy Charge	(9) Total Monthly Charge	(10) Total Revenue	(11) Facility Charge	(12) Maintenance Charge	(13) Energy Charge	(14) Total Monthly Charge	(15) Total Revenue	
HIGH PRESSURE SODIUM VAPOR (OS-III) - PAID UP FRONT (Cont.)															
46000 LUMEN	Bracket Mount CIS PUF	192	161	30,912	N/A	\$4.42	\$4.24	\$8.66	\$1,662.72	N/A	\$4.29	\$4.12	\$8.41	\$1,614.72	-2.89%
46000 LUMEN	Cobrahead PUF	2,244	164	368,016	N/A	\$2.37	\$4.32	\$6.69	\$15,012.36	N/A	\$2.30	\$4.20	\$6.50	\$14,586.00	-2.84%
8800 LUMEN	Cut-Off Cobrahead PUF	1,416	41	58,056	N/A	\$2.01	\$1.08	\$3.09	\$4,375.44	N/A	\$1.95	\$1.05	\$3.00	\$4,248.00	-2.91%
25000 LUMEN	Cut-Off Cobrahead PUF	1,944	100	194,400	N/A	\$2.32	\$2.64	\$4.96	\$9,642.24	N/A	\$2.25	\$2.56	\$4.81	\$9,350.64	-3.02%
46000 LUMEN	Cut-Off Cobrahead PUF	132	164	21,648	N/A	\$2.37	\$4.32	\$6.69	\$883.08	N/A	\$2.30	\$4.20	\$6.50	\$858.00	-2.84%
25000 LUMEN	Bracket Mount CIS PUF	1,680	100	168,000	N/A	\$4.22	\$2.64	\$6.86	\$11,524.80	N/A	\$4.10	\$2.56	\$6.66	\$11,188.80	-2.92%
25000 LUMEN	Tenon Top CIS PUF	636	100	63,600	N/A	\$4.22	\$2.64	\$6.86	\$4,362.96	N/A	\$4.10	\$2.56	\$6.66	\$4,235.76	-2.92%
25000 LUMEN	Small ORL PUF	192	100	19,200	N/A	\$4.16	\$2.64	\$6.80	\$1,305.60	N/A	\$4.04	\$2.56	\$6.60	\$1,267.20	-2.94%
46000 LUMEN	Shoobox PUF	816	164	133,824	N/A	\$3.74	\$4.32	\$8.06	\$6,576.96	N/A	\$3.63	\$4.20	\$7.83	\$6,389.28	-2.85%
46000 LUMEN	Directional PUF	1,176	164	192,864	N/A	\$2.60	\$4.32	\$6.92	\$8,137.92	N/A	\$2.52	\$4.20	\$6.72	\$7,902.72	-2.89%
METAL HALIDE (OS-III)															
12000 LUMEN	Acorn	804	72	57,888	\$14.28	\$6.00	\$1.90	\$22.18	\$17,832.72	\$13.86	\$5.82	\$1.84	\$21.52	\$17,302.08	-2.98%
12000 LUMEN	Colonial	1,440	72	103,680	\$3.95	\$3.14	\$1.90	\$8.99	\$12,945.60	\$3.83	\$3.05	\$1.84	\$8.72	\$12,556.80	-3.00%
12000 LUMEN	Destin Single	24	72	1,728	\$26.69	\$9.47	\$1.90	\$38.06	\$913.44	\$25.90	\$9.19	\$1.84	\$36.93	\$886.32	-2.97%
32000 LUMEN	Small Flood	23,976	163	3,908,088	\$6.42	\$2.77	\$4.30	\$13.49	\$323,436.24	\$6.23	\$2.69	\$4.17	\$13.09	\$313,845.84	-2.97%
32000 LUMEN	Small Parking Lot	2,892	163	471,396	\$11.85	\$4.30	\$4.30	\$20.45	\$59,141.40	\$11.50	\$4.17	\$4.17	\$19.84	\$57,377.28	-2.98%
100000 LUMEN	Large Flood	21,000	378	7,938,000	\$9.20	\$5.50	\$9.96	\$24.66	\$517,860.00	\$8.93	\$5.34	\$9.67	\$23.94	\$502,740.00	-2.92%
100000 LUMEN	Large Parking Lot	1,212	378	458,136	\$20.45	\$7.63	\$9.96	\$38.04	\$46,104.48	\$19.85	\$7.40	\$9.67	\$36.92	\$44,747.04	-2.94%
METAL HALIDE (OS-III) - PAID UP FRONT															
12000 LUMEN	Acorn PUF	636	72	45,792	N/A	\$6.00	\$1.90	\$7.90	\$5,024.40	N/A	\$5.82	\$1.84	\$7.66	\$4,871.76	-3.04%
12000 LUMEN	Colonial PUF	72	72	5,184	N/A	\$3.14	\$1.90	\$5.04	\$362.88	N/A	\$3.05	\$1.84	\$4.89	\$352.08	-2.98%
12000 LUMEN	Destin Single PUF	528	72	38,016	N/A	\$9.47	\$1.90	\$11.37	\$6,003.36	N/A	\$9.19	\$1.84	\$11.03	\$5,823.84	-2.99%
24000 LUMEN	Destin Double PUF	60	144	8,640	N/A	\$17.72	\$3.80	\$21.52	\$1,291.20	N/A	\$17.20	\$3.68	\$20.88	\$1,252.80	-2.97%
32000 LUMEN	Small Flood PUF	276	163	44,988	N/A	\$2.77	\$4.30	\$7.07	\$1,951.32	N/A	\$2.69	\$4.17	\$6.86	\$1,893.36	-2.97%
32000 LUMEN	Small Parking Lot PUF	348	163	56,724	N/A	\$4.30	\$4.30	\$8.60	\$2,992.80	N/A	\$4.17	\$4.17	\$8.34	\$2,902.32	-3.02%
100000 LUMEN	Large Flood PUF	780	378	294,840	N/A	\$5.50	\$9.96	\$15.46	\$12,058.80	N/A	\$5.34	\$9.67	\$15.01	\$11,707.80	-2.91%
100000 LUMEN	Large Parking Lot PUF	96	378	36,288	N/A	\$7.63	\$9.96	\$17.59	\$1,688.64	N/A	\$7.40	\$9.67	\$17.07	\$1,638.72	-2.96%
METAL HALIDE PULSE START (OS-III)															
13000 LUMEN	Acorn PS	1,332	65	86,580	\$16.20	\$5.84	\$1.71	\$23.75	\$31,635.00	\$15.72	\$5.67	\$1.66	\$23.05	\$30,702.60	-2.95%
13000 LUMEN	Colonial PS	3,300	65	214,500	\$5.04	\$2.74	\$1.71	\$9.49	\$31,317.00	\$4.89	\$2.66	\$1.66	\$9.21	\$30,393.00	-2.95%
13000 LUMEN	Destin Single PS	132	65	8,580	\$35.12	\$11.13	\$1.71	\$47.96	\$6,330.72	\$34.08	\$10.79	\$1.66	\$46.53	\$6,141.96	-2.98%
33000 LUMEN	Small Flood PS	15,996	137	2,191,452	\$7.18	\$3.54	\$3.61	\$14.33	\$229,222.68	\$6.97	\$3.44	\$3.50	\$13.91	\$222,504.36	-2.93%
33000 LUMEN	Shoobox PS	564	137	77,268	\$8.59	\$3.94	\$3.61	\$16.14	\$9,102.96	\$8.34	\$3.82	\$3.50	\$15.66	\$8,832.24	-2.97%
68000 LUMEN	Flood PS	804	288	231,552	\$7.41	\$5.95	\$7.59	\$20.95	\$16,843.80	\$7.19	\$5.77	\$7.37	\$20.33	\$16,345.32	-2.96%

TAX REFORM
GULF POWER COMPANY
RATE SCHEDULE OS

(1) Type of Facility	(2) Description	(3) Annual Billing Items	(4) Est. Monthly KWH	(5) Annual KWH	(6-10) Present Rates					(11-15) Proposed Rates					(16) Percent Change
					(6) Facility Charge	(7) Maintenance Charge	(8) Energy Charge	(9) Total Monthly Charge	(10) Total Revenue	(11) Facility Charge	(12) Maintenance Charge	(13) Energy Charge	(14) Total Monthly Charge	(15) Total Revenue	
METAL HALIDE PULSE START (OS-II) - PAID UP FRONT															
13000 LUMEN	Acorn PS PUF	3,372	65	219,180	N/A	\$5.84	\$1.71	\$7.55	\$25,458.60	N/A	\$5.67	\$1.66	\$7.33	\$24,716.76	-2.91%
13000 LUMEN	Colonial PS PUF	396	65	25,740	N/A	\$2.74	\$1.71	\$4.45	\$1,762.20	N/A	\$2.66	\$1.66	\$4.32	\$1,710.72	-2.92%
13000 LUMEN	Destin Single PS PUF	84	65	5,460	N/A	\$11.13	\$1.71	\$12.84	\$1,078.56	N/A	\$10.79	\$1.66	\$12.45	\$1,045.80	-3.04%
33000 LUMEN	Small Flood PS PUF	780	137	106,860	N/A	\$3.54	\$3.61	\$7.15	\$5,577.00	N/A	\$3.44	\$3.50	\$6.94	\$5,413.20	-2.94%
33000 LUMEN	Shoobox PS PUF	324	137	44,388	N/A	\$3.94	\$3.61	\$7.55	\$2,446.20	N/A	\$3.82	\$3.50	\$7.32	\$2,371.68	-3.05%
LED (OS-II)															
3776 LUMEN	Acorn	24	26	624	\$19.01	\$9.82	\$0.69	\$29.52	\$708.48	\$18.45	\$9.53	\$0.67	\$28.65	\$687.60	-2.95%
4440 LUMEN	Street Light	432	25	10,800	\$14.76	\$5.05	\$0.66	\$20.47	\$8,843.04	\$14.32	\$4.90	\$0.64	\$19.86	\$8,579.52	-2.98%
5100 LUMEN	Cobrahead S2	3,024	25	75,600	\$6.47	\$4.22	\$0.66	\$11.35	\$34,322.40	\$6.28	\$4.10	\$0.64	\$11.02	\$33,324.48	-2.91%
10200 LUMEN	Cobrahead S3	792	46	36,432	\$7.97	\$4.87	\$1.21	\$14.05	\$11,127.60	\$7.73	\$4.73	\$1.18	\$13.64	\$10,802.88	-2.92%
6320 LUMEN	ATB071 S2/S3	420	24	10,080	\$8.07	\$5.48	\$0.63	\$14.18	\$5,955.60	\$7.83	\$5.33	\$0.61	\$13.77	\$5,783.40	-2.89%
9200 LUMEN	ATB1 105 S3	312	36	11,232	\$11.79	\$6.62	\$0.95	\$19.36	\$6,040.32	\$11.44	\$6.42	\$0.92	\$18.78	\$5,859.36	-3.00%
23240 LUMEN	ATB2 280 S4	26,436	96	2,537,856	\$13.34	\$7.69	\$2.53	\$23.56	\$622,832.16	\$12.95	\$7.46	\$2.46	\$22.87	\$604,591.32	-2.93%
9600 LUMEN	E157 SAW	24	54	1,296	\$19.97	\$5.96	\$1.42	\$27.35	\$656.40	\$19.38	\$5.78	\$1.38	\$26.54	\$636.96	-2.96%
7377 LUMEN	WP9 A2/S2	36	48	1,728	\$44.88	\$14.87	\$1.27	\$61.02	\$2,196.72	\$43.55	\$14.43	\$1.23	\$59.21	\$2,131.56	-2.97%
15228 LUMEN	Destin Double	12	72	864	\$68.67	\$32.85	\$1.90	\$103.42	\$1,241.04	\$66.64	\$31.88	\$1.84	\$100.36	\$1,204.32	-2.96%
9336 LUMEN	ATB0 108	14,784	37	547,008	\$7.47	\$4.85	\$0.98	\$13.30	\$196,627.20	\$7.25	\$4.71	\$0.95	\$12.91	\$190,861.44	-2.93%
3640 LUMEN	Colonial	15,900	15	238,500	\$8.02	\$5.15	\$0.40	\$13.57	\$215,763.00	\$7.78	\$5.00	\$0.38	\$13.16	\$209,244.00	-3.02%
4204 LUMEN	LED Security Lt	94,596	15	1,418,940	\$4.89	\$2.93	\$0.40	\$8.22	\$777,579.12	\$4.75	\$2.84	\$0.38	\$7.97	\$753,930.12	-3.04%
5510 LUMEN	LED Roadway 1	9,420	21	197,820	\$5.88	\$3.73	\$0.55	\$10.16	\$95,707.20	\$5.71	\$3.63	\$0.54	\$9.88	\$93,069.60	-2.76%
32327 LUMEN	Galleon 6sq	4,560	108	492,480	\$21.22	\$11.22	\$2.85	\$35.29	\$160,922.40	\$20.59	\$10.89	\$2.76	\$34.24	\$156,134.40	-2.98%
36000 LUMEN	Flood 421 W	27,060	145	3,923,700	\$18.37	\$10.15	\$3.82	\$32.34	\$875,120.40	\$17.83	\$9.85	\$3.71	\$31.39	\$849,413.40	-2.94%
5355 LUMEN	Wildlife Cert	552	36	19,872	\$18.03	\$9.57	\$0.95	\$28.55	\$15,759.60	\$17.50	\$9.29	\$0.92	\$27.71	\$15,295.92	-2.94%
LED (OS-II) - PAID UP FRONT															
3640 LUMEN	Colonial PUF	1,080	15	16,200	N/A	\$5.15	\$0.40	\$5.55	\$5,994.00	N/A	\$5.00	\$0.38	\$5.38	\$5,810.40	-3.06%
3776 LUMEN	Acorn PUF	864	26	22,464	N/A	\$9.82	\$0.69	\$10.51	\$9,080.64	N/A	\$9.53	\$0.67	\$10.20	\$8,812.80	-2.95%
4204 LUMEN	LED Security Lt PUF	72	15	1,080	N/A	\$2.93	\$0.40	\$3.33	\$239.76	N/A	\$2.84	\$0.38	\$3.22	\$231.84	-3.30%
5000 LUMEN	Acorn A5 PUF	348	19	6,612	N/A	\$8.46	\$0.50	\$8.96	\$3,118.08	N/A	\$8.21	\$0.49	\$8.70	\$3,027.60	-2.90%
5032 LUMEN	LG Colonial PUF	72	25	1,800	N/A	\$6.06	\$0.66	\$6.72	\$483.84	N/A	\$5.88	\$0.64	\$6.52	\$469.44	-2.98%
5100 LUMEN	Cobrahead S2 PUF	36	25	900	N/A	\$4.22	\$0.66	\$4.88	\$175.68	N/A	\$4.10	\$0.64	\$4.74	\$170.64	-2.87%
5355 LUMEN	Wildlife Cert PUF	2,616	36	94,176	N/A	\$9.57	\$0.95	\$10.52	\$27,520.32	N/A	\$9.29	\$0.92	\$10.21	\$26,709.36	-2.95%
5510 LUMEN	LED Roadway 1 PUF	59,592	21	1,251,432	N/A	\$3.73	\$0.55	\$4.28	\$255,053.76	N/A	\$3.63	\$0.54	\$4.17	\$248,498.64	-2.57%
6320 LUMEN	ATB071 S2/S3 PUF	2,052	24	49,248	N/A	\$5.48	\$0.63	\$6.11	\$12,537.72	N/A	\$5.33	\$0.61	\$5.94	\$12,188.88	-2.78%
7200 LUMEN	E132 A3 PUF	828	45	37,260	N/A	\$8.63	\$1.19	\$9.82	\$8,130.96	N/A	\$8.37	\$1.15	\$9.52	\$7,882.56	-3.05%
7377 LUMEN	WP9 A2/S2 PUF	960	48	46,080	N/A	\$14.87	\$1.27	\$16.14	\$15,494.40	N/A	\$14.43	\$1.23	\$15.66	\$15,033.60	-2.97%
9200 LUMEN	ATB1 105 S3 PUF	1,152	36	41,472	N/A	\$6.62	\$0.95	\$7.57	\$8,720.64	N/A	\$6.42	\$0.92	\$7.34	\$8,455.68	-3.04%

TAX REFORM
GULF POWER COMPANY
RATE SCHEDULE OS

(1) Type of Facility	(2) Description	(3) Annual Billing Items	(4) Est. Monthly KWH	(5) Annual KWH	(6)-(10) Present Rates					(11)-(15) Proposed Rates					(16) Percent Change
					(6) Facility Charge	(7) Maintenance Charge	(8) Energy Charge	(9) Total Monthly Charge	(10) Total Revenue	(11) Facility Charge	(12) Maintenance Charge	(13) Energy Charge	(14) Total Monthly Charge	(15) Total Revenue	
<u>LED (OS-I/II) - PAID UP FRONT (Cont.)</u>															
9336 LUMEN	ATB0 108 PUF	1,332	37	49,284	N/A	\$4.85	\$0.98	\$5.83	\$7,765.56	N/A	\$4.71	\$0.95	\$5.66	\$7,539.12	-2.92%
9600 LUMEN	E157 SAW PUF	288	54	15,552	N/A	\$5.96	\$1.42	\$7.38	\$2,125.44	N/A	\$5.78	\$1.38	\$7.16	\$2,062.08	-2.98%
10200 LUMEN	Cobrahead S3 PUF	2,520	46	115,920	N/A	\$4.87	\$1.21	\$6.08	\$15,321.60	N/A	\$4.73	\$1.18	\$5.91	\$14,893.20	-2.80%
23240 LUMEN	ATB2 280 S4 PUF	18,372	96	1,763,712	N/A	\$7.69	\$2.53	\$10.22	\$187,761.84	N/A	\$7.46	\$2.46	\$9.92	\$182,250.24	-2.94%
36000 LUMEN	Flood 421 W PUF	1,224	145	177,480	N/A	\$10.15	\$3.82	\$13.97	\$17,099.28	N/A	\$9.85	\$3.71	\$13.56	\$16,597.44	-2.93%
<u>MERCURY VAPOR (OS-I/II)</u>															
7000 LUMEN	Open Bottom	12	67	804	\$2.30	\$1.42	\$1.77	\$5.49	\$65.88	\$2.23	\$1.38	\$1.71	\$5.32	\$63.84	-3.10%
3200 LUMEN	Cobrahead	12	39	468	\$4.26	\$1.99	\$1.03	\$7.28	\$87.36	\$4.13	\$1.93	\$1.00	\$7.06	\$84.72	-3.02%
7000 LUMEN	Cobrahead	12	67	804	\$3.86	\$1.86	\$1.77	\$7.49	\$89.88	\$3.75	\$1.81	\$1.71	\$7.27	\$87.24	-2.94%
9400 LUMEN	Cobrahead	12	95	1,140	\$5.08	\$2.26	\$2.50	\$9.84	\$118.08	\$4.93	\$2.19	\$2.43	\$9.55	\$114.60	-2.95%
17000 LUMEN	Cobrahead	12	152	1,824	\$5.55	\$2.36	\$4.01	\$11.92	\$143.04	\$5.39	\$2.29	\$3.89	\$11.57	\$138.84	-2.94%
48000 LUMEN	Cobrahead	12	372	4,464	\$11.13	\$4.09	\$9.81	\$25.03	\$300.36	\$10.80	\$3.97	\$9.52	\$24.29	\$291.48	-2.96%
17000 LUMEN	Directional	12	163	1,956	\$8.35	\$3.16	\$4.30	\$15.81	\$189.72	\$8.10	\$3.07	\$4.17	\$15.34	\$184.08	-2.97%
<u>CUSTOMER OWNED MISC STREET/OUTDOOR LIGHTING (OS-I/II)</u>															
					N/A	N/A	\$0.02636	N/A	\$104,629.69	N/A	N/A	\$0.02558	N/A	\$101,533.67	-2.96%
<u>CUSTOMER OWNED WITH RELAMPING SERVICE AGREEMENT - HIGH PRESSURE SODIUM VAPOR (OS-I/II)</u>															
8800 LUMEN	Unmetered	1,116	41	45,756	N/A	\$0.73	\$1.08	\$1.81	\$2,019.96	N/A	\$0.71	\$1.05	\$1.76	\$1,964.16	-2.76%
46000 LUMEN	Unmetered	288	164	47,232	N/A	\$0.74	\$4.32	\$5.06	\$1,457.28	N/A	\$0.72	\$4.20	\$4.92	\$1,416.96	-2.77%
8800 LUMEN	Metered	192	N/A	N/A	N/A	\$0.73	N/A	\$0.73	\$140.16	N/A	\$0.71	N/A	\$0.71	\$136.32	-2.74%
20000 LUMEN	Metered	408	N/A	N/A	N/A	\$0.74	N/A	\$0.74	\$301.92	N/A	\$0.72	N/A	\$0.72	\$293.76	-2.70%
25000 LUMEN	Metered	588	N/A	N/A	N/A	\$0.75	N/A	\$0.75	\$441.00	N/A	\$0.73	N/A	\$0.73	\$429.24	-2.67%
46000 LUMEN	Metered	252	N/A	N/A	N/A	\$0.74	N/A	\$0.74	\$186.48	N/A	\$0.72	N/A	\$0.72	\$181.44	-2.70%
<u>CUSTOMER OWNED WITH RELAMPING SERVICE AGREEMENT - METAL HALIDE (OS-I/II)</u>															
32000 LUMEN	Unmetered	120	163	19,560	N/A	\$0.88	\$4.30	\$5.18	\$621.60	N/A	\$0.85	\$4.17	\$5.02	\$602.40	-3.09%
32000 LUMEN	Metered	360	N/A	N/A	N/A	\$0.88	N/A	\$0.88	\$316.80	N/A	\$0.85	N/A	\$0.85	\$306.00	-3.41%
100000 LUMEN	Large Flood	96	378	36,288	N/A	\$3.26	\$9.96	\$13.22	\$1,269.12	N/A	\$3.16	\$9.67	\$12.83	\$1,231.68	-2.95%
<u>HIGH PRESSURE SODIUM VAPOR - CUSTOMER OWNED/CUSTOMER MAINTAINED (OS-I/II)</u>															
Customer-Owned	8800	372	41	15,252	N/A	N/A	\$1.08	\$1.08	\$401.76	N/A	N/A	\$1.05	\$1.05	\$390.60	-2.78%
Customer-Owned	20000	48	80	3,840	N/A	N/A	\$2.11	\$2.11	\$101.28	N/A	N/A	\$2.05	\$2.05	\$98.40	-2.84%
Customer-Owned	25000	4,224	100	422,400	N/A	N/A	\$2.64	\$2.64	\$11,151.36	N/A	N/A	\$2.56	\$2.56	\$10,813.44	-3.03%

Section E

Proof of Revenue

Summary

**TAX REFORM
RATE DESIGN PROOF OF REVENUE SUMMARY**

(1)	(2)	(3)
RATE CLASS	TARGET CHANGE FROM SALE OF ELECTRICITY FROM SECTION B	ACHIEVED CHANGE PER PROOF OF REVENUE FROM SECTIONS C & D
<u> </u>	<u> </u>	<u> </u>
RESIDENTIAL	(\$10,912,895)	(\$10,928,994)
GS	(\$747,881)	(\$748,635)
GSD/GSDT	(\$3,622,892)	(\$3,622,763)
LP/LPT	(\$943,175)	(\$941,239)
MAJOR ACCTS	(\$1,369,000)	(\$1,368,851)
OS	(\$585,913)	(\$585,914)
 TOTAL RETAIL:	 <u><u>(\$18,181,756)</u></u>	 <u><u>(\$18,196,396)</u></u>

Gulf Power Company

Fuel Clause Tax Savings Summary

For Rates Effective April 2018

February 12, 2018

	<u>2018</u>
1 Jurisdictional ADIT credit (unprotected) adjusted for revenue tax	\$ (69,456,000)
2 Prorated base rate adjustment (Line 15 x 2.5 ÷ 12)	<u>(3,791,667)</u>
3 One-time 2018 Tax Savings Credit	\$ (73,247,667)
4 Retail kWh Sales (April - December)	8,561,315,000
5 Current Approved Levelized Retail Fuel Rate	3.789 ¢/kWh
6 Retail Tax Savings Credit (Line 3 ÷ Line 4 x 100)	<u>(0.856) ¢/kWh</u>
7 Proposed Retail Fuel Rate (Line 5 - Line 6)	<u>2.933 ¢/kWh</u>

Cost Recovery Factors (¢ per kWh)

<u>Rate Schedules</u>	<u>Standard</u>	
8 Group A (RS, RSVP, RSTOU, GS, GSD, GSTOU, OS-III)	2.949	
9 Group B (LP)	2.909	
10 Group C (PX, RTP)	2.865	
11 Group D (OS-I/II)	2.915	
<u>Rate Schedules (Time-of-use)</u>	<u>On-peak</u>	<u>Off-peak</u>
12 Group A (GSDT, SBS)	3.530	2.709
13 Group B (LPT, SBS)	3.482	2.672
14 Group C (PXT, SBS)	3.429	2.631
15 Prospective annual adjustment to base rates	\$ (18,200,000) per year	

SCHEDULE E-1D
Revised 2/12/2018

**DETERMINATION OF FUEL RECOVERY FACTOR
TIME OF USE RATE SCHEDULES
GULF POWER COMPANY
PROPOSED FOR THE PERIOD: APRIL 2018 - DECEMBER 2018**

		<u>NET ENERGY FOR LOAD</u>	
		%	
	On-Peak	29.29	
	Off-Peak	70.71	
		<u>100.00</u>	
	<u>AVERAGE</u>	<u>ON-PEAK</u>	<u>OFF-PEAK</u>
Cost per kWh Sold	3.5015	4.0780	3.2624
Jurisdictional Loss Factor	1.0012	1.0012	1.0012
Jurisdictional Fuel Factor	3.5057	4.0829	3.2663
GPIF	(0.0187)	(0.0187)	(0.0187)
True-Up	0.2994	0.2994	0.2994
TOTAL	<u>3.7864</u>	<u>4.3636</u>	<u>3.547</u>
Revenue Tax Factor	1.00072	1.00072	1.00072
Approved Recovery Factor	3.7891	4.3667	3.5496
Tax Reform Savings Factor	(0.856)	(0.856)	(0.856)
Recovery Factor Rounded to the Nearest .001 ¢/kWh	2.933	3.511	2.694

HOURS:	ON-PEAK	25.00%
	OFF-PEAK	<u>75.00%</u>
		100.00%

SCHEDULE E-1E
Revised 2/12/2018

**FUEL RECOVERY FACTORS - BY RATE GROUP
(ADJUSTED FOR LINE/TRANSFORMATION LOSSES)
GULF POWER COMPANY
PROPOSED FOR THE PERIOD: APRIL 2018 - DECEMBER 2018**

Group	Rate Schedules	Revised Average Factor	Fuel Recovery Loss Multipliers	Standard Fuel Recovery Factor
A	RS, RSVP, RSTOU, GS, GSD, GSDT, GSTOU, OSIII, SBS (1)	2.933	1.00555	2.949
B	LP, LPT, SBS (2)	2.933	0.99188	2.909
C	PX,PXT, RTP, SBS (3)	2.933	0.97668	2.865
D	OS-I/II	2.933	1.00560	2.915 *

	TOU
A On-Peak	3.530
Off-Peak	2.709
B On-Peak	3.482
Off-Peak	2.672
C On-Peak	3.429
Off-Peak	2.631
D On-Peak	N/A
Off-Peak	N/A

Group D Calculation

* D On-Peak	3.511	¢ / kWh	x	0.2500	=	0.878	¢ / kWh
Off-Peak	2.694	¢ / kWh	x	0.7500	=	2.021	¢ / kWh
						2.899	¢ / kWh
				Line Loss Multiplier	x	1.00560	
						<u>2.915</u>	¢ / kWh

- (1) Includes SBS customers with a Contract Demand in the range of 100 to 499 kW
- (2) Includes SBS customers with a Contract Demand in the range of 500 to 7,499 kW
- (3) Includes SBS customers with a Contract Demand over 7,499 kW

Gulf Power Company

Environmental Cost Recovery Clause (ECRC)

Summary of Tax Savings

February 12, 2018

ECRC Revenue Requirement

1	Approved 2018 Retail Revenue Requirement included in current rates	\$ 203,589,886
2	Revised 2018 Retail Revenue Requirement included in proposed rates	187,992,095
3	Tax Savings	<u>\$ 15,597,790</u>

Cost of Capital

		38.575%	25.345%
		Effective Tax	Effective Tax
		<u>Rate</u>	<u>Rate</u>
4	Jurisdictional Revenue Requirement Rate of Return	8.4144%	7.1734%

ECRC Cost Recovery Factors (¢ per kWh)

	<u>Rate Class</u>	<u>Current</u>	<u>Proposed</u>
5	RS, RSVP, RSTOU	2.124	1.959
6	GS	1.956	1.805
7	GSD, GSDT, GSTOU	1.733	1.601
8	LP, LPT	1.547	1.431
9	PX, PXT, RTP, SBS	1.482	1.371
10	OS-I/II	0.570	0.537
11	OS-III	1.361	1.261

Gulf Power Company
Environmental Cost Recovery Clause (ECRC)
Calculation of the Projected Period Amount
January 2018 - December 2018

FPSC Capital Structure and Cost Rates

Line	Capital Component	(1)	(2)	(3)	(4)	(5)	(6)
		Jurisdictional Amount (\$000s)	Ratio %	Cost Rate %	Weighted Cost Rate %	Current Revenue Requirement Rate %	Proposed Revenue Requirement Rate %
1	Bonds	743,673	30.7440	4.40	1.3527	1.3527	1.3527
2	Short-Term Debt	28,504	1.1784	3.02	0.0356	0.0356	0.0356
3	Preferred Stock	94,609	3.9112	6.15	0.2405	0.3915	0.3221
4	Common Stock	957,875	39.5993	10.25	4.0589	6.6079	5.4369
5	Customer Deposits	24,536	1.0143	2.30	0.0233	0.0233	0.0233
6	Deferred Taxes	568,999	23.5229				
7	Investment Tax Credit	<u>721</u>	<u>0.0298</u>	7.61	0.0023	0.0034	<u>0.0028</u>
8	Total	<u>2,418,917</u>	<u>100.0000</u>		<u>5.7133</u>	<u>8.4144</u>	<u>7.1734</u>
<u>ITC Component:</u>							
9	Debt	743,673	41.4036	4.40	1.8218	0.0005	0.0005
10	Equity-Preferred	94,609	5.2673	6.15	0.3239	0.0002	0.0001
11	-Common	<u>957,875</u>	<u>53.3291</u>	10.25	<u>5.4662</u>	<u>0.0027</u>	<u>0.0022</u>
12		<u>1,796,157</u>	<u>100.0000</u>		<u>7.6119</u>	<u>0.0034</u>	<u>0.0028</u>
<u>Breakdown of Revenue Requirement Rate of Return between Debt and Equity:</u>							
13	Total Debt Component (Lines 1, 2, 5, and 9)					1.4121	1.4121
14	Total Equity Component (Lines 3, 4, 10, and 11)					<u>7.0023</u>	<u>5.7613</u>
15	Total Revenue Requirement Rate of Return					<u>8.4144</u>	<u>7.1734</u>

Column:

- (1) Based on MFR D-1a in Docket No. 160186-EI with the following adjustments in order to reflect specific terms in the Stipulation and Settlement Agreement under the same Docket.
-Reduced the common equity balance and increased the long-term debt balance in order to calculate a 52.5% equity ratio based on jurisdictional investors sources of capital (long-term debt, short-term debt, preference stock and common equity)
- (2) Column (1) / Total Column (1)
- (3) Based on MFR D-1a in Docket No. 160186-EI with the following adjustments in order to reflect specific terms in the Stipulation and Settlement Agreement under the same Docket.
-Reduced the common equity cost rate to 10.25%.
- (4) Column (2) x Column (3)
- (5, 6) For equity components: Column (4) / (1 - effective income tax rate);
Current: 38.575%; Proposed: 25.345% = effective income tax rate
For debt components: Column (4)

Gulf Power Company
Environmental Cost Recovery Clause (ECRC)
Calculation of the Energy & Demand Allocation % By Rate Class
January 2018 - December 2018

<u>Rate Class</u>	(A) Percentage of kWh Sales at Generation (%)	(B) Percentage of 12 CP Demand at Generation (%)	(C) Energy- Related Costs	(D) Demand- Related Costs	(E) Total Environmental Costs	(F) Projected Sales at Meter (kWh)	(G) Environmental Cost Recovery Factors (¢/kWh)
RS, RSVP, RSTOU	49.83290%	57.74834%	16,723,159	89,182,856	105,906,015	5,405,053,000	1.959
GS	2.85069%	2.99526%	956,648	4,625,689	5,582,337	309,196,000	1.805
GSD, GSdT, GSTOU	22.70391%	20.60040%	7,619,084	31,813,945	39,433,029	2,462,912,000	1.601
LP, LPT	8.13603%	6.52155%	2,730,327	10,071,466	12,801,793	894,459,000	1.431
PX, PXT, RTP, SBS	15.08774%	11.68414%	5,063,214	18,044,241	23,107,455	1,684,946,000	1.371
OS-I/II	0.93999%	0.15045%	315,446	232,345	547,791	101,954,000	0.537
OS-III	0.44874%	0.29986%	150,590	463,085	613,675	48,672,000	1.261
TOTAL	<u>100.00000%</u>	<u>100.00000%</u>	<u>\$33,558,468</u>	<u>\$154,433,627</u>	<u>187,992,095</u>	<u>10,907,192,000</u>	<u>1.724</u>

Notes:

- (A) From Schedule 6P, Col H
- (B) From Schedule 6P, Col I
- (C) Column A x Total Energy \$ from Schedule 1P, line 5
- (D) Column B x Total Demand \$ from Schedule 1P, line 5
- (E) Column C + Column D
- (F) Projected kWh sales for the period January 2018 - December 2018
- (G) Column E x 100 / Column F

GULF POWER COMPANY
Residential Bill Comparison
For Monthly Usage of 1,000 kWh
Proposed For The Period of: April 2018 - December 2018

	Current Approved Jan. 18 (\$/1,000 kWh)	Proposed Apr. 18 - Dec. 18 (\$/1,000 kWh)	Difference from Current (\$)	Difference from Current (%)
Base Rate	\$ 71.31	\$ 69.17	\$ (2.14)	-3.0%
Fuel Cost Recovery	38.10	29.49	(8.61)	-22.6%
Capacity Cost Recovery	8.35	8.35	-	0.0%
Energy Conservation Cost Recovery	1.40	1.40	-	0.0%
Environmental Cost Recovery	21.24	19.59	(1.65)	-7.8%
Subtotal	\$ 140.40	\$ 128.00	\$ (12.40)	-8.8%
Gross Receipts Tax	\$ 3.60	\$ 3.28	\$ (0.32)	-8.9%
Total	\$ 144.00	\$ 131.28	\$ (12.72)	-8.8%

BEFORE THE FLORIDA PUBLIC SERVICE COMMISSION

IN RE: Petition for Increase in Rates)
By Gulf Power Company)
IN RE: Petition to establish a generic docket to)
Investigate and adjust rates for 2018 tax savings,)
By Office of Public Counsel)

Docket No.: 20160186-EI

Docket No.: 20180013-PU

CERTIFICATE OF SERVICE

I HEREBY CERTIFY that a true copy of the foregoing has been furnished by electronic mail this 14th day of February, 2018 to the following:

Office of Public Counsel
J. R. Kelly
Charles J. Rehwinkel
Public Counsel
c/o The Florida Legislature
111 W. Madison Street, Room 812
Tallahassee, FL 32399-1400
kelly.jr@leg.state.fl.us
rehwinkel.charles@leg.state.fl.us

Office of the General Counsel
Jennifer Crawford
Suzanne Brownless
2540 Shumard Oak Blvd
Tallahassee, FL 32399-0850
jcrawfor@psc.state.fl.us
sbrownle@psc.state.fl.us

Federal Executive Agencies
c/o Thomas A. Jernigan
AFCEC/JA-ULFSC
139 Barnes Drive, Suite 1
Tyndall Air Force Base, FL 32403
Lanny.Zieman.1@us.af.mil

George Cavros, Esq.
Southern Alliance for Clean Energy
120 E. Oakland Park Blvd, Suite 105
Fort Lauderdale, FL 33334
george@cavros-law.com

Florida Industrial Power Users Group
Jon C. Moyle, Jr.
Karen Putnal
c/o Moyle Law Firm, P.A.
118 North Gadsden Street
Tallahassee, FL 32301
jmoyle@moylslaw.com
kputnal@moylslaw.com

Bradley Marshall, Esq.
Alisa Coe, Esq.
c/o The League of Women Voters
of Florida, Inc.
Earthjustice
111 S. Martin Luther King Jr. Blvd
Tallahassee, FL 32301
bmarshall@earthjustice.org
acoe@earthjustice.org

Robert Scheffel Wright
John T. LaVia, III
c/o Gardner, Bist, Bowden, Bush, Dee,
LaVia & Wright, P.A.
1300 Thomaswood Drive
Tallahassee, FL 32308
schef@gbwlegal.com
jlavia@gbwlegal.com

Diana Csank
Lane Johnson
Sierra Club
50 F St. NW, 8th Floor
Washington, DC 20001
Diana.Csank@sierraclub.org
ljohnsonlawoffice@gmail.com



JEFFREY A. STONE
General Counsel
Florida Bar No. 325953
jastone@southernco.com
Gulf Power Company
One Energy Place
Pensacola, FL 32520-0100
(850) 444-6550

RUSSELL A. BADDERS
Florida Bar No. 007455
rab@beggslane.com
STEVEN R. GRIFFIN
Florida Bar No. 0627569
srg@beggslane.com
Beggs & Lane
P. O. Box 12950
Pensacola FL 32591-2950
(850) 432-2451
Attorneys for Gulf Power

Exhibit “B”

(Tariff Sheets in Clean and Legislative format consisting of 75 pages)

Tariff Sheets



Section No. VI
Thirty-Third Revised Sheet No. 6.3
Canceling Thirty-Second Revised Sheet No. 6.3

RATE SCHEDULE RS
RESIDENTIAL SERVICE
URSC: RS

PAGE	EFFECTIVE DATE
1 of 2	

AVAILABILITY:

Available throughout the entire territory served by the Company.

APPLICABILITY:

Applicable for service used for domestic purposes at an individually metered dwelling unit suitable for year-round family occupancy containing full kitchen facilities and to commonly-owned facilities in condominium and cooperative apartment buildings. Garages, pools, pumps, boat dock, etc., on the same premise as the dwelling unit are included if all such service is for personal use. Service provided hereunder shall not be shared with or resold to others.

CHARACTER OF SERVICE:

Available for single phase service from local distribution lines of the Company's system at nominal secondary voltage of 120/240 volts.

RATES:

Base Charge: 64¢ per day
Energy-Demand Charge: 4.997¢ per kWh

MINIMUM BILL:

In consideration of the readiness of the Company to furnish such service, a minimum charge will be made of not less than the Base Charge.

DEPOSIT:

A deposit amounting to twice the estimated average monthly bill may be required before service is connected at designated premises. The deposit may be applied to any final bills against the Customer for service.

ISSUED BY: S. W. Connally, Jr.



Section No. VI
Twenty-Seventh Revised Sheet No. 6.5
Canceling Twenty-Sixth Revised Sheet No. 6.5

RATE SCHEDULE GS GENERAL SERVICE – NON-DEMAND

URSC: GS

PAGE	EFFECTIVE DATE
1 of 2	

AVAILABILITY:

Available throughout the entire territory served by the Company.

APPLICABILITY:

Applicable for general lighting and power service covering the entire electrical requirements of any Customer with a demand of less than 25 kW except for service to which another Rate Schedule is applicable. Service to two or more premises shall not be combined nor shall service furnished hereunder be shared with or resold to others. All service shall be taken at the same voltage and from a single delivery point.

CHARACTER OF SERVICE:

The delivery voltage to the Customer shall be the voltage of the available distribution lines of the Company for the locality in which service is to be rendered. Three phase service may be furnished at the request of the Customer subject to the Rules and Regulations of the Company which govern the extension of three phase service.

MONTHLY RATES:

Base Charge: \$26.00

Energy-Demand Charge: 5.126¢ per kWh

MINIMUM MONTHLY BILLS:

In consideration of the readiness of the Company to furnish such service, no monthly bill will be rendered for less than the Base Charge.

ISSUED BY: S. W. Connally, Jr.



Section No. VI
Twenty-Sixth Revised Sheet No. 6.7
Canceling Twenty-Fifth Revised Sheet No. 6.7

RATE SCHEDULE GSD
GENERAL SERVICE - DEMAND
URSC: GSD

PAGE	EFFECTIVE DATE
1 of 3	

AVAILABILITY:

Available throughout the entire territory served by the Company.

APPLICABILITY:

Applicable for commercial, industrial, or institutional general service on an annual basis covering the entire electrical requirements of any Customer whose highest actual measured demand is not more than four hundred ninety-nine (499) kilowatts. Service to two or more premises shall not be combined nor shall service furnished hereunder be shared with or resold to others. All service shall be taken at the same voltage, from a single delivery point, and shall be measured by a single meter.

CHARACTER OF SERVICE:

The delivery voltage to the Customer shall be the voltage of the available secondary distribution lines of the Company for the locality in which service is to be rendered. Three phase service may be furnished at the request of the Customer subject to the Rules and Regulations of the Company which govern the extension of the three phase service.

MONTHLY RATES:

Base Charge:	\$47.33
Demand Charge:	\$7.16 per kW of billing demand
Energy Charge:	1.834¢ per kWh

MINIMUM MONTHLY BILLS:

In consideration of the readiness of the Company to furnish such service, no monthly bill will be rendered for less than the Base Charge plus the Demand Charge.

ISSUED BY: S. W. Connally, Jr.



Section No. VI
Twenty-Fourth Revised Sheet No. 6.8
Canceling Twenty-Third Sheet No. 6.8

PAGE 2 of 3	EFFECTIVE DATE
-----------------------	-----------------------

(Continued from Rate Schedule GSD, Sheet No. 6.7)

DETERMINATION OF BILLING DEMAND:

The kilowatt (kW) billing demand for billing purposes shall be the Customer's maximum integrated fifteen (15) minute demand to the nearest kilowatt (kW) during each service month.

REACTIVE DEMAND CHARGE:

When the capacity required to be maintained is one-hundred (100) kilowatts or more, at the option of the Company, the monthly bill calculated at the above rates may be increased in the amount of \$1.00 per kvar for all over 0.48432 kilovars per kilowatt (90% power factor). The kilovars to which this adjustment shall apply shall be the monthly maximum measured kilovar demand or may be calculated as the square root of the difference between the square of the maximum monthly measured kVA demand and the square of the maximum monthly measured kW demand.

TRANSFORMER OWNERSHIP DISCOUNT AND PRIMARY METERING VOLTAGE DISCOUNTS:

When the Company renders service under this Rate Schedule at the local primary distribution voltage and any transformers required are furnished by the Customer, the Monthly Rate will be subject to a discount of thirty (28) cents per kW of the Customer's billing demand as determined above, and an additional discount of one percent (1%) of the Energy Charge and one percent (1%) to the Demand Charge; however, such deduction shall not reduce the minimum monthly bill specified above.

TERM OF CONTRACT:

Service under this Schedule shall be for a period of not less than one year and thereafter from year to year until terminated by three (3) months' written notice by either party to the other.

DEPOSIT:

A deposit amounting to twice the estimated average monthly bill may be required before service is connected at designated premises. The deposit may be applied to any final bills against the Customer for service.

ISSUED BY: S. W. Connally, Jr.



Section No. VI
Twenty-Ninth Revised Sheet No. 6.10
Canceling Twenty-Eighth Revised Sheet No. 6.10

RATE SCHEDULE LP LARGE POWER SERVICE

URSC: GSLD

PAGE	EFFECTIVE DATE
1 of 3	

AVAILABILITY:

Available throughout the entire territory served by the transmission system of the Company.

APPLICABILITY:

Applicable for three phase general service on an annual basis covering the entire electrical requirements of any Customer. Service to two or more premises shall not be combined nor shall service furnished hereunder be shared with or resold to others. All service shall be taken at the same voltage, from a single delivery point, and shall be measured by a single meter.

CHARACTER OF SERVICE:

The delivery voltage to the Customer shall be the voltage of the available secondary distribution lines of the Company for the locality in which service is to be rendered.

MONTHLY RATES:

Base Charge:	\$262.80
Demand Charge:	\$12.48 per kW of billing demand
Energy Charge:	0.942¢ per kWh

MINIMUM MONTHLY BILLS:

In consideration of the readiness of the Company to furnish such service, no monthly bill will be rendered for less than the Base Charge plus the Demand Charge.

ISSUED BY: S. W. Connally, Jr.



Section No. VI
Twenty-Eighth Revised Sheet No. 6.11
Canceling Twenty-Seventh Revised Sheet No. 6.11

PAGE	EFFECTIVE DATE
2 of 3	

(Continued from Rate Schedule LP, Sheet No. 6.10)

DETERMINATION OF BILLING DEMAND:

The kilowatt (kW) billing demand for billing purposes shall be the Customer's maximum integrated fifteen (15) minute demand to the nearest kilowatt (kW) during each service month.

REACTIVE DEMAND CHARGE:

The monthly bill calculated at the above rates shall also be increased in the amount of \$1.00 per kvar for all over 0.48432 kilovars per kilowatt (90% power factor). The kilovars to which this adjustment shall apply shall be the monthly maximum measured kilovar demand or may be calculated as the square root of the difference between the square of the maximum monthly measured kVA demand and the square of the maximum monthly measured kW demand.

TRANSFORMER OWNERSHIP DISCOUNT AND PRIMARY METERING VOLTAGE DISCOUNTS:

When the Company renders service under this Rate Schedule at the local primary distribution voltage and any transformers required are furnished by the Customer, the Monthly Rate will be subject to a discount of forty (37) cents per month per kilowatt (kW) of the Customer's billing demand as determined above, and an additional discount of one percent (1%) of the Energy Charge and one percent (1%) of the Demand Charge; however, such deduction shall not reduce the minimum monthly bill specified above.

TRANSFORMER OWNERSHIP DISCOUNT AND TRANSMISSION METERING VOLTAGE DISCOUNTS:

When the Company renders service under this Rate Schedule from an available transmission line of 46,000 volts or higher and the Customer furnishes, operates and maintains the complete step-down transformer substation necessary to receive and use such service the Monthly Rate will be subject to a discount of sixty-one (57) cents per month per kilowatt (kW) of the Customer's billing demand as determined above, and an additional discount of two percent (2%) of the Energy Charge and two percent (2%) of the Demand Charge; however, such deduction shall not reduce the minimum monthly bill specified above.

DEPOSIT:

A deposit amounting to twice the estimated average monthly bill may be required before service is connected at designated premises. The deposit may be applied to any final bills against the Customer for service.

ISSUED BY: S. W. Connally, Jr.



RATE SCHEDULE PX LARGE HIGH LOAD FACTOR POWER SERVICE

URSC: GSLD1

PAGE 1 of 3	EFFECTIVE DATE
-----------------------	-----------------------

AVAILABILITY:

Available throughout the entire territory served by the transmission system of the Company.

APPLICABILITY:

Applicable for three phase lighting and power service to any Customer whose actual measured demand is not less than 7,500 kilowatts (kW), with an annual load factor of not less than seventy-five percent (75%). Service to two or more premises shall not be combined nor shall service furnished hereunder be shared with or resold to others. All service shall be taken at the same voltage and from a single delivery point, and shall be measured by a single meter.

CHARACTER OF SERVICE:

The delivery voltage to the Customer shall be the standard secondary voltage of the Company's transformers supplied from the transmission lines of the Company.

MONTHLY RATES:

Base Charge:	\$813.73
Demand Charge:	\$11.87 per kW of billing demand
Energy Charge:	0.436¢ per kWh

MINIMUM MONTHLY BILL:

In the event the Customer's annual load factor for the current and preceding eleven months is less than 75% and in consideration of the readiness of the Company to furnish such service, the minimum monthly bill shall not be less than the Base Charge plus \$14.26 per kW of billing demand.

ISSUED BY: S. W. Connally, Jr.



RATE SCHEDULE OS OUTDOOR SERVICE

URSC: SL, OL, OL1, OL2

PAGE 1 of 10	EFFECTIVE DATE
-----------------	----------------

AVAILABILITY:

Available throughout the entire territory served by the Company.

OS-III STREET, ROADWAY, AND GENERAL AREA LIGHTING

APPLICABILITY:

Applicable for street, roadway, and general area lighting service under the provisions of the Company's standard contract for such service. Service hereunder includes power supply and may include lamp renewals and regular maintenance.

LIMITATION OF SERVICE:

Company-owned fixtures will be mounted on Company-owned poles of the Company's distribution system. Customer-owned fixtures will be mounted on Customer-owned poles, of a standard type and design, permitting service and maintenance at no abnormal cost to the Company.

MONTHLY RATES:

High Pressure Sodium Vapor

Initial Lamp Rating (Lumen)	Desc.	Lamp Wattage	Line Wattage	Est. kWh **	Fixture Charge	Maint. Charge	Energy Charge ***	Total Charge
5400*	Open Bottom	70	84	29	\$3.21	\$1.74	\$0.74	\$5.69
8800*	Open Bottom	100	120	41	\$2.76	\$1.57	\$1.05	\$5.38
8800*	Open Bottom w/Shield	100	120	41	\$3.77	\$1.84	\$1.05	\$6.66
8800	Acorn	100	120	41	\$13.72	\$4.63	\$1.05	\$19.40
8800	Colonial	100	120	41	\$3.70	\$1.82	\$1.05	\$6.57
8800	English Coach	100	120	41	\$14.97	\$4.97	\$1.05	\$20.99
8800	Destin Single	100	120	41	\$25.77	\$8.00	\$1.05	\$34.82
17600	Destin Double	200	240	82	\$51.37	\$15.41	\$2.10	\$68.88
5400*	Cobrahead	70	84	29	\$4.51	\$2.09	\$0.74	\$7.34
8800*	Cobrahead	100	120	41	\$3.77	\$1.84	\$1.05	\$6.66
20000*	Cobrahead	200	233	80	\$5.20	\$2.27	\$2.05	\$9.52
25000*	Cobrahead	250	292	100	\$5.06	\$2.23	\$2.56	\$9.85
46000*	Cobrahead	400	477	164	\$5.32	\$2.30	\$4.20	\$11.82
8800*	Cutoff Cobrahead	100	120	41	\$4.17	\$1.95	\$1.05	\$7.17
25000*	Cutoff Cobrahead	250	292	100	\$5.12	\$2.25	\$2.56	\$9.93
46000*	Cutoff Cobrahead	400	477	164	\$5.34	\$2.30	\$4.20	\$11.84
25000*	Bracket Mount CIS	250	292	100	\$11.72	\$4.10	\$2.56	\$18.38
25000*	Tenon Top CIS	250	292	100	\$11.73	\$4.10	\$2.56	\$18.39

ISSUED BY: S. W. Connally, Jr.



Section No. VI
 Thirty-Eighth Revised Sheet No. 6.16.1
 Canceling Thirty-Seventh Revised Sheet No. 6.16.1

PAGE 2 of 10	EFFECTIVE DATE
------------------------	-----------------------

(Continued from Rate Schedule OS, Sheet No. 6.16)

High Pressure Sodium Vapor (continued)

Initial Lamp Rating (Lumen)	Desc.	Lamp Wattage	Line Wattage	Est. kWh**	Fixture Charge	Maint. Charge***	Energy Charge	Total Charge
46000*	Bracket Mount CIS	400	468	161	\$12.48	\$4.29	\$4.12	\$20.89
20000*	Small ORL	200	233	80	\$12.01	\$4.16	\$2.05	\$18.22
25000*	Small ORL	250	292	100	\$11.56	\$4.04	\$2.56	\$18.16
46000*	Small ORL	400	477	164	\$12.09	\$4.19	\$4.20	\$20.48
20000*	Large ORL	200	233	80	\$19.56	\$6.26	\$2.05	\$27.87
46000*	Large ORL	400	477	164	\$22.03	\$6.96	\$4.20	\$33.19
46000*	Shoebox	400	477	164	\$10.10	\$3.63	\$4.20	\$17.93
16000*	Directional	150	197	68	\$5.68	\$2.36	\$1.74	\$9.78
20000*	Directional	200	233	80	\$8.20	\$3.12	\$2.05	\$13.37
46000*	Directional	400	477	164	\$6.09	\$2.52	\$4.20	\$12.81
125000*	Large Flood	1000	1105	379	\$9.67	\$3.71	\$9.69	\$23.07

Metal Halide

Initial Lamp Rating (Lumen)	Desc.	Lamp Wattage	Line Wattage	Est. kWh	Fixture Charge	Maint. Charge	Energy Charge	Total Charge
12000*	Acorn	175	210	72	\$13.86	\$5.82	\$1.84	\$21.52
12000*	Colonial	175	210	72	\$3.83	\$3.05	\$1.84	\$8.72
12000*	English Coach	175	210	72	\$15.11	\$6.18	\$1.84	\$23.13
12000*	Destin Single	175	210	72	\$25.90	\$9.19	\$1.84	\$36.93
24000*	Destin Double	350	420	144	\$51.65	\$17.20	\$3.68	\$72.53
32000*	Small Flood	400	476	163	\$6.23	\$2.69	\$4.17	\$13.09
32000*	Small Parking Lot	400	476	163	\$11.50	\$4.17	\$4.17	\$19.84
100000*	Large Flood	1000	1100	378	\$8.93	\$5.34	\$9.67	\$23.94
100000*	Large Parking Lot	1000	1100	378	\$19.85	\$7.40	\$9.67	\$36.92

Metal Halide Pulse Start

Initial Lamp Rating (Lumen)	Desc.	Lamp Wattage	Line Wattage	Est. kWh	Fixture Charge	Maint. Charge	Energy Charge	Total Charge
13000*	Acorn	150	190	65	\$15.72	\$5.67	\$1.66	\$23.05
13000*	Colonial	150	190	65	\$4.89	\$2.66	\$1.66	\$9.21
13000*	English Coach	150	190	65	\$16.08	\$5.77	\$1.66	\$23.51
13000*	Destin Single	150	190	65	\$34.08	\$10.79	\$1.66	\$46.53
26000*	Destin Double	300	380	130	\$68.03	\$20.77	\$3.33	\$92.13
33000*	Small Flood	350	400	137	\$6.97	\$3.44	\$3.50	\$13.91
33000*	Shoebox	350	400	137	\$8.34	\$3.82	\$3.50	\$15.66
68000*	Flood	750	840	288	\$7.19	\$5.77	\$7.37	\$20.33

ISSUED BY: S. W. Connally, Jr.



PAGE 3 of 10	EFFECTIVE DATE
------------------------	-----------------------

(Continued from Rate Schedule OS, Sheet No. 6.16.1)

		LED						
Nominal Delivered <u>Lumen</u>	<u>Desc.</u>	<u>Lamp Wattage</u>	<u>Line Wattage</u>	<u>Est. kWh</u> **	<u>Fixture Charge</u>	<u>Maint. Charge</u>	<u>Energy Charge</u> ***	<u>Total Charge</u>
3776*	Acorn	75	75	26	\$18.45	\$9.53	\$0.67	\$28.65
4440*	Street Light	72	72	25	\$14.32	\$4.90	\$0.64	\$19.86
2820*	Acorn A5	56	56	19	\$26.54	\$8.21	\$0.49	\$35.24
5100*	Cobrahead S2	73	73	25	\$6.28	\$4.10	\$0.64	\$11.02
10200*	Cobrahead S3	135	135	46	\$7.73	\$4.73	\$1.18	\$13.64
6320*	ATB071 S2/S3	71	71	24	\$7.83	\$5.33	\$0.61	\$13.77
9200*	ATB1 105 S3	105	105	36	\$11.44	\$6.42	\$0.92	\$18.78
23240*	ATB2 280 S4	280	280	96	\$12.95	\$7.46	\$2.46	\$22.87
7200*	E132 A3	132	132	45	\$28.64	\$8.37	\$1.15	\$38.16
9600*	E157 SAW	157	157	54	\$19.38	\$5.78	\$1.38	\$26.54
7377*	WP9 A2/S2	140	140	48	\$43.55	\$14.43	\$1.23	\$59.21
15228*	Destin Double	210	210	72	\$66.64	\$31.88	\$1.84	\$100.36
9336*	ATB0 108	108	108	37	\$7.25	\$4.71	\$0.95	\$12.91
3640*	Colonial	45	45	15	\$7.78	\$5.00	\$0.38	\$13.16
5032*	LG Colonial	72	72	25	\$9.80	\$5.88	\$0.64	\$16.32
4204	Security Lt	43	43	15	\$4.75	\$2.84	\$0.38	\$7.97
5510	Roadway 1	62	62	21	\$5.71	\$3.63	\$0.54	\$9.88
32327	Galleon 6sq	315	315	108	\$20.59	\$10.89	\$2.76	\$34.24
38230	Galleon 7sq	370	370	127	\$22.82	\$12.13	\$3.25	\$38.20
53499	Galleon 10sq	528	528	181	\$31.56	\$16.24	\$4.63	\$52.43
36000*	Flood 421 W	421	421	145	\$17.83	\$9.85	\$3.71	\$31.39
5355	Wildlife Cert	106	106	36	\$17.50	\$9.29	\$0.92	\$27.71
8300	Evolve Area	72	72	25	\$13.13	\$7.06	\$0.64	\$20.83
8022	ATB0 70	72	72	25	\$7.68	\$4.61	\$0.64	\$12.93
11619	ATB0 100	104	104	36	\$8.24	\$4.86	\$0.92	\$14.02
30979	ATB2 270	274	274	94	\$14.88	\$8.08	\$2.40	\$25.36
9514	Roadway 2	95	95	33	\$6.24	\$3.85	\$0.84	\$10.93
15311	Roadway 3	149	149	51	\$8.60	\$4.94	\$1.30	\$14.84
28557	Roadway 4	285	285	98	\$11.75	\$6.54	\$2.51	\$20.80
5963	Colonial Large	72	72	25	\$9.15	\$5.16	\$0.64	\$14.95
4339	Colonial Small	45	45	15	\$8.75	\$4.97	\$0.38	\$14.10
8704	Acorn A	81	81	28	\$19.31	\$9.63	\$0.72	\$29.66
7026	Destin I	99	99	34	\$32.46	\$15.41	\$0.87	\$48.74
37400	Flood Large	297	297	102	\$17.12	\$8.53	\$2.61	\$28.26
28700	Flood Medium	218	218	75	\$14.61	\$7.42	\$1.92	\$23.95
18600	Flood Small	150	150	52	\$12.60	\$6.40	\$1.33	\$20.33



PAGE 4 of 10	EFFECTIVE DATE
------------------------	-----------------------

(Continued from Rate Schedule OS, Sheet No. 6.17)

Mercury Vapor
(Not Available for New Installations)

Initial Lamp Rating (Lumen)	Desc.	Lamp Wattage	Line Wattage	Est. kWh	Fixture Charge	Maint. Charge	Energy Charge	Total Charge
7000*	Open Bottom	175	195	67	\$2.23	\$1.38	\$1.71	\$5.32
3200*	Cobrahead	100	114	39	\$4.13	\$1.93	\$1.00	\$7.06
7000*	Cobrahead	175	195	67	\$3.75	\$1.81	\$1.71	\$7.27
9400*	Cobrahead	250	277	95	\$4.93	\$2.19	\$2.43	\$9.55
17000*	Cobrahead	400	442	152	\$5.39	\$2.29	\$3.89	\$11.57
48000*	Cobrahead	1000	1084	372	\$10.80	\$3.97	\$9.52	\$24.29
17000*	Directional	400	474	163	\$8.10	\$3.07	\$4.17	\$15.34

* Not Available for New Installation.

** Estimated Monthly kWh = (Line Wattage x Annual Operating Hours)/(1000 x 12)

*** Energy Charge = 2.558¢/kWh x Estimated Monthly kWh Usage

ADDITIONAL FACILITIES CHARGES:

The above rates apply to lighting installations made on the Company's existing overhead distribution system. Any special or additional facilities, which may be installed at the Company's option, will be billed in addition to the above rates.

Charge for 13 ft. decorative concrete pole used only for decorative lights (Colonial, Acorn, or English Coach) \$18.15.

Charge for 13 ft. decorative high gloss concrete pole used only for decorative lights (Colonial, Acorn, or English Coach) \$16.45.

Charge for 16 ft. decorative base aluminum pole with 6" Tenon used only for decorative lights (Destin Single or Double) \$13.04.

Charge for 17 ft. decorative base aluminum pole used only for decorative lights (Colonial, Acorn, or English Coach) \$19.05.

Charge for 18 ft. (14 ft. mounting height) aluminum decorative York pole \$17.31.

Charge for 20 ft. (16 ft. mounting height) aluminum decorative Grand pole \$14.15.

Charge for 20 ft. fiberglass pole used only for decorative lights (Colonial) \$6.74.*

Charge for 20 ft. (16 ft. mounting height) aluminum, round, tapered pole (Spun Tenon) \$5.93.

Charge for 20 ft. (16 ft. mounting height) aluminum, round, tapered pole (Welded Tenon) \$20.20.

Charge for 25 ft. (20 ft. mounting height) aluminum, round, tapered pole \$21.11.

Charge for 30 ft. wood pole \$4.38.*

Charge for 30 ft. concrete pole \$9.14.

Charge for 30 ft. fiberglass pole with concrete, anchor-based pedestal used primarily for the 100,000 Lumen Large Parking Lot fixture \$43.28.*

Charge for 30 ft. (25 ft. mounting height) aluminum, round, tapered pole \$23.40.



PAGE	EFFECTIVE DATE
5 of 10	

(Continued from Rate Schedule OS, Sheet No. 6.18)

ADDITIONAL FACILITIES CHARGES (continued):

- Charge for 30 ft. aluminum pole used with concrete adjustable base \$21.38.
- Charge for 35 ft. concrete pole \$13.32.
- Charge for 35 ft. concrete pole (Tenon Top) \$18.39.
- Charge for 35 ft. wood pole \$6.36.
- Charge for 35 ft. (30 ft. mounting height) aluminum, round, tapered pole \$26.23.
- Charge for 40 ft. wood pole \$7.81.
- Charge for 45 ft. concrete pole (Tenon Top) \$24.14.
- Charge for single arm for Shoebox/Small Parking Lot fixture \$2.53.
- Charge for double arm for Shoebox/Small Parking Lot fixture \$2.81.
- Charge for triple arm for Shoebox/Small Parking Lot fixture \$3.80.
- Charge for quadruple arm for Shoebox/Small Parking Lot fixture \$4.80.
- Charge for Tenon Top adapter for 100,000 Lumen Large Parking Lot fixture \$4.67.
- Charge for optional 100 amp relay \$26.15.
- Charge for 25 kVA transformer (non-coastal) for 46,000 Lumen Shoebox, 32,000 Lumen Small Parking Lot, or 100,000 Lumen Large Parking Lot fixture(s) \$36.19.
- Charge for 25 kVA transformer (coastal) for 46,000 Lumen Shoebox, 32,000 Lumen Small Parking Lot, or 100,000 Lumen Large Parking Lot fixture(s) \$51.59.

All other additional facilities shall be billed at 1.74% per month of the Company's cost. Such facilities may include, but are not limited to, additional overhead or underground wiring and special poles approved by the Company.

* Not Available for New Installation.

VANDALISM (WILLFUL DAMAGE):

The Customer will have the following three options on the second occurrence of vandalism (willful damage) to a Company fixture:

1. Pay (a) the total repair costs of the fixture or the original total installed cost of the fixture less any depreciation and salvage value plus the removal cost if the fixture cannot be repaired and (b) the total installed cost of a luminaire protective shield. If the fixture is not compatible with the shield, then the fixture will be replaced with either a compatible 100 watt or 250 watt cobrahead fixture,
2. Request that the damaged fixture be replaced with the same type of unshielded fixture. For this and any subsequent occurrence, the Customer will pay either (a) the total repair costs of the fixture or (b) the original total installed cost of the fixture less any depreciation and salvage value plus the removal cost if the fixture cannot be repaired, or
3. Discontinue the service to the fixture.

The Customer must notify the Company in writing of its selected option. The Customer may choose to pay the total installed cost of a luminaire protective shield after the first occurrence of vandalism (willful damage) to a Company fixture and save the costs incurred in 1(a) above.

ISSUED BY: S. W. Connally, Jr.



Section No. VI
Twenty-Seventh Revised Sheet No. 6.20
Canceling Twenty-Sixth Revised Sheet No. 6.20

PAGE	EFFECTIVE DATE
6 of 10	

(Continued from Rate Schedule OS, Sheet No. 6.19)

MONTHLY RATES - CUSTOMER OWNED WITHOUT RELAMPING SERVICE AGREEMENT:

Customer-owned street, roadway, and general area lighting fixtures which conform to the specifications of Company-owned fixtures may receive energy at the appropriate charges for each size light above. Customer-owned street, roadway, and general area lighting systems which do not conform to specifications of the Company-owned fixtures shall be charged the monthly rate of 2.558¢/kWh of the estimated kWh usage of each unit. Customer-owned equipment must be approved in advance as to accessibility to be eligible to receive service. The Customer will provide all pole(s), fixture(s), lamp(s), photoelectric control(s), and circuit(s) up to the point of connection to the Company's supply lines (point of service), and an adequate support for the Company-owned service conductors. The Company will provide an overhead service drop from its existing secondary conductors to the point of service designated by the Company for Customer-owned lights. Underground service conductors will be installed in lieu of the overhead conductors at the Customer's request, and upon payment by the Customer of the installed cost of the underground conductors after allowance for the cost of equivalent overhead service conductors and any trenching and backfilling provided by the Customer. The distribution system shall serve no other electrical loads except the lighting equipment eligible for this rate.

MONTHLY RATES - CUSTOMER OWNED WITH RELAMPING SERVICE AGREEMENT:

The monthly rates set forth below cover both the electric service (if unmetered) and the replacement of lamps and photoelectric controls upon routine failure. Lamps or photoelectric controls damaged or destroyed due to vandalism or willful abuse are not covered by the agreement and will only be replaced at the Customer's expense. Customer-owned equipment must be approved in advance as to compatibility with Company-owned lamps and photoelectric controls and accessibility to be eligible to receive service. The Customer will provide all pole(s), fixture(s), initial lamp(s) and photoelectric control(s), and circuit(s) up to the point of connection to the Company's supply lines (point of service), and an adequate support for the Company-owned service conductors. The Company will provide an overhead service drop from its existing secondary conductors to the point of service designated by the Company for Customer-owned lights. Underground service conductors will be installed in lieu of the overhead conductors at the Customer's request, and upon payment by the Customer of the installed cost of the underground conductors after allowance for the cost of equivalent overhead service conductors and any trenching and backfilling provided by the Customer. The distribution system shall serve no other electrical loads except the lighting equipment eligible for this rate. The Customer remains responsible for all maintenance other than the replacement of lamps and photoelectric controls.

ISSUED BY: S. W. Connally, Jr.



PAGE 7 of 10	EFFECTIVE DATE
------------------------	-----------------------

(Continued from Rate Schedule OS, Sheet No. 6.20)

MONTHLY RATES - CUSTOMER OWNED WITH RELAMPING SERVICE AGREEMENT:

High Pressure Sodium Vapor

Initial Lamp Rating (Lumen)	Lamp Wattage	Line Wattage	Est. kWh **	Relamping Charge	Energy Charge ***	Total Charge
8800	100	120	41	\$0.71	\$1.05	\$1.76
16000*	150	197	68	\$0.70	\$1.74	\$2.44
20000*	200	233	80	\$0.72	\$2.05	\$2.77
25000*	250	292	100	\$0.73	\$2.56	\$3.29
46000*	400	477	164	\$0.72	\$4.20	\$4.92
125000*	1000	1105	379	\$0.92	\$9.69	\$10.61

Metal Halide

Initial Lamp Rating (Lumen)	Lamp Wattage	Line Wattage	Est. kWh **	Relamping Charge	Energy Charge ***	Total Charge
32000*	400	476	163	\$0.85	\$4.17	\$5.02
100000*	1000	1100	378	\$3.16	\$9.67	\$12.83

- * Not Available for New Installation
- ** Estimated Monthly kWh = (Line Wattage x Annual Operating Hours)/(1000 x 12)
- *** Energy Charge = 2.558¢/kWh x Estimated Monthly kWh Usage

The Total Charge shown above is for an unmetered fixture. If the service is metered, there will be no Energy Charge billed under this rate.

ADDITIONAL FACILITIES CHARGES FOR CUSTOMER OWNED:

Any special or additional facilities, which may be installed at the Company's option, will be billed in addition to the above Customer-owned rates.

Charge for 35 ft. wood pole \$6.36.

All other additional facilities shall be billed at 1.74 percent per month of the Company's cost.

ISSUED BY: S. W. Connally, Jr.



Section No. VI
Twenty-Third Revised Sheet No. 6.23
Canceling Twenty-Second Revised Sheet No. 6.23

PAGE	EFFECTIVE DATE
9 of 10	

(Continued from Rate Schedule OS, Sheet No. 6.22)

OS-III OTHER OUTDOOR SERVICE (OL1)

Other outdoor service for Customer-owned facilities with fixed wattage loads operating continuously throughout the billing period such as, but not limited to, traffic signals and cable television amplifiers shall be billed according to the monthly rate below:

4.821 cents per kWh for all kWh

The estimated annual kWh usage shall be determined by multiplying the annual operation hours times the maximum demand. The monthly kWh usage will be one-twelfth (1/12) of the estimated annual kWh usage. Maximum demand shall be the total number of kilowatts connected at any one time. At the option of the Company service rendered under this section may be metered and billed under the applicable General Service rate schedule. Minimum Monthly bill shall be \$1.00 per service connection.

TERM OF CONTRACT (OS-I/II, OS-III):

Service under this Rate Schedule shall be for an initial period of not less than three (3) years and shall remain until terminated by notice to either party by the other. When additional facilities are required, the Company may require a contract for a longer initial period. There is no term of contract for rate OS-III.

DEPOSIT (OS-I/II, OS-III):

A deposit amounting to twice the estimated average monthly bill may be required before service is connected at designated premises. The deposit may be applied to any final bills against the Customer for service.

ISSUED BY: S. W. Connally, Jr.



RATE SCHEDULE CR COST RECOVERY CLAUSE FOSSIL FUEL AND PURCHASED POWER

PAGE 1 of 1	EFFECTIVE DATE
----------------	----------------

APPLICABILITY:

Applicable as a modification of each filed rate of the Company in which reference is made to Rate CR.

DETERMINATION OF FOSSIL FUEL AND PURCHASED POWER COST RECOVERY FACTOR:

Bills shall be decreased or increased by a factor calculated in accordance with the formula and procedures specified by the Florida Public Service Commission designed to give effect to changing efficiency, cost of fossil fuel and cost of purchased power.

The energy charge per kilowatt-hour shall be increased or decreased \$0.00001 (1/100 of a mill) per kilowatt-hour for each \$0.00001 (1/100 of a mill) increase or decrease in the projected cost of fossil fuel and purchased power per kilowatt-hour. The total cost recovery factor per kWh applicable to energy delivered will include, when applicable, a true-up with interest, to prior actual costs and a Generation Performance Incentive Factor, and will be determined in accordance with the formula and procedures specified by the Florida Public Service Commission. Such increase or decrease shall be adjusted for taxes which are based upon revenues.

Fuel Cost Recovery Clause factors are shown below:

Group	Schedules	Standard	TOU	
			On-Peak	Off-Peak
A	RS, RSVP, RSTOU, GS, GSD, GSDT, GSTOU, OSIII, SBS	2.949¢/kWh	3.530¢/kWh	2.709¢/kWh
B	LP, LPT, SBS	2.909¢/kWh	3.482¢/kWh	2.672¢/kWh
C	PX, PXT, RTP, SBS	2.865¢/kWh	3.429¢/kWh	2.631¢/kWh
D	OS-I/II	2.915¢/kWh	N/A	N/A

The recovery factor applicable for Rate Schedule SBS is based on the Customer's contract demand as follows:

<u>Contract Demand (kW)</u>	<u>Use Factor Applicable To:</u>
100-499	GSD
500-7499	LP
7500 and greater	PX

Service under this rate schedule is subject to Rules and Regulations of the Company and the Florida Public Service Commission.

ISSUED BY: S. W. Connally, Jr.



RATE SCHEDULE ECR ENVIRONMENTAL COST RECOVERY CLAUSE

PAGE 1 of 1	EFFECTIVE DATE
----------------	----------------

APPLICABILITY:

Applicable as a modification of each filed rate of the Company in which reference is made to Rate ECR.

DETERMINATION OF ENVIRONMENTAL COST RECOVERY FACTOR:

The purpose of the Environmental Cost Recovery Clause is the recovery of costs associated with certain environmental investment and expenses. Costs are classified and allocated to the rate classes using an allocation method consistent with the cost of service methodology approved in the Company's last rate case.

The monthly charge of each rate schedule shall be increased or decreased \$0.00001 (1/100 of a mill) per kilowatt-hour for each \$0.00001 (1/100 of a mill) increase or decrease in projected environmental costs per kilowatt-hour. The total cost recovery factor per kWh applicable to energy delivered will include, when applicable, a true-up, with interest, to prior actual costs, and will be determined in accordance with the formula and procedures specified by the Florida Public Service Commission. Such increase or decrease shall be adjusted for taxes which are based upon revenues.

Environmental Cost Recovery Clause factors are shown below:

<u>Rate Schedule</u>	<u>Environmental Cost Recovery Factor ¢/kWh</u>
RS, RSVP, RSTOU	1.959
GS	1.805
GSD, GSDT, GSTOU	1.601
LP, LPT	1.431
PX, PXT, RTP, SBS	1.371
OS-I/II	0.537
OS-III	1.261

Service under this rate schedule is subject to Rules and Regulations of the Company and the Florida Public Service Commission.

ISSUED BY: S. W. Connally, Jr.



Section No. VI
Twelfth Revised Sheet No. 6.42
Canceling Eleventh Revised Sheet No. 6.42

RATE SCHEDULE GSTOU GENERAL SERVICE TIME-OF-USE CONSERVATION (OPTIONAL SCHEDULE)

URSC: GSTOU

PAGE 1 of 3	EFFECTIVE DATE
-----------------------	-----------------------

AVAILABILITY:

Available on a first come - first serve basis subject to meter availability throughout the entire territory served by the Company.

APPLICABILITY:

Applicable as an option to Rate Schedule GSD for general service on an annual basis covering the entire electrical requirements of any Customer whose highest actual measured demand is not more than four hundred ninety-nine (499) kilowatts. Service to two or more premises shall not be combined nor shall service furnished hereunder be shared with or resold to others. All service shall be taken at the same voltage, from a single delivery point, and shall be measured by a single meter.

CHARACTER OF SERVICE:

The delivery voltage to the Customer shall be the voltage of the available secondary distribution lines of the Company for the locality in which service is to be rendered. Three phase service may be furnished at the request of the Customer subject to the Rules and Regulations of the Company which govern the extension of the three phase service.

MONTHLY RATES:

Base Charge: \$47.33

Energy Charges:

Summer – June through September:

On-Peak 19.732¢ per kWh

Intermediate 7.366¢ per kWh

Off-Peak 3.063¢ per kWh

October through May:

All hours 4.287¢ per kWh

ISSUED BY: S. W. Connally, Jr.



Section No. VI
Eighth Revised Sheet No. 6.46
Canceling Seventh Revised Sheet No. 6.46

PAGE	EFFECTIVE DATE
2 of 5	

(Continued from Rate Schedule GSDT, Sheet No. 6.45)

MONTHLY RATES:

Base Charge: \$47.33
Demand Charge: \$3.40 per kW of maximum demand plus;
\$3.83 per kW of on-peak demand

Energy Charge: 1.834¢ per kWh

MINIMUM MONTHLY BILLS:

In consideration of the readiness of the Company to furnish such service, no monthly bill will be rendered for less than the Base Charge plus the Demand Charge.

DETERMINATION OF THE ON-PEAK PERIOD:

The on-peak period for calendar months April through October is defined as being those hours between 12:00 p.m. and 9:00 p.m. Central Daylight Time/Central Standard Time, Monday through Friday.

The on-peak period for calendar months November through March is defined as being those hours between 6:00 a.m. and 10:00 a.m. and between 6:00 p.m. and 10:00 p.m. Central Standard Time/Central Daylight Time, Monday through Friday.

ISSUED BY: S. W. Connally, Jr.



Section No. VI
Seventh Revised Sheet No. 6.48
Canceling Sixth Revised Sheet No. 6.48

PAGE	EFFECTIVE DATE
4 of 5	

(Continued from Rate Schedule GSDT, Sheet No. 6.47)

TRANSFORMER OWNERSHIP DISCOUNT AND PRIMARY METERING VOLTAGE DISCOUNTS:

When the Company renders service under this Rate Schedule at the local primary distribution voltage and any transformers required are furnished by the Customer, the Monthly Rate will be subject to a discount of thirty (28) cents per kW of the Customer's Maximum Demand as determined above, and an additional discount of one percent (1%) of the Energy Charge and one percent (1%) of the Demand Charge; however, such deduction shall not reduce the minimum monthly bill specified above.

TERM OF CONTRACT:

- (1) Service under this Schedule shall be for a period of not less than one year and thereafter from year to year until terminated by three (3) months' written notice by either party to the other.
- (2) The initial selection of this optional rate schedule by a Rate Schedule GSD Customer may be terminated at any time by written or personal notice from the Customer. After such termination, any subsequent selection of this option by the same Customer for service at the same premises shall have a term of contract as specified in (1) above.

ISSUED BY: S. W. Connally, Jr.



Section No. VI
Eighth Revised Sheet No. 6.49
Canceling Seventh Revised Sheet No. 6.49

RATE SCHEDULE LPT LARGE POWER SERVICE – TIME-OF-USE CONSERVATION (OPTIONAL SCHEDULE)

URSC: GSLDT

PAGE	EFFECTIVE DATE
1 of 5	

AVAILABILITY:

Available on a first come - first serve basis subject to meter availability throughout the entire territory served by the transmission system of the Company.

APPLICABILITY:

Applicable as an option to Rate Schedule LP for three phase general service on an annual basis covering the entire electrical requirements of any Customer. Service to two or more premises shall not be combined nor shall service furnished hereunder be shared with or resold to others. All service shall be taken at the same voltage, from a single delivery point, and shall be measured by a single meter. Customers taking service under Rate LPT may elect the critical peak option.

CHARACTER OF SERVICE:

The delivery voltage to the Customer shall be the voltage of the available secondary distribution lines of the Company for the locality in which service is to be rendered.

MONTHLY RATES:

Base Charge:	\$262.80
Demand Charge:	\$2.55 per kW of maximum demand plus; \$10.03 per kW of on-peak demand
Energy Charge:	0.942¢ per kWh

ISSUED BY: S. W. Connally, Jr.



Section No. VI
Sixth Revised Sheet No. 6.50
Canceling Fifth Revised Sheet No. 6.50

PAGE 2 of 5	EFFECTIVE DATE
-----------------------	-----------------------

(Continued from Rate Schedule LPT, Sheet No. 6.49)

CRITICAL PEAK OPTION (CPO) – Under this option, the Demand Charge shall be:

Demand Charge: \$2.55 per kW of maximum demand plus;
 \$10.03 per kW of on-peak demand

MINIMUM MONTHLY BILLS:

In consideration of the readiness of the Company to furnish such service, no monthly bill shall be rendered for less than the Base Charge plus the Demand Charge.

DETERMINATION OF THE ON-PEAK PERIOD:

The on-peak period for calendar months April through October is defined as being those hours between 12:00 p.m. and 9:00 p.m. Central Daylight Time/Central Standard Time, Monday through Friday.

The on-peak period for calendar months November through March is defined as being those hours between 6:00 a.m. and 10:00 a.m. and between 6:00 p.m. and 10:00 p.m. Central Standard Time/Central Daylight Time, Monday through Friday.

DETERMINATION OF THE OFF-PEAK PERIOD:

All hours not included above and all hours of the observed holidays of New Year's Day, Memorial Day, Independence Day, Labor Day, Thanksgiving, and Christmas are in the off-peak period.

DETERMINATION OF CRITICAL PEAK PERIOD:

A critical peak period may be designated at any time at the Company's discretion. Conditions which may result in the designation of a critical peak period by the Company include, but are not limited to: (i) A temperature forecast for the Company's service area that is above 95°F or below 32°F; (ii) Real-Time-Prices that exceed certain thresholds; (iii) Projections of system peak loads that exceed certain thresholds.

ISSUED BY: S. W. Connally, Jr.



PAGE 3 of 5	EFFECTIVE DATE
-----------------------	-----------------------

(Continued from Rate Schedule LPT, Sheet No. 6.50)

DETERMINATION OF BILLING DEMAND:

- (a) Maximum Demand--The kilowatt (kW) billing demand for billing purposes shall be the Customer's maximum integrated 15 minute demand to the nearest kilowatt (kW) during each service month.
- (b) On-Peak Demand--The kilowatt (kW) billing demand for billing purposes shall be the Customer's maximum integrated 15 minute demand to the nearest kilowatt (kW) during each service month as measured during the hours designated as on-peak.
- (c) Critical Peak Demand – The kilowatt (kW) billing demand for billing purposes shall be the Customer's maximum integrated 15 minute demand to the nearest kilowatt (kW) during each service month as measured during the hours designated as critical peak.

REACTIVE DEMAND CHARGE:

The monthly bill calculated at the above rates may be increased in the amount of \$1.00 per kvar for all over 0.48432 kilovars per kilowatt (90% power factor). The kilovars to which this adjustment shall apply shall be the monthly maximum measured kilovar demand or may be calculated as the square root of the difference between the square of the maximum monthly measured kVA demand and the square of the maximum monthly measured kW demand.

TRANSFORMER OWNERSHIP DISCOUNT AND PRIMARY METERING VOLTAGE DISCOUNTS:

When the Company renders service under this Rate Schedule at the local primary distribution voltage and any transformers required are furnished by the Customer, the Monthly Rate will be subject to a discount of forty (37) cents per month per kilowatt (kW) of the Customer's highest billing demand as determined above, and an additional discount of one percent (1%) of the Energy Charge and one percent (1%) of the Demand Charge; however, such deduction shall not reduce the minimum monthly bill specified above.



Section No. VI
Sixth Revised Sheet No. 6.52
Canceling Fifth Revised Sheet No. 6.52

PAGE	EFFECTIVE DATE
4 of 5	

(Continued from Rate Schedule LPT, Sheet No. 6.51)

TRANSFORMER OWNERSHIP DISCOUNT AND TRANSMISSION METERING VOLTAGE DISCOUNTS:

When the Company renders service under this Rate Schedule from an available transmission line of 46,000 volts or higher and the Customer furnishes, operates, and maintains the complete step-down transformer substation necessary to receive and use such service, the Monthly Rate will be subject to a discount of sixty-one (57) cents per month per kilowatt (kW) of the Customer's highest billing demand as determined above, and an additional discount of two percent (2%) of the Energy Charge and two percent (2%) of the Demand Charge; however, such deduction shall not reduce the minimum monthly bill specified above.

DEPOSIT:

A deposit amounting to twice the estimated average monthly bill may be required before service is connected at designated premises. The deposit may be applied to any final bills against the Customer for service.

CRITICAL PEAK DEMAND NOTIFICATION

A customer electing the critical peak option will be notified of a critical peak period one hour prior to the beginning of the critical peak period event. The Company is not responsible for a customer's failure to receive and act upon the critical peak period. If a customer does not receive these notifications, it is the customer's responsibility to inform the Company so the notifications may be supplied.

TERM OF CONTRACT:

- (1) Service under this Schedule shall be for a period of not less than one year and thereafter from year to year until terminated by three (3) months' written notice by either party to the other.
- (2) The initial selection of this rate schedule as an option by a Rate Schedule LP Customer may be terminated at any time by written or personal notice from the Customer. After such termination, any subsequent selection of this option by the same Customer for service at the same premises shall have a term of contract as specified in (1) above.

ISSUED BY: S. W. Connally, Jr.



**RATE SCHEDULE PXT
LARGE HIGH LOAD FACTOR POWER SERVICE
TIME-OF-USE CONSERVATION
(OPTIONAL SCHEDULE)**

URSC: GSLDT1

PAGE 1 of 4	EFFECTIVE DATE
-----------------------	-----------------------

AVAILABILITY:

Available throughout the entire territory served by the transmission system of the Company.

APPLICABILITY:

Applicable as an option to Rate Schedule PX for three phase lighting and power service to any customer whose actual measured demand is not less than 7,500 kilowatts (kW), with an annual load factor of not less than seventy-five percent (75%). Service to two or more premises shall not be combined nor shall service furnished hereunder be shared with or resold to others. All service shall be taken at the same voltage and from a single delivery point, and shall be measured by a single meter.

CHARACTER OF SERVICE:

The delivery voltage to the Customer shall be the standard secondary voltage of the Company's transformers supplied from the transmission lines of the Company.

MONTHLY RATES:

Base Charge:	\$813.73
Demand Charge:	\$0.97 per kW of maximum demand plus; \$11.02 per kW of on-peak demand
Energy Charge:	On-Peak and Off-Peak Period: 0.436¢ per kWh



PAGE	EFFECTIVE DATE
2 of 4	

(Continued from Rate Schedule PXT, Sheet No. 6.53)

DETERMINATION OF THE ON-PEAK PERIOD:

The on-peak period for calendar months April through October is defined as being those hours between 12:00 p.m. and 9:00 p.m. Central Daylight Time/Central Standard Time, Monday through Friday.

The on-peak period for calendar months November through March is defined as being those hours between 6:00 a.m. and 10:00 a.m. and between 6:00 p.m. and 10:00 p.m. Central Standard Time/Central Daylight Time, Monday through Friday.

DETERMINATION OF THE OFF-PEAK PERIOD:

All hours not included above and all hours of the observed holidays of New Year's Day, Memorial Day, Independence Day, Labor Day, Thanksgiving, and Christmas are in the off-peak period.

MINIMUM MONTHLY BILLS:

In the event the Customer's annual load factor for the current and preceding eleven months is less than 75% and in consideration of the readiness of the Company to furnish such service, the minimum monthly bill shall not be less than the Base Charge plus \$14.38 per kW of maximum billing demand.

DETERMINATION OF BILLING DEMAND:

- (a) Maximum Demand--The kilowatt (kW) billing demand for billing purposes shall be the maximum measured kW demand integrated over any fifteen minute interval during the current bill month but not less than 7500 kW.
- (b) On-Peak Demand--The kilowatt (kW) billing demand for billing purposes shall be the customer's maximum integrated 15 minute demand to the nearest kilowatt (kW) during each service month as measured during the hours designated as on-peak.

REACTIVE DEMAND CHARGE:

The monthly bill calculated at the above rates shall also be increased in the amount of \$1.00 per kvar for all over 0.48432 kilovars per kilowatt (90% power factor). The kilovars to which this adjustment shall apply shall be the monthly maximum measured kilovar demand or may be calculated as the square root of the difference between the square of the maximum monthly measured kVA demand and the square of the maximum monthly measured kW demand.



Section No. VI
 Eighth Revised Sheet No. 6.59
 Canceling Seventh Revised Sheet No. 6.59

PAGE 3 of 8	EFFECTIVE DATE
-----------------------	-----------------------

(Continued from Rate Schedule SBS, Sheet No. 6.58)

A Standby Service Customer will be billed for electric service in accordance with the following charges:

Contract Demand:	<u>100 to 499 kW</u>	<u>500 to 7,499 kW</u>	<u>Above 7,499 kW</u>
Base Charge:	\$261.68	\$261.68	\$623.10
Demand Charge:			
Local Facilities Charge Per kW of BC and NC	\$2.96	\$2.70	\$0.94
On-Peak Demand Charge: Per kW of On-Peak kW up to NC	\$3.83	\$10.03	\$11.02
Plus the greater of:			
Reservation Charge: Per kW of BC or	\$1.40	\$1.40	\$1.43
The Sum of the Daily On-Peak Standby Demand Charges: Per kW per day of On-Peak kW in excess of NC	\$0.66	\$0.66	\$0.67
Energy Charge Per kWh:	3.071¢	3.071¢	3.071¢

Customers with zero (0) NC will not be subject to the On-Peak Demand Charge.

ISSUED BY: S. W. Connally, Jr.



Section No. VI
Ninth Revised Sheet No. 6.76
Canceling Eighth Revised Sheet No. 6.76

PAGE	EFFECTIVE DATE
2 of 4	

(Continued from Rate Schedule RSVP, Sheet No. 6.75)

If a Customer moves into a residence with existing Company-owned energy management equipment, the Customer will receive service under Rate Schedule RSVP. The Customer will be given the option of remaining on Rate Schedule RSVP or moving to Rate Schedule RS. If the Customer chooses Rate Schedule RS at that time, Company-owned energy management equipment will be removed free of charge.

CHARACTER OF SERVICE:

Available for single-phase service from local distribution lines of the Company's system at nominal secondary voltage of 120/240 volts. Service shall be metered through one metering device capable of measuring electrical energy consumption during the various times each energy demand charge is in effect.

RATES:

Base Charge:	64¢ per day
Energy Demand Charge:	
Low Cost Hours (P ₁):	4.997¢ per kWh
Medium Cost Hours (P ₂):	4.997¢ per kWh
High Cost Hours (P ₃):	4.997¢ per kWh
Critical Cost Hours (P ₄):	4.997¢ per kWh

ISSUED BY: S. W. Connally, Jr.



**Rate Schedule RSTOU
RESIDENTIAL SERVICE – TIME-OF-USE
Limited Availability Experimental Rate**

PAGE 1 of 3	EFFECTIVE DATE
-----------------------	-----------------------

AVAILABILITY:

Available to customers eligible for Rate Schedule RS (Residential Service). Availability is further limited to those customers selected by Gulf Power which are willing to participate in, and which meet the standards of the Company's RSTOU pilot rate study.

Service under this rate schedule shall terminate on December 31, 2017 unless extended by order of the Florida Public Service Commission.

APPLICABILITY:

Applicable as an alternative to Rate Schedule RS for service used for domestic purposes and electric vehicle charging at an individually metered dwelling unit suitable for year-round family occupancy containing full kitchen facilities. Service provided hereunder shall not be shared with or resold to others.

CHARACTER OF SERVICE:

Available for single-phase service from local distribution lines of the Company's system at nominal secondary voltage of 120/240 volts. Service shall be metered through one metering device capable of measuring electrical consumption during the various times each energy-demand charge is in effect.

RATES:

Base Charge:	64¢ per day
Energy-Demand Charge:	
On-Peak Period	4.997¢ per kWh
Off-Peak Period	4.997¢ per kWh

GULF POWER COMPANY
OUTDOOR SERVICE - LIGHTING PRICING METHODOLOGY
MONTHLY RATES - Rate Schedule OS (Part I/II)
Form 4

SECTION A - LED FIXTURES

Total Unit Cost		
Fixture Cost		\$0.00
Arm Cost		\$0.00
Bulb Cost		\$0.00
Photocell Cost		\$0.00
	SUBTOTAL	\$0.00
0.000 Man-hours to Install Fixture/Arm (If Applicable) @ \$62.05/Manhour		\$0.00
	SUBTOTAL	\$0.00
35.0% Engineering & Supervision Overheads		\$0.00
	UNIT COST TOTAL	\$0.00
Fixture Charge		
Fixed Charge = (15.235% x Unit Cost Total)/12 Months		\$0.00
Revenue Tax = Fixed Charge x 0.000721		\$0.00
	FIXTURE CHARGE	\$0.00
Maintenance Charge		
Average Annual Bulb Failure Rate :	0.0%	
- Bulb Life (in hours)	Failure Rate = (Ann. Burn Hrs / Bulb Life)	
- Annual Burn hours		
Photocell Replacement = (Photocell Cost + Labor) x Photocell Failure Rate/12 Months		\$0.00
- Photocell Life (in hours)	Failure Rate = (Ann. Burn Hrs / Photocell Life)	
\$ - Photocell Cost	= 0	
- Photocell Replacement Labor Hrs		
Driver Replacement = (Driver Cost + Labor) x Driver Failure Rate/12 Months		\$0.00
- Driver Life (in hours)	Failure Rate = (Ann. Burn Hrs / Driver Life)	
\$ - Driver Cost	= 0	
- Driver Replacement Labor Hrs		
Surge Protection Device (SPD) Replacement = (SPD Cost + Labor) x SPD Failure Rate/12 Months		\$0.00
- SPD Life (in hours)	Failure Rate = (Ann. Burn Hrs / SPD Life)	
\$ - SPD Cost	= 0	
- SPD Replacement Labor Hrs		
Luminaire Repair Cost = [Man-hours to Remove of 0.36 @ \$62.05/Manhour + Unit Cost Total] x 6.7% Annual Luminaire Failure Rate/12 Months		\$0.00
	SUBTOTAL	\$0.00
Revenue Tax = Fixed Charge x 0.000721		\$0.00
	MAINTENANCE CHARGE	\$0.00
Energy Charge		
0 Line Wattage x 4,120 Annual Operating Hours/(1,000 x 12) =		
0 kWh @ \$0.02558/kWh	ENERGY CHARGE	\$0.00

PRICE SUMMARY	
Fixture Charge	\$0.00
Maintenance Charge	\$0.00
Energy Charge	\$0.00
TOTAL MONTHLY CHARGE PER FIXTURE	\$0.00

ISSUED BY: S. W. Connally, Jr.

EFFECTIVE:

Form 4 (Continued)

SECTION A-1 - Non-LED FIXTURES

Total Unit Cost		
Fixture Cost		\$0.00
Arm Cost		\$0.00
Bulb Cost		\$0.00
Photocell Cost		\$0.00
	SUBTOTAL	\$0.00
Man-hours to Install Fixture/Arm (If Applicable) @ \$62.05/Manhour		\$0.00
	SUBTOTAL	\$0.00
35.0% Engineering & Supervision Overheads		\$0.00
	UNIT COST TOTAL	\$0.00
Fixture Charge		
Fixed Charge = (15.235% x Unit Cost Total)/12 Months		\$0.00
Revenue Tax = Fixed Charge x 0.000721		\$0.00
	FIXTURE CHARGE	\$0.00
Maintenance Charge		
Average Annual Bulb Failure Rate :	0.0%	
- Bulb Life (in hours)	Failure Rate = (Ann. Burn Hrs / Bulb Life)	
- Annual Burn hours		
Spot Rebulb Cost = (Bulb Cost + Photocell Cost + \$29 Labor) x Bulb Failure Rate/12 Months		\$0.00
Luminaire Repair Cost = [Man-hours to Remove of 0.36 @ \$62.05 Manhour + Unit Cost Total] x 6.7% Annual Luminaire Failure Rate/12 Months		\$0.00
	SUBTOTAL	\$0.00
Revenue Tax = Subtotal x 0.000721		\$0.00
	MAINTENANCE CHARGE	\$0.00
Energy Charge		
Line Wattage x 4,120 Annual Operating Hours/(1,000 x 12) = 0 kWh @ \$0.02558/kWh	ENERGY CHARGE	\$0.00

PRICE SUMMARY	
Fixture Charge	\$0.00
Maintenance Charge	\$0.00
Energy Charge	\$0.00
TOTAL MONTHLY CHARGE PER FIXTURE	\$0.00

Form 4 (Continued)

SECTION C - RELAMPING SERVICE AGREEMENT

Bulb and Photocell Cost		
Bulb Cost		\$0.00
Photocell Cost		\$0.00
BULB AND PHOTOCELL COST		\$0.00
Relamping Charge		
Average Annual Bulb Failure Rate :	0.0%	
- Bulb Life (in hours)	Failure Rate = (Ann. Burn Hrs / Bulb Life)	
- Annual Burn hours		
Spot Rebulb Cost =(Bulb Cost + Photocell Cost + \$29 Labor) x Bulb Failure Rate/12 Months		\$0.00
SUBTOTAL		\$0.00
Revenue Tax = Subtotal x 0.000721		\$0.00
RELAMPING CHARGE		\$0.00
Energy Charge		
0 Line Wattage x 4,120 Annual Operating Hours/(1,000 x 12) =		
0 kWh @ \$0.02558/kWh	ENERGY CHARGE	\$0.00

PRICE SUMMARY	
Relamping Charge	\$0.00
Energy Charge	\$0.00
TOTAL MONTHLY CHARGE PER FIXTURE	
\$0.00	

ISSUED BY: S. W. Connally, Jr.

EFFECTIVE:

GULF POWER COMPANY
OPTIONAL RELAMPING SERVICE AGREEMENT
CUSTOMER-OWNED STREET AND GENERAL AREA LIGHTING
RATE SCHEDULE OS (PART I/II)
Form 19

Contract No. _____

Customer Name _____ Date _____

DBA _____ Telephone No. _____ Tax I. D. _____

Street Address (Subdivision, etc.) of Light(s) _____

Mailing Address _____

Driving Directions _____

Location of Light(s) _____

Meter No. _____ Account No. _____ JETS WO No. _____

UNMETERED CUSTOMER-OWNED FIXTURES:

High Pressure Sodium Vapor Lighting:

_____ 8,800 Lumen (100 Watts) Light(s) to be billed at a base rate of \$1.76 each per month \$ _____

METERED CUSTOMER-OWNED FIXTURES:

High Pressure Sodium Vapor Lighting:

_____ 8,800 Lumen (100 Watts) Light(s) to be billed at a base rate of \$0.71 each per month \$ _____

*Base monthly charge does not include Fuel Charge, Purchased Power Capacity Charge, Environmental Charge, Energy Conservation Charge, Natural Disaster Recovery Surcharge, applicable taxes, or fees.

The Applicant requests a relamping service agreement on the lamp(s) and photocell(s) for the fixtures described above and the necessary electric energy (if unmetered) for the operation thereof and hereby agrees to take and pay for the same in accordance with and subject to the Company's Rate Schedule "OS (PART I/II)" and Rules and Regulations for Electric Service on file in its office and on file with the Florida Public Service Commission or any changes therein as approved by the Florida Public Service Commission. This agreement and the monthly rates set forth above cover both the electric service (if unmetered) and the replacement of lamps and photoelectric controls upon routine failure. Lamps or photoelectric controls damaged or destroyed due to vandalism or willful abuse are not covered by this agreement and will only be replaced at the Applicant's expense. The Applicant remains responsible for all maintenance other than the replacement of lamps and photoelectric controls. The distribution system shall serve no other electrical loads except the lighting equipment described above.

ISSUED BY: S. W. Connally, Jr.

EFFECTIVE:

**GULF POWER COMPANY
CUSTOMER-OWNED LIGHTING AGREEMENT
(WITHOUT RELAMPING SERVICE PROVISIONS)
RATE SCHEDULE OS (PART I/II)**

Form 24

Contract No. _____

Customer Name _____ Date _____

DBA _____ Telephone No. _____ Tax I. D. _____

Street Address (Subdivision, etc.) of Light(s) _____

Billing Address _____

Driving Directions _____

No. of Light(s) _____ Location of Light(s) _____

Meter No. _____ Account No. _____ JETS WO No. _____

CUSTOMER-OWNED FIXTURE(S):

High Pressure Sodium

_____ 8800 Lumen (100 Watts) Light(s) to be billed at a base rate of \$1.05 each per month \$ _____

All others to be billed as follows:

_____ Light(s) @ a base rate of \$ _____ * each per month (kWh for one light = _____) \$ _____

_____ Light(s) @ a base rate of \$ _____ * each per month (kWh for one light = _____) \$ _____

_____ Light(s) @ a base rate of \$ _____ * each per month (kWh for one light = _____) \$ _____

Total Base Monthly Charge** \$ _____

* This base rate per light is calculated by taking the kWh for one light and multiplying by \$0.02558. Repeat this line for each different type of customer-owned light other than the 8800 Lumen light shown above.

** Base monthly charge does not include Fuel Charge, Purchased Power Capacity Charge, Environmental Charge, Energy Conservation Charge, Natural Disaster Recovery Surcharge, applicable taxes, or fees.

The Applicant requests the necessary electric energy for the operation thereof for the fixtures described above and hereby agrees to take and pay for the same in accordance with and subject to the Company's Rate Schedule "OS (PART I/II)" and Rules and Regulations for Electric Service on file in its office and on file with the Florida Public Service Commission or any changes therein as approved by the Florida Public Service Commission. This agreement and the monthly rates set forth above cover the electric service. The distribution system shall serve no other electrical loads except the lighting equipment described above.

ISSUED BY: S. W. Connally, Jr.

EFFECTIVE:

Legislative Format



Gulf Power

Section No. VI
Thirty-~~Second~~Third Revised Sheet No. 6.3
Canceling Thirty-~~First~~Second Revised Sheet No. 6.3

RATE SCHEDULE RS RESIDENTIAL SERVICE

URSC: RS

PAGE	EFFECTIVE DATE
1 of 2	July 1, 2017

AVAILABILITY:

Available throughout the entire territory served by the Company.

APPLICABILITY:

Applicable for service used for domestic purposes at an individually metered dwelling unit suitable for year-round family occupancy containing full kitchen facilities and to commonly-owned facilities in condominium and cooperative apartment buildings. Garages, pools, pumps, boat dock, etc., on the same premise as the dwelling unit are included if all such service is for personal use. Service provided hereunder shall not be shared with or resold to others.

CHARACTER OF SERVICE:

Available for single phase service from local distribution lines of the Company's system at nominal secondary voltage of 120/240 volts.

RATES:

Base Charge: ~~6564~~¢ per day

Energy-Demand Charge: ~~5.1814.997~~¢ per kWh

MINIMUM BILL:

In consideration of the readiness of the Company to furnish such service, a minimum charge will be made of not less than the Base Charge.

DEPOSIT:

A deposit amounting to twice the estimated average monthly bill may be required before service is connected at designated premises. The deposit may be applied to any final bills against the Customer for service.

ISSUED BY: S. W. Connally, Jr.



Section No. VI
Twenty-~~Sixth~~Seventh Revised Sheet No. 6.5
Canceling Twenty-~~Fifth~~Sixth Revised Sheet No.
6.5

RATE SCHEDULE GS GENERAL SERVICE – NON-DEMAND

URSC: GS

PAGE 1 of 2	EFFECTIVE DATE July 1, 2017
-----------------------	----------------------------------------------

AVAILABILITY:

Available throughout the entire territory served by the Company.

APPLICABILITY:

Applicable for general lighting and power service covering the entire electrical requirements of any Customer with a demand of less than 25 kW except for service to which another Rate Schedule is applicable. Service to two or more premises shall not be combined nor shall service furnished hereunder be shared with or resold to others. All service shall be taken at the same voltage and from a single delivery point.

CHARACTER OF SERVICE:

The delivery voltage to the Customer shall be the voltage of the available distribution lines of the Company for the locality in which service is to be rendered. Three phase service may be furnished at the request of the Customer subject to the Rules and Regulations of the Company which govern the extension of three phase service.

MONTHLY RATES:

Base Charge: ~~\$27.00~~\$26.00

Energy-Demand Charge: ~~5.25~~5.126¢ per kWh

MINIMUM MONTHLY BILLS:

In consideration of the readiness of the Company to furnish such service, no monthly bill will be rendered for less than the Base Charge.

ISSUED BY: S. W. Connally, Jr.



Section No. VI
Twenty-~~Fifth~~^{Sixth} Revised Sheet No. 6.7
Canceling Twenty-~~Fourth~~^{Fifth} Revised Sheet No. 6.7

RATE SCHEDULE GSD GENERAL SERVICE - DEMAND

URSC: GSD

PAGE 1 of 3	EFFECTIVE DATE July 1, 2017
-----------------------	--------------------------------------------------

AVAILABILITY:

Available throughout the entire territory served by the Company.

APPLICABILITY:

Applicable for commercial, industrial, or institutional general service on an annual basis covering the entire electrical requirements of any Customer whose highest actual measured demand is not more than four hundred ninety-nine (499) kilowatts. Service to two or more premises shall not be combined nor shall service furnished hereunder be shared with or resold to others. All service shall be taken at the same voltage, from a single delivery point, and shall be measured by a single meter.

CHARACTER OF SERVICE:

The delivery voltage to the Customer shall be the voltage of the available secondary distribution lines of the Company for the locality in which service is to be rendered. Three phase service may be furnished at the request of the Customer subject to the Rules and Regulations of the Company which govern the extension of the three phase service.

MONTHLY RATES:

Base Charge:	\$48.10 <u>47.33</u>
Demand Charge:	\$7.38 <u>7.16</u> per kW of billing demand
Energy Charge:	1.89 <u>1.834</u> ¢ per kWh

MINIMUM MONTHLY BILLS:

In consideration of the readiness of the Company to furnish such service, no monthly bill will be rendered for less than the Base Charge plus the Demand Charge.

ISSUED BY: S. W. Connally, Jr.



Section No. VI
Twenty-~~Third~~Fourth Revised Sheet No. 6.8
Canceling Twenty-~~Second~~Third Sheet No. 6.8

PAGE 2 of 3	EFFECTIVE DATE July 1, 2017
-----------------------	----------------------------------------------

(Continued from Rate Schedule GSD, Sheet No. 6.7)

DETERMINATION OF BILLING DEMAND:

The kilowatt (kW) billing demand for billing purposes shall be the Customer's maximum integrated fifteen (15) minute demand to the nearest kilowatt (kW) during each service month.

REACTIVE DEMAND CHARGE:

When the capacity required to be maintained is one-hundred (100) kilowatts or more, at the option of the Company, the monthly bill calculated at the above rates may be increased in the amount of \$1.00 per kvar for all over 0.48432 kilovars per kilowatt (90% power factor). The kilovars to which this adjustment shall apply shall be the monthly maximum measured kilovar demand or may be calculated as the square root of the difference between the square of the maximum monthly measured kVA demand and the square of the maximum monthly measured kW demand.

TRANSFORMER OWNERSHIP DISCOUNT AND PRIMARY METERING VOLTAGE DISCOUNTS:

When the Company renders service under this Rate Schedule at the local primary distribution voltage and any transformers required are furnished by the Customer, the Monthly Rate will be subject to a discount of thirty (~~3028~~) cents per kW of the Customer's billing demand as determined above, and an additional discount of one percent (1%) of the Energy Charge and one percent (1%) to the Demand Charge; however, such deduction shall not reduce the minimum monthly bill specified above.

TERM OF CONTRACT:

Service under this Schedule shall be for a period of not less than one year and thereafter from year to year until terminated by three (3) months' written notice by either party to the other.

DEPOSIT:

A deposit amounting to twice the estimated average monthly bill may be required before service is connected at designated premises. The deposit may be applied to any final bills against the Customer for service.

ISSUED BY: S. W. Connally, Jr.



Section No. VI
Twenty-~~Eighth~~^{Ninth} Revised Sheet No. 6.10
Canceling Twenty-~~Seventh~~^{Eighth} Revised Sheet No. 6.10

RATE SCHEDULE LP LARGE POWER SERVICE

URSC: GSLD

PAGE	EFFECTIVE DATE
1 of 3	July 1, 2017

AVAILABILITY:

Available throughout the entire territory served by the transmission system of the Company.

APPLICABILITY:

Applicable for three phase general service on an annual basis covering the entire electrical requirements of any Customer. Service to two or more premises shall not be combined nor shall service furnished hereunder be shared with or resold to others. All service shall be taken at the same voltage, from a single delivery point, and shall be measured by a single meter.

CHARACTER OF SERVICE:

The delivery voltage to the Customer shall be the voltage of the available secondary distribution lines of the Company for the locality in which service is to be rendered.

MONTHLY RATES:

Base Charge:	\$262.80
Demand Charge:	\$12.87 ^{12.48} per kW of billing demand
Energy Charge:	0.972 ^{0.942} ¢ per kWh

MINIMUM MONTHLY BILLS:

In consideration of the readiness of the Company to furnish such service, no monthly bill will be rendered for less than the Base Charge plus the Demand Charge.

ISSUED BY: S. W. Connally, Jr.



Section No. VI
Twenty-~~Seventh~~Eighth Revised Sheet No. 6.11
Canceling Twenty-~~Sixth~~Seventh Revised Sheet No. 6.11

PAGE	EFFECTIVE DATE
2 of 3	July 1, 2017

(Continued from Rate Schedule LP, Sheet No. 6.10)

DETERMINATION OF BILLING DEMAND:

The kilowatt (kW) billing demand for billing purposes shall be the Customer's maximum integrated fifteen (15) minute demand to the nearest kilowatt (kW) during each service month.

REACTIVE DEMAND CHARGE:

The monthly bill calculated at the above rates shall also be increased in the amount of \$1.00 per kvar for all over 0.48432 kilovars per kilowatt (90% power factor). The kilovars to which this adjustment shall apply shall be the monthly maximum measured kilovar demand or may be calculated as the square root of the difference between the square of the maximum monthly measured kVA demand and the square of the maximum monthly measured kW demand.

TRANSFORMER OWNERSHIP DISCOUNT AND PRIMARY METERING VOLTAGE DISCOUNTS:

When the Company renders service under this Rate Schedule at the local primary distribution voltage and any transformers required are furnished by the Customer, the Monthly Rate will be subject to a discount of forty (~~40~~37) cents per month per kilowatt (kW) of the Customer's billing demand as determined above, and an additional discount of one percent (1%) of the Energy Charge and one percent (1%) of the Demand Charge; however, such deduction shall not reduce the minimum monthly bill specified above.

TRANSFORMER OWNERSHIP DISCOUNT AND TRANSMISSION METERING VOLTAGE DISCOUNTS:

When the Company renders service under this Rate Schedule from an available transmission line of 46,000 volts or higher and the Customer furnishes, operates and maintains the complete step-down transformer substation necessary to receive and use such service the Monthly Rate will be subject to a discount of sixty-one (~~61~~57) cents per month per kilowatt (kW) of the Customer's billing demand as determined above, and an additional discount of two percent (2%) of the Energy Charge and two percent (2%) of the Demand Charge; however, such deduction shall not reduce the minimum monthly bill specified above.

DEPOSIT:

A deposit amounting to twice the estimated average monthly bill may be required before service is connected at designated premises. The deposit may be applied to any final bills against the Customer for service.

ISSUED BY: S. W. Connally, Jr.



Section No. VI
Twenty-~~Fourth~~Fifth Revised Sheet No. 6.13
Canceling Twenty-~~Third~~Fourth Revised Sheet No. 6.13

RATE SCHEDULE PX LARGE HIGH LOAD FACTOR POWER SERVICE

URSC: GSLD1

PAGE	EFFECTIVE DATE
1 of 3	July 1, 2017

AVAILABILITY:

Available throughout the entire territory served by the transmission system of the Company.

APPLICABILITY:

Applicable for three phase lighting and power service to any Customer whose actual measured demand is not less than 7,500 kilowatts (kW), with an annual load factor of not less than seventy-five percent (75%). Service to two or more premises shall not be combined nor shall service furnished hereunder be shared with or resold to others. All service shall be taken at the same voltage and from a single delivery point, and shall be measured by a single meter.

CHARACTER OF SERVICE:

The delivery voltage to the Customer shall be the standard secondary voltage of the Company's transformers supplied from the transmission lines of the Company.

MONTHLY RATES:

Base Charge:	\$838.43 <u>13.73</u>
Demand Charge:	\$12.23 <u>11.87</u> per kW of billing demand
Energy Charge:	0.4490 <u>.436</u> ¢ per kWh

MINIMUM MONTHLY BILL:

In the event the Customer's annual load factor for the current and preceding eleven months is less than 75% and in consideration of the readiness of the Company to furnish such service, the minimum monthly bill shall not be less than the Base Charge plus ~~\$14.69~~14.26 per kW of billing demand.

ISSUED BY: S. W. Connally, Jr.



RATE SCHEDULE OS OUTDOOR SERVICE

URSC: SL, OL, OL1, OL2

PAGE 1 of 10	EFFECTIVE DATE July 1, 2017
-----------------	--------------------------------

AVAILABILITY:

Available throughout the entire territory served by the Company.

OS-/II STREET, ROADWAY, AND GENERAL AREA LIGHTING

APPLICABILITY:

Applicable for street, roadway, and general area lighting service under the provisions of the Company's standard contract for such service. Service hereunder includes power supply and may include lamp renewals and regular maintenance.

LIMITATION OF SERVICE:


Company-owned fixtures will be mounted on Company-owned poles of the Company's distribution system. Customer-owned fixtures will be mounted on Customer-owned poles, of a standard type and design, permitting service and maintenance at no abnormal cost to the Company.

MONTHLY RATES: High Pressure Sodium Vapor

Initial Lamp Rating (Lumen)	Desc.	Lamp Wattage	Line Wattage	Est. kWh **	Fixture Charge	Maint. Charge	Energy Charge ***	Total Charge
5400*	Open Bottom	70	84	29	\$3.343. 21	\$1.791. 74	\$0.760. 74	\$5.865. 69
8800*	Open Bottom	100	120	41	\$2.842. 76	\$1.621. 57	\$1.081. 05	\$5.545. 38
8800*	Open Bottom w/Shield	100	120	41	\$3.893. 77	\$1.901. 84	\$1.081. 05	\$6.876. 66
8800	Acorn	100	120	41	\$14.14 13.72	\$4.774. 63	\$1.081. 05	\$19.99 19.40
8800	Colonial	100	120	41	\$3.843. 70	\$1.881. 82	\$1.081. 05	\$6.776. 57
8800	English Coach	100	120	41	\$15.43 14.97	\$5.124. 97	\$1.081. 05	\$21.63 20.99
8800	Destin Single	100	120	41	\$26.55 25.77	\$8.248. 00	\$1.081. 05	\$35.87 34.82
17600	Destin Double	200	240	82	\$52.94 51.37	\$15.88 15.41	\$2.162. 10	\$70.98 68.88
5400*	Cobrahead	70	84	29	\$4.654. 51	\$2.152. 09	\$0.760. 74	\$7.567. 34
8800*	Cobrahead	100	120	41	\$3.893. 77	\$1.901. 84	\$1.081. 05	\$6.876. 66
20000*	Cobrahead	200	233	80	\$5.365. 20	\$2.342. 27	\$2.112. 05	\$9.819. 52
25000*	Cobrahead	250	292	100	\$5.215.	\$2.302.	\$2.642.	\$10.15

					<u>06</u>	<u>23</u>	<u>56</u>	<u>9.85</u>
					\$5.485.	\$2.372.	\$4.324.	\$12.17
46000*	Cobrahead	400	477	164	<u>32</u>	<u>30</u>	<u>20</u>	<u>11.82</u>
					\$4.304.	\$2.041.	\$1.081.	\$7.397.
8800*	Cutoff Cobrahead	100	120	41	<u>17</u>	<u>95</u>	<u>05</u>	<u>17</u>
					\$5.285.	\$2.322.	\$2.642.	\$10.24
25000*	Cutoff Cobrahead	250	292	100	<u>12</u>	<u>25</u>	<u>56</u>	<u>9.93</u>
					\$5.505.	\$2.372.	\$4.324.	\$12.19
46000*	Cutoff Cobrahead	400	477	164	<u>34</u>	<u>30</u>	<u>20</u>	<u>11.84</u>
					\$12.08	\$4.224.	\$2.642.	\$18.94
25000*	Bracket Mount CIS	250	292	100	<u>11.72</u>	<u>10</u>	<u>56</u>	<u>18.38</u>
					\$12.09	\$4.224.	\$2.642.	\$18.95
25000*	Tenon Top CIS	250	292	100	<u>11.73</u>	<u>10</u>	<u>56</u>	<u>18.39</u>

ISSUED BY: S. W. Connally, Jr.



Section No. VI
 Thirty-~~Seventh~~^{Eighth} Revised Sheet No. 6.16.1
 Canceling Thirty-~~Sixth~~^{Seventh} Revised Sheet No.
 6.16.1

PAGE 2 of 10	EFFECTIVE DATE July 1, 2017
-----------------	---------------------------------------

(Continued from Rate Schedule OS, Sheet No. 6.16)

High Pressure Sodium Vapor (continued)

Initial Lamp Rating (Lumen)	Desc.	Lamp Wattage	Line Wattage	Est. kWh**	Fixture Charge	Maint. Charge***	Energy Charge	Total Charge
46000*	Bracket Mount CIS	400	468	161	\$12.8612 <u>.48</u>	\$4.424.2 <u>9</u>	\$4.244. <u>12</u>	\$21.522 <u>0.89</u>
20000*	Small ORL	200	233	80	\$12.3812 <u>.01</u>	\$4.294.1 <u>6</u>	\$2.112. <u>05</u>	\$18.781 <u>8.22</u>
25000*	Small ORL	250	292	100	\$11.9411 <u>.56</u>	\$4.164.0 <u>4</u>	\$2.642. <u>56</u>	\$18.741 <u>8.16</u>
46000*	Small ORL	400	477	164	\$12.4612 <u>.09</u>	\$4.324.1 <u>9</u>	\$4.324. <u>20</u>	\$21.102 <u>0.48</u>
20000*	Large ORL	200	233	80	\$20.1619 <u>.56</u>	\$6.456.2 <u>6</u>	\$2.112. <u>05</u>	\$28.722 <u>7.87</u>
46000*	Large ORL	400	477	164	\$22.7022 <u>.03</u>	\$7.176.9 <u>6</u>	\$4.324. <u>20</u>	\$34.193 <u>3.19</u>
46000*	Shoebox	400	477	164	\$10.4110 <u>.10</u>	\$3.743.6 <u>3</u>	\$4.324. <u>20</u>	\$18.471 <u>7.93</u>
16000*	Directional	150	197	68	\$5.855.6 <u>8</u>	\$2.432.3 <u>6</u>	\$1.791. <u>74</u>	\$10.079. <u>78</u>
20000*	Directional	200	233	80	\$8.458.2 <u>0</u>	\$3.213.1 <u>2</u>	\$2.112. <u>05</u>	\$13.771 <u>3.37</u>
46000*	Directional	400	477	164	\$6.286.0 <u>9</u>	\$2.602.5 <u>2</u>	\$4.324. <u>20</u>	\$13.201 <u>2.81</u>
125000*	Large Flood	1000	1105	379	\$9.969.6 <u>7</u>	\$3.823.7 <u>1</u>	\$9.999. <u>69</u>	\$23.772 <u>3.07</u>

Metal Halide

Initial Lamp Rating (Lumen)	Desc.	Lamp Wattage	Line Wattage	Est. kWh	Fixture Charge	Maint. Charge	Energy Charge	Total Charge
12000*	Acorn	175	210	72	\$14.281 <u>3.86</u>	\$6.005.8 <u>2</u>	\$1.901. <u>84</u>	\$22.182 <u>1.52</u>
12000*	Colonial	175	210	72	\$3.953.8 <u>3</u>	\$3.143.0 <u>5</u>	\$1.901. <u>84</u>	\$8.998.7 <u>2</u>
12000*	English Coach	175	210	72	\$15.571 <u>5.11</u>	\$6.376.1 <u>8</u>	\$1.901. <u>84</u>	\$23.842 <u>3.13</u>
12000*	Destin Single	175	210	72	\$26.692 <u>5.90</u>	\$9.479.1 <u>9</u>	\$1.901. <u>84</u>	\$38.063 <u>6.93</u>
24000*	Destin Double	350	420	144	\$53.225 <u>1.65</u>	\$17.721 <u>7.20</u>	\$3.893.6 <u>8</u>	\$74.747 <u>2.53</u>
32000*	Small Flood	400	476	163	\$6.426.2 <u>3</u>	\$2.772.6 <u>9</u>	\$4.304.1 <u>7</u>	\$13.491 <u>3.09</u>
32000*	Small Parking Lot	400	476	163	\$11.851 <u>1.50</u>	\$4.304.1 <u>7</u>	\$4.304.1 <u>7</u>	\$20.451 <u>9.84</u>
100000*	Large Flood	1000	1100	378	\$9.208.9 <u>3</u>	\$5.505.3 <u>4</u>	\$9.969.6 <u>7</u>	\$24.662 <u>3.94</u>
100000*	Large Parking Lot	1000	1100	378	\$20.451 <u>9.85</u>	\$7.637.4 <u>0</u>	\$9.969.6 <u>7</u>	\$38.043 <u>6.92</u>

Metal Halide Pulse Start

Initial Lamp Rating (Lumen)	Desc.	Lamp Wattage	Line Wattage	Est. kWh	Fixture Charge	Maint. Charge	Energy Charge	Total Charge
13000*	Acorn	150	190	65	\$16.201 5.72	\$5.845 67	\$1.741 66	\$23.75 23.05
13000*	Colonial	150	190	65	\$5.044.8 9	\$2.742 66	\$1.741 66	\$9.499.2 1
13000*	English Coach	150	190	65	\$16.571 6.08	\$5.955 77	\$1.741 66	\$24.232 3.51
13000*	Destin Single	150	190	65	\$35.123 4.08	\$11.13 10.79	\$1.741 66	\$47.964 6.53
26000*	Destin Double	300	380	130	\$70.106 8.03	\$21.40 20.77	\$3.433 33	\$94.939 2.13
33000*	Small Flood	350	400	137	\$7.186.9 7	\$3.543 44	\$3.643 50	\$14.331 3.91
33000*	Shoebox	350	400	137	\$8.598.3 4	\$3.943 82	\$3.643 50	\$16.141 5.66
68000*	Flood	750	840	288	\$7.447.1 9	\$5.955 77	\$7.597 37	\$20.952 0.33

ISSUED BY: S. W. Connally, Jr.



PAGE 3 of 10	EFFECTIVE DATE July 1, 2017
-----------------	---------------------------------------

(Continued from Rate Schedule OS, Sheet No. 6.16.1)

		LED						
Nominal Delivered Lumen	Desc.	Lamp Wattage	Line Wattage	Est. kWh **	Fixture Charge	Maint. Charge	Energy Charge ***	Total Charge
3776*	Acorn	75	75	26	\$19.04 <u>18.45</u>	\$9.829.5 <u>3</u>	\$0.690. <u>67</u>	\$29.5228 <u>.65</u>
4440*	Street Light	72	72	25	\$14.76 <u>14.32</u>	\$5.054.9 <u>0</u>	\$0.660. <u>64</u>	\$20.4719 <u>.86</u>
2820*	Acorn A5	56	56	19	\$27.35 <u>26.54</u>	\$8.468.2 <u>1</u>	\$0.500. <u>49</u>	\$36.3435 <u>.24</u>
5100*	Cobrahead S2	73	73	25	\$6.476. <u>28</u>	\$4.224.1 <u>0</u>	\$0.660. <u>64</u>	\$41.3511 <u>.02</u>
10200*	Cobrahead S3	135	135	46	\$7.977. <u>73</u>	\$4.874.7 <u>3</u>	\$1.211. <u>18</u>	\$44.0513 <u>.64</u>
6320*	ATB071 S2/S3	71	71	24	\$8.077. <u>83</u>	\$5.485.3 <u>3</u>	\$0.630. <u>61</u>	\$44.1813 <u>.77</u>
9200*	ATB1 105 S3	105	105	36	\$41.79 <u>11.44</u>	\$6.626.4 <u>2</u>	\$0.950. <u>92</u>	\$49.3618 <u>.78</u>
23240*	ATB2 280 S4	280	280	96	\$13.34 <u>12.95</u>	\$7.697.4 <u>6</u>	\$2.532. <u>46</u>	\$23.5622 <u>.87</u>
7200*	E132 A3	132	132	45	\$29.51 <u>28.64</u>	\$8.638.3 <u>7</u>	\$1.191. <u>15</u>	\$39.3338 <u>.16</u>
9600*	E157 SAW	157	157	54	\$49.97 <u>19.38</u>	\$5.965.7 <u>8</u>	\$1.421. <u>38</u>	\$27.3526 <u>.54</u>
7377*	WP9 A2/S2	140	140	48	\$44.88 <u>43.55</u>	\$14.871 <u>4.43</u>	\$1.271. <u>23</u>	\$64.0259 <u>.21</u>
15228*	Destin Double	210	210	72	\$68.67 <u>66.64</u>	\$32.853 <u>1.88</u>	\$1.901. <u>84</u>	\$403.421 <u>00.36</u>
9336*	ATB0 108	108	108	37	\$7.477. <u>25</u>	\$4.854.7 <u>1</u>	\$0.980. <u>95</u>	\$43.3012 <u>.91</u>
3640*	Colonial	45	45	15	\$8.027. <u>78</u>	\$5.155.0 <u>0</u>	\$0.400. <u>38</u>	\$43.5713 <u>.16</u>
5032*	LG Colonial	72	72	25	\$40.10 <u>9.80</u>	\$6.065.8 <u>8</u>	\$0.660. <u>64</u>	\$46.8216 <u>.32</u>
4204	Security Lt	43	43	15	\$4.894. <u>75</u>	\$2.932.8 <u>4</u>	\$0.400. <u>38</u>	\$8.227.9 <u>7</u>
5510	Roadway 1	62	62	21	\$5.885. <u>71</u>	\$3.733.6 <u>3</u>	\$0.550. <u>54</u>	\$40.169. <u>88</u>
32327	Galleon 6sq	315	315	108	\$21.22 <u>20.59</u>	\$41.221 <u>0.89</u>	\$2.852. <u>76</u>	\$35.2934 <u>.24</u>
38230	Galleon 7sq	370	370	127	\$23.51 <u>22.82</u>	\$12.501 <u>2.13</u>	\$3.353. <u>25</u>	\$39.3638 <u>.20</u>
53499	Galleon 10sq	528	528	181	\$32.52 <u>31.56</u>	\$16.731 <u>6.24</u>	\$4.774. <u>63</u>	\$54.0252 <u>.43</u>
36000*	Flood 421 W	421	421	145	\$18.37 <u>17.83</u>	\$10.159. <u>85</u>	\$3.823. <u>71</u>	\$32.3431 <u>.39</u>
5355	Wildlife Cert	106	106	36	\$48.03 <u>17.50</u>	\$9.579.2 <u>9</u>	\$0.950. <u>92</u>	\$28.5527 <u>.71</u>
8300	Evolve Area	72	72	25	\$13.53 <u>13.13</u>	\$7.287.0 <u>6</u>	\$0.660. <u>64</u>	\$21.4720 <u>.83</u>
8022	ATB0 70	72	72	25	\$7.917. <u>7.917.</u>	\$4.754.6 <u>4.754.6</u>	\$0.660. <u>0.660.</u>	\$43.3212 <u>43.3212</u>

						<u>68</u>	<u>1</u>	<u>64</u>	<u>.93</u>
						\$8.498.	\$5.014.8	\$0.950.	\$14.4514
11619	ATB0 100	104	104	36		<u>24</u>	<u>6</u>	<u>92</u>	<u>.02</u>
						\$15.33	\$8.338.0	\$2.482.	\$26.1425
30979	ATB2 270	274	274	94		<u>14.88</u>	<u>8</u>	<u>40</u>	<u>.36</u>
						\$6.436.	\$3.973.8	\$0.870.	\$11.2710
9514	Roadway 2	95	95	33		<u>24</u>	<u>5</u>	<u>84</u>	<u>.93</u>
						\$8.868.	\$5.094.9	\$1.341.	\$15.2914
15311	Roadway 3	149	149	51		<u>60</u>	<u>4</u>	<u>30</u>	<u>.84</u>
						\$12.11	\$6.746.5	\$2.582.	\$21.4320
28557	Roadway 4	285	285	98		<u>11.75</u>	<u>4</u>	<u>51</u>	<u>.80</u>
						\$9.439.	\$5.325.1	\$0.660.	\$15.4114
5963	Colonial Large	72	72	25		<u>15</u>	<u>6</u>	<u>64</u>	<u>.95</u>
						\$9.028.	\$5.124.9	\$0.400.	\$14.5414
4339	Colonial Small	45	45	15		<u>75</u>	<u>7</u>	<u>38</u>	<u>.10</u>
						\$19.90	\$9.929.6	\$0.740.	\$30.5629
8704	Acorn A	81	81	28		<u>19.31</u>	<u>3</u>	<u>72</u>	<u>.66</u>
						\$33.45	\$15.881	\$0.900.	\$50.2348
7026	Destin I	99	99	34		<u>32.46</u>	<u>5.41</u>	<u>87</u>	<u>.74</u>
						\$17.64	\$8.798.5	\$2.692.	\$29.1228
37400	Flood Large	297	297	102		<u>17.12</u>	<u>3</u>	<u>61</u>	<u>.26</u>
						\$15.05	\$7.657.4	\$1.981.	\$24.6823
28700	Flood Medium	218	218	75		<u>14.61</u>	<u>2</u>	<u>92</u>	<u>.95</u>
						\$12.98	\$6.606.4	\$1.371.	\$20.9520
18600	Flood Small	150	150	52		<u>12.60</u>	<u>0</u>	<u>33</u>	<u>.33</u>

ISSUED BY: S. W. Connally, Jr.



Section No. VI
~~Twenty-Ninth~~~~Thirtieth~~ Revised Sheet No. 6.18
 Canceling ~~Twenty-Eighth~~~~Ninth~~ Revised Sheet No. 6.18

PAGE 4 of 10	EFFECTIVE DATE July 1, 2017
-----------------	---------------------------------------

(Continued from Rate Schedule OS, Sheet No. 6.17)

Mercury Vapor
 (Not Available for New Installations)

Initial Lamp Rating (Lumen)	Desc.	Lamp Wattage	Line Wattage	Est. kWh	Fixture Charge	Maint. Charge	Energy Charge	Total Charge
7000*	Open Bottom	175	195	67	\$2.302. 23	\$1.421. 38	\$1.771. 71	\$5.495. 32
3200*	Cobrahead	100	114	39	\$4.264. 13	\$1.991. 93	\$1.031. 00	\$7.287. 06
7000*	Cobrahead	175	195	67	\$3.863. 75	\$1.861. 81	\$1.771. 71	\$7.497. 27
9400*	Cobrahead	250	277	95	\$5.084. 93	\$2.262. 19	\$2.502. 43	\$9.849. 55
17000*	Cobrahead	400	442	152	\$5.555. 39	\$2.362. 29	\$4.043. 89	\$11.92. 11.57
48000*	Cobrahead	1000	1084	372	\$11.13. 10.80	\$4.093. 97	\$9.849. 52	\$25.03. 24.29
17000*	Directional	400	474	163	\$8.358. 10	\$3.163. 07	\$4.304. 17	\$15.84. 15.34

- * Not Available for New Installation.
- ** Estimated Monthly kWh = (Line Wattage x Annual Operating Hours)/(1000 x 12)
- *** Energy Charge = ~~2.636~~~~2.558~~c/kWh x Estimated Monthly kWh Usage

ADDITIONAL FACILITIES CHARGES:

The above rates apply to lighting installations made on the Company's existing overhead distribution system. Any special or additional facilities, which may be installed at the Company's option, will be billed in addition to the above rates.

- Charge for 13 ft. decorative concrete pole used only for decorative lights (Colonial, Acorn, or English Coach) ~~\$18.88~~18.15.
- Charge for 13 ft. decorative high gloss concrete pole used only for decorative lights (Colonial, Acorn, or English Coach) ~~\$17.41~~16.45.
- Charge for 16 ft. decorative base aluminum pole with 6" Tenon used only for decorative lights (Destin Single or Double) ~~\$13.56~~13.04.
- Charge for 17 ft. decorative base aluminum pole used only for decorative lights (Colonial, Acorn, or English Coach) ~~\$19.84~~19.05.
- Charge for 18 ft. (14 ft. mounting height) aluminum decorative York pole ~~\$18.00~~17.31.
- Charge for 20 ft. (16 ft. mounting height) aluminum decorative Grand pole ~~\$14.72~~14.15.
- Charge for 20 ft. fiberglass pole used only for decorative lights (Colonial) ~~\$7.04~~6.74.*
- Charge for 20 ft. (16 ft. mounting height) aluminum, round, tapered pole (Spun Tenon) ~~\$6.175~~5.93.
- Charge for 20 ft. (16 ft. mounting height) aluminum, round, tapered pole (Welded Tenon) ~~\$21.04~~20.20.
- Charge for 25 ft. (20 ft. mounting height) aluminum, round, tapered pole ~~\$24.95~~21.11.
- Charge for 30 ft. wood pole ~~\$4.554~~3.38.*
- Charge for 30 ft. concrete pole ~~\$9.549~~9.14.

Charge for 30 ft. fiberglass pole with concrete, anchor-based pedestal used primarily for the 100,000 Lumen Large Parking Lot fixture ~~\$45.01~~43.28.*

Charge for 30 ft. (25 ft. mounting height) aluminum, round, tapered pole ~~\$24.34~~23.40.

ISSUED BY: S. W. Connally, Jr.



PAGE	EFFECTIVE DATE
5 of 10	July 1, 2017

(Continued from Rate Schedule OS, Sheet No. 6.18)

ADDITIONAL FACILITIES CHARGES (continued):

- Charge for 30 ft. aluminum pole used with concrete adjustable base \$~~22,232~~^{21,38}.
- Charge for 35 ft. concrete pole \$~~13,85~~^{13,32}.
- Charge for 35 ft. concrete pole (Tenon Top) \$~~19,43~~^{18,39}.
- Charge for 35 ft. wood pole \$~~6,64~~^{6,36}.
- Charge for 35 ft. (30 ft. mounting height) aluminum, round, tapered pole \$~~27,28~~^{26,23}.
- Charge for 40 ft. wood pole \$~~8,12~~^{7,81}.
- Charge for 45 ft. concrete pole (Tenon Top) \$~~25,44~~^{24,14}.
- Charge for single arm for Shoebox/Small Parking Lot fixture \$~~2,63~~^{2,53}.
- Charge for double arm for Shoebox/Small Parking Lot fixture \$~~2,92~~^{2,81}.
- Charge for triple arm for Shoebox/Small Parking Lot fixture \$~~3,95~~^{3,80}.
- Charge for quadruple arm for Shoebox/Small Parking Lot fixture \$~~4,99~~^{4,80}.
- Charge for Tenon Top adapter for 100,000 Lumen Large Parking Lot fixture \$~~4,86~~^{4,67}.
- Charge for optional 100 amp relay \$~~27,20~~^{26,15}.
- Charge for 25 kVA transformer (non-coastal) for 46,000 Lumen Shoebox, 32,000 Lumen Small Parking Lot, or 100,000 Lumen Large Parking Lot fixture(s) \$~~37,64~~^{36,19}.
- Charge for 25 kVA transformer (coastal) for 46,000 Lumen Shoebox, 32,000 Lumen Small Parking Lot, or 100,000 Lumen Large Parking Lot fixture(s) \$~~53,65~~^{51,59}.

All other additional facilities shall be billed at 1.74% per month of the Company's cost. Such facilities may include, but are not limited to, additional overhead or underground wiring and special poles approved by the Company.

* Not Available for New Installation.

VANDALISM (WILLFUL DAMAGE):

The Customer will have the following three options on the second occurrence of vandalism (willful damage) to a Company fixture:

1. Pay (a) the total repair costs of the fixture or the original total installed cost of the fixture less any depreciation and salvage value plus the removal cost if the fixture cannot be repaired and (b) the total installed cost of a luminaire protective shield. If the fixture is not compatible with the shield, then the fixture will be replaced with either a compatible 100 watt or 250 watt cobrahead fixture,
2. Request that the damaged fixture be replaced with the same type of unshielded fixture. For this and any subsequent occurrence, the Customer will pay either (a) the total repair costs of the fixture or (b) the original total installed cost of the fixture less any depreciation and salvage value plus the removal cost if the fixture cannot be repaired, or
3. Discontinue the service to the fixture.

The Customer must notify the Company in writing of its selected option. The Customer may choose to pay the total installed cost of a luminaire protective shield after the first occurrence of vandalism (willful damage) to a Company fixture and save the costs incurred in 1(a) above.

ISSUED BY: S. W. Connally, Jr.



Section No. VI
Twenty-~~Sixth~~^{Seventh} Revised Sheet No. 6.20
Canceling Twenty-~~Fifth~~^{Sixth} Revised Sheet No. 6.20

PAGE	EFFECTIVE DATE
6 of 10	July 1, 2017

(Continued from Rate Schedule OS, Sheet No. 6.19)

MONTHLY RATES - CUSTOMER OWNED WITHOUT RELAMPING SERVICE AGREEMENT:

Customer-owned street, roadway, and general area lighting fixtures which conform to the specifications of Company-owned fixtures may receive energy at the appropriate charges for each size light above. Customer-owned street, roadway, and general area lighting systems which do not conform to specifications of the Company-owned fixtures shall be charged the monthly rate of ~~2.6362.558~~¢/kWh of the estimated kWh usage of each unit. Customer-owned equipment must be approved in advance as to accessibility to be eligible to receive service. The Customer will provide all pole(s), fixture(s), lamp(s), photoelectric control(s), and circuit(s) up to the point of connection to the Company's supply lines (point of service), and an adequate support for the Company-owned service conductors. The Company will provide an overhead service drop from its existing secondary conductors to the point of service designated by the Company for Customer-owned lights. Underground service conductors will be installed in lieu of the overhead conductors at the Customer's request, and upon payment by the Customer of the installed cost of the underground conductors after allowance for the cost of equivalent overhead service conductors and any trenching and backfilling provided by the Customer. The distribution system shall serve no other electrical loads except the lighting equipment eligible for this rate.

MONTHLY RATES - CUSTOMER OWNED WITH RELAMPING SERVICE AGREEMENT:

The monthly rates set forth below cover both the electric service (if unmetered) and the replacement of lamps and photoelectric controls upon routine failure. Lamps or photoelectric controls damaged or destroyed due to vandalism or willful abuse are not covered by the agreement and will only be replaced at the Customer's expense. Customer-owned equipment must be approved in advance as to compatibility with Company-owned lamps and photoelectric controls and accessibility to be eligible to receive service. The Customer will provide all pole(s), fixture(s), initial lamp(s) and photoelectric control(s), and circuit(s) up to the point of connection to the Company's supply lines (point of service), and an adequate support for the Company-owned service conductors. The Company will provide an overhead service drop from its existing secondary conductors to the point of service designated by the Company for Customer-owned lights. Underground service conductors will be installed in lieu of the overhead conductors at the Customer's request, and upon payment by the Customer of the installed cost of the underground conductors after allowance for the cost of equivalent overhead service conductors and any trenching and backfilling provided by the Customer. The distribution system shall serve no other electrical loads except the lighting equipment eligible for this rate. The Customer remains responsible for all maintenance other than the replacement of lamps and photoelectric controls.

ISSUED BY: S. W. Connally, Jr.



PAGE 7 of 10	EFFECTIVE DATE July 1, 2017
-----------------	---------------------------------------

(Continued from Rate Schedule OS, Sheet No. 6.20)

MONTHLY RATES - CUSTOMER OWNED WITH RELAMPING SERVICE AGREEMENT:

High Pressure Sodium Vapor

Initial Lamp Rating (Lumen)	Lamp Wattage	Line Wattage	Est. kWh**	Relamping Charge	Energy Charge***	Total Charge
8800	100	120	41	\$0.730.71	\$1.081.05	\$1.811.76
16000*	150	197	68	\$0.720.70	\$1.791.74	\$2.512.44
20000*	200	233	80	\$0.740.72	\$2.112.05	\$2.852.77
25000*	250	292	100	\$0.750.73	\$2.642.56	\$3.393.29
46000*	400	477	164	\$0.740.72	\$4.324.20	\$5.064.92
125000*	1000	1105	379	\$0.950.92	\$9.999.69	\$10.9410.61

Metal Halide

Initial Lamp Rating (Lumen)	Lamp Wattage	Line Wattage	Est. kWh**	Relamping Charge	Energy Charge***	Total Charge
32000*	400	476	163	\$0.880.85	\$4.304.17	\$5.185.02
100000*	1000	1100	378	\$3.263.16	\$9.969.67	\$13.2212.83

- * Not Available for New Installation
- ** Estimated Monthly kWh = (Line Wattage x Annual Operating Hours)/(1000 x 12)
- *** Energy Charge = 2.~~636558~~6436¢/kWh x Estimated Monthly kWh Usage

The Total Charge shown above is for an unmetered fixture. If the service is metered, there will be no Energy Charge billed under this rate.

ADDITIONAL FACILITIES CHARGES FOR CUSTOMER OWNED:

Any special or additional facilities, which may be installed at the Company's option, will be billed in addition to the above Customer-owned rates.

Charge for 35 ft. wood pole \$6.~~6436~~6436.

All other additional facilities shall be billed at 1.74 percent per month of the Company's cost.



Section No. VI
Twenty-~~Second~~~~Third~~ Revised Sheet No. 6.23
Canceling Twenty-~~First~~~~Second~~ Revised Sheet No. 6.23

PAGE	EFFECTIVE DATE
9 of 10	June 5, 2017

(Continued from Rate Schedule OS, Sheet No. 6.22)

OS-III OTHER OUTDOOR SERVICE (OL1)

Other outdoor service for Customer-owned facilities with fixed wattage loads operating continuously throughout the billing period such as, but not limited to, traffic signals and cable television amplifiers shall be billed according to the monthly rate below:

~~4.968~~4.821 cents per kWh for all kWh

The estimated annual kWh usage shall be determined by multiplying the annual operation hours times the maximum demand. The monthly kWh usage will be one-twelfth (1/12) of the estimated annual kWh usage. Maximum demand shall be the total number of kilowatts connected at any one time. At the option of the Company service rendered under this section may be metered and billed under the applicable General Service rate schedule. Minimum Monthly bill shall be \$1.00 per service connection.

TERM OF CONTRACT (OS-I/II, OS-III):

Service under this Rate Schedule shall be for an initial period of not less than three (3) years and shall remain until terminated by notice to either party by the other. When additional facilities are required, the Company may require a contract for a longer initial period. There is no term of contract for rate OS-III.

DEPOSIT (OS-I/II, OS-III):

A deposit amounting to twice the estimated average monthly bill may be required before service is connected at designated premises. The deposit may be applied to any final bills against the Customer for service.

ISSUED BY: S. W. Connally, Jr.



Gulf Power

Section No. VI
Twenty-~~Sixth~~-~~Seventh~~ Revised Sheet No. 6.34
Canceling Twenty-~~Fifth~~-~~Sixth~~ Revised Sheet No.
6.34

RATE SCHEDULE CR COST RECOVERY CLAUSE FOSSIL FUEL AND PURCHASED POWER

PAGE 1 of 1	EFFECTIVE DATE January 1, 2018
----------------	------------------------------------------

APPLICABILITY:

Applicable as a modification of each filed rate of the Company in which reference is made to Rate CR.

DETERMINATION OF FOSSIL FUEL AND PURCHASED POWER COST RECOVERY FACTOR:

Bills shall be decreased or increased by a factor calculated in accordance with the formula and procedures specified by the Florida Public Service Commission designed to give effect to changing efficiency, cost of fossil fuel and cost of purchased power.

The energy charge per kilowatt-hour shall be increased or decreased \$0.00001 (1/100 of a mill) per kilowatt-hour for each \$0.00001 (1/100 of a mill) increase or decrease in the projected cost of fossil fuel and purchased power per kilowatt-hour. The total cost recovery factor per kWh applicable to energy delivered will include, when applicable, a true-up with interest, to prior actual costs and a Generation Performance Incentive Factor, and will be determined in accordance with the formula and procedures specified by the Florida Public Service Commission. Such increase or decrease shall be adjusted for taxes which are based upon revenues.

Fuel Cost Recovery Clause factors are shown below:

Group	Schedules	Standard	TOU	
			On-Peak	Off-Peak
A	RS, RSVP, RSTOU, GS, GSD, 3.570 <u>2.709</u> ¢/kWh GSDT, GSTOU, OSIII, SBS	3.810 <u>2.949</u> ¢/kWh	4.391 <u>3.530</u> ¢/kWh	
B	LP, LPT, SBS 3.521 <u>2.672</u> ¢/kWh	3.758 <u>2.909</u> ¢/kWh	4.332 <u>3.482</u> ¢/kWh	
C	PX, PXT, RTP, SBS 3.467 <u>2.631</u> ¢/kWh	3.701 <u>2.865</u> ¢/kWh	4.265 <u>3.429</u> ¢/kWh	
D	OS-I/II	3.776 <u>2.915</u> ¢/kWh	N/A	N/A

The recovery factor applicable for Rate Schedule SBS is based on the Customer's contract demand as follows:

<u>Contract Demand (kW)</u>	<u>Use Factor Applicable To:</u>
100-499	GSD
500-7499	LP
7500 and greater	PX

Service under this rate schedule is subject to Rules and Regulations of the Company and the Florida Public Service Commission.

ISSUED BY: S. W. Connally, Jr.



RATE SCHEDULE ECR ENVIRONMENTAL COST RECOVERY CLAUSE

PAGE 1 of 1	EFFECTIVE DATE January 1, 2018
----------------	------------------------------------------

APPLICABILITY:

Applicable as a modification of each filed rate of the Company in which reference is made to Rate ECR.

DETERMINATION OF ENVIRONMENTAL COST RECOVERY FACTOR:

The purpose of the Environmental Cost Recovery Clause is the recovery of costs associated with certain environmental investment and expenses. Costs are classified and allocated to the rate classes using an allocation method consistent with the cost of service methodology approved in the Company's last rate case.

The monthly charge of each rate schedule shall be increased or decreased \$0.00001 (1/100 of a mill) per kilowatt-hour for each \$0.00001 (1/100 of a mill) increase or decrease in projected environmental costs per kilowatt-hour. The total cost recovery factor per kWh applicable to energy delivered will include, when applicable, a true-up, with interest, to prior actual costs, and will be determined in accordance with the formula and procedures specified by the Florida Public Service Commission. Such increase or decrease shall be adjusted for taxes which are based upon revenues.

Environmental Cost Recovery Clause factors are shown below:

<u>Rate Schedule</u>	<u>Environmental Cost Recovery Factor ¢/kWh</u>
RS, RSVP, RSTOU	<u>2.1241.959</u>
GS	<u>1.9561.805</u>
GSD, GSDD, GSTOU	<u>1.7331.601</u>
LP, LPT	<u>1.5471.431</u>
PX, PXT, RTP, SBS	<u>1.4821.371</u>
OS-I/II	<u>0.5700.537</u>
OS-III	<u>1.3641.261</u>

Service under this rate schedule is subject to Rules and Regulations of the Company and the Florida Public Service Commission.

ISSUED BY: S. W. Connally, Jr.



Section No. VI
~~Eleventh~~^{Twelfth} Revised Sheet No. 6.42
Canceling ~~Tenth~~^{Eleventh} Revised Sheet No. 6.42

RATE SCHEDULE GSTOU GENERAL SERVICE TIME-OF-USE CONSERVATION (OPTIONAL SCHEDULE)

URSC: GSTOU

PAGE 1 of 3	EFFECTIVE DATE July 1, 2017
----------------	---------------------------------------

AVAILABILITY:

Available on a first come - first serve basis subject to meter availability throughout the entire territory served by the Company.

APPLICABILITY:

Applicable as an option to Rate Schedule GSD for general service on an annual basis covering the entire electrical requirements of any Customer whose highest actual measured demand is not more than four hundred ninety-nine (499) kilowatts. Service to two or more premises shall not be combined nor shall service furnished hereunder be shared with or resold to others. All service shall be taken at the same voltage, from a single delivery point, and shall be measured by a single meter.

CHARACTER OF SERVICE:

The delivery voltage to the Customer shall be the voltage of the available secondary distribution lines of the Company for the locality in which service is to be rendered. Three phase service may be furnished at the request of the Customer subject to the Rules and Regulations of the Company which govern the extension of the three phase service.

MONTHLY RATES:

Base Charge: **\$48,1047.33**

Energy Charges:

Summer – June through September:

On-Peak	20.34219.732 ¢ per kWh
Intermediate	7.5947.366 ¢ per kWh
Off-Peak	3.1583.063 ¢ per kWh

October through May:

All hours	4.4204.287 ¢ per kWh
-----------	-----------------------------

ISSUED BY: S. W. Connally, Jr.



Section No. VI
~~Seventh~~Eighth Revised Sheet No. 6.46
Canceling ~~Sixth~~Seventh Revised Sheet No. 6.46

PAGE	EFFECTIVE DATE
2 of 5	July 1, 2017

(Continued from Rate Schedule GSDT, Sheet No. 6.45)

MONTHLY RATES:

Base Charge: ~~\$48.10~~47.33
Demand Charge: ~~\$3.54~~3.40 per kW of maximum demand plus;
~~\$3.95~~3.83 per kW of on-peak demand
Energy Charge: ~~1.89~~1.834¢ per kWh

MINIMUM MONTHLY BILLS:

In consideration of the readiness of the Company to furnish such service, no monthly bill will be rendered for less than the Base Charge plus the Demand Charge.

DETERMINATION OF THE ON-PEAK PERIOD:

The on-peak period for calendar months April through October is defined as being those hours between 12:00 p.m. and 9:00 p.m. Central Daylight Time/Central Standard Time, Monday through Friday.

The on-peak period for calendar months November through March is defined as being those hours between 6:00 a.m. and 10:00 a.m. and between 6:00 p.m. and 10:00 p.m. Central Standard Time/Central Daylight Time, Monday through Friday.

ISSUED BY: S. W. Connally, Jr.



Section No. VI
~~Sixth~~^{Seventh} Revised Sheet No. 6.48
Canceling ~~Fifth~~^{Sixth} Revised Sheet No. 6.48

PAGE 4 of 5	EFFECTIVE DATE July 1, 2017
-----------------------	--------------------------------------------------

(Continued from Rate Schedule GSDT, Sheet No. 6.47)

TRANSFORMER OWNERSHIP DISCOUNT AND PRIMARY METERING VOLTAGE DISCOUNTS:

When the Company renders service under this Rate Schedule at the local primary distribution voltage and any transformers required are furnished by the Customer, the Monthly Rate will be subject to a discount of thirty (~~30~~²⁸) cents per kW of the Customer's Maximum Demand as determined above, and an additional discount of one percent (1%) of the Energy Charge and one percent (1%) of the Demand Charge; however, such deduction shall not reduce the minimum monthly bill specified above.

TERM OF CONTRACT:

- (1) Service under this Schedule shall be for a period of not less than one year and thereafter from year to year until terminated by three (3) months' written notice by either party to the other.
- (2) The initial selection of this optional rate schedule by a Rate Schedule GSD Customer may be terminated at any time by written or personal notice from the Customer. After such termination, any subsequent selection of this option by the same Customer for service at the same premises shall have a term of contract as specified in (1) above.

ISSUED BY: S. W. Connally, Jr.



Section No. VI
~~Seventh~~Eighth Revised Sheet No. 6.49
Canceling ~~Sixth~~Seventh Revised Sheet No. 6.49

RATE SCHEDULE LPT LARGE POWER SERVICE – TIME-OF-USE CONSERVATION (OPTIONAL SCHEDULE)

URSC: GSLDT

PAGE	EFFECTIVE DATE
1 of 5	July 1, 2017

AVAILABILITY:

Available on a first come - first serve basis subject to meter availability throughout the entire territory served by the transmission system of the Company.

APPLICABILITY:

Applicable as an option to Rate Schedule LP for three phase general service on an annual basis covering the entire electrical requirements of any Customer. Service to two or more premises shall not be combined nor shall service furnished hereunder be shared with or resold to others. All service shall be taken at the same voltage, from a single delivery point, and shall be measured by a single meter. Customers taking service under Rate LPT may elect the critical peak option.

CHARACTER OF SERVICE:

The delivery voltage to the Customer shall be the voltage of the available secondary distribution lines of the Company for the locality in which service is to be rendered.

MONTHLY RATES:

Base Charge:	\$262.80
Demand Charge:	\$2.632.55 per kW of maximum demand plus; \$10.3410.03 per kW of on-peak demand
Energy Charge:	0.9720.942 ¢ per kWh

ISSUED BY: S. W. Connally, Jr.



Section No. VI
~~Fifth~~Sixth Revised Sheet No. 6.50
Canceling ~~Fourth~~Fifth Revised Sheet No. 6.50

PAGE 2 of 5	EFFECTIVE DATE July 1, 2017
----------------	---------------------------------------

(Continued from Rate Schedule LPT, Sheet No. 6.49)

CRITICAL PEAK OPTION (CPO) – Under this option, the Demand Charge shall be:

Demand Charge: ~~\$2.632.55~~ per kW of maximum demand plus;
 ~~\$10.34~~10.03 per kW of on-peak demand

MINIMUM MONTHLY BILLS:

In consideration of the readiness of the Company to furnish such service, no monthly bill shall be rendered for less than the Base Charge plus the Demand Charge.

DETERMINATION OF THE ON-PEAK PERIOD:

The on-peak period for calendar months April through October is defined as being those hours between 12:00 p.m. and 9:00 p.m. Central Daylight Time/Central Standard Time, Monday through Friday.

The on-peak period for calendar months November through March is defined as being those hours between 6:00 a.m. and 10:00 a.m. and between 6:00 p.m. and 10:00 p.m. Central Standard Time/Central Daylight Time, Monday through Friday.

DETERMINATION OF THE OFF-PEAK PERIOD:

All hours not included above and all hours of the observed holidays of New Year's Day, Memorial Day, Independence Day, Labor Day, Thanksgiving, and Christmas are in the off-peak period.

DETERMINATION OF CRITICAL PEAK PERIOD:

A critical peak period may be designated at any time at the Company's discretion. Conditions which may result in the designation of a critical peak period by the Company include, but are not limited to: (i) A temperature forecast for the Company's service area that is above 95°F or below 32°F; (ii) Real-Time-Prices that exceed certain thresholds; (iii) Projections of system peak loads that exceed certain thresholds.

ISSUED BY: S. W. Connally, Jr.



PAGE 3 of 5	EFFECTIVE DATE July 1, 2017
-----------------------	--------------------------------------------------

(Continued from Rate Schedule LPT, Sheet No. 6.50)

DETERMINATION OF BILLING DEMAND:

- (a) Maximum Demand--The kilowatt (kW) billing demand for billing purposes shall be the Customer's maximum integrated 15 minute demand to the nearest kilowatt (kW) during each service month.
- (b) On-Peak Demand--The kilowatt (kW) billing demand for billing purposes shall be the Customer's maximum integrated 15 minute demand to the nearest kilowatt (kW) during each service month as measured during the hours designated as on-peak.
- (c) Critical Peak Demand – The kilowatt (kW) billing demand for billing purposes shall be the Customer's maximum integrated 15 minute demand to the nearest kilowatt (kW) during each service month as measured during the hours designated as critical peak.

REACTIVE DEMAND CHARGE:

The monthly bill calculated at the above rates may be increased in the amount of \$1.00 per kvar for all over 0.48432 kilovars per kilowatt (90% power factor). The kilovars to which this adjustment shall apply shall be the monthly maximum measured kilovar demand or may be calculated as the square root of the difference between the square of the maximum monthly measured kVA demand and the square of the maximum monthly measured kW demand.

TRANSFORMER OWNERSHIP DISCOUNT AND PRIMARY METERING VOLTAGE DISCOUNTS:

When the Company renders service under this Rate Schedule at the local primary distribution voltage and any transformers required are furnished by the Customer, the Monthly Rate will be subject to a discount of forty (~~40~~37) cents per month per kilowatt (kW) of the Customer's highest billing demand as determined above, and an additional discount of one percent (1%) of the Energy Charge and one percent (1%) of the Demand Charge; however, such deduction shall not reduce the minimum monthly bill specified above.



Section No. VI
~~Fifth-Sixth~~ Revised Sheet No. 6.52
Canceling ~~Fourth-Fifth~~ Revised Sheet No. 6.52

PAGE 4 of 5	EFFECTIVE DATE July 1, 2017
----------------	---------------------------------------

(Continued from Rate Schedule LPT, Sheet No. 6.51)

TRANSFORMER OWNERSHIP DISCOUNT AND TRANSMISSION METERING VOLTAGE DISCOUNTS:

When the Company renders service under this Rate Schedule from an available transmission line of 46,000 volts or higher and the Customer furnishes, operates, and maintains the complete step-down transformer substation necessary to receive and use such service, the Monthly Rate will be subject to a discount of sixty-one (~~64~~57) cents per month per kilowatt (kW) of the Customer's highest billing demand as determined above, and an additional discount of two percent (2%) of the Energy Charge and two percent (2%) of the Demand Charge; however, such deduction shall not reduce the minimum monthly bill specified above.

DEPOSIT:

A deposit amounting to twice the estimated average monthly bill may be required before service is connected at designated premises. The deposit may be applied to any final bills against the Customer for service.

CRITICAL PEAK DEMAND NOTIFICATION

A customer electing the critical peak option will be notified of a critical peak period one hour prior to the beginning of the critical peak period event. The Company is not responsible for a customer's failure to receive and act upon the critical peak period. If a customer does not receive these notifications, it is the customer's responsibility to inform the Company so the notifications may be supplied.

TERM OF CONTRACT:

- (1) Service under this Schedule shall be for a period of not less than one year and thereafter from year to year until terminated by three (3) months' written notice by either party to the other.
- (2) The initial selection of this rate schedule as an option by a Rate Schedule LP Customer may be terminated at any time by written or personal notice from the Customer. After such termination, any subsequent selection of this option by the same Customer for service at the same premises shall have a term of contract as specified in (1) above.

ISSUED BY: S. W. Connally, Jr.



**RATE SCHEDULE PXT
LARGE HIGH LOAD FACTOR POWER SERVICE
TIME-OF-USE CONSERVATION
(OPTIONAL SCHEDULE)**

URSC: GSLDT1

PAGE 1 of 4	EFFECTIVE DATE July 1, 2017
----------------	---------------------------------------

AVAILABILITY:

Available throughout the entire territory served by the transmission system of the Company.

APPLICABILITY:

Applicable as an option to Rate Schedule PX for three phase lighting and power service to any customer whose actual measured demand is not less than 7,500 kilowatts (kW), with an annual load factor of not less than seventy-five percent (75%). Service to two or more premises shall not be combined nor shall service furnished hereunder be shared with or resold to others. All service shall be taken at the same voltage and from a single delivery point, and shall be measured by a single meter.

CHARACTER OF SERVICE:

The delivery voltage to the Customer shall be the standard secondary voltage of the Company's transformers supplied from the transmission lines of the Company.

MONTHLY RATES:

Base Charge:	\$838.43 <u>13.73</u>
Demand Charge:	\$1.00 <u>0.97</u> per kW of maximum demand plus; \$11.35 <u>11.02</u> per kW of on-peak demand
Energy Charge:	On-Peak and Off-Peak Period: 0.44 <u>90.436</u> ¢ per kWh



PAGE	EFFECTIVE DATE
2 of 4	July 1, 2017

(Continued from Rate Schedule PXT, Sheet No. 6.53)

DETERMINATION OF THE ON-PEAK PERIOD:

The on-peak period for calendar months April through October is defined as being those hours between 12:00 p.m. and 9:00 p.m. Central Daylight Time/Central Standard Time, Monday through Friday.

The on-peak period for calendar months November through March is defined as being those hours between 6:00 a.m. and 10:00 a.m. and between 6:00 p.m. and 10:00 p.m. Central Standard Time/Central Daylight Time, Monday through Friday.

DETERMINATION OF THE OFF-PEAK PERIOD:

All hours not included above and all hours of the observed holidays of New Year's Day, Memorial Day, Independence Day, Labor Day, Thanksgiving, and Christmas are in the off-peak period.

MINIMUM MONTHLY BILLS:

In the event the Customer's annual load factor for the current and preceding eleven months is less than 75% and in consideration of the readiness of the Company to furnish such service, the minimum monthly bill shall not be less than the Base Charge plus ~~\$14.81~~14.38 per kW of maximum billing demand.

DETERMINATION OF BILLING DEMAND:

- (a) Maximum Demand--The kilowatt (kW) billing demand for billing purposes shall be the maximum measured kW demand integrated over any fifteen minute interval during the current bill month but not less than 7500 kW.
- (b) On-Peak Demand--The kilowatt (kW) billing demand for billing purposes shall be the customer's maximum integrated 15 minute demand to the nearest kilowatt (kW) during each service month as measured during the hours designated as on-peak.

REACTIVE DEMAND CHARGE:

The monthly bill calculated at the above rates shall also be increased in the amount of \$1.00 per kvar for all over 0.48432 kilovars per kilowatt (90% power factor). The kilovars to which this adjustment shall apply shall be the monthly maximum measured kilovar demand or may be calculated as the square root of the difference between the square of the maximum monthly measured kVA demand and the square of the maximum monthly measured kW demand.

ISSUED BY: S. W. Connally, Jr.



Section No. VI
~~Seventh~~^{Eighth} Revised Sheet No. 6.59
 Canceling ~~Sixth~~^{Seventh} Revised Sheet No. 6.59

PAGE 3 of 8	EFFECTIVE DATE July 1, 2017
----------------	---------------------------------------

(Continued from Rate Schedule SBS, Sheet No. 6.58)

A Standby Service Customer will be billed for electric service in accordance with the following charges:

Contract Demand:	<u>100 to 499 kW</u>	<u>500 to 7,499 kW</u>	<u>Above 7,499 kW</u>
Base Charge:	\$261.68	\$261.68	\$623.10
Demand Charge:			
Local Facilities Charge Per kW of BC and NC	\$3.06 <u>2.96</u>	\$2.79 <u>2.70</u>	\$0.96 <u>0.94</u>
On-Peak Demand Charge: Per kW of On-Peak kW up to NC	\$3.95 <u>3.83</u>	\$10.34 <u>10.03</u>	\$11.35 <u>11.02</u>
Plus the greater of:			
Reservation Charge: Per kW of BC or	\$1.44 <u>1.40</u>	\$1.44 <u>1.40</u>	\$1.47 <u>1.43</u>
The Sum of the Daily On-Peak Standby Demand Charges: Per kW per day of On-Peak kW in excess of NC	\$0.68 <u>0.66</u>	\$0.68 <u>0.66</u>	\$0.69 <u>0.67</u>
Energy Charge Per kWh:	3.2253 <u>3.071</u> ¢	3.2253 <u>3.071</u> ¢	3.2253 <u>3.071</u> ¢

Customers with zero (0) NC will not be subject to the On-Peak Demand Charge.

ISSUED BY: S. W. Connally, Jr.



Section No. VI
~~Eighth~~Ninth Revised Sheet No. 6.76
Canceling ~~Seventh~~Eighth Revised Sheet No. 6.76

PAGE	EFFECTIVE DATE
2 of 4	July 1, 2017

(Continued from Rate Schedule RSVP, Sheet No. 6.75)

If a Customer moves into a residence with existing Company-owned energy management equipment, the Customer will receive service under Rate Schedule RSVP. The Customer will be given the option of remaining on Rate Schedule RSVP or moving to Rate Schedule RS. If the Customer chooses Rate Schedule RS at that time, Company-owned energy management equipment will be removed free of charge.

CHARACTER OF SERVICE:

Available for single-phase service from local distribution lines of the Company's system at nominal secondary voltage of 120/240 volts. Service shall be metered through one metering device capable of measuring electrical energy consumption during the various times each energy demand charge is in effect.

RATES:

Base Charge:	6465 ¢ per day
Energy Demand Charge:	
Low Cost Hours (P ₁):	5.1814.997 ¢ per kWh
Medium Cost Hours (P ₂):	5.1814.997 ¢ per kWh
High Cost Hours (P ₃):	5.1814.997 ¢ per kWh
Critical Cost Hours (P ₄):	5.1814.997 ¢ per kWh

ISSUED BY: S. W. Connally, Jr.



**Rate Schedule RSTOU
RESIDENTIAL SERVICE – TIME-OF-USE
Limited Availability Experimental Rate**

PAGE 1 of 3	EFFECTIVE DATE July 1, 2017
-----------------------	--------------------------------------------------

AVAILABILITY:

Available to customers eligible for Rate Schedule RS (Residential Service). Availability is further limited to those customers selected by Gulf Power which are willing to participate in, and which meet the standards of the Company's RSTOU pilot rate study.

Service under this rate schedule shall terminate on December 31, 2017 unless extended by order of the Florida Public Service Commission.

APPLICABILITY:

Applicable as an alternative to Rate Schedule RS for service used for domestic purposes and electric vehicle charging at an individually metered dwelling unit suitable for year-round family occupancy containing full kitchen facilities. Service provided hereunder shall not be shared with or resold to others.

CHARACTER OF SERVICE:

Available for single-phase service from local distribution lines of the Company's system at nominal secondary voltage of 120/240 volts. Service shall be metered through one metering device capable of measuring electrical consumption during the various times each energy-demand charge is in effect.

RATES:

Base Charge:	6564 ¢ per day
Energy-Demand Charge:	
On-Peak Period	5.1814.997 ¢ per kWh
Off-Peak Period	5.1814.997 ¢ per kWh

GULF POWER COMPANY
OUTDOOR SERVICE - LIGHTING PRICING METHODOLOGY
MONTHLY RATES - Rate Schedule OS (Part I/II)
Form 4

SECTION A - LED FIXTURES

Total Unit Cost		
Fixture Cost		\$0.00
Arm Cost		\$0.00
Bulb Cost		\$0.00
Photocell Cost		\$0.00
	SUBTOTAL	\$0.00
0.000 Man-hours to Install Fixture/Arm (If Applicable) @ \$62.05/Manhour		\$0.00
	SUBTOTAL	\$0.00
35.0% Engineering & Supervision Overheads		\$0.00
	UNIT COST TOTAL	\$0.00
Fixture Charge		
Fixed Charge = (15.235% x Unit Cost Total)/12 Months		\$0.00
Revenue Tax = Fixed Charge x 0.000721		\$0.00
	FIXTURE CHARGE	\$0.00
Maintenance Charge		
Average Annual Bulb Failure Rate :	0.0%	
- Bulb Life (in hours)	Failure Rate = (Ann. Burn Hrs / Bulb Life)	
- Annual Burn hours		
Photocell Replacement = (Photocell Cost + Labor) x Photocell Failure Rate/12 Months		\$0.00
- Photocell Life (in hours)	Failure Rate = (Ann. Burn Hrs / Photocell Life)	
\$ - Photocell Cost	= 0	
- Photocell Replacement Labor Hrs		
Driver Replacement = (Driver Cost + Labor) x Driver Failure Rate/12 Months		\$0.00
- Driver Life (in hours)	Failure Rate = (Ann. Burn Hrs / Driver Life)	
\$ - Driver Cost	= 0	
- Driver Replacement Labor Hrs		
Surge Protection Device (SPD) Replacement = (SPD Cost + Labor) x SPD Failure Rate/12 Months		\$0.00
- SPD Life (in hours)	Failure Rate = (Ann. Burn Hrs / SPD Life)	
\$ - SPD Cost	= 0	
- SPD Replacement Labor Hrs		
Luminaire Repair Cost = [Man-hours to Remove of 0.36 @ \$62.05/Manhour + Unit Cost Total] x 6.7% Annual Luminaire Failure Rate/12 Months		\$0.00
	SUBTOTAL	\$0.00
Revenue Tax = Fixed Charge x 0.000721		\$0.00
	MAINTENANCE CHARGE	\$0.00
Energy Charge		
0 Line Wattage x 4,120 Annual Operating Hours/(1,000 x 12) = 0 kWh @ \$0.026360.02558/kWh		\$0.00
	ENERGY CHARGE	\$0.00

PRICE SUMMARY	
Fixture Charge	\$0.00
Maintenance Charge	\$0.00
Energy Charge	\$0.00
TOTAL MONTHLY CHARGE PER FIXTURE	\$0.00

Form 4 (Continued)

SECTION A-1 - Non-LED FIXTURES

Total Unit Cost		
Fixture Cost		\$0.00
Arm Cost		\$0.00
Bulb Cost		\$0.00
Photocell Cost		\$0.00
	SUBTOTAL	\$0.00
<input type="text"/> Man-hours to Install Fixture/Arm (If Applicable) @ \$62.05/Manhour		\$0.00
	SUBTOTAL	\$0.00
35.0% Engineering & Supervision Overheads		\$0.00
	UNIT COST TOTAL	\$0.00
Fixture Charge		
Fixed Charge = (15.235% x Unit Cost Total)/12 Months		\$0.00
Revenue Tax = Fixed Charge x 0.000721		\$0.00
	FIXTURE CHARGE	\$0.00
Maintenance Charge		
Average Annual Bulb Failure Rate : <input type="text"/> 0.0%		
- Bulb Life (in hours)	Failure Rate = (Ann. Burn Hrs / Bulb Life)	
- Annual Burn hours		
Spot Rebulb Cost = (Bulb Cost + Photocell Cost + \$29 Labor) x Bulb Failure Rate/12 Months		\$0.00
Luminaire Repair Cost = [Man-hours to Remove of 0.36 @ \$62.05 Manhour + Unit Cost Total] x 6.7% Annual Luminaire Failure Rate/12 Months		\$0.00
	SUBTOTAL	\$0.00
Revenue Tax = Subtotal x 0.000721		\$0.00
	MAINTENANCE CHARGE	\$0.00
Energy Charge		
<input type="text"/> Line Wattage x 4,120 Annual Operating Hours/(1,000 x 12) = <input type="text"/> kWh @ \$ 0.026360 .02558/kWh		
	ENERGY CHARGE	\$0.00

PRICE SUMMARY	
Fixture Charge	\$0.00
Maintenance Charge	\$0.00
Energy Charge	\$0.00
TOTAL MONTHLY CHARGE PER FIXTURE	\$0.00

Form 4 (Continued)

SECTION C - RELAMPING SERVICE AGREEMENT

Bulb and Photocell Cost		
Bulb Cost		\$0.00
Photocell Cost		\$0.00
BULB AND PHOTOCELL COST		\$0.00
Relamping Charge		
Average Annual Bulb Failure Rate :	0.0%	
- Bulb Life (in hours)	Failure Rate = (Ann. Burn Hrs / Bulb Life)	
- Annual Burn hours		
Spot Rebulb Cost =(Bulb Cost + Photocell Cost + \$29 Labor) x Bulb Failure Rate/12 Months		\$0.00
SUBTOTAL		\$0.00
Revenue Tax = Subtotal x 0.000721		\$0.00
RELAMPING CHARGE		\$0.00
Energy Charge		
0 Line Wattage x 4,120 Annual Operating Hours/(1,000 x 12) =		
0 kWh @ \$ 0.026360 .02558/kWh	ENERGY CHARGE	\$0.00

PRICE SUMMARY	
Relamping Charge	\$0.00
Energy Charge	\$0.00
TOTAL MONTHLY CHARGE PER FIXTURE	
\$0.00	

GULF POWER COMPANY
OPTIONAL RELAMPING SERVICE AGREEMENT
CUSTOMER-OWNED STREET AND GENERAL AREA LIGHTING
RATE SCHEDULE OS (PART I/II)
Form 19

Contract No. _____

Customer Name _____ Date _____

DBA _____ Telephone No. _____ Tax I. D. _____

Street Address (Subdivision, etc.) of Light(s) _____

Mailing Address _____

Driving Directions _____

Location of Light(s) _____

Meter No. _____ Account No. _____ JETS WO No. _____

UNMETERED CUSTOMER-OWNED FIXTURES:

High Pressure Sodium Vapor Lighting:

_____ 8,800 Lumen (100 Watts) Light(s) to be billed at a base rate of ~~\$1.81~~ \$1.76 each per month \$ _____

METERED CUSTOMER-OWNED FIXTURES:

High Pressure Sodium Vapor Lighting:

_____ 8,800 Lumen (100 Watts) Light(s) to be billed at a base rate of ~~\$0.73~~ \$0.71 each per month \$ _____

*Base monthly charge does not include Fuel Charge, Purchased Power Capacity Charge, Environmental Charge, Energy Conservation Charge, Natural Disaster Recovery Surcharge, applicable taxes, or fees.

The Applicant requests a relamping service agreement on the lamp(s) and photocell(s) for the fixtures described above and the necessary electric energy (if unmetered) for the operation thereof and hereby agrees to take and pay for the same in accordance with and subject to the Company's Rate Schedule "OS (PART I/II)" and Rules and Regulations for Electric Service on file in its office and on file with the Florida Public Service Commission or any changes therein as approved by the Florida Public Service Commission. This agreement and the monthly rates set forth above cover both the electric service (if unmetered) and the replacement of lamps and photoelectric controls upon routine failure. Lamps or photoelectric controls damaged or destroyed due to vandalism or willful abuse are not covered by this agreement and will only be replaced at the Applicant's expense. The Applicant remains responsible for all maintenance other than the replacement of lamps and photoelectric controls. The distribution system shall serve no other electrical loads except the lighting equipment described above.

ISSUED BY: S. W. Connally, Jr.

EFFECTIVE: July 1, 2017

**GULF POWER COMPANY
CUSTOMER-OWNED LIGHTING AGREEMENT
(WITHOUT RELAMPING SERVICE PROVISIONS)
RATE SCHEDULE OS (PART I/II)**

Form 24

Contract No. _____

Customer Name _____ Date _____

DBA _____ Telephone No. _____ Tax I. D. _____

Street Address (Subdivision, etc.) of Light(s) _____

Billing Address _____

Driving Directions _____

No. of Light(s) _____ Location of Light(s) _____

Meter No. _____ Account No. _____ JETS WO No. _____

CUSTOMER-OWNED FIXTURE(S):

High Pressure Sodium

_____ 8800 Lumen (100 Watts) Light(s) to be billed at a base rate of \$~~1.08~~1.05 each per month \$ _____

All others to be billed as follows:

_____ Light(s) @ a base rate of \$ _____ * each per month (kWh for one light = _____)	\$ _____
_____ Light(s) @ a base rate of \$ _____ * each per month (kWh for one light = _____)	\$ _____
_____ Light(s) @ a base rate of \$ _____ * each per month (kWh for one light = _____)	\$ _____
Total Base Monthly Charge**	
	\$ _____

* This base rate per light is calculated by taking the kWh for one light and multiplying by \$~~0.026360~~0.02558. Repeat this line for each different type of customer-owned light other than the 8800 Lumen light shown above.

** Base monthly charge does not include Fuel Charge, Purchased Power Capacity Charge, Environmental Charge, Energy Conservation Charge, Natural Disaster Recovery Surcharge, applicable taxes, or fees.

The Applicant requests the necessary electric energy for the operation thereof for the fixtures described above and hereby agrees to take and pay for the same in accordance with and subject to the Company's Rate Schedule "OS (PART I/II)" and Rules and Regulations for Electric Service on file in its office and on file with the Florida Public Service Commission or any changes therein as approved by the Florida Public Service Commission. This agreement and the monthly rates set forth above cover the electric service. The distribution system shall serve no other electrical loads except the lighting equipment described above.

ISSUED BY: S. W. Connally, Jr.

EFFECTIVE: July 1, 2017

BEFORE THE FLORIDA PUBLIC SERVICE COMMISSION

IN RE: Stipulation and Settlement Agreement)
between Gulf Power Company and the Office)
of Public Counsel, the Florida Industrial Power)
Users Group, and the Southern Alliance for)
Clean Energy regarding the Tax Cuts and Jobs)
Act of 2017)

Docket No.: 20180039-EI

CERTIFICATE OF SERVICE

I HEREBY CERTIFY that a true copy of the foregoing has been furnished by electronic mail this 24th day of February, 2018 to the following:

Office of Public Counsel
J. R. Kelly
Charles J. Rehwinkel
Public Counsel
c/o The Florida Legislature
111 W. Madison Street, Room 812
Tallahassee, FL 32399-1400
kelly.jr@leg.state.fl.us
rehwinkel.charles@leg.state.fl.us

Office of the General Counsel
Jennifer Crawford
Suzanne Brownless
2540 Shumard Oak Blvd
Tallahassee, FL 32399-0850
jcrawfor@psc.state.fl.us
sbrownle@psc.state.fl.us

George Cavros, Esq.
Southern Alliance for Clean Energy
120 E. Oakland Park Blvd, Suite
105
Fort Lauderdale, FL 33334
george@cavros-law.com

Florida Industrial Power Users Group
Jon C. Moyle, Jr.
Karen Putnal
c/o Moyle Law Firm, P.A.
118 North Gadsden Street
Tallahassee, FL 32301
jmoyle@moylelaw.com
kputnal@moylelaw.com



JEFFREY A. STONE
General Counsel
Florida Bar No. 325953
jastone@southernco.com
Gulf Power Company
One Energy Place
Pensacola, FL 32520-0100
(850) 444-6550

RUSSELL A. BADDERS
Florida Bar No. 007455
rab@beggslane.com
STEVEN R. GRIFFIN
Florida Bar No. 0627569
srg@beggslane.com
Beggs & Lane
P. O. Box 12950
Pensacola FL 32591-2950
(850) 432-2451
Attorneys for Gulf Power