

# Holland & Knight

315 South Calhoun Street, Suite 600 | Tallahassee, FL 32301 | T 850.224.7000 | F 850.224.8832  
Holland & Knight LLP | www.hklaw.com

D. Bruce May, Jr.  
(850) 425-5607  
bruce.may@hklaw.com

September 23, 2019

## *Via E-Mail*

Dylan Andrews  
Public Utilities Analyst II  
Division of Accounting and Finance  
Florida Public Service Commission  
2540 Shumard Oak Boulevard  
Tallahassee, FL 32399-0850

Re: Docket 20190118-WU -- Application for increase in water rates in Gulf County  
by Lighthouse Utilities Company, Inc.

Dear Mr. Andrews:

Lighthouse Utilities Company, Inc. (the “Utility”) respectfully submits its responses to Staff’s first data requests dated August 21, 2019 (“Data Requests”). For ease of reference, the Data Requests are repeated verbatim herein, with the Utility’s response immediately following each item.

1. According to MFR Schedule B-5, line 8, Materials & Supplies expense increased substantially in March 2018 and April 2018 when compared to other months. Please provide all of the Utility’s calculations, basis, work papers, and support documentation for the increases in Materials & Supplies.

**Response:** The original MFR Schedule B-5, line 8, (Materials & Supplies) contained amounts in March and April 2018 that were reclassified and capitalized at year end. A revised Schedule B-5 will be provided on September 30, 2019, as part of the Utility’s response to Staff’s deficiency letter. The referenced invoices are appended as Attachment 1.

2. According to MFR Schedule B-5, line 11, Contractual Services - Legal expense increased substantially in March 2018, April 2018, November 2018, and December 2018 when compared to other months. Please provide all of the Utility’s calculations, basis, work papers, and support documentation for the increases in Contractual Services Legal.

**Response:** Holland & Knight provided services to the Company related to a number of issues related to the Utility’s request for rate relief, which included exploring loan financing options with

the State Revolving Fund and the use of limited proceedings by other utilities affected by Hurricane Michael. Holland & Knight's invoices are appended as Attachment 2.

3. According to MFR Schedule B-5, line 15, Rental of Building/Real Property expense increased substantially in April 2018 and July 2018 when compared to other months.
  - a. Please provide all of the Utility's calculations, basis, work papers, and support documentation for the increases in Rental of Building/Real Property, including but not limited to, the most recent office rental or lease agreement.
  - b. Is the office used entirely for utility purposes or is there any shared space?
  - c. If there is shared space, please quantify how much is used for utility purposes.

**Response:**

- a. The Utility pays office rent of \$961.20 per month to The St Joe Company as well as rent for a storage unit at Best American Storage for \$374.50 per month. The detail requested for 2018 is appended as Attachment 3.
  - b. The office is a shared space.
  - c. The Utility uses approximately half of the total rented space.
- 
4. According to MFR Schedule B-5, line 17, Transportation expense increased substantially in July 2018 when compared to other months. Please provide all of the Utility's calculations, basis, work papers, and support documentation for the increase in Transportation Expenses.

**Response:** See Attachment 4.

5. According to MFR Schedule B-9, there were several different consultants that performed outside services for the Utility during the test year. Please provide any invoice over \$1,000 related to these expenses.

**Response:** See Attachment 5.

6. The following questions refer to the Utility's requested rate case expense on MFR Schedule B-10.

- a. For each individual person, in each firm providing consulting services to the Utility in this docket, provide an itemized description of work performed. Please provide detail of hours worked associated with each activity. Also provide a description and associated cost for all expenses incurred to date.
- b. For each firm or consultant providing services for the Utility in this docket, please provide copies of all invoices for services provided to date.
- c. Please provide an estimate of costs and hours to complete the case, for each consultant or employee, including a description of estimated work to be performed, and detail of the estimated remaining expense to be incurred through the PAA process.
- d. Please provide an itemized list of all other costs estimated to be incurred through the PAA process.

**Response:**

- a. Roberson and Associates summary of rate case expense through August 31, 2019 is as follows:

<u>Staff</u>	<u>Rate</u>	<u>Time</u>	<u>Billable Time</u>
Jennifer - clerical, document scanning	(\$60/hr)	16.87 hrs	\$1,012
Jacqueline –MFR and Doc Request prep, calls	(\$120/hr)	32.32 hrs	\$3,878
Michael-MFR and Data Requests	(\$120/hr)	111.25 hrs	<u>\$13,350</u>
			\$18,240*

\*None of this billable time has been invoiced as of September 22, 2019; however it will be billed on or before September 30, 2019, and those invoices will be provided as a supplement to this response. For additional detail see Attachment 6.

- b. For legal services, please see Holland & Knight’s invoices provided in response to Staff’s Data Request No. 2.
  - c. See Attachment 7.
  - d. See Attachment 7.
7. According to the Utility’s 2018 Annual Report and as reflected in its current filing, Lighthouse recorded expense for eight directors at \$9,500 each. In the last rate case, the Utility was allowed recovery of four directors at \$6,000 each. The following questions are related to the Utility’s directors.
- a. Have the duties of the directors changed since the last rate case?
  - b. Please provide justification for the Utility to maintain eight directors.

- c. Please provide justification for the 58 percent increase in salary for the directors.

**Response:**

- a. While the duties of the directors have not significantly changed, the complexities of those duties have increased substantially primarily due to the increased storm activities along Florida's coast, and the financial and environmental challenges of providing a public water to supply in a coastal area.
  - b. Due to the increased complexities of operating the Utility, particularly in light of the increase in hurricanes, the Utility believed it needed to increase the number of directors to deepen management expertise.
  - c. The increase to \$9,500 is equivalent to a yearly increase of approximately 6% over the relevant timespan. The Utility wanted to increase director compensation commensurate both with rising inflation, increased management risks and complexities of serving as a director. Due to low pay rate of its top executive, the Utility believes it is appropriate to look at the pay rate of the directors and executive as a whole, not part and parcel. Thus, taking four director salaries of \$9,500 and adding them to the President's salary results in a total management cost of approximately \$91,000, which is well within the range of standard salaries for a general manager in the 2019 Compensation Survey for Small Systems prepared by the American Water Works Association (AWWA Survey) which is appended as Attachment 8.
8. According to the Utility's 2018 Annual Report and as reflected in its current filing, Lighthouse recorded \$52,868 in allocated expense for the President. In the last rate case, the Utility recorded \$35,844 in allocated expense for the salary of the President. Please provide justification for the 47 percent increase in compensation.

**Response:** As President, Mr. Rish is responsible for overseeing and protecting a publicly regulated water supply 24 hours a day, 365 days a year. In his role as President, Mr. Rish serves as a general manager and makes daily decisions on all aspects of the Company's physical plant operations, along with financial, environmental, and regulatory matters. According to the AWWA Survey, the median salary for a general manager of a small water system was \$83,333. See Attachment 8. Recognizing its President's salary was not commensurate with similarly situated utilities across the industry, the Utility increased the compensation accordingly to be more in line with the industry. Even with this increase, Mr. Rish's salary is \$30,465 below the median salary for a general manager of a small water system.

9. Please refer to MFR Schedule F-5.
  - a. Per the sanitary survey conducted on May 10, 2018, there are two wells in service, LUCI #2 with 450 gallons per minute (gpm) capacity and LUCI # 1 with 400 gpm capacity. Schedule F-5, line 2 shows 300 gpm as the firm reliable well pumping capacity without the largest well. Please verify the number of wells currently in service and their capacity.

- b. For each storage tank currently in service, please indicate:
  - i. If the tank is an elevated storage tank.
  - ii. If the bottom of the tank is below the centerline of the pumping unit.
  - iii. If the storage tank was constructed with a bottom drain.

**Response:**

- a. Page 2 of the referenced sanitary survey comment section states as follows: “Well #3 out of service; facility plans to drill new well.” Additionally, there is a footnote comment that states the same. Well # 3 is a six-inch well associated with the LUCI 1 water treatment plant. LUCI 1 and its Well #3 are out of service due to storm damage. Well # 3 has been determined to be irreparable. Well # 2 is a sixteen-inch well associated with the LUCI 2 water treatment plant. Its pumping rate is 380 to 410 gallons per minute (gpm), not 450.
- b.
  - i. The tank at the LUCI 2 water treatment plant is a ground storage tank. The booster tank is a ground storage tank.
  - ii. The bottom of the LUCI tank is 7 feet below the centerline of the pumps. The booster tank bottom is 2 feet below the centerline of the pumps.
  - iii. Both the LUCI 2 tank and the booster tank have a bottom drain.

10. Please refer to MFR Schedule F-3, Schedule F-5, and Volume III, Section 3.2.3.4, page 19. What is the required fire flow in Gulf County?

**Response:** To be provided by Gulf County.

11. Please indicate the amount of treated water used for hydrant flushing, line flushing, plant usage or to extinguish a fire during the test year. Please provide the dates, amount of treated water used, and a brief description of the event.

**Response:** The Utility’s water system is seasonal. The Utility’s flushing is performed in the fall and winter months when there is insufficient usage to maintain a chlorine residual of 0.2 parts per million (ppm) at the ends of the system. The Florida Department of Environmental Protection requires all water systems maintain a minimum 0.2 ppm chlorine residual at all points throughout the distribution system. The system is linear, and the flushing is done at the county line, Simmons Bayou and Jones Homestead. In most instances, 1,500 gallons is flushed at each location or until the 0.2 ppm residual is reached. Flushing may be performed weekly, if necessary. The Utility estimates that during the test year, 250,000 gallons of treated water were used for purposes of flushing the system.

In addition to flushing, the Utility's treated water also was used to extinguish four (4) separate fires during the test year. Three of the fires (occurring at 5291 Clipper Way on June 12/13 2018), 210 Lee St. on July 28/29 2018, and Apalachee St. on Oct. 29, 2018) were structure fires large-scale events that resulted in total losses to the affected homes. For each of these fires, the fire department used approximately 250,000 gallons of water over three days fighting flare-ups. The fourth fire was a single-day woodland fire, and 100,000 gallons of water was used to extinguish it. In total, an estimated 850,000 gallons of water were used to extinguish the 4 fires during the test year. The Utility believes this to be a conservative estimate.

Additionally, the well pumps overflow the aerators and the Utility estimates that total to be 1 to 2 million gallons of untreated water lost monthly. The replacement of tray aerators with spray aerators and ventilators, as planned in the pro forma project described in response to Data Request No. 16, is designed to assist in reducing the amount of untreated water lost monthly.

12. Please advise if there were any: unusual circumstances such as fires or flushing for the following dates: June 13, 17, 22, 23, and 28, 2018. If an unusual event occurred, please describe it, provide the amount of water used or lost, and the date it happened.

**Response:** See Response to Data Request No. 11 concerning structure fires on or around June 13. In addition, the last two weeks of June are in the midst of the Utility's "busy season". Furthermore, because the Utility's 6 inch well was out of service, on June 12, 2018 the Utility opened the interconnection with the City of Port St. Joe (City) to meet demand. That interconnection remained open through July. During that period, the Utility used approximately 1,832,023 gallons of City water in June, and 352,557 gallons of City water in July.

13. Were there any line breaks or water leaks in the system during the calendar year 2018? If yes, were the leaks fixed? Please describe the incidents and provide the dates of the leaks.

**Response:** Leaks occurred sporadically throughout the test year, and all leaks were fixed. A leak occurred on January 17th behind Seacliffs Townhomes. A leak occurred on January 23 at 191 Gulf Pines Drive. Two leaks occurred on February 8th, one at 287 Myrtle Street and one at Sago & Shoreline. A leak occurred at the six-inch well on February 22nd. An additionally leak occurred on C-30 on February 28th. On April 11th a leak occurred at Painted Pony and Red Bird Lane. On May 10th, a leak occurred at 130 Sable Circle. A leak occurred on May 31st at 551 Barrier Dunes. On June 8th and 18th a leak occurred at Painted Pony Road. An additional leak occurred on June 18th at 6368 Cape San Blas Road. A leak occurred at Barrier Dunes on July 2nd, and a leak occurred at Secluded Dunes Drive on July 13th. On July 30th a leak occurred near the S. Gulf Fire Department. A leak occurred on September 14th at 616 Gulf Pines Drive. On October 1st, a leak occurred on the twelve-inch main well. A leak occurred on November 7th on the eight-inch main well. A leak occurred on Haven Road on November 20th. Finally, a leak occurred on December 7th at 146 Cozumel Drive.

14. Please refer to MFR Schedule B-9, and Volume III, Chemical Analysis. Provide all the invoices supporting the total annual payment of \$5,045 for water testing in the calendar year 2018.

**Response:** See Attachment 9.

15. Please refer to MFR Schedule B-7, and Volume III, Chemicals. Provide all the invoices supporting the total annual payment of \$6,886 for chemicals in the calendar year 2018. Do not include invoices for chemicals purchased in 2017.

**Response:** See Attachment 10.

16. Please refer to MFR Volume III, Schedules X and XI.

- a. Does the cost estimate provided on Schedule X totaling \$383,600 include all of the Utility's requested pro forma projects? If not, please provide a cost estimate for all remaining pro forma projects.
- b. How were the estimated costs listed on Schedule X totaling \$383,600 derived?
- c. Will the Utility be pursuing one of the alternatives as provided on Schedule XI, Attachments 5, 6, and 7? If so, please indicate which alternative was selected and when the project is expected to begin?

**Response:**

- a. No. The Utility conducted project cost estimates for two pro forma projects. The project totaling \$383,000 was designed to restore the Utility's plants to pre-Hurricane Michael conditions, treat Consent Order problems, including Disinfection By-Products ("DBPs"), and was based upon the assumption that the Utility's six-inch well (Well #3 is associated with the LUCI 1 water treatment plant) would be repairable. The second project was based on the assumption that the Well #3 was not repairable and totals \$994,000. Because it has been determined that Well #3 is unrepairable, the Utility will pursue the second pro forma project, which includes many of the same items in the first project along with a new eight-inch well, a well pump, new service pumps, and electrical upgrades. The second project estimate also includes finished water meters to facilitate operations and accurate accounting of water. Additionally, second pro forma project includes the removal of tray aerators and replacement with spray aerators and ventilators which will reduce unaccounted water. A copy of the cost estimate for the second pro forma project is appended as Attachment 11.
- b. The cost estimates for both pro forma projects were conducted and prepared by Dewberry Engineers.

- c. It is not economically feasible for the Utility to pursue the more expansive project in Schedule XI because the Utility is a privately owned entity and cannot qualify for funding under the Florida State Revolving Fund due to the exorbitant collateral requirements in Rule 62-552.430(2)(b), Florida Administrative Code.

17. Please refer to MFR Volume III, Schedule X. Will the Utility be using in-house labor to complete any of the improvements or will all work be contracted out?

**Response:** The Utility intends to contract out all work, except one Utility staff member will be on site during improvement work to comport with relevant regulatory requirements.

18. Please refer to MFR Volume III, Schedule VI. The Consent Order dated May 23, 2019, addresses the Utility's maximum contaminant level exceedances for disinfection byproducts.

- a. Please list the water treatment options that were considered to address the disinfection byproducts exceedances.
- b. Please indicate which water treatment option was selected and why.
- c. Please indicate if this option has been reviewed and approved by the DEP.

**Response:**

- a. In addition to the solution selected, options such as carbon filtration vessels were evaluated and determined by the Utility's engineers to be cost prohibitive.
- b. To address DBP exceedances identified in the Consent Order, the Utility will implement tank aerators and ventilators in its ground-storage tanks, across three locations. This option was selected as it has proven to be a less costly yet effective option for many small utilities, including the City of Port St. Joe. Additionally, a chlorinator will be added at the LUCI 3 water treatment plant to assist in this effort.
- c. The Florida Department of Environmental Protection has not received plans or permit applications for these remedies to date.

19. Please refer to MFR Volume III, Schedule XI. The Utility provided a Water System Improvements Facilities Plan (Improvement Plan) completed by Dewberry Engineers, Inc. Please explain the bidding process that was utilized by the Utility for the water system improvements, and explain why Dewberry Engineers, Inc. was selected.

**Response:** Pursuant to Florida's State Revolving Fund requirements, the design of the project was advertised and Dewberry Engineers, Inc. was selected on qualifications pursuant to the Consultants' Competitive Negotiation Act, found in Section 287.055 of the Florida Statutes. A copy of the advertisement for this project, which was placed in *The News Herald* on May 6th and



13th, 2018 is appended as Attachment 12.

20. Please refer to MFR Volume III, Schedule XI, page 2 of the Improvement Plan. The Improvement Plan states that the “proposed improvements will not affect the water system’s operation and maintenance cost.” Please explain why the operation and maintenance expenses, such as purchased power and chemicals, will not be affected by the new additions.

**Response:** The proposed improvements described above in response to Staff’s First Data Request No. 16, are expected to result in a slight increase in operation and maintenance expenses, as the well and service pump motors will be slightly larger, and the tank aerators and ventilators will require electrical power. Operation and maintenance labor should not increase but electrical costs could potentially increase between 5 – 10%. Additionally, chemical costs could potentially increase, due to the fact that the LUCI 3 chlorinator will require chlorine tablets, resulting in a potential 10% increase in chlorine costs.

21. Please refer to MFR Volume III, Schedule XI, page 6 of the Improvement Plan.

- a. How much water per month was purchased from the City of Port St. Joe over the past five years?
- b. What is the maximum daily capacity (gallons per day) of water that the Utility can receive from the City of Port St. Joe?

**Response:**

- a. Purchased water occurred in the past five years as follows:

Month Pumped	Month Billed	Cost	Gallons
Jun 2018	Jul 2018	\$ 9,141.79	1,832,023
Jul 2018	Aug 2018	\$ 1,759.26	352,557
Sep 2018	Oct 2018	\$ 859.82	172,308
Apr 2019	May 2019	\$ 964.98	193,383
May 2019	Jun 2019	\$ 12,637.57	2,532,579
Jun 2019	Jul 2019	\$ 14,678.63	2,941,609

- b. The maximum daily capacity of water that the Utility can receive from the City of Port St. Joe is approximately 100,000 gallons per day.

22. Please refer to MFR Volume III, Schedule XI, pages 13-18 of the Improvement Plan. Following Hurricane Michael, have there been any adjustments to the projections for future demand and capacity?

Mr. Dylan Andrews  
September 23, 2019  
Page: 10


**Response:** No. There have been no adjustments to the projections for future demand and capacity.

\* \* \*

Should you have any questions regarding the foregoing, please do not hesitate to contact me. Thank you for your consideration.

Sincerely,

HOLLAND & KNIGHT LLP

  
D. Bruce May, Jr.

DBM:kjg

Enclosures

cc: Jennifer Crawford, Esq.  
Kristen Simmons, Esq.  
Andrew L. Maurey  
Office of Commission Clerk  
Patricia Christensen, Esq.  
William J. Rish, Jr.

# **Attachment 1**

**LIGHTHOUSE UTILITIES COMPANY, INC.**

**5618**

**Consolidated Pipe and Supply**

**3/12/2018**

7180632-000-000  
7180577-000-000  
7180612-000-000

3,070.17  
6,036.88  
109.14

**Capital City Bank**

**9,216.19**



# Consolidated Pipe & Supply Co., Inc.

4453 ENTREPOT BLVD  
TALLAHASSEE FL 32310

INVOICE DATE  
**3/02/2018**

INVOICE NUMBER  
**7180612-000-000**

PAGE  
1 OF 1

## Original Invoice

Account No.  
**712398**

SOLD TO

SHIP TO: **LIGHTHOUSE UTILITIES  
406 MARINA DR.**

**LIGHTHOUSE UTILITIES  
PO BOX 428**

**PORT ST JOE FL 32456**

**PORT ST JOE FL 32457**

JOB: **STOCK**

Customer Order No. <b>MATT</b>			Terms of Sale <b>NET 30</b>			Ship Via <b>UPS</b>		
Freight <b>PREPAID</b>		FOR <b>DESTINATION</b>		Ship Date <b>2/28/2018</b>		Ship From <b>CPS-MACON</b>		
Line No.	Ordered	Shipped	Back Ordered	Product No.	Description	Unit Price	Par	Sales Amount
1	24	24		223784	20 OZ SEYMOUR 20-653 BLUE MARK PAINT 1Z7VY0150393204325	4.25	EA	102.00
					STATE SALES TAX - FLORIDA			6.12
					COUNTY SALES TAX- GULF CO FL			1.02
							Invoice Amount	109.14

This Sale is Governed by Consolidated Pipe & Supply's terms & conditions of sale found at [www.Consolidatedpipe.com](http://www.Consolidatedpipe.com)

REMIT TO: DEPT. 3147 P.O. BOX 2153 BIRMINGHAM, AL. 35287-3147  
INVP



# Consolidated Pipe & Supply Co., Inc.

4453 ENTREPOT BLVD  
TALLAHASSEE FL 32310

INVOICE DATE  
3/02/2018

INVOICE NUMBER  
7180577-000-000  
PAGE  
1 OF 1

## Original Invoice

Account No.  
712398

SOLD TO:

SHIP TO:

LIGHTHOUSE UTILITIES  
406 MARINA DR.

LIGHTHOUSE UTILITIES  
PO BOX 428

PORT ST JOE

FL 32456

PORT ST JOE

FL 32457

JOB:

STOCK

Customer Order No. LIGHTHOUSE/CHARLES				Terms of Sale NET 30			Ship Via OUR TRUCK 7063		
Freight PREPAID		F O B DESTINATION		Ship Date 3/02/2018			Ship From CPS-ALBANY		
Line No.	Ordered	Shipped	Back Ordered	Product No.	Description	Unit Price	Per	Sales Amount	
1	1	1		246027	8 MSTR MTR OCTAVE AWWA MTR 0306-E1-D09 20" FLG	5429.00	EA	5429.00	
2	1	1		253957	3G MSTR MTR ENCODER POTTED TO 96501056 XT NICO OCT	.00	EA	.00	
3	6	6		33537	1-1/4X1 CONBRACO 4NLF-3S6-5A BFP	36.50	EA	219.00	
THANK YOU FOR ORDERING FROM CONSOLIDATED PIPE & SUPPLY									
STATE SALES TAX - FLORIDA									338.88
COUNTY SALES TAX- GULF CO FL									50.00
							Invoice Amount	6,036.88	

This Sale is Governed by Consolidated Pipe & Supply's terms & conditions of sale found at [www.Consolidatedpipe.com](http://www.Consolidatedpipe.com)

REMIT TO: DEPT. 3147 P.O. BOX 2153 BIRMINGHAM, AL. 35287-3147  
INVFP



# Consolidated Pipe & Supply Co., Inc.

4453 ENTREPOT BLVD  
TALLAHASSEE FL 32310

INVOICE DATE  
**3/01/2018**

INVOICE NUMBER  
**7180632-000-000**

PAGE  
1 OF 1

### Original Invoice

Account No.  
**712398**

SOLD TO

SHIP TO: **LIGHTHOUSE UTILITIES  
406 MARINA DR.**

**LIGHTHOUSE UTILITIES  
PO BOX 428**

**PORT ST JOE**

**FL 32456**

**PORT ST JOE**

**FL 32457**

JOB **STOCK**

Customer Order No. <b>LARRY</b>				Terms of Sale <b>NET 30</b>			Ship Via <b>BEST WAY</b>		
Freight <b>PREPAID</b>		F.O.B. <b>SHIPPING POINT</b>		Ship Date <b>3/01/2018</b>			Ship From <b>CPS-ALBANY</b>		
Line No	Ordered	Shipped	Back Ordered	Product No	Description	Unit Price	Per	Sales Amount	
1	12	12		34549	5/8X3/4 MSTR MTR B12-A11-A01-0101A-1 3G DS	210.00	EA	2520.00	
2	12	12		37204	1X3/4 WILKINS 1UFMX3/4UF2 700XL DUAL CKV LEAD FREE  1Z0R40V10399019746  STATE SALES TAX - FLORIDA COUNTY SALES TAX- GULF CO FL	29.11	EA	349.32    172.16 28.69	
							Invoice Amount	3,070.17	

This Sale is Governed by Consolidated Pipe & Supply's terms & conditions of sale found at [www.Consolidatedpipe.com](http://www.Consolidatedpipe.com)

REMIT TO: DEPT. 3147 P.O. BOX 2153 BIRMINGHAM, AL. 35287-3147

INVP

LIGHTHOUSE UTILITIES COMPANY, INC.

Consolidated Pipe and Supply

7181084-000-000

4/20/2018

5701

3,070.17

Capital City Bank

3,070.17





# Consolidated Pipe & Supply Co., Inc.

4453 ENTREPOT BLVD  
TALLAHASSEE FL 32310

INVOICE DATE  
**4/13/2018**

INVOICE NUMBER <b>7181084-000-000</b>
PAGE <b>1 OF 1</b>

## Original Invoice

Account No.  
**712398**

SOLD TO:

SHIP TO: **LIGHTHOUSE UTILITIES  
406 MARINA DR.**

**LIGHTHOUSE UTILITIES  
PO BOX 428**

**PORT ST JOE**

**FL 32456**

**PORT ST JOE**

**FL 32457**

JOB: **STOCK**

Customer Order No. <b>LARRY</b>				Terms of Sale <b>NET 30</b>			Ship Via <b>UPS</b>		
Freight <b>PREPAID</b>		F.O.B. <b>SHIPPING POINT</b>		Ship Date <b>4/13/2018</b>			Ship From <b>CPS-ALBANY</b>		
Line No.	Ordered	Shipped	Back Ordered	Product No.	Description	Unit Price	Per	Sales Amount	
1	12	12		34549	5/8X3/4 MSTR MTR B12-A11-A01-0101A-1 3G DS	210.00	EA	2520.00	
2	12	12		37204	1X3/4 WILKINS 1UFMX3/4UF2 700XL DUAL CKV LEAD FREE  1Z04R0V10394335976	29.11	EA	349.32	
					STATE SALES TAX - FLORIDA			172.16	
					COUNTY SALES TAX- GULF CO FL			28.69	
							Invoice Amount:	3,070.17	

This Sale is Governed by Consolidated Pipe & Supply's terms & conditions of sale found at [www.Consolidatedpipe.com](http://www.Consolidatedpipe.com)

REMIT TO: DEPT. 3147 P.O. BOX 2153 BIRMINGHAM, AL. 35287-3147  
INVP

LIGHTHOUSE UTILITIES COMPANY, INC.

5700

Rowe Drilling Company, Inc.

4/20/2018

# 9287198  
#9287197

11,838.50  
4,353.00

Capital City Bank

16,191.50



**ROWE DRILLING COMPANY, INC.**  
 7584 W. TENNESSEE ST., P.O. DRAWER 1389  
 TALLAHASSEE, FLORIDA 32302  
 (850) 576-1271 Phone  
 (850) 575-6636 Fax



PLEASE REMIT TO:  
 P.O. DRAWER 1389  
 TALLAHASSEE, FL 32302

**CUSTOMER COPY  
 INVOICE**

**INVOICE NO: 9287198**  
**INVOICE DATE: 2/28/18**  
**CUSTOMER NO: L10003**

**SOLD TO:**  
 Lighthouse Utilities  
 P.O. Box 428  
 Port St. Joe, FL 32457

**SHIP TO:**  
 LUCI 1  
 \_\_\_\_\_  
 \_\_\_\_\_  
 RDC Job No.: 18-700

ORDER NO	DISTRICT	P.O. NUMBER	SHIP VIA	SHIP DATE	TERMS	
		Larry McArtle	RDC TRUCK	2/07/18	DUE UPON RECEIPT	
DESCRIPTION				QTY	PRICE	EXTENSION
Dispatched service crew and pump service rig to remove 40 HP pumping equipment and inspect. Power cable bad. Installed new 40 HP/460v/304SS HD Submersible motor, WS300400L/40 HP/300 GPM Fluid End. Disinfected well and returned to service.				1		\$11,838.50
INVOICES NOT PAID WITHIN TERMS WILL BE SUBJECT TO A FINANCE CHARGE OF 1.5% PER MONTH ON THE PAST DUE BALANCE					SUBTOTAL	\$11,838.50
					SALES TAX	
					DELIVERY	
					<b>INVOICE TOTAL</b>	<b>\$11,838.50</b>

P.O. DRAWER 1389  
 TALLAHASSEE, FL 32302  
 850-576-1271

P.O. DRAWER 2526  
 SAVANNAH, GA 31402  
 912-965-0351

929 N CHARLESTON AVE  
 FORT MEADE, FL 33841  
 863-622-2082



**ROWE DRILLING COMPANY, INC.**  
 7584 W. TENNESSEE ST., P.O. DRAWER 1389  
 TALLAHASSEE, FLORIDA 32302  
 (850) 576-1271 Phone  
 (850) 575-6636 Fax

PLEASE REMIT TO:  
 P.O. DRAWER 1389  
 TALLAHASSEE, FL 32302

**CUSTOMER COPY  
 INVOICE**

**INVOICE NO: 9287197**  
**INVOICE DATE: 2/28/18**  
**CUSTOMER NO: L10003**

**SOLD TO:**  
 Lighthouse Utilities  
 P.O. Box 428  
 Port St. Joe, FL 32457

**SHIP TO:**  
 50 HP Motor  
 \_\_\_\_\_  
 \_\_\_\_\_  
 RDC Job No.: 18-700

ORDER NO	DISTRICT	P.O. NUMBER	SHIP VIA	SHIP DATE	TERMS	
		Larry McArtle	RDC TRUCK	1/19/18	DUE UPON RECEIPT	
DESCRIPTION				QTY	PRICE	EXTENSION
Dispatched service crew to remove VHS 50 HP motor, replace with customer spare motor. Had motor repaired and returned to our stock to hold for them.				1		\$4,353.00
					SUBTOTAL	\$4,353.00
					SALES TAX	
					DELIVERY	
					<b>INVOICE TOTAL</b>	<b>\$4,353.00</b>

INVOICES NOT PAID WITHIN TERMS WILL BE SUBJECT TO A FINANCE CHARGE OF 1.5% PER MONTH ON THE PAST DUE BALANCE

P.O. DRAWER 1389  
 TALLAHASSEE, FL 32302  
 850-576-1271

P.O. DRAWER 2526  
 SAVANNAH, GA 31402  
 912-965-0351

929 N CHARLESTON AVE  
 FORT MEADE, FL 33841  
 863-622-2082

LIGHTHOUSE UTILITIES COMPANY, INC.

5614

Wallace Pump & Supply Inc.

3/7/2018

27145  
26923  
27184  
27300  
27304  
27392  
27403  
27502

1,384.12  
393.00  
757.35  
488.02  
175.45  
129.08  
426.45  
97.58

Capital City Bank

Acct. No. 43802

3,851.05

# Wallace Pump & Supply Company, Inc.

P. O. Box 13517  
Mexico Beach, FL 32410

# Statement

Date
2/28/2018

(850) 648-8161 phone, (850) 648-8875 fax, wallacepump@gmail.com, Operations Manager: Bobby Nobles

To:
Lighthouse Utilities Company, Inc. P. O. Box 428 Port St. Joe, Fl. 32457

Date	Transaction	Amount	Balance		
01/31/2018	Balance forward		2,157.60		
02/06/2018	INV #27145.	1,384.12	3,541.72		
02/08/2018	INV #26923.	393.00	3,934.72		
02/08/2018	INV #27184.	757.35	4,692.07		
02/15/2018	INV #27300.	488.02	5,180.09		
02/15/2018	INV #27304.	175.45	5,355.54		
02/16/2018	PMT #5555.	-2,157.60	3,197.94		
02/21/2018	INV #27392.	129.08	3,327.02		
02/22/2018	INV #27403.	426.45	3,753.47		
02/28/2018	INV #27502.	97.58	3,851.05		
<b>CURRENT</b>					
	<b>1-30 DAYS PAST DUE</b>				
	<b>31-60 DAYS PAST DUE</b>				
	<b>61-90 DAYS PAST DUE</b>				
	<b>OVER 90 DAYS PAST DUE</b>				
	<b>Total Amount Due</b>				
97.58	3,753.47	0.00	<b>0.00</b>	<b>0.00</b>	<b>\$3,851.05</b>

Please tear off stub and send with payment to:  
Wallace Pump & Supply Co., Inc.  
P.O. Box 13517, Mexico Beach, FL 32410

Lighthouse Utilities Company, Inc.  
P. O. Box 428  
Port St. Joe, Fl. 32457  
Account # 43802

<b>Amount Enclosed</b>

Wallace Pump & Supply Company, Inc.

P. O. Box 13517  
 Mexico Beach, FL 32410

# Invoice

Date	Invoice #
2/28/2018	27502

<b>Bill To</b>
Lighthouse Utilities Company, Inc. P. O. Box 428 Port St. Joe, FL 32457

<b>Ship To</b>
Lighthouse Utilities 406 Marina Drive Port St. Joe, FL 32456

P.O. Number	Terms	Rep	Account #	Project	Rec. by:
	Net 30	BN	43802		

Quantity	Item Code	Description	Price Each	Amount
12	15-653-25	653-25 BLUE MARKING PAINT	7.60	91.20T

<b>Subtotal</b>		\$91.20
<b>Sales Tax (7.0%)</b>		\$6.38
<b>Total</b>		\$97.58

Phone #	Fax #	E-mail	Operations Manager: Bobby Nobles
850-648-8161 phone	850-648-8875 fax	wallacepump@gmail.com	

Wallace Pump & Supply Company, Inc.

P. O. Box 13517  
Mexico Beach, FL 32410

# Invoice

Date	Invoice #
2/22/2018	27403

<b>Bill To</b>
Lighthouse Utilities Company, Inc. P. O. Box 428 Port St. Joe, FL 32457

<b>Ship To</b>
Lighthouse Utilities 406 Marina Drive Port St. Joe, FL 32456

P.O. Number	Terms	Rep	Account #	Project	Rec. by:
	Net 30	BL	43802		

Quantity	Item Code	Description	Price Each	Amount
4	15-76100MW-22 ...	76100MW22-1X5/8X3/4 METER X MAK-PAK CURB STOP	59.432	237.73T
200	07-1WSTEP	1" X 100' BLUE ENDOT SERVICE TUBING	0.464	92.80T
2	15-402066308	6 X 1 FIP DSSS	23.424	46.85T
1	15-402045008	4 X 1 FIP DSSS	21.168	21.17T

<b>Subtotal</b>	\$398.55
<b>Sales Tax (7.0%)</b>	\$27.90
<b>Total</b>	\$426.45

Phone #	Fax #	E-mail	Operations Manager: Bobby Nobles
850-648-8161 phone	850-648-8875 fax	wallacepump@gmail.com	



Wallace Pump & Supply Company, Inc.

# Invoice

P. O. Box 13517  
Mexico Beach, FL 32410

Date	Invoice #
2/21/2018	27392

<b>Bill To</b>
Lighthouse Utilities Company, Inc. P. O. Box 428 Port St. Joe, FL 32457

<b>Ship To</b>
Lighthouse Utilities 406 Marina Drive Port St. Joe, FL 32456

P.O. Number	Terms	Rep	Account #	Project	Rec. by:
	Net 30	BN	43802		

Quantity	Item Code	Description	Price Each	Amount
12	15-653-25	653-25 BLUE MARKING PAINT	7.60	91.20T
5	08-LF821R	3/4" PROBITE COUPLING(LF821R)	5.888	29.44T

<b>Subtotal</b>		\$120.64
<b>Sales Tax (7.0%)</b>		\$8.44
<b>Total</b>		\$129.08

Phone #	Fax #	E-mail	Operations Manager: Bobby Nobles
850-648-8161 phone	850-648-8875 fax	wallacepump@gmail.com	

Wallace Pump & Supply Company, Inc.

P. O. Box 13517  
 Mexico Beach, FL 32410

# Invoice

Date	Invoice #
2/15/2018	27304

<b>Bill To</b>
Lighthouse Utilities Company, Inc. P. O. Box 428 Port St. Joe, FL 32457

<b>Ship To</b>
Lighthouse Utilities 406 Marina Drive Port St. Joe, FL 32456

P. O. Number	Terms	Rep	Account #	Project	Rec. by:
	Net 30	BL	43802		

Quantity	Item Code	Description	Price Each	Amount
42	09-PG2	2X21 GALV STEEL PIPE	3.904	163.97

<b>Subtotal</b>		\$163.97
<b>Sales Tax (7.0%)</b>		\$11.48
<b>Total</b>		\$175.45

Phone #	Fax #	E-mail	Operations Manager: Bobby Nobles
850-648-8161 phone	850-648-8875 fax	wallacepump@gmail.com	

Wallace Pump & Supply Company, Inc.

P. O. Box 13517  
Mexico Beach, FL 32410

# Invoice

Date	Invoice #
2/15/2018	27300

Bill To
Lighthouse Utilities Company, Inc. P. O. Box 428 Port St. Joe, FL 32457

Ship To
Lighthouse Utilities 406 Marina Drive Port St. Joe, FL 32456

P.O. Number	Terms	Rep	Account #	Project	Rec. by:
	Net 30	BL	43802		

Quantity	Item Code	Description	Price Each	Amount
4	08-L904	4 SXS SCH 40 90 ELL	7.232	28.93T
4	08-L45404	4in SXS SCH 40 45 ELL PVC	9.408	37.63T
20	07-4DWV20	4in SCH 40 PVC PE DWV PIPE 20R	1.744	34.88T
1	08-1736S	1 QT PVC HVY BODIED GRAY CEMENT	13.264	13.26T
1	15-402045007	4 X 3/4 AWWA DSSS	21.168	21.17T
1	15-747012234	3/4AWWA X COMP MACPAK PLUG VALVE	31.60	31.60T
2	15-101-0450-12	101-0450-12 JCM UNIVERSAL CLAMP COUPLING	91.8224	183.64T
2	03-S49-005	S49005 EZ-STROKE HAND SAW	17.072	34.14T
4	03-S49-006	S49006 EZ-STROKE HAND SAW BLADE	9.624	38.50T
3	15-653-25	653-25 BLUE MARKING PAINT	7.60	22.80T
2	01-014100	014100 10 MIL PIPE WRAP TAPE HARVEY	4.768	9.54T

<b>Subtotal</b>	\$456.09
<b>Sales Tax (7.0%)</b>	\$31.93
<b>Total</b>	\$488.02

Phone #	Fax #	E-mail	Operations Manager: Bobby Nobles
850-648-8161 phone	850-648-8875 fax	wallacepump@gmail.com	

Wallace Pump & Supply Company, Inc.

P. O. Box 13517  
Mexico Beach, FL 32410

# Invoice

Date	Invoice #
2/8/2018	27184

<b>Bill To</b>
Lighthouse Utilities Company, Inc. P. O. Box 428 Port St. Joe, FL 32457

<b>Ship To</b>
Lighthouse Utilities 406 Marina Drive Port St. Joe, FL 32456

P.O. Number	Terms	Rep	Account #	Project	Rec. by:
	Net 30	BL	43802		

Quantity	Item Code	Description	Price Each	Amount
2	15-402045008	4 X 1 FIP DSSS	21.168	42.34T
2	15-402066308	6 X 1 FIP DSSS	23.424	46.85T
4	15-74704221	1inMIP X MACPAK PLUG VALVE	47.808	191.23T
300	07-1WSTEP	1" X 100' BLUE ENDOT SERVICE TUBING	0.464	139.20T
5	08-LF831	1" PRORBITE COUPLING(LF831)	9.88	49.40T
1	15-10104506	4 X 6 PVC UCC	55.144	55.14T
2	15-101-0450-12	101-0450-12 JCM UNIVERSAL CLAMP COUPLING	91.8224	183.64T

<b>Subtotal</b>		\$707.80
<b>Sales Tax (7.0%)</b>		\$49.55
<b>Total</b>		\$757.35

Phone #	Fax #	E-mail	Operations Manager: Bobby Nobles
850-648-8161 phone	850-648-8875 fax	wallacepump@gmail.com	

Wallace Pump & Supply Company, Inc.

P. O. Box 13517  
Mexico Beach, FL 32410

# Invoice

Date	Invoice #
2/8/2018	26923

<b>Bill To</b>
Lighthouse Utilities Company, Inc. P. O. Box 428 Port St. Joe, Fl. 32457

<b>Ship To</b>
Lighthouse Utilities 406 Marina Drive Port St. Joe, FL 32456

P.O. Number	Terms	Rep	Account #	Project	Rec. by:
	Net 30	BN	43802		

Quantity	Item Code	Description	Price Each	Amount
4	15-101-0450-12	101-0450-12 JCM UNIVERSAL CLAMP COUPLING	91.8224	367.29T

<b>Subtotal</b>		\$367.29
<b>Sales Tax (7.0%)</b>		\$25.71
<b>Total</b>		\$393.00

Phone #	Fax #	E-mail	Operations Manager: Bobby Nobles
850-648-8161 phone	850-648-8875 fax	wallacepump@gmail.com	

Wallace Pump & Supply Company, Inc.

P. O. Box 13517  
 Mexico Beach, FL 32410

# Invoice

Date	Invoice #
2/6/2018	27145

<b>Bill To</b>
Lighthouse Utilities Company, Inc. P. O. Box 428 Port St. Joe, FL 32457

<b>Ship To</b>
Lighthouse Utilities 406 Marina Drive Port St. Joe, FL 32456

P.O. Number	Terms	Rep	Account #	Project	Rec. by:
	Net 30	BL	43802		

Quantity	Item Code	Description	Price Each	Amount
100	07-1WSTEP	1" X 100' BLUE ENDOT SERVICE TUBING	0.464	46.40T
12	15-76100MW2234	3/4MTRX5/8X3/4AMKPAK CURB STOP ***	44.408	532.90T
6	15-76100MW22	1MTERX1X1MAKPAK CURB STOP ***	100.416	602.50T
6	15-OBYS22	1MP X 3/4MP X 3/4MP Y BRANCH	15.784	94.70T
1	03-S49-005	S49005 EZ-STROKE HAND SAW	17.072	17.07T

<b>Subtotal</b>		\$1,293.57
<b>Sales Tax (7.0%)</b>		\$90.55
<b>Total</b>		\$1,384.12

Phone #	Fax #	E-mail	Operations Manager: Bobby Nobles
850-648-8161 phone	850-648-8875 fax	wallacepump@gmail.com	

**LIGHTHOUSE UTILITIES COMPANY, INC.**

**5680**

Wallace Pump & Supply Inc.

4/11/2018

27653  
27721  
27722  
27798  
27849  
27850

384.56  
1,215.83  
775.85  
593.92  
581.22  
933.78

Capital City Bank

Acct. No. 43802

4,485.16

# Wallace Pump & Supply Company, Inc.

# Statement

P. O. Box 13517  
Mexico Beach, FL 32410

Date
4/2/2018

(850) 648-8161 phone, (850) 648-8875 fax, wallacepump@gmail.com, Operations Manager: Bobby Nobles

To:
Lighthouse Utilities Company, Inc. P. O. Box 428 Port St. Joe, Fl. 32457

Date	Transaction	Amount	Balance		
02/28/2018	Balance forward		3,851.05		
03/09/2018	INV #27653.	384.56	4,235.61		
03/09/2018	PMT #5614.	-3,851.05	384.56		
03/13/2018	INV #27717. VOID:	0.00	384.56		
03/13/2018	INV #27721.	1,215.83	1,600.39		
03/13/2018	INV #27722.	775.85	2,376.24		
03/19/2018	INV #27798.	593.92	2,970.16		
03/21/2018	INV #27849.	581.22	3,551.38		
03/21/2018	INV #27850.	933.78	4,485.16		
<b>CURRENT</b>	<b>1-30 DAYS PAST DUE</b>	<b>31-60 DAYS PAST DUE</b>	<b>61-90 DAYS PAST DUE</b>	<b>OVER 90 DAYS PAST DUE</b>	<b>Total Amount Due</b>
0.00	4,485.16	0.00	<b>0.00</b>	<b>0.00</b>	<b>\$4,485.16</b>

Please tear off stub and send with payment to:  
Wallace Pump & Supply Co., Inc.  
P.O. Box 13517, Mexico Beach, FL 32410

Lighthouse Utilities Company, Inc.  
P. O. Box 428  
Port St. Joe, Fl. 32457  
Account # 43802

<b>Amount Enclosed</b>



Wallace Pump & Supply Company, Inc.

P. O. Box 13517  
Mexico Beach, FL 32410

# Invoice

Date	Invoice #
3/21/2018	27850

<b>Bill To</b>
Lighthouse Utilities Company, Inc. P. O. Box 428 Port St. Joe, Fl. 32457

<b>Ship To</b>
Lighthouse Utilities 406 Marina Drive Port St. Joe, FL 32456

P.O. Number	Terms	Rep	Account #	Project	Rec. by:
	Net 30	BL	43802		

Quantity	Item Code	Description	Price Each	Amount
20	15-D1200-DICIR...	D1200-DICIRLID PLASTIC METER BOX LID W/CI RDR LID	11.088	221.76T
20	15-D1200-DICIR	D1200-DICIR PLASTIC METER BOX W/CI READER LID	19.224	384.48T
6	15-76100MW2234	3/4MTRX5/8X3/4AMKPAK CURB STOP ***	44.408	266.45T

<b>Subtotal</b>		\$872.69
<b>Sales Tax (7.0%)</b>		\$61.09
<b>Total</b>		\$933.78

Phone #	Fax #	E-mail	Operations Manager: Bobby Nobles
850-648-8161 phone	850-648-8875 fax	wallacepump@gmail.com	

Wallace Pump & Supply Company, Inc.

P. O. Box 13517  
 Mexico Beach, FL 32410

# Invoice

Date	Invoice #
3/21/2018	27849

<b>Bill To</b>
Lighthouse Utilities Company, Inc. P. O. Box 428 Port St. Joe, Fl. 32457

<b>Ship To</b>
Lighthouse Utilities 406 Marina Drive Port St. Joe, FL 32456

P.O. Number	Terms	Rep	Account #	Project	Rec. by:
	Net 30	BL	43802		

Quantity	Item Code	Description	Price Each	Amount
2	15-106-0663	JCM 106-0663 BELL JOINT LEAK CLAMP	142.40	284.80T
2	15-106-0450	106-0450 BELL JOINT LEAK CLAMP FOR PVC	129.20	258.40T

<b>Subtotal</b>		\$543.20
<b>Sales Tax (7.0%)</b>		\$38.02
<b>Total</b>		\$581.22

Phone #	Fax #	E-mail	Operations Manager: Bobby Nobles
850-648-8161 phone	850-648-8875 fax	wallaccpump@gmail.com	

Wallace Pump & Supply Company, Inc.

# Invoice

P. O. Box 13517  
Mexico Beach, FL 32410

Date	Invoice #
3/19/2018	27798

<b>Bill To</b>
Lighthouse Utilities Company, Inc. P. O. Box 428 Port St. Joe, FL 32457

<b>Ship To</b>
Lighthouse Utilities 406 Marina Drive Port St. Joe, FL 32456

P.O. Number	Terms	Rep	Account #	Project	Rec. by:
	Net 30	AN	43802		

Quantity	Item Code	Description	Price Each	Amount
600	07-2PVC40	2in SCH 40 PVC BE PIPE 20ft	0.632	379.20T
5	08-2L90-80S	2in SCH 80 90 ELL	3.40	17.00T
4	08-2L45-80S	2in SCH 80 45 ELL	8.016	32.06T
5	08-2FA80ST	2in PVC SCH 80 FE ADAPTER	8.88	44.40T
5	08-2MA80ST	2in SCH 80 MALE ADAPTER	7.24	36.20T
4	09-GM45L2I	ELL GALV 45 2in water plant office in money bayou just outside the gate on the right	11.552	46.21T

<b>Subtotal</b>	\$555.07
<b>Sales Tax (7.0%)</b>	\$38.85
<b>Total</b>	\$593.92

Phone #	Fax #	E-mail	Operations Manager: Bobby Nobles
850-648-8161 phone	850-648-8875 fax	wallacepump@gmail.com	

Wallace Pump & Supply Company, Inc.

P. O. Box 13517  
 Mexico Beach, FL 32410

# Invoice

Date	Invoice #
3/13/2018	27722

Bill To
Lighthouse Utilities Company, Inc. P. O. Box 428 Port St. Joe, FL 32457

Ship To
Lighthouse Utilities 406 Marina Drive Port St. Joe, FL 32456

P.O. Number	Terms	Rep	Account #	Project	Rec. by:
	Net 30	BN	43802		

Quantity	Item Code	Description	Price Each	Amount
4	15-7475322 2	2MPT X 2MACPAK MALE SER CPL	72.464	289.86T
4	15-74754-22 2	74754-22 2" CTS MAK-PAK FEMALE ADAPTER	71.608	286.43T
100	07-2WSTEP	2in CTS ENDO PURE SERVICE TUBING	1.488	148.80T

<b>Subtotal</b>		\$725.09
<b>Sales Tax (7.0%)</b>		\$50.76
<b>Total</b>		\$775.85

Phone #	Fax #	E-mail	Operations Manager: Bobby Nobles
850-648-8161 phone	850-648-8875 fax	wallacepump@gmail.com	

Wallace Pump & Supply Company, Inc.

P. O. Box 13517  
Mexico Beach, FL 32410

# Invoice

Date	Invoice #
3/13/2018	27721

Bill To
Lighthouse Utilities Company, Inc. P. O. Box 428 Port St. Joe, FL 32457

Ship To
Lighthouse Utilities 406 Marina Drive Port St. Joe, FL 32456

P.O. Number	Terms	Rep	Account #	Project	Rec. by:
	Net 30	BN	43802		

Quantity	Item Code	Description	Price Each	Amount
4	15-653-25	653-25 BLUE MARKING PAINT	7.60	30.40T
5	15-652-10	WHITE MARKING PAINT 20oz (652-10)	5.32	26.60T
2	08-2436S	1 QT TURF TITE CEMENT	13.568	27.14T
2	08-8736S	1 QT PVC PURPLE PRIMER	13.304	26.61T
1	15-402066314	6 X 2 FIP DSSS	29.768	29.77T
1	15-76101W2	2FIPX2X2FIP CURB STOP	247.296	247.30T
1	15-74620 2	2in METER CP & NUT	59.152	59.15T
1	15-73131B2	2inMIP X MIP BALL VALVE	215.704	215.70T
2	09-2" brass 90	2" brass 90	16.12	32.24T
1	15-D1500-DIRB	D1500 DIRB WTR MTR BOX MIDDLE SIZE	45.20	45.20T
2	15-74753-44 2	74753-44 2" IPS MALE ADAPTER	85.568	171.14T
2	15-74754-44 2	74754-44 2" FEMALE ADAPTER	98.344	196.69T
8	15-6138 2	6138 2" SS INSERT FOR IPS SDR11 PIPE	3.544	28.35T

<b>Subtotal</b>		\$1,136.29
<b>Sales Tax (7.0%)</b>		\$79.54
<b>Total</b>		\$1,215.83

Phone #	Fax #	E-mail	Operations Manager: Bobby Nobles
850-648-8161 phone	850-648-8875 fax	wallacepump@gmail.com	

Wallace Pump & Supply Company, Inc.

# Invoice

P. O. Box 13517  
Mexico Beach, FL 32410

Date	Invoice #
3/9/2018	27653

<b>Bill To</b>
Lighthouse Utilities Company, Inc. P. O. Box 428 Port St. Joe, Fl. 32457

<b>Ship To</b>
Lighthouse Utilities 406 Marina Drive Port St. Joe, FL 32456

P.O. Number	Terms	Rep	Account #	Project	Rec. by:
	Net 30	BL	43802		

Quantity	Item Code	Description	Price Each	Amount
2	09-GSN2XCL	NIPPLE GALV 2 X CL	3.336	6.67T
2	09-2BNCL	2 X CL BRASS NIPPLE	11.92	23.84T
2	09-GMU2I	UNION GALV GJ 2in	22.384	44.77T
2	09-GMC2I	CPL GALV STEEL 2in	9.168	18.34T
1	12-507SB	2 1/2 SIMMONS BRASS CK VALVE LEAD FREE	210.376	210.38T
1	12-506SB	2in SIMMONS BRASS CK VALVE LEAD FREE	55.40	55.40T

<b>Subtotal</b>		\$359.40
<b>Sales Tax (7.0%)</b>		\$25.16
<b>Total</b>		\$384.56

Phone #	Fax #	E-mail	Operations Manager: Bobby Nobles
850-648-8161 phone	850-648-8875 fax	wallacepump@gmail.com	

# **Attachment 2**

# Holland & Knight

P.O. Box 864084 | Orlando, FL 32886-4084  
Email [accountservices@hklaw.com](mailto:accountservices@hklaw.com) | T 813.901.4180  
Holland & Knight LLP | [www.hklaw.com](http://www.hklaw.com) | EIN 59-0663819

Mr. Jay Rish  
President  
Lighthouse Utilities Company, Inc.  
P. O. Box 428  
Port St. Joe, FL 32457-0428

March 14, 2018  
Invoice: 5642999

**TERMS: DUE ON RECEIPT**

## REMITTANCE COPY

Our Matter: 137205.00001  
FPSC regulatory issues

FEES FOR PROFESSIONAL SERVICES:	\$	850.00
<b>TOTAL DUE THIS INVOICE:</b>	<b>(US Dollars)</b>	<b>\$ <u>850.00</u></b>

*To expedite processing of your payment, please return remittance page(s) or include your Matter number(s) or invoice number(s) with your payment.*

### WIRE TRANSFER INFORMATION:

#### Domestic and International Wires

Please indicate our Invoice Number as reference in your wire transfer

Wells Fargo Bank NA  
420 Montgomery Street, San Francisco, CA 94104-1207  
ABA [REDACTED]  
Account # [REDACTED]

Swift Routing Number: [REDACTED] (for international wires)

**For Credit to: Holland & Knight, LLP**

#### PLEASE REMIT TO:

**Holland & Knight LLP**  
**PO Box 864084**  
**Orlando, FL 32886-4084**

#### If You Wish to Overnight Payment:

Holland & Knight LLP, Suite 864084  
11050 Lake Underhill Road  
Orlando, FL 32825-5016



# Holland & Knight

P.O. Box 864084 | Orlando, FL 32886-4084  
Email [accountservices@hklaw.com](mailto:accountservices@hklaw.com) | T 813.901.4180  
Holland & Knight LLP | [www.hklaw.com](http://www.hklaw.com) | EIN 59-0663819

Mr. Jay Rish  
President  
Lighthouse Utilities Company, Inc.  
P. O. Box 428  
Port St. Joe, FL 32457-0428

March 14, 2018  
Invoice: 5642999  
Page 1

**TERMS: DUE ON RECEIPT**

For professional services rendered through February 28, 2018 in connection with the following:

Our Matter: 137205.00001  
FPSC regulatory issues

<u>Date</u>	<u>Professional</u>	<u>Description</u>	<u>Hours</u>	<u>Rate</u>	<u>Amount</u>
2/2/18	D B. May	Multiple phone calls with Florida Public Service Commission.	0.50	425.00	212.50
2/7/18	D B. May	Call from client.	0.30	425.00	127.50
2/12/18	D B. May	Call from Florida Public Service Commission.	0.30	425.00	127.50
2/13/18	D B. May	Call from client.	0.20	425.00	85.00
2/28/18	D B. May	Call from Jay Rish regarding well failure; phone conference with Florida Public Service Commission staff; analyze issues associated with limited proceedings.	0.70	425.00	297.50
TOTAL FEES FOR PROFESSIONAL SERVICES:				\$	<u>850.00</u>

## Professional Summary through February 28, 2018:

<u>Professional</u>	<u>Title</u>	<u>Hours</u>	<u>Rate</u>	<u>Amount</u>
D B. May	Partner	2.00	425.00	<u>850.00</u>
				<b>850.00</b>

FEES FOR PROFESSIONAL SERVICES: \$ 850.00  
**TOTAL DUE THIS INVOICE: (US Dollars) \$ 850.00**

# Holland & Knight

P.O. Box 864084 | Orlando, FL 32886-4084  
Email [accountservices@hklaw.com](mailto:accountservices@hklaw.com) | T 813.901.4180  
Holland & Knight LLP | [www.hklaw.com](http://www.hklaw.com) | EIN 59-0663819

Mr. Jay Rish  
President  
Lighthouse Utilities Company, Inc.  
P. O. Box 428  
Port St. Joe, FL 32457-0428

April 24, 2018  
Invoice: 5659706

**TERMS: DUE ON RECEIPT**

## REMITTANCE COPY

Our Matter: 137205.00001  
FPSC regulatory issues

FEES FOR PROFESSIONAL SERVICES:	\$	3,272.50
<b>TOTAL DUE THIS INVOICE:</b>	<b>(US Dollars)</b>	<b>\$ <u>3,272.50</u></b>

*To expedite processing of your payment, please return remittance page(s) or include your Matter number(s) or invoice number(s) with your payment.*

### WIRE TRANSFER INFORMATION:

#### Domestic and International Wires

Please indicate our Invoice Number as reference in your wire transfer

Wells Fargo Bank NA  
420 Montgomery Street, San Francisco, CA 94104-1207  
ABA [REDACTED]  
Account # [REDACTED]

Swift Routing Number: [REDACTED] (for international wires)

**For Credit to: Holland & Knight, LLP**

### PLEASE REMIT TO:

**Holland & Knight LLP**  
**PO Box 864084**  
**Orlando, FL 32886-4084**

### If You Wish to Overnight Payment:

Holland & Knight LLP, Suite 864084  
11050 Lake Underhill Road  
Orlando, FL 32825-5016

# Holland & Knight

P.O. Box 864084 | Orlando, FL 32886-4084  
Email [accounts@hklaw.com](mailto:accounts@hklaw.com) | T 813.901.4180  
Holland & Knight LLP | [www.hklaw.com](http://www.hklaw.com) | EIN 59-0663819

Mr. Jay Rish  
President  
Lighthouse Utilities Company, Inc.  
P. O. Box 428  
Port St. Joe, FL 32457-0428

April 24, 2018  
Invoice: 5659706  
Page 1

**TERMS: DUE ON RECEIPT**

For professional services rendered through March 31, 2018 in connection with the following:

Our Matter: 137205.00001  
FPSC regulatory issues

<u>Date</u>	<u>Professional</u>	<u>Description</u>	<u>Hours</u>	<u>Rate</u>	<u>Amount</u>
3/1/18	D B. May	Phone conference with Florida Public Service Commission staff regarding emergency/expedited limited proceeding to recover additional wholesale water calls from City of Port St. Joe.	0.40	425.00	170.00
3/2/18	D B. May	Call from Florida Public Service Commission staff.	0.30	425.00	127.50
3/5/18	D B. May	Call from Florida Public Service Commission legal staff regarding limited proceeding issues; analyze opportunity for limited proceeding; analyze risks and benefits.	1.10	425.00	467.50
3/7/18	D B. May	Call from Florida Public Service Commission counsel.	0.40	425.00	170.00
3/12/18	D B. May	Phone conference with Jay Rish regarding pass through issues; analyze new purchased water costs resulting from City of Port St. Joe's rates.	0.70	425.00	297.50
3/13/18	D B. May	Continue to analyze issues associated with pass through of purchased water; call with Michael McKenzie.	0.80	425.00	340.00
3/14/18	D B. May	Review limited proceeding issues.	0.90	425.00	382.50
3/15/18	D B. May	Call from Florida Public Service Commission regarding limited proceeding.	0.20	425.00	85.00
3/19/18	D B. May	Prepare email to client and accountant	0.30	425.00	127.50

Mr. Jay Rish  
 137205.00001

<u>Date</u>	<u>Professional</u>	<u>Description</u>	<u>Hours</u>	<u>Rate</u>	<u>Amount</u>
		regarding pass-through provisions and applicability thereof.			
3/20/18	D B. May	Review correspondence from Mike McKenzie.	0.30	425.00	127.50
3/21/18	D B. May	Call from Mike McKenzie.	0.30	425.00	127.50
3/23/18	D B. May	Review correspondence from Mike McKenzie.	0.20	425.00	85.00
3/26/18	D B. May	Prepare for and participate in conference call with Michael McKenzie and Jay Rish concerning limited proceeding and public hearing regarding SRF loan; review correspondence from Florida Public Service Commission; review rule regarding pass-through; analyze City of Port St. Joe rate issue.	1.10	425.00	467.50
3/27/18	D B. May	Research and analysis regarding limited proceeding issues.	0.20	425.00	85.00
3/28/18	D B. May	Call from Florida Public Service Commission.	0.20	425.00	85.00
3/30/18	D B. May	Continue to review limited proceeding format; review correspondence from Michael McKenzie regarding annual report.	0.30	425.00	127.50
TOTAL FEES FOR PROFESSIONAL SERVICES:				\$	3,272.50

**Professional Summary through March 31, 2018:**

<u>Professional</u>	<u>Title</u>	<u>Hours</u>	<u>Rate</u>	<u>Amount</u>
D B. May	Partner	7.70	425.00	3,272.50
FEES FOR PROFESSIONAL SERVICES:			\$	3,272.50
<b>TOTAL DUE THIS INVOICE:</b>			<b>(US Dollars)</b>	<b>3,272.50</b>

Mr. Jay Rish  
137205.00001

# Holland & Knight

P.O. Box 864084 | Orlando, FL 32886-4084  
Email [accountservices@hklaw.com](mailto:accountservices@hklaw.com) | T 813.901.4180  
Holland & Knight LLP | [www.hklaw.com](http://www.hklaw.com) | EIN 59-0663819

Mr. Jay Rish  
President  
Lighthouse Utilities Company, Inc.  
P. O. Box 428  
Port St. Joe, FL 32457-0428

May 23, 2018  
Invoice: 5673219

**TERMS: DUE ON RECEIPT**

## REMITTANCE COPY

Our Matter: 137205.00001  
FPSC regulatory issues

FEES FOR PROFESSIONAL SERVICES:	\$	552.50
<b>TOTAL DUE THIS INVOICE:</b>	<b>(US Dollars)</b>	<b>\$ <u>552.50</u></b>

*To expedite processing of your payment, please return remittance page(s) or include your Matter number(s) or invoice number(s) with your payment.*

### WIRE TRANSFER INFORMATION:

#### Domestic and International Wires

Please indicate our Invoice Number as reference in your wire transfer

Wells Fargo Bank NA  
420 Montgomery Street, San Francisco, CA 94104-1207  
ABA # [REDACTED]  
Account # [REDACTED]

Swift Routing Number: [REDACTED] (for international wires)

**For Credit to: Holland & Knight, LLP**

#### PLEASE REMIT TO:

**Holland & Knight LLP**  
**PO Box 864084**  
**Orlando, FL 32886-4084**

#### If You Wish to Overnight Payment:

Holland & Knight LLP, Suite 864084  
11050 Lake Underhill Road  
Orlando, FL 32825-5016

# Holland & Knight

P.O. Box 864084 | Orlando, FL 32886-4084  
Email [accountservices@hklaw.com](mailto:accountservices@hklaw.com) | T 813.901.4180  
Holland & Knight LLP | [www.hklaw.com](http://www.hklaw.com) | EIN 59-0663819

Mr. Jay Rish  
President  
Lighthouse Utilities Company, Inc.  
P. O. Box 428  
Port St. Joe, FL 32457-0428

May 23, 2018  
Invoice: 5673219  
Page 1

**TERMS: DUE ON RECEIPT**

For professional services rendered through April 30, 2018 in connection with the following:

Our Matter: 137205.00001  
FPSC regulatory issues

<u>Date</u>	<u>Professional</u>	<u>Description</u>	<u>Hours</u>	<u>Rate</u>	<u>Amount</u>
4/2/18	D B. May	Call from Florida Public Service Commission.	0.20	425.00	85.00
4/3/18	D B. May	Call from client.	0.20	425.00	85.00
4/4/18	D B. May	Call from Florida Public Service Commission.	0.20	425.00	85.00
4/6/18	D B. May	Continue to develop limited proceeding application; review correspondence from Mike McKenzie.	0.40	425.00	170.00
4/12/18	D B. May	Call from client.	0.30	425.00	127.50
TOTAL FEES FOR PROFESSIONAL SERVICES:				\$	<u>552.50</u>

## Professional Summary through April 30, 2018:

<u>Professional</u>	<u>Title</u>	<u>Hours</u>	<u>Rate</u>	<u>Amount</u>
D B. May	Partner	1.30	425.00	<u>552.50</u>
				<b>552.50</b>

FEES FOR PROFESSIONAL SERVICES: \$ 552.50  
**TOTAL DUE THIS INVOICE:** (US Dollars) \$ **552.50**

# Holland & Knight

P.O. Box 864084 | Orlando, FL 32886-4084  
Email [accountservices@hklaw.com](mailto:accountservices@hklaw.com) | T 813.901.4180  
Holland & Knight LLP | [www.hklaw.com](http://www.hklaw.com) | EIN 59-0663819

Mr. Jay Rish  
President  
Lighthouse Utilities Company, Inc.  
P. O. Box 428  
Port St. Joe, FL 32457-0428

October 26, 2018  
Invoice: 5740318

**TERMS: DUE ON RECEIPT**

## REMITTANCE COPY

Our Matter: 137205.00001  
FPSC regulatory issues

FEES FOR PROFESSIONAL SERVICES:	\$	6,757.50
<b>TOTAL DUE THIS INVOICE:</b>	<b>(U.S. Dollar)</b>	<b>\$ <u>6,757.50</u></b>

*To expedite processing of your payment, please return remittance page(s) or include your Matter number(s) or invoice number(s) with your payment.*

### WIRE TRANSFER INFORMATION:

#### Domestic and International Wires

Please indicate our Invoice Number as reference in your wire transfer

Wells Fargo Bank NA  
420 Montgomery Street, San Francisco, CA 94104-1207  
ABA # [REDACTED]  
Account # [REDACTED]

Swift Routing Number: [REDACTED] (for international wires)

**For Credit to: Holland & Knight, LLP**

#### PLEASE REMIT TO:

**Holland & Knight LLP  
PO Box 864084  
Orlando, FL 32886-4084**

#### If You Wish to Overnight Payment:

Holland & Knight LLP, Suite 864084  
11050 Lake Underhill Road  
Orlando, FL 32825-5016



# Holland & Knight

P.O. Box 864084 | Orlando, FL 32886-4084  
Email [accountservices@hklaw.com](mailto:accountservices@hklaw.com) | T 813.901.4180  
Holland & Knight LLP | [www.hklaw.com](http://www.hklaw.com) | EIN 59-0663819

Mr. Jay Rish  
President  
Lighthouse Utilities Company, Inc.  
P. O. Box 428  
Port St. Joe, FL 32457-0428

October 26, 2018  
Invoice: 5740318  
Page 1

**TERMS: DUE ON RECEIPT**

For professional services rendered through September 30, 2018 in connection with the following:

Our Matter: 137205.00001  
FPSC regulatory issues

<u>Date</u>	<u>Professional</u>	<u>Description</u>	<u>Hours</u>	<u>Rate</u>	<u>Amount</u>
7/20/18	D B. May	Call from Florida Public Service Commission; review correspondence; call from accountant.	0.40	425.00	170.00
8/7/18	D B. May	Call from Florida Public Service Commission.	0.30	425.00	127.50
9/4/18	D B. May	Call from Jay Rish.	0.30	425.00	127.50
9/12/18	D B. May	Continue to review issues associated with limited proceeding; call from Florida Public Service Commission staff.	1.60	425.00	680.00
9/14/18	D B. May	Phone conference with Michael McKenzie regarding limited proceeding; call from Florida Public Service Commission.	0.60	425.00	255.00
9/17/18	D B. May	Multiple phone calls with PSC staff.	0.40	425.00	170.00
9/17/18	D B. May	Call with Michael McKenzie.	0.30	425.00	127.50
9/18/18	D B. May	Extended phone conference with Andrew Maurey; prepare correspondence to Mike McKenzie; call from client.	0.70	425.00	297.50
9/19/18	D B. May	Continue to prepare petition for limited proceeding; review correspondence from Florida Public Service Commission and Florida Department of Environmental Protection; call from Andrew Maurey.	0.70	425.00	297.50
9/20/18	D B. May	Continue to prepare limited proceeding petition.	1.50	425.00	637.50
9/21/18	D B. May	Review project description supplied by	1.50	425.00	637.50

Mr. Jay Rish  
137205.00001

<u>Date</u>	<u>Professional</u>	<u>Description</u>	<u>Hours</u>	<u>Rate</u>	<u>Amount</u>
		Dewberry engineers; begin to compile exhibits for limited proceeding application; call from Florida Public Service Commission counsel regarding protocol for filing.			
9/24/18	D B. May	Review project description supplied by Dewberry engineers; begin to compile limited petition application.	0.20	425.00	85.00
9/25/18	D B. May	Continue to prepare petition for limited proceeding; extended phone conference with Michael McKenzie and Dina Baustista; continue to prepare schedules; continue to prepare exhibits; prepare affidavit; call from Jay Rish regarding affidavit and filing fee.	3.70	425.00	1,572.50
9/26/18	D B. May	Multiple phone calls with Michael McKenzie; phone conference with Dina Baustista; continue to prepare petition for limited proceeding; continue to review and revise schedules and exhibits attached thereto; review correspondence from Jay Rish.	3.70	425.00	1,572.50
TOTAL FEES FOR PROFESSIONAL SERVICES:				\$	6,757.50

**Professional Summary through September 30, 2018:**

<u>Professional</u>	<u>Title</u>	<u>Hours</u>	<u>Rate</u>	<u>Amount</u>
D B. May	Partner	15.90	425.00	6,757.50
				<b>6,757.50</b>
FEES FOR PROFESSIONAL SERVICES:			\$	6,757.50
<b>TOTAL DUE THIS INVOICE:</b>			<b>(U.S. Dollar)</b>	<b>\$ 6,757.50</b>

# Holland & Knight

P.O. Box 864084 | Orlando, FL 32886-4084  
Email [accountservices@hklaw.com](mailto:accountservices@hklaw.com) | T 813.901.4180  
Holland & Knight LLP | [www.hklaw.com](http://www.hklaw.com) | EIN 59-0663819

Mr. Jay Rish  
President  
Lighthouse Utilities Company, Inc.  
P. O. Box 428  
Port St. Joe, FL 32457-0428

November 14, 2018  
Invoice: 5749962

**TERMS: DUE ON RECEIPT**

## REMITTANCE COPY

Our Matter: 137205.00001  
FPSC regulatory issues

FEES FOR PROFESSIONAL SERVICES:	\$	2,720.00
REIMBURSABLE COSTS:	\$	37.44

<b>TOTAL DUE THIS INVOICE:</b>	<b>(U.S. Dollar)</b>	<b>\$</b>	<b>2,757.44</b>
--------------------------------	----------------------	-----------	-----------------

*Holland & Knight kindly thanks you for your business and prompt payment.*

**To expedite processing of your payment, please include the matter number(s) or invoice number(s) with your payment.**

**Wire:**

Wells Fargo Bank N.A.  
Holland & Knight LLP  
420 Montgomery Street  
San Francisco, CA 94104-1207  
Routing/ABA # [REDACTED]  
Account # [REDACTED]

Swift Routing Number: [REDACTED]  
(for international wires)

**ACH:**

Holland & Knight LLP  
Wells Fargo Bank N.A.  
Routing/ABA [REDACTED]  
Account [REDACTED]  
CTX format is preferred.

**Mail:**

Holland & Knight LLP  
P.O. Box 864084  
Orlando, FL 32886-4084

**For Overnight Express  
(UPS, FedEx, etc.) or  
Courier Delivery:**

Holland & Knight LLP  
Suite 864084  
11050 Lake Underhill Road  
Orlando, FL 32825-5016

For payment questions: [account.services@hklaw.com](mailto:account.services@hklaw.com) / 813-901-4180

# Holland & Knight

P.O. Box 864084 | Orlando, FL 32886-4084  
Email [accountservices@hklaw.com](mailto:accountservices@hklaw.com) | T 813.901.4180  
Holland & Knight LLP | [www.hklaw.com](http://www.hklaw.com) | EIN 59-0663819

Mr. Jay Rish  
President  
Lighthouse Utilities Company, Inc.  
P. O. Box 428  
Port St. Joe, FL 32457-0428

November 14, 2018  
Invoice: 5749962  
Page 1

**TERMS: DUE ON RECEIPT**

For professional services rendered through October 31, 2018 in connection with the following:

Our Matter: 137205.00001  
FPSC regulatory issues

<u>Date</u>	<u>Professional</u>	<u>Description</u>	<u>Hours</u>	<u>Rate</u>	<u>Amount</u>
10/2/18	D B. May	Analyze issues associated with late-filed exhibits and possible additional clarifications to petition for limited proceeding; prepare correspondence to client regarding same.	0.60	425.00	255.00
10/3/18	D B. May	Continue to prepare and update late-filed exhibits; call from client.	0.80	425.00	340.00
10/4/18	D B. May	Continue to prepare late-filed exhibits; call regarding secondary water quality complaints; call from Michael McKenzie.	1.60	425.00	680.00
10/17/18	D B. May	Call from Florida Public Service Commission counsel.	0.30	425.00	127.50
10/18/18	D B. May	Call from Andrew Maurey regarding status of limited proceeding.	0.30	425.00	127.50
10/19/18	D B. May	Call from Florida Public Service Commission counsel regarding limited proceeding; call from Jay Rish.	0.50	425.00	212.50
10/23/18	D B. May	Conference call with Andrew Maurey and call from Jay Rish.	0.40	425.00	170.00
10/25/18	D B. May	Call from Florida Department of Environmental Protection; call from Florida Public Service Commission.	0.40	425.00	170.00
10/30/18	D B. May	Review deficiency letter; prepare correspondence to client; develop strategic outline for proceeding forward on limited	0.90	425.00	382.50

# Holland & Knight

November 14, 2018

Invoice: 5749962

Page 2

Mr. Jay Rish  
137205.00001

<u>Date</u>	<u>Professional</u>	<u>Description</u>	<u>Hours</u>	<u>Rate</u>	<u>Amount</u>
		proceeding; weigh alternative to full-blown rate case; cost benefit analysis regarding same.			
10/31/18	D B. May	Phone conference with Michael McKenzie and Jay Rish regarding petition/application for limited proceeding.	0.60	425.00	255.00
TOTAL FEES FOR PROFESSIONAL SERVICES:				\$	2,720.00

## Professional Summary through October 31, 2018:

<u>Professional</u>	<u>Title</u>	<u>Hours</u>	<u>Rate</u>	<u>Amount</u>
D B. May	Partner	6.40	425.00	2,720.00
				<u>2,720.00</u>

## Reimbursable costs through October 31, 2018:

<u>Date</u>	<u>Description</u>	<u>Amount</u>
9/26/18	Stealth Courier, LLC - Invoice # 4256 - Public Service Commission - 09/26/18	37.44
TOTAL REIMBURSABLE COSTS:		\$ 37.44
FEES FOR PROFESSIONAL SERVICES:		\$ 2,720.00
REIMBURSABLE COSTS:		\$ 37.44
TOTAL DUE THIS INVOICE: (U.S. Dollar)		\$ <u>2,757.44</u>

## OUTSTANDING INVOICE SUMMARY:

<u>Date</u>	<u>Invoice No.</u>	<u>Balance</u>
10/26/18	5740318	6,757.50

# Holland & Knight

November 14, 2018  
Invoice: 5749962  
Page 3

Mr. Jay Rish  
137205.00001

**TOTAL OUTSTANDING INVOICE(S):** 

---

 **\$6,757.50**

# Holland & Knight

P.O. Box 864084 | Orlando, FL 32886-4084  
Email [accountservices@hklaw.com](mailto:accountservices@hklaw.com) | T 813.901.4180  
Holland & Knight LLP | [www.hklaw.com](http://www.hklaw.com) | EIN 59-0663819

Mr. Jay Rish  
President  
Lighthouse Utilities Company, Inc.  
P. O. Box 428  
Port St. Joe, FL 32457-0428

November 30, 2018  
Invoice: 5759204

**TERMS: DUE ON RECEIPT**

## REMITTANCE COPY

Our Matter: 137205.00001  
FPSC regulatory issues

FEES FOR PROFESSIONAL SERVICES:	\$	2,847.50
<b>TOTAL DUE THIS INVOICE:</b>	<b>(U.S. Dollar)</b>	<b>\$ <u>2,847.50</u></b>

*Holland & Knight kindly thanks you for your business and prompt payment.*

**To expedite processing of your payment, please include the matter number(s) or invoice number(s) with your payment.**

**Wire:**

Wells Fargo Bank N.A.  
Holland & Knight LLP  
420 Montgomery Street  
San Francisco, CA 94104-1207  
Routing/ABA [REDACTED]  
Account # [REDACTED]

Swift Routing Number: [REDACTED]  
(for international wires)

**ACH:**

Holland & Knight LLP  
Wells Fargo Bank N.A.  
Routing/ABA [REDACTED]  
Account # [REDACTED]  
CTX format is preferred.

**Mail:**

Holland & Knight LLP  
P.O. Box 864084  
Orlando, FL 32886-4084

**For Overnight Express  
(UPS, FedEx, etc.) or  
Courier Delivery:**

Holland & Knight LLP  
Suite 864084  
11050 Lake Underhill Road  
Orlando, FL 32825-5016

For payment questions: [account.services@hklaw.com](mailto:account.services@hklaw.com) / 813-901-4180

# Holland & Knight

P.O. Box 864084 | Orlando, FL 32886-4084  
Email [accountservices@hklaw.com](mailto:accountservices@hklaw.com) | T 813.901.4180  
Holland & Knight LLP | [www.hklaw.com](http://www.hklaw.com) | EIN 59-0663819

Mr. Jay Rish  
President  
Lighthouse Utilities Company, Inc.  
P. O. Box 428  
Port St. Joe, FL 32457-0428

November 30, 2018  
Invoice: 5759204  
Page 1

**TERMS: DUE ON RECEIPT**

For professional services rendered through November 25, 2018 in connection with the following:

Our Matter: 137205.00001  
FPSC regulatory issues

<u>Date</u>	<u>Professional</u>	<u>Description</u>	<u>Hours</u>	<u>Rate</u>	<u>Amount</u>
11/1/18	D B. May	Prepare for and participate in conference call with OPC, Florida Public Service Commission Staff, Michael McKenzie and Jay Rish to discuss limited proceeding status in light of Hurricane Michael; follow up phone call with Jay Rish regarding same.	1.30	425.00	552.50
11/2/18	D B. May	Review correspondence from client; continue to analyze whether full blown rate cases is appropriate procedure.	0.50	425.00	212.50
11/5/18	D B. May	Analyze issues associated with limited proceeding versus full blown rate case; review late-filed exhibit issues; call from Florida Public Service Commission.	1.10	425.00	467.50
11/6/18	D B. May	Prepare correspondence to client regarding follow up issues associated with limited proceeding versus full blown rate case analysis.	0.30	425.00	127.50
11/7/18	D B. May	Call from client.	0.20	425.00	85.00
11/8/18	D B. May	Review correspondence form Florida Public Service Commission; call from Florida Public Service Commission staff regarding limited proceeding; call from Office of Public Counsel.	0.40	425.00	170.00
11/9/18	D B. May	Call with Florida Public Service Commission.	0.20	425.00	85.00
11/14/18	D B. May	Prepare memorandum/email to client	0.30	425.00	127.50



# Holland & Knight

November 30, 2018

Invoice: 5759204

Page 2

Mr. Jay Rish  
137205.00001

<u>Date</u>	<u>Professional</u>	<u>Description</u>	<u>Hours</u>	<u>Rate</u>	<u>Amount</u>
		regarding outstanding issues regarding limited proceeding petition; review correspondence from OPC.			
11/15/18	D B. May	Call from PSC regarding limited proceedings; review correspondence from OPC regarding additional information required; review correspondence from Mike McKenzie regarding same.	0.30	425.00	127.50
11/16/18	D B. May	Call from Florida Public Service Commission.	0.30	425.00	127.50
11/19/18	D B. May	Call from client.	0.20	425.00	85.00
11/20/18	D B. May	Review data request from Staff; call from OPC counsel.	0.40	425.00	170.00
11/21/18	D B. May	Multiple phone calls with Florida Public Service Commission attorney regarding deficiency letter; review correspondence from OPC; prepare correspondence to client; multiple phone calls with Andrew Maurey.	1.20	425.00	510.00
TOTAL FEES FOR PROFESSIONAL SERVICES:				\$	2,847.50

## Professional Summary through November 25, 2018:

<u>Professional</u>	<u>Title</u>	<u>Hours</u>	<u>Rate</u>	<u>Amount</u>
D B. May	Partner	6.70	425.00	2,847.50
				<u>2,847.50</u>
FEES FOR PROFESSIONAL SERVICES:			\$	2,847.50
TOTAL DUE THIS INVOICE:			(U.S. Dollar)	\$ <u>2,847.50</u>

## OUTSTANDING INVOICE SUMMARY:

<u>Date</u>	<u>Invoice No.</u>	<u>Balance</u>
11/14/18	5749962	2,757.44
TOTAL OUTSTANDING INVOICE(S):		<u>\$2,757.44</u>

# Holland & Knight

November 30, 2018  
Invoice: 5759204  
Page 3

Mr. Jay Rish  
137205.00001

# Holland & Knight

P.O. Box 864084 | Orlando, FL 32886-4084  
Email [accountservices@hklaw.com](mailto:accountservices@hklaw.com) | T 813.901.4180  
Holland & Knight LLP | [www.hklaw.com](http://www.hklaw.com) | EIN 59-0663819

Mr. Jay Rish  
President  
Lighthouse Utilities Company, Inc.  
P. O. Box 428  
Port St. Joe, FL 32457-0428

January 24, 2019  
Invoice: 5781922

**TERMS: DUE ON RECEIPT**

## REMITTANCE COPY

Our Matter: 137205.00001  
FPSC regulatory issues

FEES FOR PROFESSIONAL SERVICES:	\$	2,720.00
REIMBURSABLE COSTS:	\$	756.89

<b>TOTAL DUE THIS INVOICE:</b>	<b>(U.S. Dollar)</b>	<b>\$</b>	<b>3,476.89</b>
--------------------------------	----------------------	-----------	-----------------

*Holland & Knight kindly thanks you for your business and prompt payment.*

**To expedite processing of your payment, please include the matter number(s) or invoice number(s) with your payment.**

**Wire:**

Wells Fargo Bank N.A.  
Holland & Knight LLP  
420 Montgomery Street  
San Francisco, CA 94104-1207  
Routing/ABA [REDACTED]  
Account [REDACTED]

Swift Routing Number: [REDACTED]  
(for international wires)

**ACH:**

Holland & Knight LLP  
Wells Fargo Bank N.A.  
Routing/ABA [REDACTED]  
Account [REDACTED]  
CTX format is preferred.

**Mail:**

Holland & Knight LLP  
P.O. Box 864084  
Orlando, FL 32886-4084

**For Overnight Express  
(UPS, FedEx, etc.) or  
Courier Delivery:**

Holland & Knight LLP  
Suite 864084  
11050 Lake Underhill Road  
Orlando, FL 32825-5016

For payment questions: [account.services@hklaw.com](mailto:account.services@hklaw.com) / 813-901-4180

# Holland & Knight

P.O. Box 864084 | Orlando, FL 32886-4084  
Email [accountservices@hklaw.com](mailto:accountservices@hklaw.com) | T 813.901.4180  
Holland & Knight LLP | [www.hklaw.com](http://www.hklaw.com) | EIN 59-0663819

Mr. Jay Rish  
President  
Lighthouse Utilities Company, Inc.  
P. O. Box 428  
Port St. Joe, FL 32457-0428

January 24, 2019  
Invoice: 5781922  
Page 1

**TERMS: DUE ON RECEIPT**

For professional services rendered through December 31, 2018 in connection with the following:

Our Matter: 137205.00001  
FPSC regulatory issues

<u>Date</u>	<u>Professional</u>	<u>Description</u>	<u>Hours</u>	<u>Rate</u>	<u>Amount</u>
11/26/18	D B. May	Multiple phone calls with Andrew Maurey; prepare partial response to staff's deficiency letter of October 26th; phone conference with Mike McKenzie.	0.80	425.00	340.00
11/30/18	D B. May	Review correspondence from Michael McKenzie; begin preparation of letter to Florida Public Service Commission providing additional information in response to Florida Public Service Commission letter dated October 26, 2018; review correspondence from Dina Bautista regarding secondary water quality test results; review correspondence from Jay Rish regarding customer complaints on secondary water quality.	1.20	425.00	510.00
12/3/18	D B. May	Extended phone conference with client to discuss additional information requested by staff; review and revise operating expense protocol and summary; prepare and file response to deficiency letter; call from Florida Public Service Commission clerk.	0.90	425.00	382.50
12/4/18	D B. May	Continue to prepare documents for limited proceeding; review outstanding issues associated with secondary water quality standards; call from Office of Public Counsel.	1.20	425.00	510.00
12/12/18	D B. May	Prepare correspondence to client regarding additional information regarding secondary water quality standards.	0.40	425.00	170.00

# Holland & Knight

January 24, 2019

Invoice: 5781922

Page 2

Mr. Jay Rish  
137205.00001

<u>Date</u>	<u>Professional</u>	<u>Description</u>	<u>Hours</u>	<u>Rate</u>	<u>Amount</u>
12/17/18	D B. May	Review documents produced by engineering firm concerning test results of secondary water quality standards; prepare and file correspondence to Florida Public Service Commission regarding same.	0.70	425.00	297.50
12/18/18	D B. May	Review documents produced by engineering firm concerning test results of secondary water quality standards; prepare and file correspondence to Florida Public Service Commission regarding same.	0.30	425.00	127.50
12/19/18	D B. May	Phone call from Andrew Maurey; review documents produced by engineering firm concerning test results of secondary water quality standards; prepare and file correspondence to Florida Public Service Commission regarding same.	0.40	425.00	170.00
12/20/18	D B. May	Phone call from Andrew Maurey; review documents produced by engineering firm concerning test results of secondary water quality standards; prepare and file correspondence to Florida Public Service Commission regarding same.	0.50	425.00	212.50
12/26/18	D B. May	Call from client.	0.20	425.00	No Charge
12/28/18	D B. May	Review correspondence from Florida Public Service Commission.	0.30	425.00	No Charge
12/31/18	D B. May	Review issues associated with limited proceeding.	0.30	425.00	No Charge
TOTAL FEES FOR PROFESSIONAL SERVICES:				\$	2,720.00

## Professional Summary through December 31, 2018:

<u>Professional</u>	<u>Title</u>	<u>Hours</u>	<u>Rate</u>	<u>Amount</u>
D B. May	Partner	6.40	425.00	2,720.00
D B. May	Partner	0.80	425.00	No Charge

# Holland & Knight

January 24, 2019

Invoice: 5781922

Page 3

Mr. Jay Rish  
137205.00001

<u>Professional</u>	<u>Title</u>	<u>Hours</u>	<u>Rate</u>	<u>Amount</u>
				<b>2,720.00</b>

## Reimbursable costs through December 31, 2018:

<u>Date</u>	<u>Description</u>	<u>Amount</u>
11/30/18	VENDOR: Florida Public Service Commission INVOICE#: 500-1611-0235 DATE: 11/30/2018 Balance of payment for Lighthouse application	750.00
12/3/18	VENDOR: Van B. Madden INVOICE#: 2953310612111006 DATE: 12/5/2018 Van B Madden; Mileage; Deliver filing to Florida Public Service Commission; 12/03/2018	6.89

TOTAL REIMBURSABLE COSTS:	\$	<b>756.89</b>
FEEES FOR PROFESSIONAL SERVICES:	\$	2,720.00
REIMBURSABLE COSTS:	\$	756.89
<b>TOTAL DUE THIS INVOICE:</b>	<b>(U.S. Dollar)</b>	<b>\$ 3,476.89</b>

# Holland & Knight

P.O. Box 864084 | Orlando, FL 32886-4084  
Email [accountservices@hklaw.com](mailto:accountservices@hklaw.com) | T 813.901.4180  
Holland & Knight LLP | [www.hklaw.com](http://www.hklaw.com) | EIN 59-0663819

Mr. Jay Rish  
President  
Lighthouse Utilities Company, Inc.  
P. O. Box 428  
Port St. Joe, FL 32457-0428

February 13, 2019  
Invoice: 5791515

**TERMS: DUE ON RECEIPT**

## REMITTANCE COPY

Our Matter: 137205.00001  
FPSC regulatory issues

FEES FOR PROFESSIONAL SERVICES:	\$	1,445.00
<b>TOTAL DUE THIS INVOICE:</b>	<b>(U.S. Dollar)</b>	<b>\$ <u>1,445.00</u></b>

*Holland & Knight kindly thanks you for your business and prompt payment.*

**To expedite processing of your payment, please include the matter number(s) or invoice number(s) with your payment.**

**Wire:**

Wells Fargo Bank N.A.  
Holland & Knight LLP  
420 Montgomery Street  
San Francisco, CA 94104-1207  
Routing/ABA # [REDACTED]  
Account # [REDACTED]

Swift Routing Number: [REDACTED]  
(for international wires)

**ACH:**

Holland & Knight LLP  
Wells Fargo Bank N.A.  
Routing/ABA # [REDACTED]  
Account # [REDACTED]  
CTX format is preferred.

**Mail:**

Holland & Knight LLP  
P.O. Box 864084  
Orlando, FL 32886-4084

**For Overnight Express  
(UPS, FedEx, etc.) or  
Courier Delivery:**

Holland & Knight LLP  
Suite 864084  
11050 Lake Underhill Road  
Orlando, FL 32825-5016

For payment questions: [account.services@hklaw.com](mailto:account.services@hklaw.com) / 813-901-4180

# Holland & Knight

P.O. Box 864084 | Orlando, FL 32886-4084  
Email [accountservices@hklaw.com](mailto:accountservices@hklaw.com) | T 813.901.4180  
Holland & Knight LLP | [www.hklaw.com](http://www.hklaw.com) | EIN 59-0663819

Mr. Jay Rish  
President  
Lighthouse Utilities Company, Inc.  
P. O. Box 428  
Port St. Joe, FL 32457-0428

February 13, 2019  
Invoice: 5791515  
Page 1

**TERMS: DUE ON RECEIPT**

For professional services rendered through January 31, 2019 in connection with the following:

Our Matter: 137205.00001  
FPSC regulatory issues

<u>Date</u>	<u>Professional</u>	<u>Description</u>	<u>Hours</u>	<u>Rate</u>	<u>Amount</u>
1/2/19	D B. May	Call from Florida Public Service Commission.	0.20	425.00	85.00
1/21/19	D B. May	Review correspondence from Florida Public Service Commission.	0.20	425.00	85.00
1/24/19	D B. May	Call from Jay Rish to discuss pending limited proceeding; conference with Andrew Maurey at Florida Public Service Commission.	0.60	425.00	255.00
1/28/19	D B. May	Call from Florida Public Service Commission staff, Andrew Maurey.	0.20	425.00	85.00
1/29/19	D B. May	Extended phone conference with Andrew Maurey concerning converting the limited proceeding to a full blown rate case; begin to analyze issues associated with proposed agency action process; review interim rate issues.	1.20	425.00	510.00
1/30/19	D B. May	Multiple phone calls with Florida Public Service Commission; research and analysis regarding PAA process; phone conference with Jay Rish regarding PAA process and interim rate.	0.60	425.00	255.00
1/31/19	D B. May	Multiple phone calls with Florida Public Service Commission; continue to review issues concerning test year.	0.40	425.00	170.00
TOTAL FEES FOR PROFESSIONAL SERVICES:				\$	<u>1,445.00</u>



# Holland & Knight

February 13, 2019

Invoice: 5791515

Page 2

Mr. Jay Rish  
137205.00001

## Professional Summary through January 31, 2019:

<u>Professional</u>	<u>Title</u>	<u>Hours</u>	<u>Rate</u>	<u>Amount</u>
D B. May	Partner	3.40	425.00	<u>1,445.00</u>
				<b>1,445.00</b>

FEEES FOR PROFESSIONAL SERVICES:	\$	<u>1,445.00</u>
<b>TOTAL DUE THIS INVOICE:</b> (U.S. Dollar)	\$	<b>1,445.00</b>

## OUTSTANDING INVOICE SUMMARY:

<u>Date</u>	<u>Invoice No.</u>	<u>Balance</u>
1/24/19	5781922	3,476.89
<b>TOTAL OUTSTANDING INVOICE(S):</b>		<u><b>\$3,476.89</b></u>

# Holland & Knight

P.O. Box 864084 | Orlando, FL 32886-4084  
Email [accountservices@hklaw.com](mailto:accountservices@hklaw.com) | T 813.901.4180  
Holland & Knight LLP | [www.hklaw.com](http://www.hklaw.com) | EIN 59-0663819

Mr. Jay Rish  
President  
Lighthouse Utilities Company, Inc.  
P. O. Box 428  
Port St. Joe, FL 32457-0428

March 18, 2019  
Invoice: 5806826

**TERMS: DUE ON RECEIPT**

## REMITTANCE COPY

Our Matter: 137205.00001  
FPSC regulatory issues

FEES FOR PROFESSIONAL SERVICES:	\$	595.00
REIMBURSABLE COSTS:	\$	39.83

<b>TOTAL DUE THIS INVOICE:</b>	<b>(U.S. Dollar)</b>	<b>\$</b>	<b>634.83</b>
--------------------------------	----------------------	-----------	---------------

*Holland & Knight kindly thanks you for your business and prompt payment.*

**To expedite processing of your payment, please include the matter number(s) or invoice number(s) with your payment.**

**Wire:**

Wells Fargo Bank N.A.  
Holland & Knight LLP  
420 Montgomery Street  
San Francisco, CA 94104-1207  
Routing/ABA [REDACTED]  
Account [REDACTED]

Swift Routing Number: [REDACTED]  
(for international wires)

**ACH:**

Holland & Knight LLP  
Wells Fargo Bank N.A.  
Routing/ABA [REDACTED]  
Account [REDACTED]  
CTX format is preferred.

**Mail:**

Holland & Knight LLP  
P.O. Box 864084  
Orlando, FL 32886-4084

**For Overnight Express  
(UPS, FedEx, etc.) or  
Courier Delivery:**

Holland & Knight LLP  
Suite 864084  
11050 Lake Underhill Road  
Orlando, FL 32825-5016

For payment questions: [account.services@hklaw.com](mailto:account.services@hklaw.com) / 813-901-4180

# Holland & Knight

P.O. Box 864084 | Orlando, FL 32886-4084  
Email [accounts@hklaw.com](mailto:accounts@hklaw.com) | T 813.901.4180  
Holland & Knight LLP | [www.hklaw.com](http://www.hklaw.com) | EIN 59-0663819

Mr. Jay Rish  
President  
Lighthouse Utilities Company, Inc.  
P. O. Box 428  
Port St. Joe, FL 32457-0428

March 18, 2019  
Invoice: 5806826  
Page 1

**TERMS: DUE ON RECEIPT**

For professional services rendered through February 28, 2019 in connection with the following:

Our Matter: 137205.00001  
FPSC regulatory issues

<u>Date</u>	<u>Professional</u>	<u>Description</u>	<u>Hours</u>	<u>Rate</u>	<u>Amount</u>
2/4/19	D B. May	Call from client.	0.30	425.00	127.50
2/8/19	D B. May	Call from client.	0.20	425.00	85.00
2/11/19	D B. May	Call from Jay Rish.	0.20	425.00	85.00
2/12/19	D B. May	Call from Florida Public Service Commission.	0.30	425.00	127.50
2/14/19	D B. May	Call from client.	0.10	425.00	42.50
2/26/19	D B. May	Call from Jay Rish regarding rate case.	0.30	425.00	127.50
TOTAL FEES FOR PROFESSIONAL SERVICES:				\$	595.00

## Professional Summary through February 28, 2019:

<u>Professional</u>	<u>Title</u>	<u>Hours</u>	<u>Rate</u>	<u>Amount</u>
D B. May	Partner	1.40	425.00	595.00
				<b>595.00</b>

## Reimbursable costs through February 28, 2019:

<u>Date</u>	<u>Description</u>	<u>Amount</u>
2/11/19	VENDOR: D. Bruce May INVOICE#: 3100061702131001 DATE: 2/11/2019 D Bruce May; Mileage; Round trip mileage to/from Port St. Joe; 02/11/2019	39.83

# Holland & Knight

March 18, 2019  
Invoice: 5806826  
Page 2

Mr. Jay Rish  
137205.00001

<u>Date</u>	<u>Description</u>		<u>Amount</u>
	TOTAL REIMBURSABLE COSTS:	\$	<u>39.83</u>
	FEES FOR PROFESSIONAL SERVICES:	\$	595.00
	REIMBURSABLE COSTS:	\$	39.83
	<b>TOTAL DUE THIS INVOICE:</b>		
	<b>(U.S. Dollar)</b>	\$	<u><b>634.83</b></u>

# Holland & Knight

P.O. Box 864084 | Orlando, FL 32886-4084  
Email [accountservices@hklaw.com](mailto:accountservices@hklaw.com) | T 813.901.4180  
Holland & Knight LLP | [www.hklaw.com](http://www.hklaw.com) | EIN 59-0663819

Mr. Jay Rish  
President  
Lighthouse Utilities Company, Inc.  
P. O. Box 428  
Port St. Joe, FL 32457-0428

April 17, 2019  
Invoice: 5821692

**TERMS: DUE ON RECEIPT**

## REMITTANCE COPY

Our Matter: 137205.00001  
FPSC regulatory issues

FEES FOR PROFESSIONAL SERVICES:	\$	1,241.50
<b>TOTAL DUE THIS INVOICE:</b>	<b>(U.S. Dollar)</b>	<b>\$ <u>1,241.50</u></b>

*Holland & Knight kindly thanks you for your business and prompt payment.*

**To expedite processing of your payment, please include the matter number(s) or invoice number(s) with your payment.**

**Wire:**

Wells Fargo Bank N.A.  
Holland & Knight LLP  
420 Montgomery Street  
San Francisco, CA 94104-1207  
Routing/ABA [REDACTED]  
Account [REDACTED]

Swift Routing Number: [REDACTED]  
(for international wires)

**ACH:**

Holland & Knight LLP  
Wells Fargo Bank N.A.  
Routing/ABA [REDACTED]  
Account [REDACTED]  
CTX format is preferred.

**Mail:**

Holland & Knight LLP  
P.O. Box 864084  
Orlando, FL 32886-4084

**For Overnight Express  
(UPS, FedEx, etc.) or  
Courier Delivery:**

Holland & Knight LLP  
Suite 864084  
11050 Lake Underhill Road  
Orlando, FL 32825-5016

For payment questions: [account.services@hklaw.com](mailto:account.services@hklaw.com) / 813-901-4180

# Holland & Knight

P.O. Box 864084 | Orlando, FL 32886-4084  
Email [accounts@hklaw.com](mailto:accounts@hklaw.com) | T 813.901.4180  
Holland & Knight LLP | [www.hklaw.com](http://www.hklaw.com) | EIN 59-0663819

Mr. Jay Rish  
President  
Lighthouse Utilities Company, Inc.  
P. O. Box 428  
Port St. Joe, FL 32457-0428

April 17, 2019  
Invoice: 5821692  
Page 1

**TERMS: DUE ON RECEIPT**

For professional services rendered through March 31, 2019 in connection with the following:

Our Matter: 137205.00001  
FPSC regulatory issues

<u>Date</u>	<u>Professional</u>	<u>Description</u>	<u>Hours</u>	<u>Rate</u>	<u>Amount</u>
3/5/19	D B. May	Analyze issues associated with the use of a projected test year; call from Florida Public Service Commission staff.	0.40	425.00	170.00
3/6/19	D B. May	Begin to prepare test year approval letter; call from Florida Public Service Commission; office conference with associate, Patrick Bryan.	0.80	425.00	340.00
3/6/19	Patrick O'Bryant	Conference with B. May regarding background information of case and overview of public utility law in preparation for call with client and future assignments on the issue.	0.40	235.00	94.00
3/7/19	D B. May	Multiple phone calls with Florida Public Service Commission staff; conference call with Jay Rish, Ralph Roberson and Michael McKenzie regarding rate case issues and test year approval letter.	0.90	425.00	382.50
3/11/19	D B. May	Review issues associated with test year approval letter.	0.20	425.00	85.00
3/14/19	D B. May	Phone call with client.	0.20	425.00	85.00
3/22/19	D B. May	Review test year approval letter issue; call from accountant.	0.20	425.00	85.00
TOTAL FEES FOR PROFESSIONAL SERVICES:				\$	1,241.50

# Holland & Knight

April 17, 2019  
Invoice: 5821692  
Page 2

Mr. Jay Rish  
137205.00001

## Professional Summary through March 31, 2019:

<u>Professional</u>	<u>Title</u>	<u>Hours</u>	<u>Rate</u>	<u>Amount</u>
D B. May	Partner	2.70	425.00	1,147.50
Patrick O'Bryant	Associate	0.40	235.00	94.00
				<u>1,241.50</u>

FEEs FOR PROFESSIONAL SERVICES:		\$	<u>1,241.50</u>
<b>TOTAL DUE THIS INVOICE:</b>	<b>(U.S. Dollar)</b>	\$	<b>1,241.50</b>

# Holland & Knight

P.O. Box 864084 | Orlando, FL 32886-4084  
Email [accountservices@hklaw.com](mailto:accountservices@hklaw.com) | T 813.901.4180  
Holland & Knight LLP | [www.hklaw.com](http://www.hklaw.com) | EIN 59-0663819

Mr. Jay Rish  
President  
Lighthouse Utilities Company, Inc.  
P. O. Box 428  
Port St. Joe, FL 32457-0428

May 16, 2019  
Invoice: 5835388

**TERMS: DUE ON RECEIPT**

## REMITTANCE COPY

Our Matter: 137205.00001  
FPSC regulatory issues

FEES FOR PROFESSIONAL SERVICES:	\$	382.50
<b>TOTAL DUE THIS INVOICE:</b>	<b>(U.S. Dollar)</b>	<b>\$ <u>382.50</u></b>

*Holland & Knight kindly thanks you for your business and prompt payment.*

**To expedite processing of your payment, please include the matter number(s) or invoice number(s) with your payment.**

**Wire:**

Wells Fargo Bank N.A.  
Holland & Knight LLP  
420 Montgomery Street  
San Francisco, CA 94104-1207  
Routing/ABA [REDACTED]  
Account [REDACTED]

Swift Routing Number: [REDACTED]  
(for international wires)

**ACH:**

Holland & Knight LLP  
Wells Fargo Bank N.A.  
Routing/ABA [REDACTED]  
Account [REDACTED]  
CTX format is preferred.

**Mail:**

Holland & Knight LLP  
P.O. Box 864084  
Orlando, FL 32886-4084

**For Overnight Express  
(UPS, FedEx, etc.) or  
Courier Delivery:**

Holland & Knight LLP  
Suite 864084  
11050 Lake Underhill Road  
Orlando, FL 32825-5016

For payment questions: [account.services@hklaw.com](mailto:account.services@hklaw.com) / 813-901-4180



# Holland & Knight

P.O. Box 864084 | Orlando, FL 32886-4084  
Email [accounts@hklaw.com](mailto:accounts@hklaw.com) | T 813.901.4180  
Holland & Knight LLP | [www.hklaw.com](http://www.hklaw.com) | EIN 59-0663819

Mr. Jay Rish  
President  
Lighthouse Utilities Company, Inc.  
P. O. Box 428  
Port St. Joe, FL 32457-0428

May 16, 2019  
Invoice: 5835388  
Page 1

**TERMS: DUE ON RECEIPT**

For professional services rendered through April 30, 2019 in connection with the following:

Our Matter: 137205.00001  
FPSC regulatory issues

<u>Date</u>	<u>Professional</u>	<u>Description</u>	<u>Hours</u>	<u>Rate</u>	<u>Amount</u>
4/12/19	D B. May	Call from Florida Public Service Commission regarding test year approval letter.	0.30	425.00	127.50
4/15/19	D B. May	Call from Michael McKenzie.	0.20	425.00	85.00
4/22/19	D B. May	Call with Michael McKenzie.	0.20	425.00	85.00
4/25/19	D B. May	Call from client regarding test year approval letter.	0.20	425.00	85.00
TOTAL FEES FOR PROFESSIONAL SERVICES:				\$	382.50

## Professional Summary through April 30, 2019:

<u>Professional</u>	<u>Title</u>	<u>Hours</u>	<u>Rate</u>	<u>Amount</u>
D B. May	Partner	0.90	425.00	382.50
				<u>382.50</u>
FEES FOR PROFESSIONAL SERVICES:			\$	382.50
<b>TOTAL DUE THIS INVOICE:</b>			<b>(U.S. Dollar)</b>	<b>\$ 382.50</b>

# Holland & Knight

P.O. Box 864084 | Orlando, FL 32886-4084  
Email [account.services@hklaw.com](mailto:account.services@hklaw.com) | T 813.901.4180  
Holland & Knight LLP | [www.hklaw.com](http://www.hklaw.com) | EIN 59-0663819

Mr. Jay Rish  
President  
Lighthouse Utilities Company, Inc.  
P. O. Box 428  
Port St. Joe, FL 32457-0428

June 17, 2019  
Invoice: 5851119

**TERMS: DUE ON RECEIPT**

## REMITTANCE COPY

Our Matter: 137205.00001  
FPSC regulatory issues

FEES FOR PROFESSIONAL SERVICES:	\$	680.00
<b>TOTAL DUE THIS INVOICE:</b>	<b>(U.S. Dollar)</b>	<b>\$ <u>680.00</u></b>

*Holland & Knight kindly thanks you for your business and prompt payment.*

**To expedite processing of your payment, please include the matter number(s) or invoice number(s) with your payment.**

**Wire:**

Wells Fargo Bank N.A.  
Holland & Knight LLP  
420 Montgomery Street  
San Francisco, CA 94104-1207  
Routing/ABA [REDACTED]  
Account [REDACTED]

Swift Routing Number: [REDACTED]  
(for international wires)

**ACH:**

Holland & Knight LLP  
Wells Fargo Bank N.A.  
Routing/ABA [REDACTED]  
Account [REDACTED]  
CTX format is preferred.

**Mail:**

Holland & Knight LLP  
P.O. Box 864084  
Orlando, FL 32886-4084

**For Overnight Express  
(UPS, FedEx, etc.) or  
Courier Delivery:**

Holland & Knight LLP  
Suite 864084  
11050 Lake Underhill Road  
Orlando, FL 32825-5016

For payment questions: [account.services@hklaw.com](mailto:account.services@hklaw.com) / 813-901-4180

# Holland & Knight

P.O. Box 864084 | Orlando, FL 32886-4084  
Email [account.services@hklaw.com](mailto:account.services@hklaw.com) | T 813.901.4180  
Holland & Knight LLP | [www.hklaw.com](http://www.hklaw.com) | EIN 59-0663819

Mr. Jay Rish  
President  
Lighthouse Utilities Company, Inc.  
P. O. Box 428  
Port St. Joe, FL 32457-0428

June 17, 2019  
Invoice: 5851119  
Page 1

**TERMS: DUE ON RECEIPT**

For professional services rendered through May 31, 2019 in connection with the following:

Our Matter: 137205.00001  
FPSC regulatory issues

<u>Date</u>	<u>Professional</u>	<u>Description</u>	<u>Hours</u>	<u>Rate</u>	<u>Amount</u>
5/14/19	D B. May	Review correspondence from accountant.	0.20	425.00	No Charge
5/16/19	D B. May	Phone conference with Florida Public Service Commission regarding limited proceeding withdrawal and test year approval letter.	0.20	425.00	85.00
5/17/19	D B. May	Prepare, finalize and file test year approval letter for general rate increase.	0.30	425.00	127.50
5/20/19	D B. May	Prepare correspondence to Mike McKenzie.	0.20	425.00	No Charge
5/21/19	D B. May	Review correspondence from Jay Rish.	0.20	425.00	85.00
5/23/19	D B. May	Review correspondence from Office of Public Counsel regarding intervention.	0.20	425.00	85.00
5/28/19	D B. May	Review correspondence from engineers.	0.20	425.00	No Charge
5/29/19	D B. May	Call from client regarding schedules to attach to MFRs.	0.30	425.00	127.50
5/30/19	D B. May	Review correspondence from Florida Public Service Commission concerning test year approval; phone conference with Jay Rish.	0.40	425.00	170.00
TOTAL FEES FOR PROFESSIONAL SERVICES:				\$	<hr/> 680.00

# Holland & Knight

June 17, 2019  
Invoice: 5851119  
Page 2

Mr. Jay Rish  
137205.00001

## Professional Summary through May 31, 2019:

<u>Professional</u>	<u>Title</u>	<u>Hours</u>	<u>Rate</u>	<u>Amount</u>
D B. May	Partner	0.60	425.00	No Charge
D B. May	Partner	1.60	425.00	680.00
				<u>680.00</u>

FEEES FOR PROFESSIONAL SERVICES:	\$	680.00
<b>TOTAL DUE THIS INVOICE:</b> (U.S. Dollar)	\$	<u><b>680.00</b></u>

## OUTSTANDING INVOICE SUMMARY:

<u>Date</u>	<u>Invoice No.</u>	<u>Balance</u>
5/16/19	5835388	382.50
<b>TOTAL OUTSTANDING INVOICE(S):</b>		<u><b>\$382.50</b></u>

# Holland & Knight

P.O. Box 864084 | Orlando, FL 32886-4084  
Email [account.services@hklaw.com](mailto:account.services@hklaw.com) | T 813.901.4180  
Holland & Knight LLP | [www.hklaw.com](http://www.hklaw.com) | EIN 59-0663819

Mr. Jay Rish  
President  
Lighthouse Utilities Company, Inc.  
P. O. Box 428  
Port St. Joe, FL 32457-0428

July 22, 2019  
Invoice: 5866417

**TERMS: DUE ON RECEIPT**

## REMITTANCE COPY

Our Matter: 137205.00001  
FPSC regulatory issues

FEES FOR PROFESSIONAL SERVICES:	\$	5,167.50
<b>TOTAL DUE THIS INVOICE:</b>	<b>(U.S. Dollar)</b>	<b>\$ <u>5,167.50</u></b>

*Holland & Knight kindly thanks you for your business and prompt payment.*

**To expedite processing of your payment, please include the matter number(s) or invoice number(s) with your payment.**

**Wire:**

Wells Fargo Bank N.A.  
Holland & Knight LLP  
420 Montgomery Street  
San Francisco, CA 94104-1207  
Routing/ABA # [REDACTED]  
Account # [REDACTED]

Swift Routing Number: [REDACTED]  
(for international wires)

**ACH:**

Holland & Knight LLP  
Wells Fargo Bank N.A.  
Routing/ABA # [REDACTED]  
Account [REDACTED]  
CTX format is preferred.

**Mail:**

Holland & Knight LLP  
P.O. Box 864084  
Orlando, FL 32886-4084

**For Overnight Express  
(UPS, FedEx, etc.) or  
Courier Delivery:**

Holland & Knight LLP  
Suite 864084  
11050 Lake Underhill Road  
Orlando, FL 32825-5016

For payment questions: [account.services@hklaw.com](mailto:account.services@hklaw.com) / 813-901-4180

# Holland & Knight

P.O. Box 864084 | Orlando, FL 32886-4084  
Email [account.services@hklaw.com](mailto:account.services@hklaw.com) | T 813.901.4180  
Holland & Knight LLP | [www.hklaw.com](http://www.hklaw.com) | EIN 59-0663819

Mr. Jay Rish  
President  
Lighthouse Utilities Company, Inc.  
P. O. Box 428  
Port St. Joe, FL 32457-0428

July 22, 2019  
Invoice: 5866417  
Page 1

**TERMS: DUE ON RECEIPT**

For professional services rendered through June 30, 2019 in connection with the following:

Our Matter: 137205.00001  
FPSC regulatory issues

<u>Date</u>	<u>Professional</u>	<u>Description</u>	<u>Hours</u>	<u>Rate</u>	<u>Amount</u>
6/3/19	D B. May	Meeting with Jay Rish and accountants to continue to prepare rate case; meeting with potential consultants; begin to prepare rate case application; review test year approval letter from Florida Public Service Commission Chairman with client.	1.90	425.00	807.50
6/5/19	D B. May	Call from client.	0.20	425.00	No Charge
6/6/19	D B. May	Prepare correspondence to utility accountant.	0.30	425.00	127.50
6/7/19	D B. May	Review correspondence from accountant.	0.30	425.00	127.50
6/11/19	D B. May	Continue to develop application for rate increase; review correspondence from accountant.	0.40	425.00	170.00
6/14/19	D B. May	Continue to prepare rate case application; research and analysis regarding same; call from engineers.	0.40	425.00	170.00
6/17/19	D B. May	Review correspondence from accountant.	0.20	425.00	85.00
6/18/19	D B. May	Continue to prepare application for rate case; review correspondence filed by OPC and order of Florida Public Service Commission acknowledging intervention of OPC; conference call with accountant regarding development of MFRs.	0.70	425.00	297.50
6/19/19	D B. May	Continue to prepare rate case application; research and analysis regarding same; prepare	1.30	425.00	552.50

Mr. Jay Rish  
137205.00001

<u>Date</u>	<u>Professional</u>	<u>Description</u>	<u>Hours</u>	<u>Rate</u>	<u>Amount</u>
		correspondence to accountant.			
6/20/19	D B. May	Continue to prepare application; review and prepare affidavit of utility owner regarding notice.	0.40	425.00	170.00
6/20/19	Patrick O'Bryant	Review the draft application for increase in rates; attended strategy and analysis session with B. May re same; ensured that the draft application followed the correct provisions of law and that the information contained within was accurate; revised the draft affidavit of compliance; correspondence with B. May re draft application revisions.	1.10	235.00	258.50
6/21/19	D B. May	Continue to prepare application for rate case; emails to accountant; review and begin preparation of notice affidavits.	0.40	425.00	170.00
6/24/19	D B. May	Prepare for and participate in conference call with client to discuss rate case application; discussion of, and revisions to, MFRs; analysis regarding pro forma plant additions.	1.10	425.00	467.50
6/24/19	Patrick O'Bryant	Conference call with B. May, Michael, and Jacqueline concerning the minimum filing requirements and progress.	0.30	235.00	70.50
6/25/19	D B. May	Continue to prepare application; multiple phone calls with consultants; review pro forma plant addition issues.	1.60	425.00	680.00
6/26/19	D B. May	Continue to prepare application; conference call with utility accountant regarding engineering analysis and MFR preparation; review scope of project issues with accountant; review and revise affidavits; analyze application fee issue.	1.20	425.00	510.00
6/26/19	Patrick O'Bryant	Strategy and analysis discussion with B. May regarding rate application.	0.20	235.00	47.00
6/27/19	D B. May	Continue to prepare rate application for rate increase.	0.30	425.00	127.50

# Holland & Knight

July 22, 2019  
Invoice: 5866417  
Page 3

Mr. Jay Rish  
137205.00001

<u>Date</u>	<u>Professional</u>	<u>Description</u>	<u>Hours</u>	<u>Rate</u>	<u>Amount</u>
6/27/19	Rebecca J. Hilliard	Email exchange with B. May regarding preparation of pleading files for FPSC Docket 20190118; download documents for file.	1.20	290.00	No Charge
6/28/19	Patrick O'Bryant	Reviewed the Florida Administrative Code and ensured that the Application contained all necessary information. Created a checklist chart of all items that need to be included in the Application. Provided same to B. May.	1.40	235.00	329.00

TOTAL FEES FOR PROFESSIONAL SERVICES: \$ 5,167.50

## Professional Summary through June 30, 2019:

<u>Professional</u>	<u>Title</u>	<u>Hours</u>	<u>Rate</u>	<u>Amount</u>
D B. May	Partner	10.50	425.00	4,462.50
D B. May	Partner	0.20	425.00	No Charge
Patrick O'Bryant	Associate	3.00	235.00	705.00
Rebecca J. Hilliard	Paralegal	1.20	290.00	<u>No Charge</u>
				<b>5,167.50</b>

FEES FOR PROFESSIONAL SERVICES: \$ 5,167.50  
**TOTAL DUE THIS INVOICE: (U.S. Dollar) \$ 5,167.50**

## OUTSTANDING INVOICE SUMMARY:

<u>Date</u>	<u>Invoice No.</u>	<u>Balance</u>
6/17/19	5851119	680.00
<b>TOTAL OUTSTANDING INVOICE(S):</b>		<u><b>\$680.00</b></u>



# Holland & Knight

P.O. Box 864084 | Orlando, FL 32886-4084  
Email [account.services@hklaw.com](mailto:account.services@hklaw.com) | T 813.901.4180  
Holland & Knight LLP | [www.hklaw.com](http://www.hklaw.com) | EIN 59-0663819

Mr. Jay Rish  
President  
Lighthouse Utilities Company, Inc.  
P. O. Box 428  
Port St. Joe, FL 32457-0428

August 13, 2019  
Invoice: 5877959

**TERMS: DUE ON RECEIPT**

## REMITTANCE COPY

Our Matter: 137205.00001  
FPSC regulatory issues

FEES FOR PROFESSIONAL SERVICES:	\$	4,950.50
REIMBURSABLE COSTS:	\$	18.98

<b>TOTAL DUE THIS INVOICE:</b>	<b>(U.S. Dollar)</b>	<b>\$</b>	<b>4,969.48</b>
--------------------------------	----------------------	-----------	-----------------

*Holland & Knight kindly thanks you for your business and prompt payment.*

**To expedite processing of your payment, please include the matter number(s) or invoice number(s) with your payment.**

**Wire:**

Wells Fargo Bank N.A.  
Holland & Knight LLP  
420 Montgomery Street  
San Francisco, CA 94104-1207  
Routing/ABA [REDACTED]  
Account # [REDACTED]

Swift Routing Number: [REDACTED]  
(for international wires)

**ACH:**

Holland & Knight LLP  
Wells Fargo Bank N.A.  
Routing/ABA [REDACTED]  
Account [REDACTED]  
CTX format is preferred.

**Mail:**

Holland & Knight LLP  
P.O. Box 864084  
Orlando, FL 32886-4084

**For Overnight Express  
(UPS, FedEx, etc.) or  
Courier Delivery:**

Holland & Knight LLP  
Suite 864084  
11050 Lake Underhill Road  
Orlando, FL 32825-5016

For payment questions: [account.services@hklaw.com](mailto:account.services@hklaw.com) / 813-901-4180

# Holland & Knight

P.O. Box 864084 | Orlando, FL 32886-4084  
Email [account.services@hklaw.com](mailto:account.services@hklaw.com) | T 813.901.4180  
Holland & Knight LLP | [www.hklaw.com](http://www.hklaw.com) | EIN 59-0663819

Mr. Jay Rish  
President  
Lighthouse Utilities Company, Inc.  
P. O. Box 428  
Port St. Joe, FL 32457-0428

August 13, 2019  
Invoice: 5877959  
Page 1

**TERMS: DUE ON RECEIPT**

For professional services rendered through July 31, 2019 in connection with the following:

Our Matter: 137205.00001  
FPSC regulatory issues

<u>Date</u>	<u>Professional</u>	<u>Description</u>	<u>Hours</u>	<u>Rate</u>	<u>Amount</u>
7/1/19	D B. May	Continue to review MFRs.	0.40	425.00	170.00
7/2/19	D B. May	Conference call with accountant; continue to review MFRs; continue to refine application; review correspondence from engineering firm concerning consent orders.	0.80	425.00	340.00
7/2/19	Patrick O'Bryant	Telephone conference with B. May and client regarding the rate change application; revisions to affidavit of compliance and draft application for rate increase in light of conference discussions.	1.70	235.00	399.50
7/3/19	D B. May	Phone conference with engineer and Michael McKenzie to discuss additional changes to application and update MFRs to reflect hurricane/storm restoration/repair project; follow up phone call with Michael McKenzie.	0.80	425.00	340.00
7/6/19	D B. May	Review correspondence from accountant regarding engineering studies.	0.30	425.00	No Charge
7/8/19	Rebecca J. Hilliard	Finalize pleading file for B. May.	0.60	290.00	174.00
7/9/19	D B. May	Continue to prepare application; email correspondence to client.	0.60	425.00	No Charge
7/9/19	Patrick O'Bryant	Reviewed material from M. McKenzie to ensure all required documents are contained in the Application.	0.30	235.00	70.50

Mr. Jay Rish  
 137205.00001

<u>Date</u>	<u>Professional</u>	<u>Description</u>	<u>Hours</u>	<u>Rate</u>	<u>Amount</u>
7/10/19	Patrick O'Bryant	Reviewed the application schedules provided by M. McKenzie for accuracy and to ensure all required information provided; correspondence with M. McKenzie re same; reviewed the notice requirements of F.A.C. 25-22.0407 and provided synopsis to B. May.	1.50	235.00	352.50
7/11/19	D B. May	Multiple phone calls with utility accountant to discuss interim rate issue; continue to prepare and finalize application for rate relief; prepare correspondence to Gulf County.	1.30	425.00	552.50
7/11/19	Patrick O'Bryant	Reviewed Volume III documents for accuracy and to ensure all required documents are included. Correspondence with B. May and M. McKenzie re necessary changes to Volume III prior to filing. Drafted cover letter to be sent to County Administrator for Gulf County advising of the rate increase application and stating that the minimum filing requirements can be obtained from LUCI upon request.	1.70	235.00	399.50
7/12/19	D B. May	Finalize "interim rate" component of MFR's multiple-phone calls with accountant; finalize application for rate increase; file same.	3.60	425.00	1,530.00
7/15/19	Patrick O'Bryant	Drafted case synopsis for rate application case.	1.20	235.00	282.00
7/17/19	D B. May	Continue to review and develop rate case synopsis.	0.30	425.00	127.50
7/18/19	D B. May	Analyze issues with respect to rate case synopsis.	0.30	425.00	127.50
7/26/19	D B. May	Call from consultant.	0.20	425.00	85.00
<b>TOTAL FEES FOR PROFESSIONAL SERVICES:</b>				<b>\$</b>	<b>4,950.50</b>

Mr. Jay Rish  
137205.00001

**Professional Summary through July 31, 2019:**

<u>Professional</u>	<u>Title</u>	<u>Hours</u>	<u>Rate</u>	<u>Amount</u>
D B. May	Partner	7.70	425.00	3,272.50
D B. May	Partner	0.90	425.00	No Charge
Patrick O'Bryant	Associate	6.40	235.00	1,504.00
Rebecca J. Hilliard	Paralegal	0.60	290.00	174.00
				<u>4,950.50</u>

**Reimbursable costs through July 31, 2019:**

<u>Date</u>	<u>Description</u>	<u>Amount</u>
7/12/19	VENDOR: Davis, Elizabeth L. INVOICE#: 3502427408060906 DATE: 7/24/2019 Elizabeth L Davis; Mileage; Delivery of Application to Public Service Commission for Bruce May.; 07/12/2019	7.24
7/17/19	UPS-Tracking number:1ZX90W950391645979-Date:2019-07-17- Receiver Name:LIGHTHOUSE UTILITIES-Receiver Company Name:LIGHTHOUSE UTILITIES COMPANY, INC.-Service Description:Shipping Charge Correction Ground	1.33
7/17/19	UPS-Tracking number:1ZX90W950391645979-Date:2019-07-17- Receiver Name:LIGHTHOUSE UTILITIES-Receiver Company Name:LIGHTHOUSE UTILITIES COMPANY, INC.-Service Description:Ground Commercial	10.41
	TOTAL REIMBURSABLE COSTS:	\$ <u>18.98</u>
	FEES FOR PROFESSIONAL SERVICES:	\$ 4,950.50
	REIMBURSABLE COSTS:	\$ 18.98
	<b>TOTAL DUE THIS INVOICE:</b>	<b>\$ <u>4,969.48</u></b>

(U.S. Dollar)

Mr. Jay Rish  
137205.00001

**OUTSTANDING INVOICE SUMMARY:**

<u>Date</u>	<u>Invoice No.</u>	<u>Balance</u>
7/22/19	5866417	5,000.00
<b>TOTAL OUTSTANDING INVOICE(S):</b>		<hr/> <b>\$5,000.00</b>

# Holland & Knight

P.O. Box 864084 | Orlando, FL 32886-4084  
Email [account.services@hklaw.com](mailto:account.services@hklaw.com) | T 813.901.4180  
Holland & Knight LLP | [www.hklaw.com](http://www.hklaw.com) | EIN 59-0663819

Mr. Jay Rish  
President  
Lighthouse Utilities Company, Inc.  
P. O. Box 428  
Port St. Joe, FL 32457-0428

September 12, 2019  
Invoice: 5891093

**TERMS: DUE ON RECEIPT**

## REMITTANCE COPY

Our Matter: 137205.00001  
FPSC regulatory issues

FEES FOR PROFESSIONAL SERVICES:	\$	5,266.00
<b>TOTAL DUE THIS INVOICE:</b>	<b>(U.S. Dollar)</b>	<b>\$ <u>5,266.00</u></b>

*Holland & Knight kindly thanks you for your business and prompt payment.*

**To expedite processing of your payment, please include the matter number(s) or invoice number(s) with your payment.**

**Wire:**

Wells Fargo Bank N.A.  
Holland & Knight LLP  
420 Montgomery Street  
San Francisco, CA 94104-1207  
Routing/ABA # [REDACTED]  
Account [REDACTED]

Swift Routing Number: [REDACTED]  
(for international wires)

**ACH:**

Holland & Knight LLP  
Wells Fargo Bank N.A.  
Routing/ABA [REDACTED]  
Account [REDACTED]  
CTX format is preferred.

**Mail:**

Holland & Knight LLP  
P.O. Box 864084  
Orlando, FL 32886-4084

**For Overnight Express  
(UPS, FedEx, etc.) or  
Courier Delivery:**

Holland & Knight LLP  
Suite 864084  
11050 Lake Underhill Road  
Orlando, FL 32825-5016

For payment questions: [account.services@hklaw.com](mailto:account.services@hklaw.com) / 813-901-4180

# Holland & Knight

P.O. Box 864084 | Orlando, FL 32886-4084  
Email [account.services@hklaw.com](mailto:account.services@hklaw.com) | T 813.901.4180  
Holland & Knight LLP | [www.hklaw.com](http://www.hklaw.com) | EIN 59-0663819

Mr. Jay Rish  
President  
Lighthouse Utilities Company, Inc.  
P. O. Box 428  
Port St. Joe, FL 32457-0428

September 12, 2019  
Invoice: 5891093  
Page 1

**TERMS: DUE ON RECEIPT**

For professional services rendered through August 31, 2019 in connection with the following:

Our Matter: 137205.00001  
FPSC regulatory issues

<u>Date</u>	<u>Professional</u>	<u>Description</u>	<u>Hours</u>	<u>Rate</u>	<u>Amount</u>
7/31/19	D B. May	Call from staff.	0.20	425.00	85.00
8/1/19	D B. May	Call from Florida Public Service Commission; call from client.	0.30	425.00	127.50
8/2/19	D B. May	Call from consultant.	0.20	425.00	No Charge
8/5/19	D B. May	Multiple phone calls with consultant regarding interim rate issue; review 2017 and 2018 annual report.	0.80	425.00	340.00
8/6/19	D B. May	Continue to review filings with respect to Schedule A-1 and Schedule A-3 for possible omission of data pertaining to pro forma projects; continue to review rate case synopsis issue; continue to analyze issues associated with other anticipated issues associated with filing; multiple phone calls with Michael McKenzie (utility accountant).	0.80	425.00	340.00
8/8/19	D B. May	Multiple phone calls with utility accountant regarding pro forma project issues; review notice from Florida Public Service Commission concerning audit.	0.60	425.00	255.00
8/9/19	D B. May	Continue to address deficiency letter; review correspondence regarding audit; begin to prepare for audit.	1.10	425.00	467.50
8/12/19	D B. May	Conference call with accountant regarding staff letter concerning deficiencies; review letter regarding audit.	1.00	425.00	425.00

Mr. Jay Rish  
137205.00001

<u>Date</u>	<u>Professional</u>	<u>Description</u>	<u>Hours</u>	<u>Rate</u>	<u>Amount</u>
8/13/19	D B. May	Review deficiency letter; call from accountant.	0.50	425.00	212.50
8/15/19	D B. May	Continue to analyze issues concerning deficiency letter; begin to gather information to respond to deficiency letter.	0.60	425.00	255.00
8/16/19	D B. May	Continue to review audit issues; continue to review documents provided to staff auditor by utility; call from client.	0.40	425.00	170.00
8/19/19	D B. May	Continue to analyze issues associated with deficiency; continue to gather information to remedy deficiencies in application; analyze issues associated with pass-through indexing.	0.40	425.00	170.00
8/19/19	Patrick O'Bryant	Reviewed deficiency letter; compared the noted deficiencies to the application; created checklist of remaining deficiencies for B. May; researched Price Index adjustments and pass through adjustments for rates; drafted summary of procedures and application process for B. May.	2.90	235.00	681.50
8/20/19	D B. May	Continue to analyze issues associated with deficiency; continue to gather information to remedy deficiencies in application; analyze issues associated with pass-through indexing.	0.40	425.00	170.00
8/22/19	D B. May	Continue to prepare responses to staff's deficiency letter; calls to and from utility accountant; call from client.	1.10	425.00	467.50
8/22/19	Patrick O'Bryant	Strategy teleconference with B. May and M. McKenzie regarding deficiency notice and pass through applications; correspondence with M. McKenzie re same.	0.70	235.00	164.50
8/23/19	D B. May	Multiple phone calls with utility accountant regarding deficiency letter from staff that developing information regarding deficiencies; continue to gather information regarding exhibits and updated MFRs; review staffs recommendation in docket to suspend rates.	0.70	425.00	297.50



# Holland & Knight

September 12, 2019

Invoice: 5891093

Page 3

Mr. Jay Rish  
137205.00001

<u>Date</u>	<u>Professional</u>	<u>Description</u>	<u>Hours</u>	<u>Rate</u>	<u>Amount</u>
8/26/19	D B. May	Phone conference with Mike McKenzie regarding responding to staff's deficiency letter; continue to analyze additional information concerning pro forma projects and pro forma project description in MFRs.	0.30	425.00	127.50
8/27/19	D B. May	Phone conference with Mike McKenzie.	0.30	425.00	127.50
8/29/19	D B. May	Continue to analyze issues associated with staff's deficiency letter; continue to review additional information to be supplied in response to deficiency letter; phone conference with accountant.	0.90	425.00	382.50

TOTAL FEES FOR PROFESSIONAL SERVICES: \$ 5,266.00

## Professional Summary through August 31, 2019:

<u>Professional</u>	<u>Title</u>	<u>Hours</u>	<u>Rate</u>	<u>Amount</u>
D B. May	Partner	10.40	425.00	4,420.00
D B. May	Partner	0.20	425.00	No Charge
Patrick O'Bryant	Associate	3.60	235.00	846.00
				<b>5,266.00</b>

FEES FOR PROFESSIONAL SERVICES: \$ 5,266.00  
**TOTAL DUE THIS INVOICE: (U.S. Dollar) \$ 5,266.00**

## OUTSTANDING INVOICE SUMMARY:

<u>Date</u>	<u>Invoice No.</u>	<u>Balance</u>
7/22/19	5866417	5,000.00
8/13/19	5877959	4,969.48
<b>TOTAL OUTSTANDING INVOICE(S):</b>		<b>\$9,969.48</b>

# **Attachment 3**

**Lighthouse Utilities Co Inc**  
**641 - Rental of Bldg/Real Prop**  
**January through December 2018**

<u>Type</u>	<u>Date</u>	<u>Num</u>	<u>Name</u>	<u>Amount</u>	<u>Balance</u>
<b>Jan 18</b>					
Check	01/05/2018	5472	St Joe Company	961.20	961.20
Check	01/05/2018	5475	Best American Storage	374.50	1,335.70
Check	01/23/2018	5513	Best American Storage	374.50	1,710.20
Jan 18				1,710.20	1,710.20
<b>Feb 18</b>					
Check	02/05/2018	5546	St Joe Company	961.20	961.20
Check	02/22/2018	5569	Best American Storage	374.50	1,335.70
Feb 18				1,335.70	1,335.70
<b>Mar 18</b>					
Check	03/07/2018	5611	St Joe Company	961.20	961.20
Check	03/29/2018	5658	Best American Storage	374.50	1,335.70
Mar 18				1,335.70	1,335.70
<b>Apr 18</b>					
Check	04/04/2018	5670	St Joe Company	961.20	961.20
Check	04/25/2018	5716	Best American Storage	374.50	1,335.70
Check	04/30/2018	5724	St Joe Company	961.20	2,296.90
Apr 18				2,296.90	2,296.90
<b>May 18</b>					
Check	05/30/2018	5772	Best American Storage	374.50	374.50
Check	05/30/2018	5788	St Joe Company	961.20	1,335.70
May 18				1,335.70	1,335.70
<b>Jun 18</b>					
Check	06/26/2018	5819	Best American Storage	374.50	374.50
Jun 18				374.50	374.50
<b>Jul 18</b>					
Check	07/05/2018	5854	St Joe Company	961.20	961.20
Check	07/24/2018	5899	Best American Storage	374.50	1,335.70
Check	07/30/2018	5927	St Joe Company	961.20	2,296.90
Jul 18				2,296.90	2,296.90
<b>Aug 18</b>					
Check	08/22/2018	5953	Best American Storage	374.50	374.50
Check	08/31/2018	5985	St Joe Company	961.20	1,335.70
Aug 18				1,335.70	1,335.70
<b>Sep 18</b>					
Check	09/13/2018	5993	U.S. Postal Service	144.00	144.00
Check	09/27/2018	6020	Best American Storage	374.50	518.50
Sep 18				518.50	518.50
<b>Oct 18</b>					
Check	10/01/2018	6046	St Joe Company	961.20	961.20
Oct 18				961.20	961.20
<b>Nov 18</b>					
Check	11/26/2018	6081	Best American Storage	749.00	749.00
Nov 18				749.00	749.00
<b>Dec 18</b>					
Check	12/27/2018	6186	Best American Storage	374.50	374.50
Dec 18				374.50	374.50
<b>TOTAL</b>				<b>14,624.50</b>	<b>14,624.50</b>

Sched B-5  
Line 15

Lighthouse Utilities Co Inc  
Transaction Detail By Account  
July 2018

Type	Date	Num	Name	Memo	Debit	Credit	Balance
Check	07/05/2018	5854	St Joe Company	Acct # 218369 ...	961.20		961.20
Check	07/24/2018	5899	Best American Storage	Inv # 3447	374.50		1,335.70
Check	07/30/2018	5927	St Joe Company	Acct # 218369 ...	961.20		2,296.90
<b>TOTAL</b>					<b>2,296.90</b>	<b>0.00</b>	<b>2,296.90</b>

LIGHTHOUSE UTILITIES COMPANY, INC.

5854

St Joe Company

7/5/2018

Acct # 218369 Gulf Coast Real Estate Group LLC

961.20

Capital City Bank

961.20

**GULF COAST REALESTATE GROUP LLC  
OPERATING ACCOUNT**

**5925**

St Joe Company

Acct # 218369

7/5/2018

961.20

Capital City Bank

961.20

**STATEMENT**

Date - 06/28/18  
 Account - 218369  
 Statement No - 15134  
 Page - 1

**Make Check  
Payable To:**

THE ST. JOE COMPANY  
 ATTN: ACCOUNTS RECEIVABLE  
 133 SOUTH WATERSOUND PARKWAY  
 WATERSOUND FL 32461

**From:**

THE ST. JOE COMPANY  
 ATTN: ACCOUNTS RECEIVABLE  
 133 SOUTH WATERSOUND PARKWAY  
 WATERSOUND FL 32461

**Billing Address:**

GULF COAST REAL ESTATE GROUP, LLC  
 P O Box 9  
 PORT ST JOE FL 32457

**Tenant:**

GULF COAST REAL ESTATE GROUP, LLC  
 P O Box 9  
 PORT ST JOE FL 32457

Amount Remitted: \_\_\_\_\_  
 Remit top portion with payment.

DETAIL CHARGE

**Gulf Commercial Leasing**

Unit: 300 Lease 00022200

Invoice Date	Due Date	Description	Charges	Payments	Balance	Check Number
06/01/18	07/01/18	Balance Forward			0.00	
07/01/18	07/01/18	Base Rent - Office	1,550.00		1,550.00	
07/01/18	07/01/18	Florida & Gulf County	105.40		105.40	
07/01/18	07/01/18	CAM Recovery	250.00		250.00	
07/01/18	07/01/18	Florida & Gulf County	17.00		17.00	

ACCOUNT SUMMARY

Balance Prior To	06/01/18	0.00
Plus Charges From	06/01/18	1,922.40
Less Payments / Credits From	06/01/18	0.00
<b>AMOUNT DUE:</b>		<b><u>1,922.40</u></b>

ACCOUNT AGING

Current	1 - 30	31 - 60	61 - 90	91 - 120	Over 120
1,922.40					

# INVOICE

From 07/01/18  
 Through 07/01/18  
 Account 218369  
 Lease 22200  
 Page 1  
 Refer. No 18286 001

**Remit to -**  
 THE ST. JOE COMPANY  
 ATTN: ACCOUNTS RECEIVABLE  
 133 SOUTH WATERSOUND PARKWAY  
 WATERSOUND FL 32461

**From -**

GULF COAST REAL ESTATE GROUP, LLC  
 P O Box 9  
 PORT ST JOE FL 32457

Your Account with us reflects the following amount due.  
 PLEASE NOTE STATE SALES TAX RATE IS 5.8% AS OF 1/1/18 PLUS CTY DISCRET SURTAX

Invoice Date	Due Date	Ty	Reference	Remarks	Doing Business As	Tax Amount	Invoice Amount
07/01/18	07/01/18	1	18286 001	Base Rent - Office		105.40	1,550.00
07/01/18	07/01/18	1	18286 002	Florida & Gulf County		0.00	105.40
07/01/18	07/01/18	1	18286 003	CAM Recovery		17.00	250.00
07/01/18	07/01/18	1	18286 004	Florida & Gulf County		0.00	17.00
<b>Balance Due</b>							<u>1,922.40</u>





June 25, 2018

Please find enclosed your statement for charges due pursuant to your Lease Agreement with The St. Joe Company. Should you have any questions relating to the enclosed statement or with respect to our St. Joe management services, please contact Jennifer Gray at 850.231.6528 or [jennifer.gray@joe.com](mailto:jennifer.gray@joe.com)

Thank you!

The St. Joe Company

**LIGHTHOUSE UTILITIES COMPANY, INC.**

**5819**

**Best American Storage**

**6/26/2018**

**Inv # 3249**

**374.50**

**Capital City Bank**

**Tenant No. 111496, Unit 149B**

**374.50**

GULF COAST REALESTATE GROUP LLC  
OPERATING ACCOUNT

5899

Best American Storage

6/26/2018

#3249

374.50

Capital City Bank

Tenant # 111496 Unit # 149B

374.50

**MAKE CHECK PAYABLE TO**

Best American Storage  
141 Commerce Blvd  
St. Joe, FL 32456

**INVOICE**

Unit 00149B  
Tenant 111496  
Invoice 3249  
Invoice Date June 18, 2018  
Due Date July 1, 2018  
  
Amount Due 749.00

Gulf Coast Real Estate Group LLC  
c/o: Group LLC Gulf Coast Real Estate  
P.O. Box 9  
Port St Joe FL 32457

Please check box if address is incorrect  
and indicate change. Signature is required  
to authorize address changes.

Signature \_\_\_\_\_  
AMOUNT ENCLOSED \_\_\_\_\_

**DETACH AND RETURN TOP PORTION WITH YOUR PAYMENT**

UNIT	DATE	ITEM/SERVICE	AMOUNT	TAX	DUE
00149B	7/1/2018	Rent 7/1-7/31	700.00	49.00	749.00
				Subtotal	700.00
				Taxes	49.00
				Balance Due	749.00

Please remit the total due amount of 749.00 to the above address.

Please write your unit(s) number(s) on the check.  
Please provide email address to better service you;

E-Mail: \_\_\_\_\_  
Thank you.

If you have any questions or if there is anything we can do to help with your storage needs please call 850-229-8014 or e-mail us at: americasministoragepsj@gmail.com

GULF COAST REALESTATE GROUP LLC  
OPERATING ACCOUNT

5976

St Joe Company

7/30/2018

Acct # 218369

961.20

Capital City Bank

961.20

LIGHTHOUSE UTILITIES COMPANY, INC.

5927

St Joe Company

7/30/2018

Acct # 218369 Gulf Coast Real Estate Group LLC

961.20

Capital City Bank

961.20

**STATEMENT**

Date - 07/25/18  
 Account - 218369  
 Statement No - 15309  
 Page - 1

**Make Check Payable To:**

THE ST. JOE COMPANY  
 ATTN: ACCOUNTS RECEIVABLE  
 133 SOUTH WATERSOUND PARKWAY  
 WATERSOUND FL 32461

**From:**

THE ST. JOE COMPANY  
 ATTN: ACCOUNTS RECEIVABLE  
 133 SOUTH WATERSOUND PARKWAY  
 WATERSOUND FL 32461

**Billing Address:**

GULF COAST REAL ESTATE GROUP, LLC  
 P O Box 9  
 PORT ST JOE FL 32457

**Tenant:**

GULF COAST REAL ESTATE GROUP, LLC  
 P O Box 9  
 PORT ST JOE FL 32457

Amount Remitted: \_\_\_\_\_  
 Remit top portion with payment.

DETAIL CHARGE

**Gulf Commercial Leasing**

Unit: 300 Lease 00022200

Invoice Date	Due Date	Description	Charges	Payments	Balance	Check Number
07/01/18	08/01/18	Balance Forward			0.00	
08/01/18	08/01/18	Base Rent - Office	1,550.00		1,550.00	
08/01/18	08/01/18	Florida & Gulf County	105.40		105.40	
08/01/18	08/01/18	CAM Recovery	250.00		250.00	
08/01/18	08/01/18	Florida & Gulf County	17.00		17.00	

ACCOUNT SUMMARY

Balance Prior To	07/01/18	0.00
Plus Charges From	07/01/18	1,922.40
Less Payments / Credits From	07/01/18	0.00
<b>AMOUNT DUE:</b>		<b><u>1,922.40</u></b>

ACCOUNT AGING

Current	1 - 30	31 - 60	61 - 90	91 - 120	Over 120
1,922.40					

# INVOICE

From 08/01/18  
Through 08/01/18  
Account 218369  
Lease 22200  
Page 1  
Refer. No 18440 001

**Remit to -**  
THE ST. JOE COMPANY  
ATTN: ACCOUNTS RECEIVABLE  
133 SOUTH WATERSOUND PARKWAY  
WATERSOUND FL 32461

**From -**

GULF COAST REAL ESTATE GROUP, LLC  
P O Box 9  
PORT ST JOE FL 32457

Your Account with us reflects the following amount due.  
PLEASE NOTE STATE SALES TAX RATE IS 5.8% AS OF 1/1/18 PLUS CTY DISCRET SURTAX

Invoice Date	Due Date	Ty	Reference	Remarks	Doing Business As	Tax Amount	Invoice Amount
08/01/18	08/01/18	1	18440 001	Base Rent - Office		105.40	1,550.00
08/01/18	08/01/18	1	18440 002	Florida & Gulf County		0.00	105.40
08/01/18	08/01/18	1	18440 003	CAM Recovery		17.00	250.00
08/01/18	08/01/18	1	18440 004	Florida & Gulf County		0.00	17.00
						<b>Balance Due</b>	<b>1,922.40</b>





July 25, 2018

Please find enclosed your statement for charges due pursuant to your Lease Agreement with The St. Joe Company. Should you have any questions relating to the enclosed statement or with respect to our St. Joe management services, please contact Amy Ludlam at 850.231.6528 or [amy.ludlam@joe.com](mailto:amy.ludlam@joe.com)

Thank you!

The St. Joe Company

Sched B-5  
Line 15

Lighthouse Utilities Co Inc  
Transaction Detail By Account  
April 2018

Type	Date	Num	Name	Memo	Debit	Credit	Balance
Check	04/04/2018	5670	St Joe Company	Acct # 218369 ...	961.20		961.20
Check	04/25/2018	5716	Best American Storage	Inv # 2852	374.50		1,335.70
Check	04/30/2018	5724	St Joe Company	Acct # 218369 ...	961.20		2,296.90
<b>TOTAL</b>					<b>2,296.90</b>	<b>0.00</b>	<b>2,296.90</b>

GULF COAST REALESTATE GROUP LLC  
OPERATING ACCOUNT

St Joe Company

Acct # 218369

4/4/2018

5716

961.20

Capital City Bank

961.20

**LIGHTHOUSE UTILITIES COMPANY, INC.**

**5670**

St Joe Company

4/4/2018

Acct # 218369 Gulf Coast Real Estate Group LLC

961.20

Capital City Bank

961.20

**STATEMENT**

Date - 03/30/18  
 Account - 218369  
 Statement No - 14825  
 Page - 1

**Make Check  
 Payable To:**

THE ST. JOE COMPANY  
 ATTN: ACCOUNTS RECEIVABLE  
 133 SOUTH WATERSOUND PARKWAY  
 WATERSOUND FL 32461

**From:**

THE ST. JOE COMPANY  
 ATTN: ACCOUNTS RECEIVABLE  
 133 SOUTH WATERSOUND PARKWAY  
 WATERSOUND FL 32461

**Billing Address:**

GULF COAST REAL ESTATE GROUP, LLC  
 P O Box 9  
 PORT ST JOE FL 32457

**Tenant:**

GULF COAST REAL ESTATE GROUP, LLC  
 P O Box 9  
 PORT ST JOE FL 32457

Amount Remitted: \_\_\_\_\_  
 Remit top portion with payment.

DETAIL CHARGE

**Gulf Commercial Leasing**

Unit: 300      Lease 00022200

Invoice Date	Due Date	Description	Charges	Payments	Balance	Check Number
03/01/18	04/01/18	Balance Forward			0.00	
04/01/18	04/01/18	Base Rent - Office	1,550.00		1,550.00	
04/01/18	04/01/18	Florida & Gulf County	105.40		105.40	
04/01/18	04/01/18	CAM Recovery	250.00		250.00	
04/01/18	04/01/18	Florida & Gulf County	17.00		17.00	

ACCOUNT SUMMARY

Balance Prior To	03/01/18	0.00
Plus Charges From	03/01/18	1,922.40
Less Payments / Credits From	03/01/18	0.00
<b>AMOUNT DUE:</b>		<b><u>1,922.40</u></b>

ACCOUNT AGING

Current	1 - 30	31 - 60	61 - 90	91 - 120	Over 120
1,922.40					

# INVOICE

From 04/01/18  
Through 04/01/18  
Account 218369  
Lease 22200  
Page 1  
Refer. No 17863 001

**Remit to -**  
THE ST. JOE COMPANY  
ATTN: ACCOUNTS RECEIVABLE  
133 SOUTH WATERSOUND PARKWAY  
WATERSOUND FL 32461

**From -**

GULF COAST REAL ESTATE GROUP, LLC  
P O Box 9  
PORT ST JOE FL 32457

Your Account with us reflects the following amount due.  
PLEASE NOTE STATE SALES TAX RATE IS 5.8% AS OF 1/1/18 PLUS CTY DISCRET SURTAX

Invoice Date	Due Date	Ty	Reference	Remarks	Doing Business As	Tax Amount	Invoice Amount
04/01/18	04/01/18	1	17863 001	Base Rent - Office		105.40	1,550.00
04/01/18	04/01/18	1	17863 002	Florida & Gulf County		0.00	105.40
04/01/18	04/01/18	1	17863 003	CAM Recovery		17.00	250.00
04/01/18	04/01/18	1	17863 004	Florida & Gulf County		0.00	17.00
						<b>Balance Due</b>	<b>1,922.40</b>



March 29, 2018

Please find enclosed your statement for charges due pursuant to your Lease Agreement with The St. Joe Company. Should you have any questions relating to the enclosed statement or with respect to our St. Joe management services, please contact Jennifer Gray at 850.231.6528 or [jennifer.gray@joe.com](mailto:jennifer.gray@joe.com)

Thank you!

The St. Joe Company

GULF COAST REALESTATE GROUP LLC  
OPERATING ACCOUNT

5767

- Best American Storage

4/25/2018

#2852

374.50

Capital City Bank

Tenant # 111496 Unit # 149B

374.50



LIGHTHOUSE UTILITIES COMPANY, INC.

5716

Best American Storage

4/25/2018

Inv # 2852

374.50

Capital City Bank

Tenant No. 111496, Unit 149B

374.50

**MAKE CHECK PAYABLE TO**

Best American Storage  
141 Commerce Blvd  
St. Joe, FL 32456

**INVOICE**

Unit 00149B  
Tenant 111496  
Invoice 2852  
Invoice Date April 16, 2018  
Due Date May 1, 2018  
  
Amount Due 749.00

Gulf Coast Real Estate Group LLC  
c/o: Group LLC Gulf Coast Real Estate  
P.O. Box 9  
Port St Joe FL 32457

Please check box if address is incorrect  
and indicate change. Signature is required  
to authorize address changes.

Signature \_\_\_\_\_  
AMOUNT ENCLOSED \_\_\_\_\_

**DETACH AND RETURN TOP PORTION WITH YOUR PAYMENT**

UNIT	DATE	ITEM/SERVICE	AMOUNT	TAX	DUE
00149B	5/1/2018	Rent 5/1-5/31	700.00	49.00	749.00
				Subtotal	700.00
				Taxes	49.00
				Balance Due	749.00

Please remit the total due amount of 749.00 to the above address.

Please write your unit(s) number(s) on the check.  
Please provide email address to better service you.

E-Mail: \_\_\_\_\_  
Thank you.

If you have any questions or if there is anything we can do to help with your storage needs please call 850-229-8014 or e-mail us at: [americasministoragepsj@gmail.com](mailto:americasministoragepsj@gmail.com)

LIGHTHOUSE UTILITIES COMPANY, INC.

5724

St Joe Company

4/30/2018

Acct # 218369 Gulf Coast Real Estate Group LLC

961.20

Capital City Bank

961.20

GULF COAST REALESTATE GROUP LLC  
OPERATING ACCOUNT

5792

St Joe Company

Acct # 218369

5/1/2018

961.20

Capital City Bank

961.20

**STATEMENT**

Date - 04/27/18  
 Account - 218369  
 Statement No - 14919  
 Page - 1

**Make Check**

**Payable To:** THE ST. JOE COMPANY  
 ATTN: ACCOUNTS RECEIVABLE  
 133 SOUTH WATERSOUND PARKWAY  
 WATERSOUND FL 32461

**From:** THE ST. JOE COMPANY  
 ATTN: ACCOUNTS RECEIVABLE  
 133 SOUTH WATERSOUND PARKWAY  
 WATERSOUND FL 32461

**Billing Address:** GULF COAST REAL ESTATE GROUP, LLC  
 P O Box 9  
 PORT ST JOE FL 32457

**Tenant:** GULF COAST REAL ESTATE GROUP, LLC  
 P O Box 9  
 PORT ST JOE FL 32457

Amount Remitted: \_\_\_\_\_  
 Remit top portion with payment.

DETAIL CHARGE

Gulf Commercial Leasing		Unit: 300	Lease 00022200			
Invoice Date	Due Date	Description	Charges	Payments	Balance	Check Number
04/01/18	05/01/18	Balance Forward			0.00	
05/01/18	05/01/18	Base Rent - Office	1,550.00		1,550.00	
05/01/18	05/01/18	Florida & Gulf County	105.40		105.40	
05/01/18	05/01/18	CAM Recovery	250.00		250.00	
05/01/18	05/01/18	Florida & Gulf County	17.00		17.00	

ACCOUNT SUMMARY

Balance Prior To	04/01/18	0.00
Plus Charges From	04/01/18	1,922.40
Less Payments / Credits From	04/01/18	0.00
<b>AMOUNT DUE:</b>		<b><u>1,922.40</u></b>

ACCOUNT AGING

Current	1 - 30	31 - 60	61 - 90	91 - 120	Over 120
1,922.40					

# INVOICE

From 05/01/18  
Through 05/01/18  
Account 218369  
Lease 22200  
Page 1  
Refer. No 17996 001

**Remit to -**

THE ST. JOE COMPANY  
ATTN: ACCOUNTS RECEIVABLE  
133 SOUTH WATERSOUND PARKWAY  
WATERSOUND FL 32461

**From -**

GULF COAST REAL ESTATE GROUP, LLC  
P O Box 9  
PORT ST JOE FL 32457

Your Account with us reflects the following amount due.  
PLEASE NOTE STATE SALES TAX RATE IS 5.8% AS OF 1/1/18 PLUS CTY DISCRET SURTAX

<u>Invoice Date</u>	<u>Due Date</u>	<u>Ty</u>	<u>Reference</u>	<u>Remarks</u>	<u>Doing Business As</u>	<u>Tax Amount</u>	<u>Invoice Amount</u>
05/01/18	05/01/18	1	17996 001	Base Rent - Office		105.40	1,550.00
05/01/18	05/01/18	1	17996 002	Florida & Gulf County		0.00	105.40
05/01/18	05/01/18	1	17996 003	CAM Recovery		17.00	250.00
05/01/18	05/01/18	1	17996 004	Florida & Gulf County		0.00	17.00
						<b>Balance Due</b>	<u><u>1,922.40</u></u>



April 26, 2018

Please find enclosed your statement for charges due pursuant to your Lease Agreement with The St. Joe Company. Should you have any questions relating to the enclosed statement or with respect to our St. Joe management services, please contact Jennifer Gray at 850.231.6528 or [jennifer.gray@joe.com](mailto:jennifer.gray@joe.com)

Thank you!

The St. Joe Company

# **Attachment 4**



Sched B-5  
Line 17

Lighthouse Utilities Co Inc  
Transaction Detail By Account  
July 2018

Type	Date	Num	Name	Memo	Debit	Balance
<b>fuel</b>						
Check	07/03/2018	5857	Bank of America	J V Gander Di...	1,150.00	1,150.00
Check	07/26/2018	5922	Bank of America	J V Gander Di...	1,250.00	2,400.00
Total fuel					2,400.00	2,400.00
<b>Repairs &amp; Maintenance vehicle</b>						
Check	07/20/2018	5889	Gainous Automotive...	-MULTIPLE-	2,326.81	2,326.81
Check	07/24/2018	5898	Gainous Automotive...	2006 Dodge #...	180.33	2,507.14
Total vehicle					2,507.14	2,507.14
Total Repairs & Maintenance					2,507.14	2,507.14
<b>6110 - Auto Exp</b>						
Check	07/24/2018	5906	Gulf Coast Real Est...		200.00	200.00
Total 6110 - Auto Exp					200.00	200.00
<b>TOTAL</b>					<b>5,107.14</b>	<b>5,107.14</b>

LIGHTHOUSE UTILITIES COMPANY, INC.

5898

Gainous Automotive LLC

7/24/2018

2006 Dodge #7038

180.33

Capital City Bank

180.33

**Gainous Automotive, LLC.**  
 643 Dolphin St.  
 Port St. Joe, FL 32456  
 Phone: 850-227-5072 Fax: 850-227-7514  
 Automotive & Jet Ski Repair

*Sharon*

**INVOICE**

**7038**

Org. Est. # 012063  
 MV# 25818

**INVOICE**

Date: 07/17/2018

**LIGHTHOUSE UTILITIES - LARRY MCARDLE**  
 406 MARINA DR.  
 Port Saint Joe, FL 32456  
 Office 850-227-5349 - Cellular 850-227-5349

2006 Dodge - Pickup R1500 - 5.7L, V8 (345CI) VIN(2)  
 Lic #: AINE20 Odometer In : 149237  
 Odometer Out : 149237  
 VIN # : 1D7HU1823 6S629242

Part Description	Qty	Sale	Ext	Labor Description	Ext
OIL PRESSURE SWITCH Shop Supplies	1.00	62.89	62.89 3.14	OIL PRESSURE SENDER OR SWITCH - Remove & Replace - Pressure Sensor check engine light on computer diagnostics	37.50 65.00

Org. Estimate 180.33 Revisions 0.00 Current Estimate 180.33

Labor:	102.50
Parts:	66.03
SubTotal:	168.53
Tax:	11.80
Total:	180.33
Bal Due:	\$180.33

[ Payments - ]

Vehicle Received: 7/17/2018

Customer Number : 2040

I hereby authorize the above repair work to be done along with the necessary material and hereby grant you and/or your employees permission to operate the car or truck herein described on street, highways or elsewhere for the purpose to testing and/or inspection. An express mechanic's lien is hereby acknowledged on above car or truck to secure the amount of repairs thereto. Warranty on parts and labor is 90 Days or 3,000 miles whichever comes first. Warranty work has to be performed in our shop & cannot exceed the original cost of repair.

Signature \_\_\_\_\_ Date \_\_\_\_\_

Visit us on the web : [www.gainousautomotive.com](http://www.gainousautomotive.com)

Our Email Address: [gram598@yahoo.com](mailto:gram598@yahoo.com)

Service Advisor : Gainous, David Tech : Gainous, David J

LIGHTHOUSE UTILITIES COMPANY, INC.

5889

Gainous Automotive LLC

7/20/2018

'98 Chev #7029  
'06 Dodge #7034  
'98 Chev #7036

1,659.54  
348.30  
318.97

Capital City Bank

2,326.81

**Gainous Automotive, LLC.**

643 Dolphin St.  
 Port St. Joe, FL. 32456  
 Phone: 850-227-5072 Fax: 850-227-7514  
 Automotive & Jet Ski Repair

*Sharron*

**INVOICE**

**7029**

Org. Est. # 012044  
 MV# 25618

**INVOICE**

Work Completed : 07/13/2018 Date: 07/13/2018

**LIGHTHOUSE UTILITIES - LARRY MCARDLE**

406 MARINA DR.  
 Port Saint Joe, FL 32456  
 Office 850-227-5349 -- Cellular 850-227-5349

1998 Chevrolet - Pickup C1500 - 4.3L, V6 (262CI) VIN(W)  
 Lic # : HYMZ17 Odometer In : 294223  
 Odometer Out : 294223  
 VIN # : 1GCEC14W4 WZ259418

Part Description	Qty	Sale	Ext	Labor Description	Ext
SEAL	2.00	6.23	12.48	BRAKES	
PITMAN ARM	1.00	73.96	73.96	CALIPER - Remove & Replace - Front, Both - [Includes: Perform ABS Automated Bleed procedure.] - [Includes: Bleed System and replace Pads (if necessary).] includes replace rotors and repack wheel bearings	240.00
TIRE	4.00	155.99	623.96	(Combination) - DISC ROTOR - Burnish Brake Rotors While Driving Vehicle All Applicable Models	37.50
BRAKE CALIPER	1.00	29.29	29.29	BRAKE HOSE - Remove & Replace - Each Additional - [Includes: Bleed Hydraulic System.]	15.00
BRAKE CALIPER	1.00	29.26	29.26	BRAKE HOSE - Remove & Replace - Each Additional - [Includes: Bleed Hydraulic System.]	15.00
BRAKE ROTOR	2.00	77.03	154.06	TOE-IN - Adjustment - All Applicable Models	45.00
BRAKE HOSE	1.00	22.80	22.80	MOUNT & BALLECE 4 TIRES	80.00
BRAKE HOSE	1.00	22.82	22.82	PITMAN ARM - Remove & Replace - C1500 - [DOES NOT include alignment.]	45.00
BRAKE PADS	1.00	45.75	45.75		
TIRE	4.00	5.01	20.04		
Tire Fee	4.00	1.75	7.00		
Shop Supplies			52.07		

Org. Estimate 1,659.54 Revisions 0.00 Current Estimate 1,659.54

Labor:	457.50
Parts:	1,093.47
<b>SubTotal:</b>	<b>1,550.97</b>
Tax:	108.57
<b>Total:</b>	<b>1,659.54</b>
<b>Bal Due:</b>	<b>\$1,659.54</b>

Customer Number : 2040

**[ Payments - ]**

Vehicle Received: 7/13/2018

I hereby authorize the above repair work to be done along with the necessary material and hereby grant you and/or your employees permission to operate the car or truck herein described on street, highways or elsewhere for the purpose of testing and/or inspection. An express mechanic's lien is hereby acknowledged on above car or truck to secure the amount of repairs thereto. Warranty on parts and labor is 90 Days or 3,000 miles whichever comes first. Warranty work has to be performed in our shop & cannot exceed the original cost of repair.

Signature \_\_\_\_\_

Date \_\_\_\_\_

Visit us on the web : [www.gainousautomotive.com](http://www.gainousautomotive.com)

Our Email Address: [gram598@yahoo.com](mailto:gram598@yahoo.com)

Service Advisor: Gainous, David Tech: Gainous, David 3, DELOZIER, MIKE

**Gainous Automotive, LLC.** *Sharron*  
 643 Dolphin St.  
 Port St. Joe, FL. 32456  
 Phone: 850-227-6072 Fax: 850-227-7514  
 Automotive & Jet Ski Repair

**INVOICE**  
**7034**  
 Org. Est. # 012055  
 MV# 25618

**INVOICE**

Work Completed : 07/16/2018 Date: 07/16/2018

**LIGHTHOUSE UTILITIES - LARRY MCARDLE**  
 406 MARINA DR.  
 Port Saint Joe, FL 32456  
 Office 850-227-5349 -- Cellular 850-227-5349

2006 Dodge - Pickup R1500 - 5.7L, V8 (345Ci) VIN(2)  
 Lic # : AINE20 Odometer In : 149150  
 Odometer Out : 149150  
 VIN # : 1D7HU1823 6S629242

Part Description	Qty	Sale	Ext	Labor Description	Ext
SUCTION LINE HOSE	1.00	85.73	85.73	AIR COND HOSE - Remove & Replace - Gas Jumper	45.00
FREON	1.71	12.93	22.11	Suction Hose,Each - [DOES NOT include Air Conditioning System recover, evacuate and/or recharge.]	
OIL FILTER	1.00	3.06	3.06		
ENGINE OIL	6.50	4.99	32.44	A/C SYSTEM - Complete Charge - All Applicable Models - [Includes: Air Conditioning system recover, evacuate and recharge.]	105.00
Shop Supplies			7.17	CHANGE OIL & FILTER	25.00

Org. Estimate 256.82 Revisions 0.00 Current Estimate 256.82

Labor:	175.00
Parts:	150.51
<b>SubTotal:</b>	<b>325.51</b>
Tax:	22.79
<b>Total:</b>	<b>348.30</b>
Bal Due:	\$348.30

[ Payments - ]  
 Vehicle Received: 7/13/2018

Customer Number : 2040

I hereby authorize the above repair work to be done along with the necessary material and hereby grant you and/or your employees permission to operate the car or truck herein described on street, highways or elsewhere for the purpose to testing and/or inspection. An express mechanic's lien is hereby acknowledged on above car or truck to secure the amount of repairs thereto. Warranty on parts and labor is 90 Days or 3,000 miles whichever comes first. Warranty work has to be performed in our shop & cannot exceed the original cost of repair.

Signature \_\_\_\_\_ Date \_\_\_\_\_

Visit us on the web : [www.gainousautomotive.com](http://www.gainousautomotive.com) Our Email Address: [gram598@yahoo.com](mailto:gram598@yahoo.com)

**Gainous Automotive, LLC.**

643 Dolphin St.  
 Port St. Joe, FL 32456  
 Phone: 850-227-5072 Fax: 850-227-7514  
 Automotive & Jet Ski Repair

*Sharron*

**INVOICE**

**7036**

Org. Est. # 012061  
 MV# 25618

Date: 07/16/2018

**INVOICE**

**LIGHTHOUSE UTILITIES - LARRY MCARDLE**

406 MARINA DR.  
 Port Saint Joe, FL 32456  
 Office 850-227-5349 -- Cellular 850-227-5349

1998 Chevrolet - Pickup C1500 - 4.3L, V6 (262CI) VIN(W)  
 Lic # : HYMZ17 Odometer In : 294314  
 Odometer Out : 294314  
 VIN # : 1GCEC14W4 WZ259418

Part Description	Qty	Sale	Ext	Labor Description	Ext
STEERING GEAR BOX SEAL KIT	1.00	33.22	33.22	WIPER MOTOR - Remove & Replace - Windshield	67.50
WIPER MOTOR	1.00	79.26	79.26	SECTOR SHAFT SEAL - Remove & Replace - Power Steering	112.50
Shop Supplies			5.62		

Org. Estimate 318.97 Revisions 0.00 Current Estimate 318.97

Labor:	180.00
Parts:	118.10
SubTotal:	298.10
Tax:	20.87
Total:	318.97
Bal Due:	\$318.97

**[ Payments - ]**

Vehicle Received: 7/18/2018

Customer Number : 2040

I hereby authorize the above repair work to be done along with the necessary material and hereby grant you and/or your employees permission to operate the car or truck herein described on street, highways or elsewhere for the purpose of testing and/or inspection. An express mechanic's lien is hereby acknowledged on above car or truck to secure the amount of repairs thereto. Warranty on parts and labor is 90 Days or 3,000 miles whichever comes first. Warranty work has to be performed in our shop & cannot exceed the original cost of repair.

Signature \_\_\_\_\_ Date \_\_\_\_\_

Visit us on the web : [www.gainousautomotive.com](http://www.gainousautomotive.com)

Our Email Address: [gram598@yahoo.com](mailto:gram598@yahoo.com)

Service Advisor : Gainous, David, Tech : Gainous, David 3

LIGHTHOUSE UTILITIES COMPANY, INC.  
PO BOX 428  
PORT SAINT JOE, FL 32457



7-3-18

PAY TO THE  
ORDER OF

Bank of America

\$ 1,150<sup>00</sup>

DOLLARS

MEMO

Cont # 9235576318

AUTHORIZED SIGNATURE

⑈005857⑈ ⑆063100688⑆6807923501⑈

LIGHTHOUSE UTILITIES COMPANY, INC.

5857

LIGHTHOUSE UTILITIES COMPANY, INC.

5857



LIGHTHOUSE UTILITIES COMPANY, INC.  
PO BOX 428  
PORT SAINT JOE, FL 32457

CAPITAL CITY BANK  
TALLAHASSEE, FL 32302

5922

63-68/631

CHECK ARMOR  
BY MICHAEL W. BROWN

7-26-18

PAY TO THE  
ORDER OF

*Bank of America*

\$ 1250<sup>00</sup>

*Over Payment The Hard Copy*

DOLLARS

MEMO

*Gas on Visa*



AUTHORIZED SIGNATURE



⑈005922⑈ ⑆063100688⑆6807923501⑈

LIGHTHOUSE UTILITIES COMPANY, INC.

5922

LIGHTHOUSE UTILITIES COMPANY, INC.

5922

# **Attachment 5**

LIGHTHOUSE UTILITIES COMPANY, INC.

Garrett's Backhoe and Tractor LLC

163 Sea Dune  
162 Hartley Ln

1/5/2018

5477

750.00  
750.00

Capital City Bank 1336

1,500.00

**GARRETT'S BACKHOE & TRACTOR SERVICE**

7246 HWY. 71  
 WEWAHITCHKA, FL 32465  
 (850) 827-2245 • CELL 527-1050

DATE 01-03-18

CUSTOMER'S ORDER NO. \_\_\_\_\_ PHONE NUMBER( ) \_\_\_\_\_  
 NAME Lighthouse U.L. Lines  
 ADDRESS \_\_\_\_\_

(All claims and returned goods MUST be accompanied by this bill.)

Sold By	Cash	Charge	C.O.D.	On Acct.	Mdse.Retd.	Paid Out
Quan.	Description			Price	Amount	
	<u>Tap &amp; Sewer</u> <u>163 Sea Dune</u>			<u>750<sup>00</sup></u>	<u>750<sup>00</sup></u>	
	<u>Tap &amp; Sewer</u> <u>162 Haulley Ln.</u>			<u>750<sup>00</sup></u>	<u>750<sup>00</sup></u>	
<u>Thank you!</u>						
					<u>1500<sup>00</sup></u>	

1336

Rec'd by \_\_\_\_\_

LIGHTHOUSE UTILITIES COMPANY, INC.

5503

Garrett's Backhoe and Tractor LLC

1/17/2018

121 North Hibiscus  
locate/Simmons Bayou (burned meter)  
Leak on main behind Seacliffs Townhomes

750.00  
750.00  
1,750.00

Capital City Bank

1337 1338 1339

3,250.00

**GARRETT'S BACKHOE & TRACTOR SERVICE**  
**7246 HWY. 71**  
**WEWAHITCHKA, FL 32465**  
**(850) 827-2245 • CELL 527-1050**

DATE 1-6-18

CUSTOMER'S ORDER NO. \_\_\_\_\_ PHONE NUMBER( ) \_\_\_\_\_  
 NAME Lighthouse Utilities  
 ADDRESS \_\_\_\_\_

(All claims and returned goods MUST be accompanied by this bill.)

Sold By	Cash	Charge	C.O.D.	On Acct.	Mdse.Retd.	Paid Out
Quan.	Description			Price	Amount	
	<del>121 North Hibiscus</del>					
	121 North Hibiscus				750.00	
					750.00	

*Thank you!*

1337

Rec'd by \_\_\_\_\_







LIGHTHOUSE UTILITIES COMPANY, INC.

5510

Garrett's Backhoe and Tractor LLC

1/23/2018

5119 CR30-A  
leak/191 Gulf Pines DR

750.00  
950.00

Capital City Bank

1340 1341

1,700.00



**GARRETT'S BACKHOE & TRACTOR SERVICE**  
**7246 HWY. 71**  
**WEWAHITCHKA, FL 32465**  
**(850) 827-2245 • CELL 527-1050**

DATE 1-23-08

CUSTOMER'S ORDER NO. \_\_\_\_\_ PHONE NUMBER( ) \_\_\_\_\_

NAME Lighthouse Utilities

ADDRESS \_\_\_\_\_

(All claims and returned goods MUST be accompanied by this bill.)

Sold By	Cash	Charge	C.O.D.	On Acct.	Mdse.Retd.	Paid Out
Quan.	Description			Price	Amount	
	Repaired Leg at 191 Gully times 1/2				950	00
	Rebar driven through water line (Bill owner for costs per Jay)					
	Jack				950	00

**1341**

Rec'd by \_\_\_\_\_

LIGHTHOUSE UTILITIES COMPANY, INC.

5541

Garrett's Backhoe and Tractor LLC

1/31/2018

4875 C-30A

950.00

Capital City Bank

1342

950.00

**GARRETT'S BACKHOE & TRACTOR SERVICE**  
**7246 HWY. 71**  
**WEWAHITCHKA, FL 32465**  
**(850) 827-2245 • CELL 527-1050**

DATE 01-29-18

CUSTOMER'S ORDER NO. \_\_\_\_\_ PHONE NUMBER( ) \_\_\_\_\_  
 NAME Lighthouse U.L. Lites  
 ADDRESS \_\_\_\_\_

(All claims and returned goods MUST be accompanied by this bill.)

Sold By	Cash	Charge	C.O.D.	On Acct.	Mdse. Retd.	Paid Out
Quan.	Description			Price	Amount	
	<u>Tap &amp; Service 4875 C-30A</u> <u>(2<sup>nd</sup> tender payment)</u>				<u>950.00</u>	
					<u>950.00</u>	

*Thank-you!*

1342

Rec'd by \_\_\_\_\_

LIGHTHOUSE UTILITIES COMPANY, INC.

Garrett's Backhoe and Tractor LLC

287 Myrtle St/leak  
Sago & Shoreline/leak

2/8/2018

5558

750.00  
1,750.00

Capital City Bank

1343

2,500.00

**GARRETT'S BACKHOE & TRACTOR SERVICE**  
**7246 HWY. 71**  
**WEWAHITCHKA, FL 32465**  
**(850) 827-2245 • CELL 527-1050**

DATE 2-2-18

CUSTOMER'S ORDER NO. \_\_\_\_\_ PHONE NUMBER( ) \_\_\_\_\_  
 NAME Lighthouse Utilities  
 ADDRESS \_\_\_\_\_

(All claims and returned goods MUST be accompanied by this bill.)

Sold By	Cash	Charge	C.O.D.	On Acct.	Mdse.Retd.	Paid Out
Quan.	Description			Price	Amount	
	Removed Stamp & Repaired Leak at 287 Barron Lakes 287 Myrtle St				750	00
	Repaired Leak on Sagot Shoreline Dr.				1750	00
Thank-you!						
					2500	00

1343

Rec'd by \_\_\_\_\_

LIGHTHOUSE UTILITIES COMPANY, INC.

5559

Garrett's Backhoe and Tractor LLC

2/14/2018

191 Parrott Head

2,200.00

Capital City Bank

1344

2,200.00





LIGHTHOUSE UTILITIES COMPANY, INC.

Garrett's Backhoe and Tractor LLC

leak/6" well

2/22/2018

2,600.00

5574

Capital City Bank

1345

2,600.00

**GARRETT'S BACKHOE & TRACTOR SERVICE**  
**7246 HWY. 71**  
**WEWAHITCHKA, FL 32465**  
**(850) 827-2245 • CELL 527-1050**

DATE 2-15-18

CUSTOMER'S ORDER NO. \_\_\_\_\_ PHONE NUMBER( ) \_\_\_\_\_  
 NAME Lighthouse Utilities  
 ADDRESS \_\_\_\_\_

(All claims and returned goods MUST be accompanied by this bill.)

Sold By	Cash	Charge	C.O.D.	On Acct.	Mdse.Retd.	Paid Out
Quan.	Description			Price	Amount	
	Repaired Leak at 6" well					
	Replaced 20' 4" main going out of system					
	Replaced 4" 90° with 4" 45° to reduce back					
	Pumper on out going main				2600	00
	Replaced from Boston flange					
<i>Thank-you!</i>						
					2600	00

1345

Rec'd by \_\_\_\_\_

**LIGHTHOUSE UTILITIES COMPANY, INC.**

**5600**

**Garrett's Backhoe and Tractor LLC**

**2/28/2018**

<b>4875 C-30</b>	<b>950.00</b>
<b>152 Sweetwater Shores</b>	<b>950.00</b>
<b>240 Pebble Beach</b>	<b>1,700.00</b>
<b>install Hydrant</b>	<b>5,000.00</b>
<b>leak on C-30</b>	<b>2,300.00</b>

**Capital City Bank**

**1346 1347 1348**

**10,900.00**

**GARRETT'S BACKHOE & TRACTOR SERVICE**  
**7246 HWY. 71**  
**WEWAHITCHKA, FL 32465**  
**(850) 827-2245 • CELL 527-1050**

DATE \_\_\_\_\_

CUSTOMER'S ORDER NO. \_\_\_\_\_ PHONE NUMBER( ) \_\_\_\_\_  
 NAME Lighthouse Utilities  
 ADDRESS \_\_\_\_\_

(All claims and returned goods MUST be accompanied by this bill.)

Sold By	Cash	Charge	C.O.D.	On Acct.	Mdse.Retd.	Paid Out
Quan.	Description			Price	Amount	
	Tap & Service on C-30					
	LOT <del>4875</del> 4875 C-30					
	Had to cut under payment					
	1st Tap was Done on wrong lot				950	00
	Tap & Service					
	152 Sweetwater Shores			950. <sup>00</sup>	950	00
Thank-you!						
					1900	00

**1346**

Rec'd by \_\_\_\_\_

**GARRETT'S BACKHOE & TRACTOR SERVICE**  
**7246 HWY. 71**  
**WEWAHITCHKA, FL 32465**  
**(850) 827-2245 • CELL 527-1050**

DATE 2-26-18

CUSTOMER'S ORDER NO. \_\_\_\_\_ PHONE NUMBER( ) \_\_\_\_\_  
 NAME Lighthouse Utilities  
 ADDRESS \_\_\_\_\_

(All claims and returned goods MUST be accompanied by this bill.)

Sold By	Cash	Charge	C.O.D.	On Acct.	Mdse.Retd.	Paid Out
Quan.	Description			Price	Amount	
	<u>Top &amp; Base 240 Pebble Beach</u>				<u>1700 00</u>	
	<u>Install Hydrant on Jones Homestead Rd. Near Jones Homestead Rd &amp; Hwy 98</u>					
	<u>Material + Labor</u>				<u>5600 00</u>	
<u>Thank you!</u>						
						<u>7300 00</u>

1347

Rec'd by \_\_\_\_\_



LIGHTHOUSE UTILITIES COMPANY, INC.

5630

Garrett's Backhoe and Tractor LLC

3/13/2018

152 Canoe Ln

3,200.00

Capital City Bank

1349

3,200.00





LIGHTHOUSE UTILITIES COMPANY, INC.

5649

Garrett's Backhoe and Tractor LLC

3/29/2018

4238 C-30

1,350.00

new camp ground (bore & tap/580' 2" main) on c-30

7,800.00

Capital City Bank

1350 1351

9,150.00





LIGHTHOUSE UTILITIES COMPANY, INC.

5669

Garrett's Backhoe and Tractor LLC

4/4/2018

171 S Oak St

750.00

Capital City Bank

1352

750.00



**LIGHTHOUSE UTILITIES COMPANY, INC.**

**5678**

**Garrett's Backhoe and Tractor LLC**

**4/11/2018**

**Leak/Painted Pony & Red Bird Ln**

**3,450.00**

**Capital City Bank**

**1353**

**3,450.00**

**GARRETT'S BACKHOE & TRACTOR SERVICE**  
**7246 HWY. 71**  
**WEWAHITCHKA, FL 32465**  
**(850) 827-2245 • CELL 527-1050**

DATE 4-10-18

CUSTOMER'S ORDER NO. \_\_\_\_\_ PHONE NUMBER( ) \_\_\_\_\_  
 NAME Lighthouse Utilities  
 ADDRESS \_\_\_\_\_

(All claims and returned goods MUST be accompanied by this bill.)

Sold By	Cash	Charge	C.O.D.	On Acct.	Mdse.Retd.	Paid Out
Quan.	Description			Price	Amount	
	Repaired bad leak at Pintas Pony & Red Bird Ln Broken on main				3450.00	
					3450.00	

*Thank-you!*

1353

Rec'd by \_\_\_\_\_



LIGHTHOUSE UTILITIES COMPANY, INC.

5690

Garrett's Backhoe and Tractor LLC

4/13/2018

7228 SR30-A

950.00

Capital City Bank

1354

950.00



LIGHTHOUSE UTILITIES COMPANY, INC.

5718

Garrett's Backhoe and Tractor LLC

4/25/2018

109 Curve Rd

750.00

Capital City Bank

1355

750.00



LIGHTHOUSE UTILITIES COMPANY, INC.

5725

Garrett's Backhoe and Tractor LLC

107 W Rodgers St

4/30/2018

650.00

Capital City Bank 1356

650.00

---

**GARRETT'S BACKHOE & TRACTOR SERVICE**  
**7246 HWY. 71**  
**WEWAHITCHKA, FL 32465**  
**(850) 827-2245 • CELL 527-1050**

DATE 04-27-15

CUSTOMER'S ORDER NO. \_\_\_\_\_ PHONE NUMBER( ) \_\_\_\_\_  
 NAME Lighthouse Utilities  
 ADDRESS \_\_\_\_\_

(All claims and returned goods MUST be accompanied by this bill.)

Sold By	Cash	Charge	C.O.D.	On Acct.	Mdse.Retd.	Paid Out
Quan.	Description			Price	Amount	
	<u>Tap &amp; Service</u>					
	<u>at 107 West Rodgers St.</u>				<del>750 00</del>	
					650 00	
					650 00	
					<del>750 00</del>	

*Thank-you!*

1356

Rec'd by \_\_\_\_\_

**LIGHTHOUSE UTILITIES COMPANY, INC.**

**5744**

**Garrett's Backhoe and Tractor LLC**

**5/10/2018**

130 Sable Cir (repair Driveway)	1,000.00
130 Sable Cir (supplies)	342.86
7174 SR 30A	950.00
130 Sable Cir (leak)	1,350.00
164 Louisiana Ln	650.00

**Capital City Bank**

**1357 1358**

**4,292.86**

**GARRETT'S BACKHOE & TRACTOR SERVICE**  
**7246 HWY. 71**  
**WEWAHITCHKA, FL 32465**  
**(850) 827-2245 • CELL 527-1050**

DATE \_\_\_\_\_

CUSTOMER'S ORDER NO. \_\_\_\_\_ PHONE NUMBER( ) \_\_\_\_\_  
 NAME Lighthouse U.T. Lites  
 ADDRESS \_\_\_\_\_

(All claims and returned goods MUST be accompanied by this bill.)

Sold By	Cash	Charge	C.O.D.	On Acct.	Mdse.Retd.	Paid Out
Quan.	Description			Price	Amount	
	Tap & Service at 7174 SR 30A					
	Bad Saddle would NOT Stop Leaking Removed Saddle with wrap & Retaped			950		00
	Leak 130 Sable Cir. Basin Dunes Removed DRIVE way to Repair Leak			1350		00
	Tap & Service at 164 Louisiana Ln.					650 00
						2950 00

**1357**

Rec'd by \_\_\_\_\_



**GARRETT'S BACKHOE & TRACTOR SERVICE**  
**7246 HWY. 71**  
**WEWAHITCHKA, FL 32465**  
**(850) 827-2245 • CELL 527-1050**

DATE 5-7-18

CUSTOMER'S ORDER NO. \_\_\_\_\_ PHONE NUMBER( ) \_\_\_\_\_  
 NAME Lighthouse Utilities  
 ADDRESS \_\_\_\_\_

(All claims and returned goods MUST be accompanied by this bill.)

Sold By	Cash	Charge	C.O.D.	On Acct.	Mdse.Rtd.	Paid Out
Quan.	Description			Price	Amount	
	Repairs Driveway					
	130 Sable Cir barrier Dunes					
	with rock & remove					
	old broken concrete				1000	00
	Replacant of 12" SS Unwrap					
	around for 12" mid					
	Put back in Forestry					
	Get from Jamies Supply					
	Lighthouse Does NOT have recant				342	86
	with Lanier Supply				1,342	86

1358

Rec'd by \_\_\_\_\_

LIGHTHOUSE UTILITIES COMPANY, INC.

5754

Garrett's Backhoe and Tractor LLC

5/31/2018

257 N Hibbis Dr  
leak/551 Barrier Dunes

650.00  
3,850.00

Capital City Bank      1359 1360

4,500.00

**GARRETT'S BACKHOE & TRACTOR SERVICE**  
**7246 HWY. 71**  
**WEWAHITCHKA, FL 32465**  
**(850) 827-2245 • CELL 527-1050**

DATE 5-18-15

CUSTOMER'S ORDER NO. \_\_\_\_\_ PHONE NUMBER( ) \_\_\_\_\_  
 NAME Lighthouse Utilities  
 ADDRESS \_\_\_\_\_

(All claims and returned goods MUST be accompanied by this bill.)

Sold By	Cash	Charge	C.O.D.	On Acct.	Mdse.Retd.	Paid Out
Quan.	Description			Price	Amount	
	<u>Tap + Service at</u>					
	<u>257 N. Hibbis Dr.</u>				<u>650.00</u>	
					<u>650.00</u>	

*Thank you!*

**1359**

Rec'd by \_\_\_\_\_

**GARRETT'S BACKHOE & TRACTOR SERVICE**  
**7246 HWY. 71**  
**WEWAHITCHKA, FL 32465**  
**(850) 827-2245 • CELL 527-1050**

DATE 05-21-18

CUSTOMER'S ORDER NO. \_\_\_\_\_ PHONE NUMBER( ) \_\_\_\_\_  
 NAME Lighthouse Utilities  
 ADDRESS \_\_\_\_\_

(All claims and returned goods MUST be accompanied by this bill.)

Sold By	Cash	Charge	C.O.D.	On Acct.	Mdse.Retd.	Paid Out
Quan.	Description			Price	Amount	
	Repaired leak under Road beside unit 551 Bannin Homes Dr. on service main (Very Hard)				3850 00	
					3850 00	

*Thank-you!*

1360

Rec'd by \_\_\_\_\_

LIGHTHOUSE UTILITIES COMPANY, INC.

5794

Garrett's Backhoe and Tractor LLC

6/8/2018

leak/Painted Pony Rd  
Lanier supply  
rock

4,300.00  
1,241.00  
700.00

Capital City Bank 1361

6,241.00

**GARRETT'S BACKHOE & TRACTOR SERVICE**  
**7246 HWY. 71**  
**WEWAHITCHKA, FL 32465**  
**(850) 827-2245 • CELL 527-1050**

DATE 6-1-18

CUSTOMER'S ORDER NO. \_\_\_\_\_ PHONE NUMBER( ) \_\_\_\_\_  
 NAME Lighthouse Utilities  
 ADDRESS \_\_\_\_\_

(All claims and returned goods MUST be accompanied by this bill.)

Sold By	Cash	Charge	C.O.D.	On Acct.	Mdse.Retd.	Paid Out
Quan.	Description			Price	Amount	
	Repaired Leak on Printed Paper Rd. (Very wet after storm)				4300 00	
	(Lawler Supply) Material for Job Not <del>in</del> in stock at Wallace pump				1,241 00	
	Rock (1 Load) to Repair Road (Spent Rock)				700 00	
					6241 00	

1361

Rec'd by \_\_\_\_\_

LIGHTHOUSE UTILITIES COMPANY, INC.

5814

Garrett's Backhoe and Tractor LLC

6/18/2018

leak/Painted Pony Rd  
leak\6368 Cape San Blas Rd

450.00  
1,850.00

Capital City Bank 1362 1363

2,300.00

**GARRETT'S BACKHOE & TRACTOR SERVICE**  
**7246 HWY. 71**  
**WEWAHITCHKA, FL 32465**  
**(850) 827-2245 • CELL 527-1050**

DATE 6-8-18

CUSTOMER'S ORDER NO. \_\_\_\_\_ PHONE NUMBER( ) \_\_\_\_\_  
 NAME Lighthouse Utilities  
 ADDRESS \_\_\_\_\_

(All claims and returned goods MUST be accompanied by this bill.)

Sold By	Cash	Charge	C.O.D.	On Acct.	Mdse.Retd.	Paid Out
Quan.	Description			Price	Amount	
	Replaced Oyster shells on pointed pony Road to match where break was at.					
	Oyster Spalls was to cover Rock that was used to repair rd.					
	Oyster shells came from Raw Bar No Charge			-	0-	
	Haul & Spread with Skid Steer & Dump Tr.					450 00
						450 00

**1362**

Rec'd by \_\_\_\_\_



**GARRETT'S BACKHOE & TRACTOR SERVICE**  
**7246 HWY. 71**  
**WEWAHITCHKA, FL 32465**  
**(850) 827-2245 • CELL 527-1050**

DATE 6/9/18

CUSTOMER'S ORDER NO. \_\_\_\_\_ PHONE NUMBER( ) \_\_\_\_\_  
 NAME Lighthouse Utilities  
 ADDRESS \_\_\_\_\_

(All claims and returned goods MUST be accompanied by this bill.)

Sold By	Cash	Charge	C.O.D.	On Acct.	Mdse.Retd.	Paid Out
Quan.	Description			Price	Amount	
	Repair Leak at 6368 Cape Sanibel Road					
	Leaking on main Broken on Saddle under Cape Sanibel Rough unable to cut water for repair Repaired Saddle + New Curb Stop at Main					1850 00
	Thank-you!					
						1850 00

1363

Rec'd by \_\_\_\_\_

**LIGHTHOUSE UTILITIES COMPANY, INC.**

**5853**

**Garrett's Backhoe and Tractor LLC**

**7/2/2018**

**leak/Barrier Dunes**

**1,350.00**

**Capital City Bank      1364**

**1,350.00**

**GARRETT'S BACKHOE & TRACTOR SERVICE**  
**7246 HWY. 71**  
**WEWAHITCHKA, FL 32465**  
**(850) 827-2245 • CELL 527-1050**

DATE 6/25/18

CUSTOMER'S ORDER NO. \_\_\_\_\_ PHONE NUMBER( ) \_\_\_\_\_  
 NAME Lighthouse Utilities  
 ADDRESS \_\_\_\_\_

(All claims and returned goods MUST be accompanied by this bill.)

Sold By	Cash	Charge	C.O.D.	On Acct.	Mdse.Retd.	Paid Out
Quan.	Description			Price	Amount	
	Repaired Leak					
	Deserch units 551 & 550					
	Garmin Dunes Dr.				1350 00	
					1350 00	

*Thank-you!*

1364

Rec'd by \_\_\_\_\_

LIGHTHOUSE UTILITIES COMPANY, INC.

5855

Garrett's Backhoe and Tractor LLC

7/6/2018

932 Indian pass Rd  
5061 SR 30-A (Robert Theis)  
103 E Seascape

750.00  
750.00  
750.00

Capital City Bank      1365

2,250.00

**GARRETT'S BACKHOE & TRACTOR SERVICE**  
**7246 HWY. 71**  
**WEWAHITCHKA, FL 32465**  
**(850) 827-2245 • CELL 527-1050**

DATE 06-30-18

CUSTOMER'S ORDER NO. \_\_\_\_\_ PHONE NUMBER( ) \_\_\_\_\_  
 NAME Lighthouse Utilities  
 ADDRESS \_\_\_\_\_

(All claims and returned goods MUST be accompanied by this bill.)

Sold By	Cash	Charge	C.O.D.	On Acct.	Mdse.Retd.	Paid Out
Quan.	Description			Price	Amount	
	<u>Pay &amp; Service 932 Indian Pass Road</u>				750 00	
	<u>Pay &amp; Service 5061 SR30A</u>					
	<u>lot on c-30 across from 5064 - owner Robert Theis</u>				750 00	
	<u>Address 5061</u>					
	<u>Pay &amp; Service 103 E SENGAPL</u>				750 00	
<u>Thank-you!</u>						
						2250 00

1365

Rec'd by \_\_\_\_\_

LIGHTHOUSE UTILITIES COMPANY, INC.

5874

Garrett's Backhoe and Tractor LLC

7/10/2018

225 S Palm  
162 White Sands  
6240 CR 30-A

1,600.00  
1,600.00  
750.00

Capital City Bank      1366

3,950.00

**GARRETT'S BACKHOE & TRACTOR SERVICE**  
**7246 HWY. 71**  
**WEWAHITCHKA, FL 32465**  
**(850) 827-2245 • CELL 527-1050**

DATE 7/09/15

CUSTOMER'S ORDER NO. \_\_\_\_\_ PHONE NUMBER( ) \_\_\_\_\_  
 NAME Lighthouse Utilities  
 ADDRESS \_\_\_\_\_

(All claims and returned goods MUST be accompanied by this bill.)

Sold By	Cash	Charge	C.O.D.	On Acct.	Mdse.Retd.	Paid Out
Quan.	Description			Price	Amount	
	<u>Tap &amp; Bore 225 S. Palm</u>			<u>Tap</u>	<u>750</u>	<u>00</u>
				<u>Bore</u>	<u>850</u>	<u>00</u>
	<u>Tap &amp; Bore 162 white Sands</u>			<u>Tap</u>	<u>250</u>	<u>00</u>
				<u>Bore</u>	<u>350</u>	<u>00</u>
	<u>Tap &amp; Service 6240 C R 30-A</u>				<u>750</u>	<u>00</u>
<u>Thank you!</u>						
						<u>3950</u>
						<u>00</u>

**1366**

Rec'd by \_\_\_\_\_

LIGHTHOUSE UTILITIES COMPANY, INC.

5879

Garrett's Backhoe and Tractor LLC

7/13/2018

leak/Secluded dunes Dr

3,150.00

Capital City Bank 1367

3,150.00



**GARRETT'S BACKHOE & TRACTOR SERVICE**  
**7246 HWY. 71**  
**WEWAHITCHKA, FL 32465**  
**(850) 827-2245 • CELL 527-1050**

DATE 07-11-18

CUSTOMER'S ORDER NO. \_\_\_\_\_ PHONE NUMBER( ) \_\_\_\_\_  
 NAME Lighthouse Mt. Lakes  
 ADDRESS \_\_\_\_\_

(All claims and returned goods MUST be accompanied by this bill.)

Sold By	Cash	Charge	C.O.D.	On Acct.	Mdse.Retd.	Paid Out
Quan.	Description			Price	Amount	
	<u>Repaired Leak on Succeeded O-rings</u> <u>W/ Down from Gate</u> <u>Broken 16" mm broken by</u> <u>fence post driven into mm</u>				3150 00	
					3150 00	

*Thank-you!*

**1367**

Rec'd by \_\_\_\_\_

LIGHTHOUSE UTILITIES COMPANY, INC.

5897

Garrett's Backhoe and Tractor LLC

7/24/2018

720 Plantation Dr  
Ponderosa Dr (across from Prairie Ln

750.00  
750.00

Capital City Bank

1368

1,500.00

**GARRETT'S BACKHOE & TRACTOR SERVICE**  
**7246 HWY. 71**  
**WEWAHITCHKA, FL 32465**  
**(850) 827-2245 • CELL 527-1050**

DATE 07-23-18

CUSTOMER'S ORDER NO. \_\_\_\_\_ PHONE NUMBER( ) \_\_\_\_\_  
 NAME Lighthouse Utilities  
 ADDRESS \_\_\_\_\_

(All claims and returned goods MUST be accompanied by this bill.)

Sold By	Cash	Charge	C.O.D.	On Acct.	Mdse.Retd.	Paid Out
Quan.	Description			Price	Amount	
	<u>Tap of Service</u>					
	<u>720 Plantation Dr</u>					
	<u>(See collection with)</u>				<u>750</u>	<u>00</u>
	<u>Tap of Service on Purchase Dr</u>					
	<u>Lot across from PAMIE LN</u>				<u>750</u>	<u>00</u>
					<u>1500</u>	<u>00</u>

*Thank you!*

**1368**

Rec'd by \_\_\_\_\_

LIGHTHOUSE UTILITIES COMPANY, INC.

5926

Garrett's Backhoe and Tractor LLC

7/30/2018

repaired leak near S Gulf Fire Dept

1,300.00

Capital City Bank

1369

1,300.00

**GARRETT'S BACKHOE & TRACTOR SERVICE**

7246 HWY. 71  
 WEWAHITCHKA, FL 32465  
 (850) 827-2245 • CELL 527-1050

DATE 06-26-18

CUSTOMER'S ORDER NO. \_\_\_\_\_ PHONE NUMBER( ) \_\_\_\_\_  
 NAME Lighthouse Ut. Lites  
 ADDRESS \_\_\_\_\_

(All claims and returned goods MUST be accompanied by this bill.)

Sold By	Cash	Charge	C.O.D.	On Acct.	Mdse.Retd.	Paid Out
Quan.	Description			Price	Amount	
	Repaired Leak, Next to S. Owy Fire Dept Broken main (used 2 pumps)				1300	00
					1300	00

Thank-you!

1369

Rec'd by \_\_\_\_\_

LIGHTHOUSE UTILITIES COMPANY, INC.

5941

Garrett's Backhoe and Tractor LLC

8/10/2018

150 Jasmine Ln  
510 Starbuck Dr  
Billy Joe Rish Park

750.00  
750.00  
3,150.00

Capital City Bank 1369

4,650.00

**GARRETT'S BACKHOE & TRACTOR SERVICE**  
**7246 HWY. 71**  
**WEWAHITCHKA, FL 32465**  
**(850) 827-2245 • CELL 527-1050**

DATE 8-8-15

CUSTOMER'S ORDER NO. \_\_\_\_\_ PHONE NUMBER( ) \_\_\_\_\_  
 NAME Light House Utilities  
 ADDRESS \_\_\_\_\_

(All claims and returned goods MUST be accompanied by this bill.)

Sold By	Cash	Charge	C.O.D.	On Acct.	Mdse.Retd.	Paid Out
Quan.	Description				Price	Amount
	<u>Top of Service 150</u>					
	<u>ISSUING LN</u>					<u>750 00</u>
	<u>Top of Service 510 Ins Backh.</u>					<u>750 00</u>
	<u>Repaired Leak Billy Joe</u>					
	<u>Risk Park</u>					
	<u>Broken at 4x2 reducer</u>					
	<u>Next to Power Generator</u>					
	<u>Repaired from 4" main</u>					
	<u>to 2" back flow,</u>					<u>3150 00</u>
						<u>4650 00</u>

1370

Rec'd by \_\_\_\_\_

LIGHTHOUSE UTILITIES COMPANY, INC.

5967

Garrett's Backhoe and Tractor LLC

8/22/2018

5720 CSB Rd

1,500.00

Capital City Bank 1371

1,500.00



**GARRETT'S BACKHOE & TRACTOR SERVICE**  
**7246 HWY. 71**  
**WEWAHITCHKA, FL 32465**  
**(850) 827-2245 • CELL 527-1050**

DATE 8-22-18

CUSTOMER'S ORDER NO. \_\_\_\_\_ PHONE NUMBER( ) \_\_\_\_\_  
 NAME Lighthouse Utilities  
 ADDRESS \_\_\_\_\_

(All claims and returned goods MUST be accompanied by this bill.)

Sold By	Cash	Charge	C.O.D.	On Acct.	Mdse.Retd.	Paid Out
Quan.	Description		Price	Amount		
	<u>Top of Service at 5720 Cape San Blas Rd Cleared behind retaining wall to run WATER line 100' to property line for Service</u>					<u>1500.00</u>
						<u>1500.00</u>

*Thank-you!*

1371

Rec'd by \_\_\_\_\_

LIGHTHOUSE UTILITIES COMPANY, INC.

5989

Garrett's Backhoe and Tractor LLC

9/5/2018

10200 C30A  
road shoulder  
591 Gulf Pines Dr  
800 Plantation Dr

750.00  
1,000.00  
750.00  
750.00

Capital City Bank 1372

3,250.00

**GARRETT'S BACKHOE & TRACTOR SERVICE**  
**7246 HWY. 71**  
**WEWAHITCHKA, FL 32465**  
**(850) 827-2245 • CELL 527-1050**

DATE 9-3-18

CUSTOMER'S ORDER NO. \_\_\_\_\_ PHONE NUMBER( ) \_\_\_\_\_  
 NAME Lighthouse Utilites  
 ADDRESS \_\_\_\_\_

(All claims and returned goods MUST be accompanied by this bill.)

Sold By	Cash	Charge	C.O.D.	On Acct.	Mdse.Retd.	Paid Out
Quan.	Description				Price	Amount
	<u>Tot &amp; Service 10200 C-30-A</u>					<u>750 00</u>
	<u>Repair cut Rexel skolder</u>					<u>1000 00</u>
	<u>Tot &amp; Service 591 Gulf Pines Dr</u>					<u>750 00</u>
	<u>Tot &amp; Service 800 Plainwater Dr</u>					<u>750 00</u>
<u>Thank-you!</u>						
						<u>3250 00</u>

**1372**

Rec'd by \_\_\_\_\_

LIGHTHOUSE UTILITIES COMPANY, INC.

6002

Garrett's Backhoe and Tractor LLC

9/14/2018

leak/616 Gulf Pines Dr

950.00

116 McCoshMill Rd

750.00

city sewer lift station/SecludedDunesDr

750.00

302 Treasure Dr

3,450.00

Capital City Bank

1373

5,900.00

**GARRETT'S BACKHOE & TRACTOR SERVICE**  
 7246 HWY. 71  
 WEWAHITCHKA, FL 32465  
 (850) 827-2245 • CELL 527-1050

DATE 9-9-15

CUSTOMER'S ORDER NO. \_\_\_\_\_ PHONE NUMBER( ) \_\_\_\_\_  
 NAME Lighthouse Ut. Cities  
 ADDRESS \_\_\_\_\_

(All claims and returned goods MUST be accompanied by this bill.)

Sold By	Cash	Charge	C.O.D.	On Acct.	Mdse.Retd.	Paid Out
Quan.	Description			Price	Amount	
	Repaired Leak in front of 616					
	Cully Pines Dr.				950 00	
	Leak on 116 McCoshmill Rd				750 00	
	Tap for City Sewer LIFT STATION					
	Sounded Dunes DR				750 00	
	Leak close to 302 Tussock Ln.					
	main was tree roots broken					
	Had to Remove Big Pine Tree & Palm Tree					
	all was under WATER Very hard				3450 00	
					5900 00	

1373

Rec'd by \_\_\_\_\_

LIGHTHOUSE UTILITIES COMPANY, INC.

6010

Garrett's Backhoe and Tractor LLC

9/20/2018

1014 Indian Pass Rd

750.00

Capital City Bank

1374

750.00



LIGHTHOUSE UTILITIES COMPANY, INC.

6042

Garrett's Backhoe and Tractor LLC

10/1/2018

7110 C-30/leak on 12" main  
587 Plantation Dr

2,850.00  
1,600.00

Capital City Bank      1375 1376

4,450.00







LIGHTHOUSE UTILITIES COMPANY, INC.

6047

Garrett's Backhoe and Tractor LLC

10/2/2018

valve housing on 3 valves	3,000.00
115 Mariner Ln	750.00
127 Westwind	750.00
3637 CSB Rd	750.00
196 Sweet Water Shores	750.00
flush hydrant/Sweet Water Shores	1,500.00

Capital City Bank 1377 1378

7,500.00

**GARRETT'S BACKHOE & TRACTOR SERVICE**  
**7246 HWY. 71**  
**WEWAHITCHKA, FL 32465**  
**(850) 827-2245 • CELL 527-1050**

DATE 10-1-15

CUSTOMER'S ORDER NO. \_\_\_\_\_ PHONE NUMBER( ) \_\_\_\_\_  
 NAME Lighthouse Utilities  
 ADDRESS \_\_\_\_\_

(All claims and returned goods MUST be accompanied by this bill.)

Sold By	Cash	Charge	C.O.D.	On Acct.	Mdse.Retd.	Paid Out
Quan.	Description			Price	Amount	
	<u>Tap &amp; Service 115 MARINEA LN</u>				<u>750</u>	<u>00</u>
	<u>Tap &amp; Service 127 Westwind</u>				<u>750</u>	<u>00</u>
	<u>Tap &amp; Service 3637 Cape San Blas Rd</u>				<u>750</u>	<u>00</u>
	<u>Tap &amp; Service 196 Sweet water shores</u>				<u>750</u>	<u>00</u>
	<u>Relocate + Extend Fresh Hydrant At end of Sweet water shores</u>				<u>1500</u>	<u>00</u>
					<u>4500</u>	<u>00</u>

**1377**

Rec'd by \_\_\_\_\_



LIGHTHOUSE UTILITIES COMPANY, INC.

6048

Garrett's Backhoe and Tractor LLC

10/2/2018

2 way radio repair

322.60

Capital City Bank 1480

322.60

# GARRETT'S BACKHOE & TRACTOR SERVICE

7246 HWY. 71  
WEWAHITCHKA, FL 32465  
CELL 527-1050

CUSTOMER'S ORDER NO.	PHONE	DATE
----------------------	-------	------

NAME: *Lighthouse Utilities*

ADDRESS:

SOLD BY	CASH	C.O.D.	CHARGE	ON ACCT.	MDSE. RET'D.	PAID OUT	
---------	------	--------	--------	----------	--------------	----------	--

QTY.	DESCRIPTION	PRICE	AMOUNT
	<i>2 way Radio Repair</i>		<i>146 12</i>
	<i>2 mic's for Radio</i>		<i>96 48</i>
	<i>2 new ANTENNAS for Roof mount</i>		<i>80 00</i>
<div style="border: 1px solid black; border-radius: 50%; padding: 10px; display: inline-block;"> <p style="font-size: 2em; margin: 0;">Reimbursement</p> </div>			
		TAX	

RECEIVED BY		<b>TOTAL</b>	<i>322 60</i>
-------------	--	--------------	---------------

CAPITAL CITY BANK  
TALLAHASSEE, FL 32302

6080

63-68/631

CHECK ARMOR  
FACILITY

LIGHTHOUSE UTILITIES COMPANY, INC.  
PO BOX 428  
PORT SAINT JOE, FL 32457

11-7-18

PAY TO THE ORDER OF Corratts Bunkhee & Tractor \$ 8350<sup>00</sup>  
Eight Thousand Three Hundred Fifty DOLLARS

MEMO



AUTHORIZED SIGNATURE



⑈006080⑈ ⑆063100688⑆6807923501⑈

LIGHTHOUSE UTILITIES COMPANY, INC.

6080



# GARRETT'S BACKHOE & TRACTOR SERVICE

7246 HWY. 71  
WEWAHITCHKA, FL 32465  
CELL 527-1050

CUSTOMER'S ORDER NO. \_\_\_\_\_ PHONE \_\_\_\_\_ DATE 11-03-18

NAME Lighthouse UTILITIES  
ADDRESS \_\_\_\_\_

SOLD BY	CASH	C.O.D.	CHARGE	ON ACCT.	MOSE. RET'D.	PAID OUT
---------	------	--------	--------	----------	--------------	----------

QTY.	DESCRIPTION	PRICE	AMOUNT
------	-------------	-------	--------

Repaired Leak on 8" main  
Sewer Line Broken At Man

Leak was at Stump Hole  
area at end of retainer well 1600 00

Broken By Sewer crew  
putting in Sewer line

Dug up both Sides of Road  
to gain access to Man

(Michael Rodgers came out  
and repaired Road)

RECEIVED BY Per. Larry TAX \_\_\_\_\_  
TOTAL 1,600 00

PRODUCT 810T All claims and returned goods must be accompanied by this bill.

1484

THANK YOU

# GARRETT'S BACKHOE & TRACTOR SERVICE

7246 HWY. 71  
WEWAHITCHKA, FL 32465  
CELL 527-1050

CUSTOMER'S ORDER NO. \_\_\_\_\_ PHONE \_\_\_\_\_ DATE 10-31-18

NAME Lighthouse Utilities  
ADDRESS \_\_\_\_\_

HURRICANE MICHAEL REPAIR/ASSISTANCE TO LOCATING LEAKS

SOLD BY \_\_\_\_\_ CASH \_\_\_\_\_ C.O.D. \_\_\_\_\_ CHARGE \_\_\_\_\_ ON ACCT. \_\_\_\_\_ MDSE. RET'D \_\_\_\_\_ PAID OUT \_\_\_\_\_

QTY.	DESCRIPTION	PRICE	AMOUNT
10-19	Had leak on Jones homestead Rd Flush 2" VALVE 2" Broken Got to return too deep/water cut off water to flush		
10-19	Repaired Leak Next to Jays House		
10-25	worked on Broken Lines Removed Trash to Get to Lines		
10-27	worked on Lines locate VALVES all day with Pipe Crew.		
10-28	worked on Lines + Getting water back on		
		TAX	
		TOTAL	6,000.00

RECEIVED BY 4 Days @ 1500

D. PRODUCT 610T

All claims and returned goods must be accompanied by this bill

1181

THANK YC

# GARRETT'S BACKHOE & TRACTOR SERVICE

7246 HWY. 71  
WEWAHITCHKA, FL 32465  
CELL 527-1050

CUSTOMER'S ORDER NO.	PHONE	DATE
		11-02-18
NAME <i>Lighthouse Util. Lites</i>		
ADDRESS		

SOLD BY	CASH	C.O.D.	CHARGE	ON ACCT.	MDSE. RET'D.	PAID OUT
---------	------	--------	--------	----------	--------------	----------

QTY.	DESCRIPTION	PRICE	AMOUNT
------	-------------	-------	--------

*Repaired Broken main  
at CSO & Sandpiper  
Broken by Power Curb  
(Master)*

RECEIVED BY	TAX	TOTAL	<i>750</i>
-------------	-----	-------	------------

PRODUCT 610T

All claims and returned goods must be accompanied by this bill.

1482

THANK YOU

LIGHTHOUSE UTILITIES COMPANY, INC.

6115

Garrett's Backhoe and Tractor LLC

11/20/2018

leak/Haven Rd

2,250.00

Capital City Bank 1485

2,250.00



LIGHTHOUSE UTILITIES COMPANY, INC.

6144

Garrett's Backhoe and Tractor LLC

12/7/2018

leak/146 Cozumel Dr

1,650.00

Capital City Bank 1486

1,650.00

# GARRETT'S BACKHOE & TRACTOR SERVICE

7246 HWY. 71  
WEWAHITCHKA, FL 32465  
CELL 527-1050

CUSTOMER'S ORDER NO.

PHONE

DATE

11-28-18

NAME

Lighthouse U.T. LUTIES

ADDRESS

SOLD BY

CASH

C.O.D.

CHARGE

ON ACCT.

MDSE. RET'D.

PAID OUT

QTY.

DESCRIPTION

PRICE

AMOUNT

Repaired Leak  
in front of  
192 Cozumel LQ,

1650 00

TAX

RECEIVED BY

TOTAL

1650 00

D PRODUCT 610T

All claims and returned goods must be accompanied by this bill.

1486

THANK YOU

LIGHTHOUSE UTILITIES COMPANY, INC.

6161

Garrett's Backhoe and Tractor LLC

12/11/2018

770-772 Indian Pass Rd

750.00

Capital City Bank

1487

750.00



# GARRETT'S BACKHOE & TRACTOR SERVICE

7246 HWY. 71  
 WEWAHITCHKA, FL 32465  
 CELL 527-1050

CUSTOMER'S ORDER NO.	PHONE	DATE <i>12/3/18</i>
NAME <i>Lighthouse Utilities</i>		
ADDRESS		

SOLD BY	CASH	C.O.D.	CHARGE	ON ACCT.	MDSE. RET'D.	PAID OUT
---------	------	--------	--------	----------	--------------	----------

QTY.	DESCRIPTION	PRICE	AMOUNT
	<i>Tap &amp; Sewer to 7708 772 Indian Pass Rd.</i>		<i>750 00</i>

RECEIVED BY	TAX	TOTAL
		<i>750 00</i>

LIGHTHOUSE UTILITIES COMPANY, INC.

6205

Garrett's Backhoe and Tractor LLC

1/3/2019

Barefoot & Cottage Ln/leak	750.00
curb stop/811 Secluded DunesDr	950.00
Secluded Dunes lift station/leak	750.00
Stump Hole/old water line removed	1,500.00

Capital City Bank

1488 1489 1490

3,950.00

# GARRETT'S BACKHOE & TRACTOR SERVICE

7246 HWY. 71  
WEWAHITCHKA, FL 32465  
CELL 527-1050

CUSTOMER'S ORDER NO.	PHONE	DATE <i>12/26/18</i>
----------------------	-------	----------------------

NAME *Lighthouse Utilities*  
ADDRESS

SOLD BY	CASH	C.O.D.	CHARGE	ON ACCT.	MOSE. RET'D.	PAID OUT
---------	------	--------	--------	----------	--------------	----------

QTY.	DESCRIPTION	PRICE	AMOUNT
------	-------------	-------	--------

	<i>Repaired curb stop at 811 Sounded &amp; Dunes Dr. Removed brick pavers to get to man &amp; curb stop.</i>	<i>950</i>	<i>00</i>
--	--	------------	-----------

	<i>Repaired Leak on Sounded Dunes Left Station Service Line to meter</i>	<i>750</i>	<i>00</i>
--	--	------------	-----------

		TAX	
--	--	-----	--

RECEIVED BY		TOTAL	<i>1700 00</i>
-------------	--	-------	----------------





LIGHTHOUSE UTILITIES COMPANY, INC.

AMPSTUN CORPORATION

INV 1774

1/17/2018

5500

1,875.00

Capital City Bank

Acct No 02-102410

1,875.00

AMPSTUN CORPORATION  
PO BOX 784  
RICHMOND KY 40476-0784



**Invoice Date**  
Jan 9 2018

**INVOICE**

LIGHTHOUSE UTILITIES  
PO BOX 428,  
PORT SAINT JOE, FL, 32457

**Account Number**  
02-102410

**Invoice Number**  
INV-1774

**Reference**  
Support To 2/1/2019

<b>Description</b>	<b>Amount USD</b>
Utility Management System Annual Support Fee	1,875.00
Subtotal	1,875.00
Total No Tax 0%	0.00
Invoice Total	1,875.00
Total Net Payments	0.00
<b>Amount Due</b>	<b>1,875.00</b>

**Due By: Feb 10 2018 - Prompt payments are appreciated.**

Please mail payment to:  
AMPSTUN CORPORATION  
PO BOX 784  
RICHMOND KY 40476-0784

For any questions regarding this invoice contact us at 888.252.4784

LIGHTHOUSE UTILITIES COMPANY, INC.

6155

Clemons & Pierce, Inc.

401k (Inv #4941)

12/7/2018

1,650.00

Capital City Bank

1,650.00



CLEMONS & PIERCE, INC.

P.O. Box 2298

Panama City, FL 32402

DATE	INVOICE N...
12/4/2018	4941

BILL TO
Lighthouse Utilities Company P.O. Box 428 Port St. Joe, FL 32457

DESCRIPTION	AMOUNT
Annual administrative fee for year ending 12/31/18 Lighthouse Utilities Company 401k Plan	1,650.00
Questions: Contact us at <a href="mailto:ross@theclemonsco.com">ross@theclemonsco.com</a> . Thank you for your business	<b>Total</b> \$1,650.00

Phone #
850-763-4451x34

LIGHTHOUSE UTILITIES COMPANY, INC.

5674

Kenny Strange Electric

4/10/2018

16" well pump upgrade

10,534.00

Capital City Bank

10,534.00



2436 N East Ave  
Panama City, FL 32405-6220

Phone (850) 215-8030

Fax (850) 215-8086

State of Florida Certified Lic # EC13006481

LIGHTHOUSE UTILITIES

P.O. BOX 428

PORT ST JOE, FL 32456

Invoice # **9968**

Date: 3/28/2018

**DUE UPON RECEIPT**

Job # 27735

Cust # 280

**THANK YOU FOR YOUR BUSINESS!**

luci2013@fairpoint.net;sharon@floridagulfcoa

Description	Extended Price
16" Well #3 Pump Upgrade	
Per Quote	9,534.00
Additional Work: Relocate all pressure switches to ground level. Install 2 1/2" check valve in water line.	
Materials	600.00
Labor	400.00

*Please call the office if you wish to pay by credit card.*

Subtotal \$ 10,534.00

Sales Tax 0.00

**Amount Due \$ 10,534.00**

**THANK YOU FOR YOUR BUSINESS!**

LIGHTHOUSE UTILITIES COMPANY, INC.

5572

Kenny Strange Electric

Inv #9847

2/22/2018

310.00

Capital City Bank

310.00



2436 N East Ave  
Panama City, FL 32405-6220

Phone (850) 215-8030  
Fax (850) 215-8086

State of Florida Certified Lic # EC13006481

LIGHTHOUSE UTILITIES  
P.O. BOX 428  
  
PORT ST JOE, FL 32456

**Invoice #** 9847  
**Date:** 2/20/2018

**DUE UPON RECEIPT**

**Job #** 27690  
**Cust #** 280

**THANK YOU FOR YOUR BUSINESS!**

luci2013@fairpoint.net;sharon@floridagulfcoa

Description	Extended Price
6" well- checked motor and found motor to be bad.	
Labor	310.00

*Please call the office if you wish to pay by credit card.*

**THANK YOU FOR YOUR BUSINESS!**

Subtotal \$	310.00
Sales Tax	0.00
<b>Amount Due \$</b>	<b>310.00</b>

LIGHTHOUSE UTILITIES COMPANY, INC.

5729

Kenny Strange Electric

4/30/2018

Inv # 9879

1,267.00

Capital City Bank

1,267.00



2436 N East Ave  
Panama City, FL 32405-6220

Phone (850) 215-8030  
Fax (850) 215-8086

State of Florida Certified Lic # EC13006481

LIGHTHOUSE UTILITIES  
P.O. BOX 428

PORT ST JOE, FL 32456

Invoice # **9879**

Date: 2/27/2018

**DUE UPON RECEIPT**

Job # 27676

Cust # 280

**THANK YOU FOR YOUR BUSINESS!**

luci2013@fairpoint.net;sharon@floridagulfcoa

Description	Extended Price
Calibrate and replace pressure switches for 6" well.	
Pressure Switches	554.00
Alternating Relay	538.00
Labor	175.00

*Please call the office if you wish to pay by credit card.*

**THANK YOU FOR YOUR BUSINESS!**

Subtotal \$	1,267.00
Sales Tax	0.00
<b>Amount Due \$</b>	<b>1,267.00</b>

LIGHTHOUSE UTILITIES COMPANY, INC.

5948

Kenny Strange Electric

8/22/2018

Inv # 10458  
Inv # 10477  
Inv # 10463

450.00  
1,725.00  
1,300.00

Capital City Bank

3,475.00





2436 N East Ave  
Panama City, FL 32405-6220

Phone (850) 215-8030  
Fax (850) 215-8086

State of Florida Certified Lic # EC13006481

LIGHTHOUSE UTILITIES  
P.O. BOX 428

PORT ST JOE, FL 32456

**Invoice # 10458**

**Date: 8/6/2018**

**DUE UPON RECEIPT**

**Job # 28204**

**Cust # 280**

**THANK YOU FOR YOUR BUSINESS!**

luci2013@fairpoint.net;sharon@floridagulfcoa

Description	Extended Price
Chlorine Pump	
7.19.2018: Remove motor cable and install cable to new motor.	
Labor	450.00

*Please call the office if you wish to pay by credit card.*

**THANK YOU FOR YOUR BUSINESS!**

Subtotal \$	450.00
Sales Tax	0.00
<b>Amount Due \$</b>	<b>450.00</b>



2436 N East Ave  
Panama City, FL 32405-6220

Phone (850) 215-8030  
Fax (850) 215-8086

State of Florida Certified Lic # EC13006481

LIGHTHOUSE UTILITIES  
P.O. BOX 428

PORT ST JOE, FL 32456

Invoice # 10477  
Date: 8/6/2018

**DUE UPON RECEIPT**

Job # 28141  
Cust # 280

**THANK YOU FOR YOUR BUSINESS!**

luci2013@fairpoint.net;sharon@floridagulfcoa

Description	Extended Price
Booster Plant Pressure Switches Billing for (4) new switches	1,725.00

*Please call the office if you wish to pay by credit card.*

**THANK YOU FOR YOUR BUSINESS!**

Subtotal \$	1,725.00
Sales Tax	0.00
<b>Amount Due \$</b>	<b>1,725.00</b>



2436 N East Ave  
Panama City, FL 32405-6220

Phone (850) 215-8030  
Fax (850) 215-8086

State of Florida Certified Lic # EC13006481

LIGHTHOUSE UTILITIES  
P.O. BOX 428

PORT ST JOE, FL 32456

**Invoice #** 10463  
**Date:** 8/6/2018

**DUE UPON RECEIPT**

**Job #** 28141  
**Cust #** 280

**THANK YOU FOR YOUR BUSINESS!**

luci2013@fairpoint.net;sharon@floridagulfcoa

Description	Extended Price
Booster Plant	
Check pressure switches and check starter.	
Labor	1,300.00

*Please call the office if you wish to pay by credit card.*

**THANK YOU FOR YOUR BUSINESS!**

Subtotal \$ 1,300.00  
Sales Tax 0.00  
**Amount Due \$ 1,300.00**

LIGHTHOUSE UTILITIES COMPANY, INC.

Kenny Strange Electric

Inv # 11006

---

12/27/2018

6194

2,758.00

Capital City Bank

2,758.00



2436 N East Ave  
Panama City, FL 32405-6220

Phone (850) 215-8030  
Fax (850) 215-8086

State of Florida Certified Lic # EC13006481

LIGHTHOUSE UTILITIES  
P.O. BOX 428

PORT ST JOE, FL 32456

Invoice # 11006  
Date: 12/11/2018

**DUE UPON RECEIPT**

Job # 28710  
Cust # 280

**THANK YOU FOR YOUR BUSINESS!**

luci2013@fairpoint.net;sharon@floridagulfcoa

Description	Extended Price
6 inch well starter	
10.8.2018: Trouble shoot system found faulty contactor.	
11.19.2018: Replaced Nema 3R starter and tested. Replaced (4) receptacles and (1) GFCI receptacle (1) light switch. Cut power cable and made safe to shed.	
Materials	1,258.00
Labor	1,500.00

*Please call the office if you wish to pay by credit card.*

**THANK YOU FOR YOUR BUSINESS!**

Subtotal \$	2,758.00
Sales Tax	0.00
<b>Amount Due \$</b>	<b>2,758.00</b>

**LIGHTHOUSE UTILITIES COMPANY, INC.**

**5928**

**Williams Plumbing Services Inc.**

**7/30/2018**

**Inv #15899**

**1,040.00**

**Capital City Bank**

**1,040.00**

Williams Plumbing Service Inc.  
PO Box 616  
Port St. Joe, FL 32457  
License #CFC1429450

INVOICE  
15899

July 25, 2018

Lighthouse Utilities  
Job: Salinas Park

Repair 2" water main near exit road for Salinas Park on Cape San Blas Rd

TOTAL AMOUNT DUE-----\$1,040.00

# **Attachment 6**



## Time & Expense Journal

January 1, 2018 - August 31, 2019

Staff	Client	Description	Engagement	Project	Activity	Type	Date	Rate	Description	Hrs/Units	Comments
JB	Baptiste, Jacqueline										
PAR	PSJ-Audit, Review										
JB	LIGHTHOUSEU	Lighthouse Utilities Company,	WRITEUPCOMP		PAR	Time	01/05/18		Audit, Review	1.00	Pulled, printed, and scanned audit information.
JB	LIGHTHOUSEU	Lighthouse Utilities Company,	AUDIT		PAR	Time	04/25/19		Audit, Review	0.26	
JB	LIGHTHOUSEU	Lighthouse Utilities Company,	AUDIT		PAR	Time	05/28/19		Audit, Review	2.00	Worked on 2018 Rate Case
JB	LIGHTHOUSEU	Lighthouse Utilities Company,	AUDIT		PAR	Time	06/18/19		Audit, Review	0.25	Conference call with Michael and Bruce.
JB	LIGHTHOUSEU	Lighthouse Utilities Company,	AUDIT		PAR	Time	06/19/19		Audit, Review	0.33	Worked on rate case update
JB	LIGHTHOUSEU	Lighthouse Utilities Company,	AUDIT		PAR	Time	06/20/19		Audit, Review	4.06	Worked on 2019 Rate Case
JB	LIGHTHOUSEU	Lighthouse Utilities Company,	AUDIT		PAR	Time	06/24/19		Audit, Review	8.99	Worked on Rate case
JB	LIGHTHOUSEU	Lighthouse Utilities Company,	AUDIT		PAR	Time	06/25/19		Audit, Review	3.86	Work on 2019 rate case
JB	LIGHTHOUSEU	Lighthouse Utilities Company,	AUDIT		PAR	Time	06/26/19		Audit, Review	1.44	Worked on rate case
JB	LIGHTHOUSEU	Lighthouse Utilities Company,	AUDIT		PAR	Time	08/12/19		Audit, Review	2.25	Pulled information from QB to response to audit.
JB	LIGHTHOUSEU	Lighthouse Utilities Company,	AUDIT		PAR	Time	08/29/19		Audit, Review	0.76	Audit Corrections
PAR	PSJ-Audit, Review										
PCR	PSJ-(NB) Client Relations										
JB	LIGHTHOUSEU	Lighthouse Utilities Company,	WRITEUPCOMP		PCR	Time	04/26/18		Nonbillable	0.50	QB corrections.
PCR	PSJ-(NB) Client Relations										
POB	PSJ-Other Billable Time										
JB	LIGHTHOUSEU	Lighthouse Utilities Company,	AUDIT		POB	Time	05/08/19		Other-Billable	3.00	Worked on Rate Case 2018
POB	PSJ-Other Billable Time										
PWC	PSJ-Write-up, Compilation										
JB	LIGHTHOUSEU	Lighthouse Utilities Company,	WRITEUPCOMP		PWC	Time	01/16/18		Write-Up, Compilation	0.63	1099
JB	LIGHTHOUSEU	Lighthouse Utilities Company,	PAYROLL		PWC	Time	01/18/18		Write-Up, Compilation	0.50	form w2/w3
JB	LIGHTHOUSEU	Lighthouse Utilities Company,	PAYROLL		PWC	Time	01/17/19		Write-Up, Compilation	2.49	2018 end of year reports. W2/W3 1099/96 interest income and regular 1099/96

## Time & Expense Journal

January 1, 2018 - August 31, 2019

Staff	Client	Description	Engagement	Project	Activity	Type	Date	Rate	Description	Hrs/Units	Comments
PWC		PSJ-Write-up, Compilation								3.62	
JB		Baptiste, Jacqueline								32.32	
JNB		Byrd, Jennifer									
PAR		PSJ-Audit, Review									
JNB	LIGHTHOUSEU	Lighthouse Utilities Company,	AUDIT		PAR	Time	05/22/19		Audit, Review	0.25	Scanned 7-16-18 billing register to FC and emailed Jacqueline.
JNB	LIGHTHOUSEU	Lighthouse Utilities Company,	AUDIT		PAR	Time	08/13/19		Audit, Review	0.39	scanning for data request/audit
JNB	LIGHTHOUSEU	Lighthouse Utilities Company,	AUDIT		PAR	Time	08/14/19		Audit, Review	4.91	scanning for data request/audit
JNB	LIGHTHOUSEU	Lighthouse Utilities Company,	AUDIT		PAR	Time	08/15/19		Audit, Review	2.89	Scanned invoices to FC and renamed some documents to get ready to send for audit. I had to touch base with Sharon about a couple of missing invoices.
JNB	LIGHTHOUSEU	Lighthouse Utilities Company,	AUDIT		PAR	Time	08/16/19		Audit, Review	3.03	Finished audit and emailed all documents.
JNB	LIGHTHOUSEU	Lighthouse Utilities Company,	AUDIT		PAR	Time	08/19/19		Audit, Review	0.56	Tried to resend documents that didn't go thru. Still didn't. Will get with Michael when he gets in.
JNB	LIGHTHOUSEU	Lighthouse Utilities Company,	AUDIT		PAR	Time	08/19/19		Audit, Review	0.47	Called Mr. Simmons to confirm what he received. He was still missing July and December billing registers. I had to separate to get them to send.
PAR		PSJ-Audit, Review								12.50	
POB		PSJ-Other Billable Time									
JNB	LIGHTHOUSEU	Lighthouse Utilities Company,	WRITEUPCOMP		POB	Time	06/18/19		Other-Billable	0.58	scanning for rate case
JNB	LIGHTHOUSEU	Lighthouse Utilities Company,	AUDIT		POB	Time	07/09/19		Other-Billable	0.50	Sorted print out for Michael and put in order.
JNB	LIGHTHOUSEU	Lighthouse Utilities Company,	AUDIT		POB	Time	07/09/19		Other-Billable	0.42	Scanned audit papers to FC and emailed to Michael.
JNB	LIGHTHOUSEU	Lighthouse Utilities Company,	AUDIT		POB	Time	07/09/19		Other-Billable	0.42	Scanned chemical invoices to FC for Michael and emailed them to him.
JNB	LIGHTHOUSEU	Lighthouse Utilities Company,	AUDIT		POB	Time	07/10/19		Other-Billable	1.42	Sorted papers and put in page order, scanned customer complaints to FC and typed up table of contents for audit for Michael.
POB		PSJ-Other Billable Time								3.34	

## Time & Expense Journal

### January 1, 2018 - August 31, 2019

Staff	Client	Description	Engagement	Project	Activity	Type	Date	Rate	Description	Hrs/Units	Comments
PWC		PSJ-Write-up, Compilation									
JNB	LIGHTHOUSEU	Lighthouse Utilities Company,	WRITEUPCOMP		PWC	Time	02/18/19		Write-Up, Compilation	0.08	Called Mrs. Sharon and verified home and cell number and that it was ok to give to auditor for Jacqueline.
JNB	LIGHTHOUSEU	Lighthouse Utilities Company,	WRITEUPCOMP		PWC	Time	03/26/19		Write-Up, Compilation	0.22	Mailed certified letter for extension for Michael. Scanned receipt to FC under 2019 IRS correspondence.
JNB	LIGHTHOUSEU	Lighthouse Utilities Company,	WRITEUPCOMP		PWC	Time	04/25/19		Write-Up, Compilation	0.07	Called Jay and asked him to come in to sign form. He asked me to call in the morning to remind him.
JNB	LIGHTHOUSEU	Lighthouse Utilities Company,	WRITEUPCOMP		PWC	Time	04/29/19		Write-Up, Compilation	0.41	Scanned 2018 PSC Annual Report to FC and made 3 copies for Michael.
JNB	LIGHTHOUSEU	Lighthouse Utilities Company,	WRITEUPCOMP		PWC	Time	06/20/19		Write-Up, Compilation	0.25	Scanned and emailed documents to Jacqueline and cc'd Michael per his request.
PWC		PSJ-Write-up, Compilation								1.03	
JNB		Byrd, Jennifer								16.87	
MM		McKenzie, Michael									
PAR		PSJ-Audit, Review									
MM	LIGHTHOUSEU	Lighthouse Utilities Company,	AUDIT		PAR	Time	01/17/18		Audit, Review	1.00	
MM	LIGHTHOUSEU	Lighthouse Utilities Company,	AUDIT		PAR	Time	02/20/18		Audit, Review	6.00	srf app
MM	LIGHTHOUSEU	Lighthouse Utilities Company,	AUDIT		PAR	Time	02/21/18		Audit, Review	5.00	
MM	LIGHTHOUSEU	Lighthouse Utilities Company,	AUDIT		PAR	Time	02/22/18		Audit, Review	4.00	
MM	LIGHTHOUSEU	Lighthouse Utilities Company,	AUDIT		PAR	Time	03/15/18		Audit, Review	1.00	SRF mtg at dewberry
MM	LIGHTHOUSEU	Lighthouse Utilities Company,	AUDIT		PAR	Time	04/12/18		Audit, Review	2.00	conf call
MM	LIGHTHOUSEU	Lighthouse Utilities Company,	AUDIT		PAR	Time	04/16/18		Audit, Review	1.00	cent bldg mtg
MM	LIGHTHOUSEU	Lighthouse Utilities Company,	AUDIT		PAR	Time	07/17/18		Audit, Review	2.00	mtg/prep
MM	LIGHTHOUSEU	Lighthouse Utilities Company,	AUDIT		PAR	Time	09/13/18		Audit, Review	3.00	conf call/prep
MM	LIGHTHOUSEU	Lighthouse Utilities Company,	AUDIT		PAR	Time	09/14/18		Audit, Review	1.00	conf call
MM	LIGHTHOUSEU	Lighthouse Utilities Company,	AUDIT		PAR	Time	09/20/18		Audit, Review	6.50	conf call/prep
MM	LIGHTHOUSEU	Lighthouse Utilities Company,	AUDIT		PAR	Time	09/24/18		Audit, Review	6.00	mtg with Dina to prep rate case SRF filings
MM	LIGHTHOUSEU	Lighthouse Utilities Company,	AUDIT		PAR	Time	09/25/18		Audit, Review	2.00	conf call/prep
MM	LIGHTHOUSEU	Lighthouse Utilities Company,	AUDIT		PAR	Time	09/25/18		Audit, Review	1.50	(after hrs) revise schs
MM	LIGHTHOUSEU	Lighthouse Utilities Company,	AUDIT		PAR	Time	09/26/18		Audit, Review	0.75	conf call

## Time & Expense Journal

January 1, 2018 - August 31, 2019

Staff	Client	Description	Engagement	Project	Activity	Type	Date	Rate	Description	Hrs/Units	Comments
MM	LIGHTHOUSEU	Lighthouse Utilities Company,	AUDIT		PAR	Time	10/31/18		Audit, Review	3.00	conf call /prep
MM	LIGHTHOUSEU	Lighthouse Utilities Company,	AUDIT		PAR	Time	11/01/18		Audit, Review	1.00	psc conf call
MM	LIGHTHOUSEU	Lighthouse Utilities Company,	AUDIT		PAR	Time	11/26/18		Audit, Review	3.00	prep for mtg
MM	LIGHTHOUSEU	Lighthouse Utilities Company,	AUDIT		PAR	Time	11/30/18		Audit, Review	2.00	em response
PAR		PSJ-Audit, Review								51.75	
POB		PSJ-Other Billable Time									
MM	LIGHTHOUSEU	Lighthouse Utilities Company,	AUDIT		POB	Time	03/07/19		Other-Billable	1.50	conf call to discuss filings
MM	LIGHTHOUSEU	Lighthouse Utilities Company,	AUDIT		POB	Time	04/16/19		Other-Billable	3.00	research filings
MM	LIGHTHOUSEU	Lighthouse Utilities Company,	AUDIT		POB	Time	06/03/19		Other-Billable	2.00	planning mtg at Dewberry
MM	LIGHTHOUSEU	Lighthouse Utilities Company,	AUDIT		POB	Time	06/05/19		Other-Billable	4.00	prep filings
MM	LIGHTHOUSEU	Lighthouse Utilities Company,	AUDIT		POB	Time	06/18/19		Other-Billable	2.50	planning, conf call with Bruce May, prep filings
MM	LIGHTHOUSEU	Lighthouse Utilities Company,	AUDIT		POB	Time	06/24/19		Other-Billable	2.00	filings prep
MM	LIGHTHOUSEU	Lighthouse Utilities Company,	AUDIT		POB	Time	06/26/19		Other-Billable	7.00	filings prep
MM	LIGHTHOUSEU	Lighthouse Utilities Company,	AUDIT		POB	Time	07/02/19		Other-Billable	1.00	prep filings
MM	LIGHTHOUSEU	Lighthouse Utilities Company,	AUDIT		POB	Time	07/03/19		Other-Billable	1.00	filings prep, conf call with Bruce
MM	LIGHTHOUSEU	Lighthouse Utilities Company,	AUDIT		POB	Time	07/05/19		Other-Billable	10.00	prep filings, MFRs
MM	LIGHTHOUSEU	Lighthouse Utilities Company,	AUDIT		POB	Time	07/06/19		Other-Billable	8.00	prep filings
MM	LIGHTHOUSEU	Lighthouse Utilities Company,	AUDIT		POB	Time	07/07/19		Other-Billable	8.00	prep filings
MM	LIGHTHOUSEU	Lighthouse Utilities Company,	AUDIT		POB	Time	07/08/19		Other-Billable	2.00	filings prep
MM	LIGHTHOUSEU	Lighthouse Utilities Company,	AUDIT		POB	Time	07/09/19		Other-Billable	7.00	filings prep
MM	LIGHTHOUSEU	Lighthouse Utilities Company,	AUDIT		POB	Time	07/25/19		Other-Billable	0.50	discuss billing rates in LUC software
POB		PSJ-Other Billable Time								59.50	
MM		McKenzie, Michael								111.25	
		Report Totals								160.44	



**ROBERSON &  
ASSOCIATES, P.A.**  
CERTIFIED PUBLIC ACCOUNTANTS

Port St. Joe - Apalachicola

www.rapacpas.com

Lighthouse Utilities, Inc.  
P.O. Box 428  
Port St. Joe, FL 32457

Date	Invoice #
1/21/2018	PSJ18-59

Item	FOR PROFESSIONAL SERVICES RENDERED	Amount
General Accounting-PSJ	Monthly write up service for December 2017.	1,000.00
<b>Please Remit Payment to: 116A Sailors Cove Drive Port St. Joe, FL 32456 (850) 227-3838</b>		<b>Total</b> <b>\$1,000.00</b>

**WE NOW ACCEPT VISA, MASTERCARD & DISCOVER**

LIGHTHOUSE UTILITIES COMPANY, INC.

5579

Roberson & Associates

2/22/2018

#PSJ18-192 January 2018

1,000.00

Capital City Bank

1,000.00



**ROBERSON &  
ASSOCIATES, P.A.**  
CERTIFIED PUBLIC ACCOUNTANTS

Port St. Joe - Apalachicola

www.rapacpas.com

Lighthouse Utilities, Inc.  
P.O. Box 428  
Port St. Joe, FL 32457

Date	Invoice #
2/10/2018	PSJ18-192

Item	FOR PROFESSIONAL SERVICES RENDERED	Amount
General Accounting-PSJ	Monthly write up service for January 2018.	1,000.00
<b>Please Remit Payment to: 116A Sailors Cove Drive Port St. Joe, FL 32456 (850) 227-3838</b>		<b>Total</b> <b>\$1,000.00</b>

**WE NOW ACCEPT VISA, MASTERCARD & DISCOVER**

LIGHTHOUSE UTILITIES COMPANY, INC.

5616

Roberson & Associates

3/7/2018

#PSJ18-293 February 2018

1,000.00

Capital City Bank

1,000.00





**ROBERSON &  
ASSOCIATES, P.A.**  
CERTIFIED PUBLIC ACCOUNTANTS

Port St. Joe - Apalachicola

www.rapacpas.com

Lighthouse Utilities, Inc.  
P.O. Box 428  
Port St. Joe, FL 32457

Date	Invoice #
2/28/2018	PSJ18-293

Item	FOR PROFESSIONAL SERVICES RENDERED	Amount
General Accounting-PSJ	Monthly write up service for February 2018.	1,000.00
<b>Please Remit Payment to: 116A Sailors Cove Drive Port St. Joe, FL 32456 (850) 227-3838</b>		<b>Total</b> <b>\$1,000.00</b>

**WE NOW ACCEPT VISA, MASTERCARD & DISCOVER**

**LIGHTHOUSE UTILITIES COMPANY, INC.**

**5862**

**Roberson & Associates**

**#PSJ18-955 May2018**

**7/6/2018**

**1,000.00**

**Capital City Bank**

**1,000.00**



**ROBERSON &  
ASSOCIATES, P.A.**  
CERTIFIED PUBLIC ACCOUNTANTS

Port St. Joe - Apalachicola

www.rapacpas.com

Lighthouse Utilities, Inc.  
P.O. Box 428  
Port St. Joe, FL 32457

Date	Invoice #
6/12/2018	PSJ18-955

Item	FOR PROFESSIONAL SERVICES RENDERED	Amount
General Accounting-PSJ	Monthly accounting services for May 2018.	1,000.00
<b>Please Remit Payment to: 116A Sailors Cove Drive Port St. Joe, FL 32456 (850) 227-3838</b>		<b>Total</b> <b>\$1,000.00</b>

**WE NOW ACCEPT VISA, MASTERCARD & DISCOVER**

LIGHTHOUSE UTILITIES COMPANY, INC.

5966

Roberson & Associates

#PSJ18-1188 March, April, June & July

8/22/2018

4,000.00

Capital City Bank

4,000.00



**ROBERSON &  
ASSOCIATES, P.A.**  
CERTIFIED PUBLIC ACCOUNTANTS

Port St. Joe - Apalachicola

www.rapacpas.com

Lighthouse Utilities, Inc.  
P.O. Box 428  
Port St. Joe, FL 32457

Date	Invoice #
8/20/2018	PSJ18-1188

Item	FOR PROFESSIONAL SERVICES RENDERED	Amount
General Accounting-PSJ	Monthly write up service for March 2018	1,000.00
General Accounting-PSJ	Monthly write up service for April 2018	1,000.00
General Accounting-PSJ	Monthly write up service for June 2018.	1,000.00
General Accounting-PSJ	Monthly write up service for July 2018	1,000.00
<b>Total</b>		<b>\$4,000.00</b>

**Please Remit Payment to:  
116A Sailors Cove Drive  
Port St. Joe, FL 32456  
(850) 227-3838**

**WE NOW ACCEPT VISA, MASTERCARD & DISCOVER**

LIGHTHOUSE UTILITIES COMPANY, INC.

6051

Roberson & Associates

10/8/2018

#PSJ18-2141, August

1,000.00

Capital City Bank

1,000.00



**ROBERSON &  
ASSOCIATES, P.A.**  
CERTIFIED PUBLIC ACCOUNTANTS

Port St. Joe - Apalachicola

www.rapacpas.com

Lighthouse Utilities, Inc.  
P.O. Box 428  
Port St. Joe, FL 32457

Date	Invoice #
9/26/2018	PSJ18-2141

Item	FOR PROFESSIONAL SERVICES RENDERED	Amount
General Accounting-PSJ	Monthly write up service for August 2018.	1,000.00
<b>Please Remit Payment to: 116A Sailors Cove Drive Port St. Joe, FL 32456 (850) 227-3838</b>		<b>Total</b> \$1,000.00

**WE NOW ACCEPT VISA, MASTERCARD & DISCOVER**

LIGHTHOUSE UTILITIES COMPANY, INC.

6147

Roberson & Associates

12/7/2018

#PSJ18-2220 September  
#PSJ18-2221 October

1,000.00  
1,000.00

Capital City Bank

2,000.00





**ROBERSON &  
ASSOCIATES, P.A.**  
CERTIFIED PUBLIC ACCOUNTANTS

Port St. Joe - Apalachicola

[www.rapacpas.com](http://www.rapacpas.com)

Lighthouse Utilities, Inc.  
P.O. Box 428  
Port St. Joe, FL 32457

Date	Invoice #
11/20/2018	PSJ18-2220

Item	FOR PROFESSIONAL SERVICES RENDERED	Amount
General Accounting-PSJ	Accounting services September 2018.	1,000.00
<b>Please Remit Payment to: 116A Sailors Cove Drive Port St. Joe, FL 32456 (850) 227-3838</b>		<b>Total</b> <b>\$1,000.00</b>

**WE NOW ACCEPT VISA, MASTERCARD & DISCOVER**



**ROBERSON &  
ASSOCIATES, P.A.**  
CERTIFIED PUBLIC ACCOUNTANTS

Port St. Joe - Apalachicola

www.rapacpas.com

Lighthouse Utilities, Inc.  
P.O. Box 428  
Port St. Joe, FL 32457

Date	Invoice #
11/20/2018	PSJ18-2221

Item	FOR PROFESSIONAL SERVICES RENDERED	Amount
General Accounting-PSJ	Accounting Services for October 2018.	1,000.00
<b>Please Remit Payment to: 116A Sailors Cove Drive Port St. Joe, FL 32456 (850) 227-3838</b>		<b>Total</b> \$1,000.00

**WE NOW ACCEPT VISA, MASTERCARD & DISCOVER**



**ROBERSON &  
ASSOCIATES, P.A.**  
CERTIFIED PUBLIC ACCOUNTANTS

Port St. Joe - Apalachicola **PAID**  
01/08/2019 apacpas.com

Lighthouse Utilities, Inc.  
P.O. Box 428  
Port St. Joe, FL 32457

Date	Invoice #
12/21/2018	PSJ18-2280

Item	FOR PROFESSIONAL SERVICES RENDERED	Amount
General Accounting-PSJ	Monthly write up service for November 2018.	1,000.00
<b>Please Remit Payment to: 116A Sailors Cove Drive Port St. Joe, FL 32456 (850) 227-3838</b>		<b>Total</b> \$1,000.00

**WE NOW ACCEPT VISA, MASTERCARD & DISCOVER**



**ROBERSON &  
ASSOCIATES, P.A.**  
CERTIFIED PUBLIC ACCOUNTANTS

Port St. Joe - Apalachicola

apacpas.com

**PAID**  
02/19/2019

Lighthouse Utilities, Inc.  
P.O. Box 428  
Port St. Joe, FL 32457

Date	Invoice #
1/20/2019	PSJ19-29

Item	FOR PROFESSIONAL SERVICES RENDERED	Amount
General Accounting-PSJ	Monthly write up service for December 2018..	1,000.00
<b>Total</b>		<b>\$1,000.00</b>

**Please Remit Payment to:  
116A Sailors Cove Drive  
Port St. Joe, FL 32456  
(850) 227-3838**

**WE NOW ACCEPT VISA, MASTERCARD & DISCOVER**



**ROBERSON &  
ASSOCIATES, P.A.**  
CERTIFIED PUBLIC ACCOUNTANTS

Port St. Joe - Apalachicola

apacpas.com

**PAID**  
02/19/2019

Lighthouse Utilities, Inc.  
P.O. Box 428  
Port St. Joe, FL 32457

Date	Invoice #
1/20/2019	PSJ19-30

Item	FOR PROFESSIONAL SERVICES RENDERED	Amount
General Accounting-PSJ	Monthly write up service for January 2019.	1,000.00
<b>Please Remit Payment to: 116A Sailors Cove Drive Port St. Joe, FL 32456 (850) 227-3838</b>		<b>Total</b> \$1,000.00

**WE NOW ACCEPT VISA, MASTERCARD & DISCOVER**



**ROBERSON &  
ASSOCIATES, P.A.**  
CERTIFIED PUBLIC ACCOUNTANTS

Port St. Joe - Apalachicola

apacpas.com

**PAID**  
03/12/2019

Lighthouse Utilities, Inc.  
P.O. Box 428  
Port St. Joe, FL 32457

Date	Invoice #
2/20/2019	PSJ19-113

Item	FOR PROFESSIONAL SERVICES RENDERED	Amount
General Accounting-PSJ	Monthly write up service for February 2019.	1,000.00
<b>Please Remit Payment to: 116A Sailors Cove Drive Port St. Joe, FL 32456 (850) 227-3838</b>		<b>Total</b> \$1,000.00

**WE NOW ACCEPT VISA, MASTERCARD & DISCOVER**

# **Attachment 7**

Lighthouse Utilities Company, Inc.  
Docket 20190118-WU  
Test Year Ended: December 31, 2018  
Holland & Knight LLP

- Actual Attorney's Fees through August 31, 2019 (Invoices & Report Attached): \$39,448.00
- Actual Costs through August 31, 2019 (Invoices Attached): \$853.14
- Filing Fee: \$3,500.00 (\$750 included in costs above)

ESTIMATE TO COMPLETE RATE CASE THROUGH PAA ORDER

<u>Hours</u>	<u>Description</u>
10	Respond to formal and informal data requests from Staff and Intervenor/OPC and any other discovery requests, and miscellaneous correspondence and telephone conferences with client.
6	Attend customer meeting in Gulf County; pre- and post-meeting conferences with client.
3	Review Staff recommendation; Conference with client and consultants regarding recommendation; conference with Staff and Intervenor/OPC regarding recommendation; conference with client to prepare for Agenda.
5	Prepare for and attend Agenda Conference; discuss agenda with client and Staff.
2	Review PAA Order; conference with client and consultants regarding PAA Order.
2	Prepare revised tariff sheets, obtain Staff approval of tariffs; draft customer notice; obtain Staff approval; draft Affidavit of Mailing; coordinate mailing of customer notice and implementation of tariffs.
28 @ 425/hr	<b>\$11,900.00 -- TOTAL ESTIMATED ATTORNEY FEES</b>

Estimate of costs to complete:

\$ 500 Estimated newspaper publications, copies and miscellaneous costs

**\$ 500 TOTAL ESTIMATED AND UNBILLED COSTS**

**TOTAL ACTUAL AND ESTIMATED LEGAL FEES: \$ 51,348.00**

**TOTAL ACTUAL AND ESTIMATED COSTS: \$ 1353.14**

**FILING FEE: \$3,500.00**



Lighthouse Utilities Company, Inc.  
 Docket 20190118-WU  
 Test Year Ended: December 31, 2018  
Dewberry Engineers, Inc.

- Actual Accounting Fees through August 31, 2019 (Invoices & Report Attached): \$18,240
- Actual Costs through August 31, 2019 (Invoices Attached): N/A

ESTIMATE TO COMPLETE RATE CASE THROUGH PAA ORDER

<u>Hours</u>	<u>Description</u>
24	Respond to Staff requests for documentation, including research and correspondence and other information to answer each point in requests.
8	Review and respond to Staff's audit inquiries.
4	Attend customer meeting in Gulf County; pre- and post-meeting conferences with client.
10	Review Staff and Field Auditors recommendations, correspondence with client and consultants, respond to recommendations and resulting conference staff and client.
9	Travel to and from Tallahassee; Prepare for and attend Agenda conference; Discuss Agenda with client and staff.
2	Review PAA Order; conference with client and consultants regarding PAA Order.
1	Prepare revised tariffs.
58@ 120/hr	<b>\$ 6,960 TOTAL ESTIMATED ACCCOUNTING FEES</b>

Estimate of costs to complete:

\$ 116 Attend Customer Meeting and Agenda Conference (including travel)

**\$ 116 TOTAL ESTIMATED AND UNBILLED COSTS**

**TOTAL ACTUAL AND ESTIMATED FEES: \$ 25,200.00**

**TOTAL ACTUAL AND ESTIMATED COSTS: \$ 116.00**

Lighthouse Utilities Company, Inc.  
 Docket 20190118-WU  
 Test Year Ended: December 31, 2018  
Dewberry Engineers, Inc.

ESTIMATE TO COMPLETE RATE CASE THROUGH PAA ORDER

<u>Hours</u>	<u>Description</u>
5	Respond to Staff requests for documentation, including research and correspondence and other information to answer each point in requests.
4	Attend customer meeting in Gulf County; pre- and post-meeting conferences with client.
10	Travel to and from Tallahassee; Prepare for and attend Agenda conference; Discuss Agenda with client and staff.
2	Review PAA Order; conference with client and consultants regarding PAA Order.
26 @ 240/hr	<b>\$ 5,040 TOTAL ESTIMATED ATTORNEY FEES</b>

Estimate of costs to complete:

\$ 116 Attend Customer Meeting and Agenda Conference (including travel)  
 \_\_\_\_\_

**\$ 116 TOTAL ESTIMATED AND UNBILLED COSTS**

**TOTAL ACTUAL AND ESTIMATED FEES: \$ 5040.00**  
**TOTAL ACTUAL AND ESTIMATED COSTS: \$ 116.00**

# **Attachment 8**

# 2019 AWWA Compensation Survey

**Small**

Water and Wastewater  
Utilities serving populations  
under 10,000



American Water Works  
Association

# 2019 AWWA Compensation Survey: Small Water and Wastewater Utilities

Reporting Data for Utilities Serving  
Populations Under 10,000

Data Effective: March 2019 | Date Published: September 2019



American Water Works  
Association



Copyright © 2019, American Water Works Association and Newport Group.

**Disclaimer**

This book is provided for informational purposes, with the understanding that the publisher and editors are not engaged in rendering consulting or other professional services. While the publisher and contractor have endeavored to provide accurate, up-to-date information, the publisher and contractor make no warranties or representations about the contents of this book, and accept no liability for the information provided herein, or for the loss or damages incurred by any person or entity as a result of reliance on its contents.

The contents of this report have been collected, verified, and summarized by

Newport Group  
135 S. LaSalle St.  
Suite 1900  
Chicago, IL 60603

ISBN: 978-1-62576-352-5

Printed in the United States of America

All rights reserved. No part of this publication may be reproduced or transmitted in any form or by any means, electronic or mechanical, including scanning, recording, or any information or retrieval system. Reproduction and commercial use of this material is prohibited, except with written permission from the publisher.

American Water Works Association  
6666 W. Quincy Ave.  
Denver, CO 80235  
303.794.7711  
[www.awwa.org](http://www.awwa.org)

# Contents

<b>Survey Highlights</b>	<b>1</b>	<b>Participant List—Population Served</b>	
<b>Salary Comparisons 2018–2019</b>	<b>5</b>	<b>Under 10,000</b>	<b>32</b>
<b>Pay Practices Summary</b>	<b>7</b>	<b>Participant List—All</b>	<b>40</b>
<b>Organizational Staffing Summary</b>	<b>19</b>	<b>Job Descriptions</b>	<b>52</b>
<b>Cost-Control Initiatives</b>	<b>25</b>	<b>Using This Survey</b>	<b>54</b>
<b>AWWA Section List</b>	<b>29</b>	<b>Survey Data by Job</b>	<b>57</b>
<b>Selective Analysis Reports</b>	<b>31</b>		

### Survey Data by Job

<b>Code</b>	<b>Job Title</b>	
S100	Small System General Manager (Superintendent)	57
S110	Small System Assistant General Manager	61
S120	Small System Manager	65
S130	Small System Plant Manager (Plant Superintendent)	69
S140	Small System Office Manager	73
S150	Small System Bookkeeper (Accountant, if certified)	77
S160	Small System Accounting Clerk	81
S170	Small System Administrative Assistant	85
S180	Small System Receptionist	89
S190	Small System Field Manager (Field Crew Leader)	93
S200	Small System Maintenance Technician	97
S210	Small System Laborer (Utility Service Worker)	101
S220	Small System Meter Reader	105
S230	Small System Manager/Operator	109
S240	Small System Operator I (Lead Operator, Shift Supervisor, Crew Leader)	113
S250	Small System Operator II (Plant Operator)	117



# Survey Highlights

The American Water Works Association (AWWA) and Newport Group are pleased to present the annual Water and Wastewater Utility Compensation Survey. Data for this survey were collected as of March 1, 2019.

## INTRODUCTION

This Water and Wastewater Utility Compensation Survey continues to provide the most extensive study of salaries, salary ranges, and compensation practices in the water and wastewater utility industry. This year, 676 organizations participated, supplying data for more than 30,100 employees. Based on member feedback, there are three versions of the survey report, which more accurately reflect competitive labor markets. The three versions are based on size of utility defined by population served as follows:

- Large Utility Report—Populations served over 100,000
- Medium-Sized Utility Report—Populations served between 10,000 and 99,999
- Small Utility Report—Populations served under 10,000

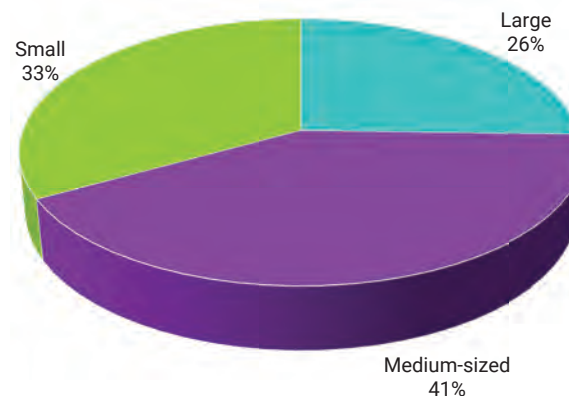
Sixteen (16) jobs are included in this survey. Job descriptions can be found beginning on page 52 of this report.

Salary data are summarized for the following categories:

- All Participants
- Water-Only Participants
- Water and Wastewater Participants

Within these major categories, data are further broken down by specific demographic parameters supplied by the participants. These breakouts are described in the following sections.

Participation by Size



## OBSERVATIONS

This survey provides year-on-year salary comparisons by job. The analysis compares survey jobs in multiple years. Based on these data, there was an overall increase in salary movement from 2018. Based on a comparison from 2018 to 2019, large utilities' salaries increased 1.7% and medium-sized utilities' salaries increased 0.8%, while small utilities' salaries increased 1.9%.

Based on an analysis of jobs in small utilities, salaries for the following jobs appear to be moving faster than most, as indicated by annual movement of 10%+ from 2018 to 2019 while overall salaries on surveyed jobs moved 1.9% year over year:

- Small System Plant Manager (Plant Superintendent) (12.1%)
- Small System Accounting Clerk (10%)

This was offset by a decrease in the following roles of 12%+ from 2018 to 2019:

- Small System Assistant General Manager (-16.7%)
- Small System Manager (-12.6%)

When looking at the average base salary across all sixteen roles for the Small Utility group, we see the following:

- Average base salary increased from \$51,768 to \$52,187—a 0.8% increase

## PARTICIPATION

The participation demographics that follow are based on 224 participants that reported serving a population under 10,000. Survey participants were asked to classify their organizations by the following breakouts:

- Type of Utility
- Type of Ownership
- Size (Population Served)
- Total Employment

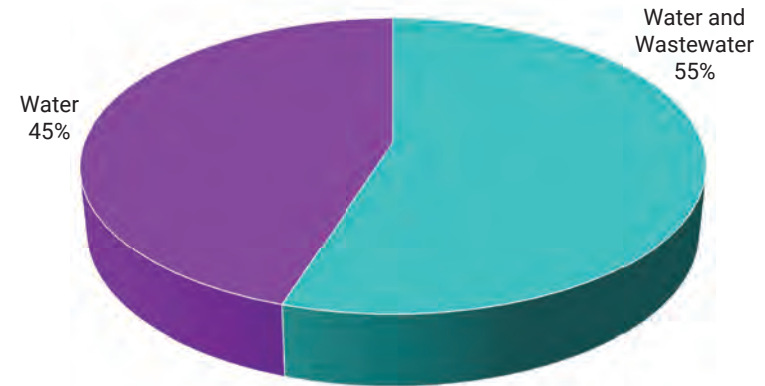
### Type of Utility

The distribution between water-only (45%) and water and wastewater organizations (55%) has slightly higher weighting toward the combined organizations.

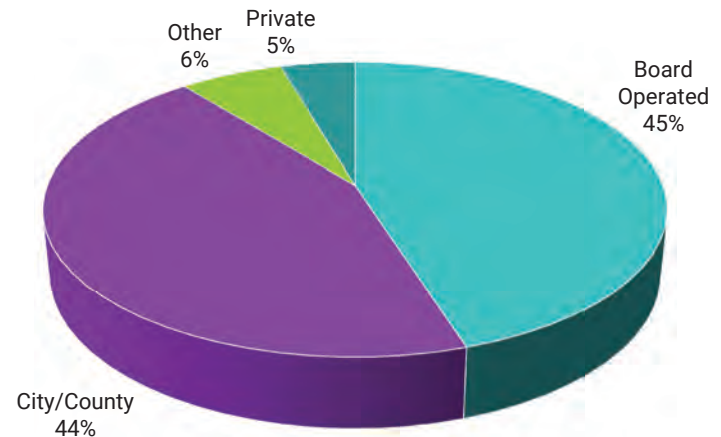
### Type of Ownership

Of the organizations that responded to this question, 101 reported that they are board operated. Another 99 reported that they are operated by a city/county. A group of 10 organizations are privately owned and operated. An additional 14 participants classified themselves as “other.” Notable responses under “other” included tribal government, political subdivision, and special district utilities.

Type of Utility

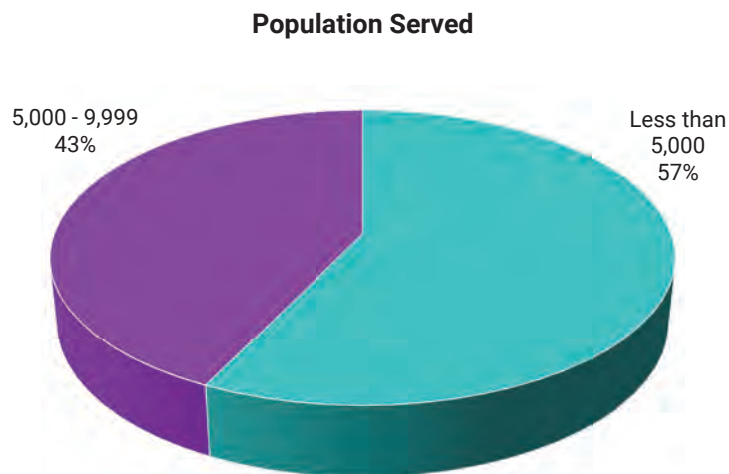


Type of Ownership



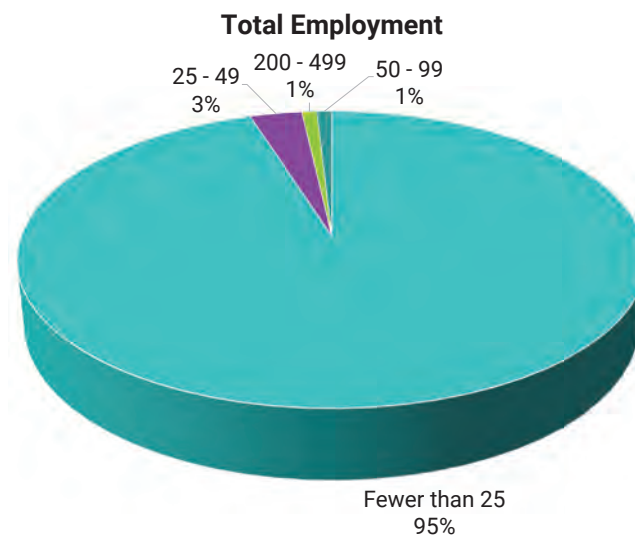
**Size (Population Served)**

This year, the category serving a population of less than 5,000 represents 57% of participants. The balance of the small participants serves a population ranging from 5,000 to 9,999.



**Total Employment**

Of the 223 utilities that provided data for this section, 95% of participating organizations reported fewer than 25 employees. An additional 3% reported between 25 and 49 employees.



## Participating Utility Demographics

This year, 676 organizations participated in this survey; a list of participating organizations can be found starting on page 32. Not all participants provided demographic information.

Of the 224 participants serving a population of under 10,000, those in the Rocky Mountain region (CO, NM, WY) represent the most organizations participating (11%), and 7% are in California–Nevada, NEW NEWWA

(ME, NH, RI, VT, MA), and the Pacific Northwest. The remaining participants are spread throughout the United States.

The following table shows the percentage distribution of all the organizations based on utilities serving a population of less than 10,000 by AWWA Section.

AWWA Section	Response Percent	AWWA Section	Response Percent	AWWA Section	Response Percent	AWWA Section	Response Percent
AKA Alaska	0%	IND Indiana	5%	NEW NEWWA (ME, NH, RI, VT, MA)	7%	SDK South Dakota	0%
ALA Alabama - Mississippi	1%	INT Intermountain (UT, Eastern ID)	1%	NEY New York	3%	SOW Southwest (AR, LA, OK)	1%
ARI Arizona	1%	IWA Iowa	5%	NOC North Carolina	1%	TEX Texas	6%
ATC ACWA (NB, NF, NS, PEI)	0%	KAN Kansas	2%	NDK North Dakota	0%	VIR Virginia	2%
BRC British Columbia (BC, YT)	0%	KNT Kentucky - Tennessee	5%	OHO Ohio	4%	WEC Western Canada (AB, MB, NT, SK)	0%
CAL California - Nevada	7%	MEX Mexico	0%	ONT OWWA (ON)	0%	WEV West Virginia	0%
CHS Chesapeake (DE, DC, MD)	1%	MIC Michigan	6%	PAC Pacific Northwest (OR, WA, Western ID)	7%	WIS Wisconsin	4%
CON Connecticut	1%	MIN Minnesota	1%	PEN Pennsylvania	4%		
FLA Florida	2%	MOU Missouri	1%	PRT Puerto Rico	0%		
GEO Georgia	1%	MTN Montana	1%	QUE Quebec	0%		
HWI Hawaii (HI, GU)	0%	NEB Nebraska	2%	RMT Rocky Mountain (CO, NM, WY)	11%		
ILL Illinois	4%	NEJ New Jersey	0%	SCR South Carolina	1%		

# Salary Comparisons 2018–2019

## SALARY COMPARISONS BY JOB—Populations Served Under 10,000

Average salaries from 2018 and 2019 for Small Utilities participants were compiled to compare salary changes for each position. The numbers represent the median of average salaries collected for the noted number of employees (#EES). A weighted

average result is provided with equal weighting given to each job. Please note that the following table only includes jobs that were included in the survey in both 2018 and 2019.

Job Code	Job Title	2018		2019		% Change
		#EES	Median Salary	#EES	Median Salary	2018 to 2019
S100	Small System General Manager (Superintendent)	271	\$77,810	189	\$83,333	7.1%
S110	Small System Assistant General Manager	24	\$82,400	28	\$68,621	-16.7%
S120	Small System Manager	59	\$78,572	45	\$68,640	-12.6%
S130	Small System Plant Manager (Plant Superintendent)	84	\$61,322	72	\$68,750	12.1%
S140	Small System Office Manager	94	\$50,000	87	\$52,000	4.0%
S150	Small System Bookkeeper (Accountant, if certified)	55	\$46,700	44	\$48,183	3.2%
S160	Small System Accounting Clerk	84	\$38,820	65	\$42,692	10.0%
S170	Small System Administrative Assistant	73	\$39,000	56	\$37,960	-2.7%
S180	Small System Receptionist	37	\$31,000	41	\$33,101	6.8%
S190	Small System Field Manager (Field Crew Leader)	115	\$54,700	119	\$55,000	0.5%
S200	Small System Maintenance Technician	153	\$44,469	138	\$44,687	0.5%
S210	Small System Laborer (Utility Service Worker)	224	\$38,000	199	\$38,490	1.3%
S220	Small System Meter Reader	44	\$33,000	63	\$35,482	7.5%
S230	Small System Manager/Operator	59	\$55,000	83	\$59,934	9.0%
S240	Small System Operator I (Lead Operator, Shift Supervisor, Crew Leader)	92	\$49,500	80	\$52,000	5.1%
S250	Small System Operator II (Plant Operator)	187	\$48,000	218	\$46,121	-3.9%
<b>Small System Weighted Average</b>			<b>\$51,768</b>		<b>\$52,187</b>	<b>0.8%</b>
<b>Overall Employee Weighted Average</b>						<b>1.9%</b>



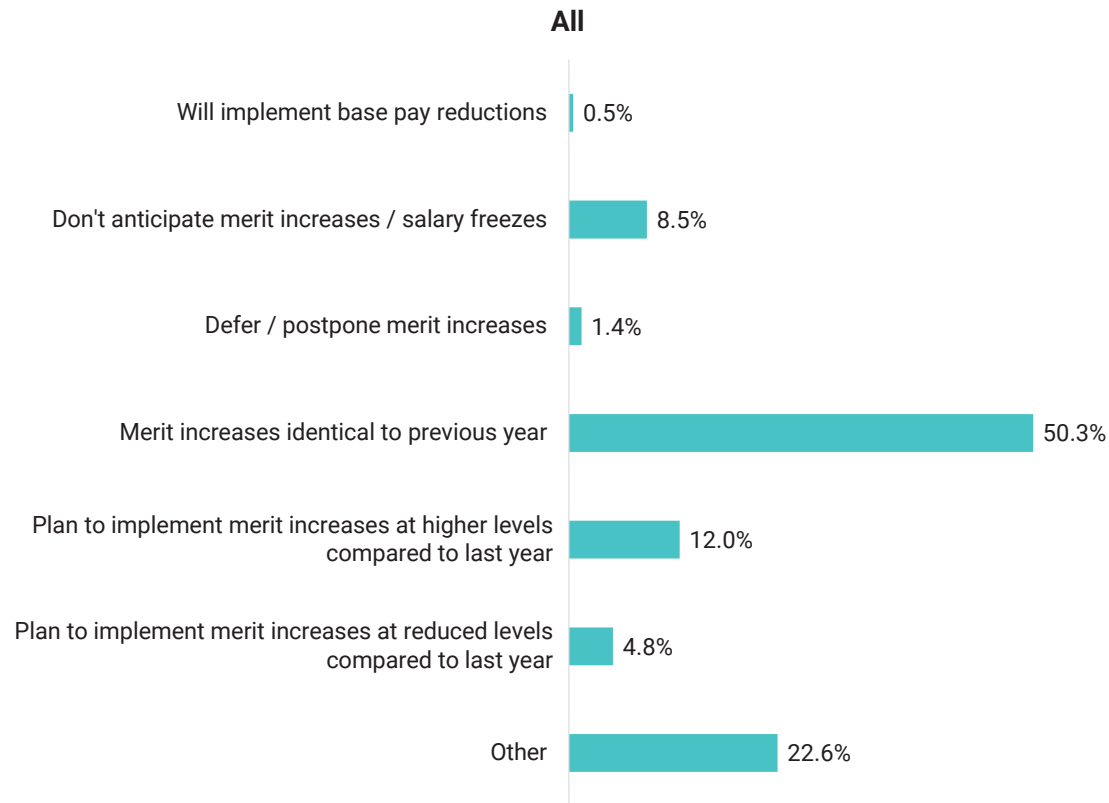
# Pay Practices Summary

## Salary Increase Practices for 2019

Of the total participants, including small utilities, medium-sized utilities, and large utilities, 676 organizations provided data pertaining to the administration of salary and merit increases in 2019. Based on the following bar graph, 50.3% of organizations plan to implement merit increases at the same level compared to last year, while 12% of organizations plan to implement merit increases at higher levels and 4.8% of organizations plan to implement merit increases at reduced levels in 2019 compared

to last year. Of the respondents, 8.5% reported they do not anticipate merit increases or salary freezes in 2019. Less than 1% of organizations anticipate reduced base pay in 2019, and 1.4% of organizations plan to defer or postpone merit increases. Most remaining organizations made cost-of-living adjustments.

The following bar graph shows the percentage distribution of responses with respect to how all organizations plan to implement merit increases for 2019.



Of the small utilities participating, 216 organizations provided data pertaining to the administration of salary and merit increases in 2019. Compared with all participants, 2.2% fewer (48.1%) small utilities plan to implement merit increases at the same levels as in previous years. Only 9.7% of small utilities plan to implement merit increases at higher levels than last year, and only 6.9% plan to implement merit increases at reduced rates compared to last year. Thirteen percent reported they do not anticipate merit increases or plan to freeze

salaries in 2019. This was much higher than large utilities (4.9%). None of the small utilities participants anticipate reduced base pay, and 1.4% plan to defer or postpone merit increases. Most remaining organizations made cost-of-living adjustments.

The following bar graph shows the percentage distribution of responses with respect to how small utilities administered merit increases for 2019.

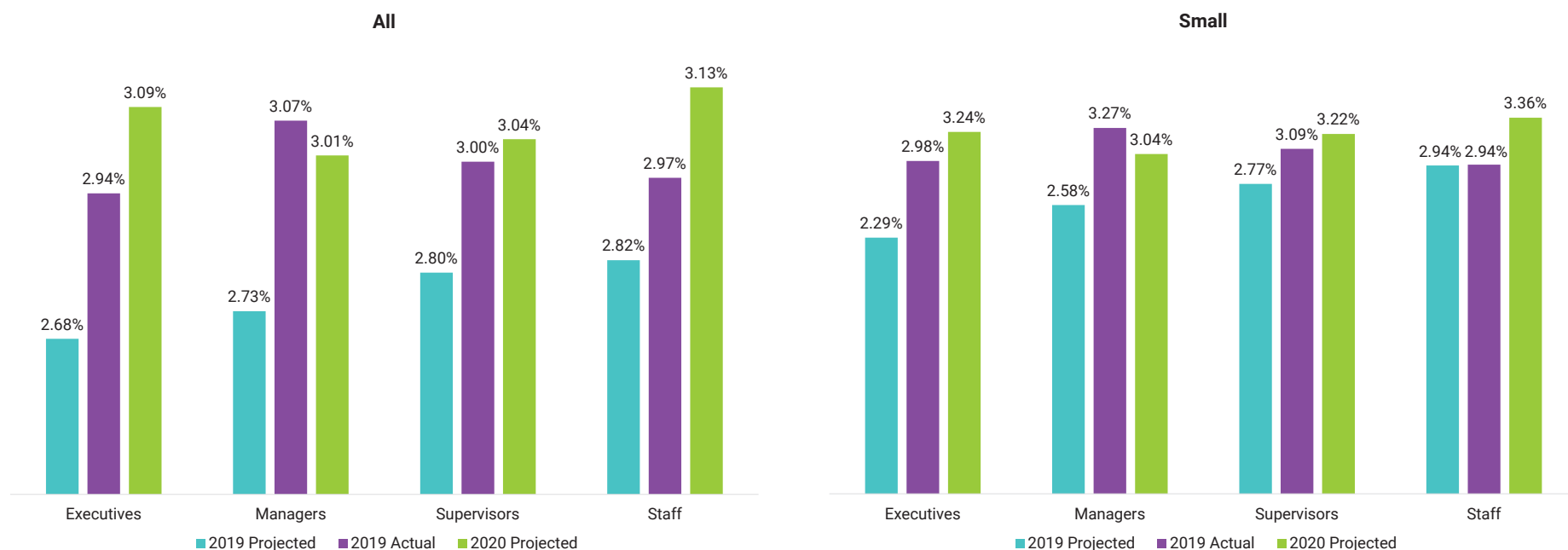




## Salary Increases

Average actual 2019 increases reported are higher than the 2019 projected increases for all occupational groups. For comparison purposes, projected 2019 increases are based on responses from the 2018 AWWA Compensation Survey. Overall, actual 2019 increases were higher than anticipated in mid-2018. Salary increase projections for 2020 average around 3.09% for Executives and 3.01%

for Managers, 3.04% for Supervisors, and 3.13% for Staff overall. Salary increase projections for 2020 for Small Utilities participants average around 3.24% for Executives, 3.04% for Managers, 3.22% for Supervisors, and 3.36% at the Staff level when salary freezes (i.e., 0% increases) are included.



## Base Salary Increases

To allow a more complete understanding of how organizations are administering salary increases and pay range adjustments, data covering 2019 actual salary increases are presented both with salary freeze data excluded and included (i.e., “0% excluded”; “0% included”). For 2020 projected data, increase percentages are also presented with salary freeze data excluded and included.

The actual 2019 salary increase percentages are higher on average than the 2019 projections (i.e., anticipated) provided in 2018 as shown in the following tables.

2019 Budgeted Salary Increase Percent (0% Excluded)—Collected in Summer 2018

	All					Small				
	Total Responses	Average	25th Percentile	Median	75th Percentile	Total Responses	Average	25th Percentile	Median	75th Percentile
Executives	355	2.89	2.00	3.00	3.00	92	2.64	2.00	2.50	3.00
Managers	383	2.92	2.00	3.00	3.00	107	2.76	2.00	3.00	3.00
Supervisors	376	2.95	2.10	3.00	3.00	107	2.86	2.00	3.00	3.00
Staff	422	2.98	2.00	3.00	3.00	136	3.02	2.00	3.00	3.00

2019 Budgeted Salary Increase Percent (0% Included)—Collected in Summer 2018

	All					Small				
	Total Responses	Average	25th Percentile	Median	75th Percentile	Total Responses	Average	25th Percentile	Median	75th Percentile
Executives	393	2.68	2.00	3.00	3.00	110	2.29	2.00	2.05	3.00
Managers	413	2.73	2.00	3.00	3.00	118	2.58	2.00	2.50	3.00
Supervisors	406	2.80	2.00	3.00	3.00	120	2.77	2.00	3.00	3.00
Staff	455	2.82	2.00	3.00	3.00	149	2.94	2.00	3.00	3.00

When considering only organizations that gave salary increases (i.e., excluding salary freezes), the average percentages for actual 2019 increases for all utilities were 3.22% for Executives, 3.26% for Managers, 3.15% for Supervisors, and 3.12% for Staff. For Small Utilities participants, the actual increase percentages were slightly higher: 3.51% for Executives, 3.68% for Managers, 3.36% for Supervisors, and 3.17% for Staff.

When 0% increases are included in the calculations, average increases drop to 2.94% for Executives, 3.07% for Managers, 3.00% for Supervisors, and 2.97% for Staff for all participants. Small Utilities participants dropped to 2.98% for Executives, 3.27% for Managers, 3.09% for Supervisors, and 2.94% for Staff when salary freezes were included.

2019 Actual Salary Increase Percent (0% Excluded)

	All					Small				
	Total Responses	Average	25th Percentile	Median	75th Percentile	Total Responses	Average	25th Percentile	Median	75th Percentile
Executives	421	3.22	2.25	3.00	3.50	107	3.51	2.00	3.00	4.00
Managers	473	3.26	2.00	3.00	3.50	127	3.68	2.00	3.00	4.00
Supervisors	471	3.15	2.00	3.00	3.30	134	3.36	2.00	3.00	3.00
Staff	506	3.12	2.00	3.00	3.23	159	3.17	2.00	3.00	3.00

2019 Actual Salary Increase Percent (0% Included)

	All					Small				
	Total Responses	Average	25th Percentile	Median	75th Percentile	Total Responses	Average	25th Percentile	Median	75th Percentile
Executives	462	2.94	2.00	3.00	3.50	126	2.98	2.00	3.00	3.50
Managers	502	3.07	2.00	3.00	3.50	143	3.27	2.00	3.00	3.30
Supervisors	496	3.00	2.00	3.00	3.13	146	3.09	2.00	3.00	3.00
Staff	532	2.97	2.00	3.00	3.13	171	2.94	2.00	2.75	3.00

## 2020 Budgeted Salary Increases

For 2020 budgeted salary increases, an average allocation of 3.33% was reported for Executives, 3.18% for Managers and Supervisors, and 3.26% for Staff levels for all utilities when salary freeze data are excluded. For Small Utilities participants, budgeted 2020 increases average around 3.66% for Executives, 3.35% for Managers, 3.43% for Supervisors, and 3.53% for Staff.

When 0% increases are included in the calculations, average increases drop to 3.09% for Executives and 3.01% for Managers, 3.04% for Supervisors, and 3.13% for Staff for all utilities. Small Utilities project an average 3.24% increase for Executives, 3.04% for Managers, 3.22% for Supervisors, and 3.36% for Staff when salary freezes are included.

2020 Budgeted Salary Increase Percent (0% Excluded)										
	All					Small				
	Total Responses	Average	25th Percentile	Median	75th Percentile	Total Responses	Average	25th Percentile	Median	75th Percentile
Executives	412	3.33	2.50	3.00	3.50	107	3.66	2.30	3.00	3.50
Managers	457	3.18	2.40	3.00	3.25	126	3.35	2.00	3.00	3.19
Supervisors	456	3.18	2.30	3.00	3.26	135	3.43	2.00	3.00	3.00
Staff	490	3.26	2.32	3.00	3.50	158	3.53	2.00	3.00	3.00

2020 Budgeted Salary Increase Percent (0% Included)										
	All					Small				
	Total Responses	Average	25th Percentile	Median	75th Percentile	Total Responses	Average	25th Percentile	Median	75th Percentile
Executives	443	3.09	2.00	3.00	3.28	121	3.24	2.00	3.00	3.00
Managers	483	3.01	2.00	3.00	3.00	139	3.04	2.00	3.00	3.00
Supervisors	478	3.04	2.00	3.00	3.08	144	3.22	2.00	3.00	3.00
Staff	511	3.13	2.00	3.00	3.28	166	3.36	2.00	3.00	3.00

## Salary Structure Movement

The following two pages represent 2019 and 2020 projected salary structure movement. For comparison purposes, anticipated 2019 movement is based on responses from the 2018 survey. The actual salary structure movement was

higher than what was anticipated for 2019 for all occupational levels from all participants. For Small Utilities participants, salary structure movements are higher than projected movement at around 2.7% for all levels.

### 2019 Budgeted Range/Structure Adjustment Percent (0% Included)–Collected Summer 2018

	All				Small			
	Total Responses	Average	Median	75th Percentile	Total Responses	Average	Median	75th Percentile
Executives	267	2.08	2.00	3.00	73	1.82	2.00	3.00
Managers	273	2.13	2.10	3.00	72	2.14	2.05	3.00
Supervisors	278	2.24	2.10	3.00	79	2.45	2.50	3.00
Staff	315	2.32	2.25	3.00	96	2.54	2.50	3.00

### 2019 Actual Range/Structure Adjustment Percent (0% Included)

	All				Small			
	Total Responses	Average	Median	75th Percentile	Total Responses	Average	Median	75th Percentile
Executives	324	2.40	2.10	3.00	90	2.66	2.50	3.00
Managers	347	2.43	2.10	3.00	101	2.73	2.50	3.00
Supervisors	349	2.39	2.25	3.00	105	2.66	2.40	3.00
Staff	368	2.41	2.25	3.00	120	2.67	2.45	3.00

Note: The 25th percentile is excluded because of the number of "0% increase" responses.

All participants, on average, reported 2.52% projected salary range/structure movement for 2020 for Executives and Managers, 2.56% for Supervisors, and 2.67% for Staff.

For Small Utilities participants, an average of 2.9% range/structure movements are projected for Executives, 2.69% for Managers, 2.8% for Supervisors,

and 3.04% for Staff. A significant number of respondents reported 0% under projected salary range/structure movements for 2020, which suggests that many organizations are not anticipating changes or have not yet made decisions for the year.

2020 Budgeted Range/Structure Adjustment Percent (0% Included)								
	All				Small			
	Total Responses	Average	Median	75th Percentile	Total Responses	Average	Median	75th Percentile
Executives	310	2.52	2.50	3.00	85	2.90	2.50	3.00
Managers	332	2.52	2.50	3.00	95	2.69	2.50	3.00
Supervisors	334	2.56	2.50	3.00	101	2.80	2.50	3.00
Staff	356	2.67	2.50	3.00	115	3.04	2.50	3.00

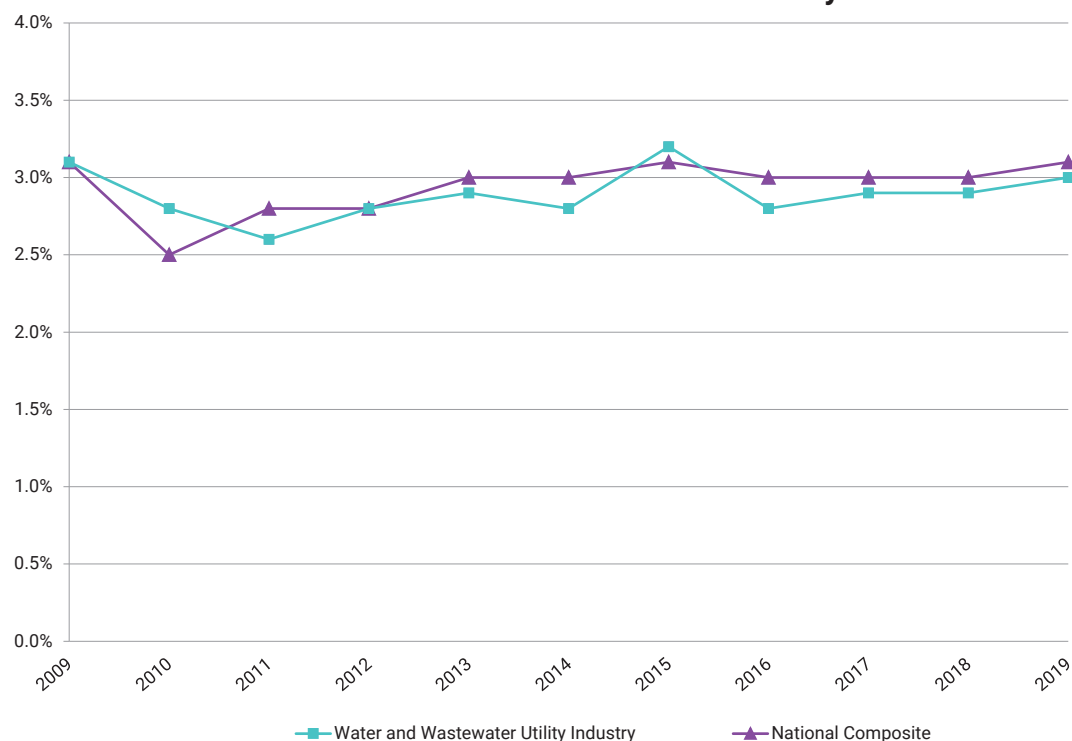
Note: The 25th percentile is excluded because of the number of "0% increase" responses.

## Salary Movement and the Economy

To explore the relationship between how annual salary increases at water and wastewater utilities move in comparison with other industries, the graph compares the water and wastewater utility industry to all other industries. Nationally, average salary increase budgets continue to hover around 3.0% across most industries. A 10-year perspective is provided in the following chart. National salary increases reflect data as reported in the 2018–2019 WorldatWork Salary Budget Survey.

Water and wastewater utility salary increases for 2019 are represented by an average of management, supervisory, and staff-level positions from the AWWA Water and Wastewater Utility Compensation Survey report. Actual 2019 movements are based on average salary increases collected in this survey. As the chart illustrates, water and wastewater utility industry salary increase budgets closely track “all” industries for 2019. Salary increases rose to 3% for water and wastewater utilities in 2019 and also increased to 3.1% for the National Composite.

**10-Year Perspective  
Water and Wastewater Utilities vs. National Salary Movements**

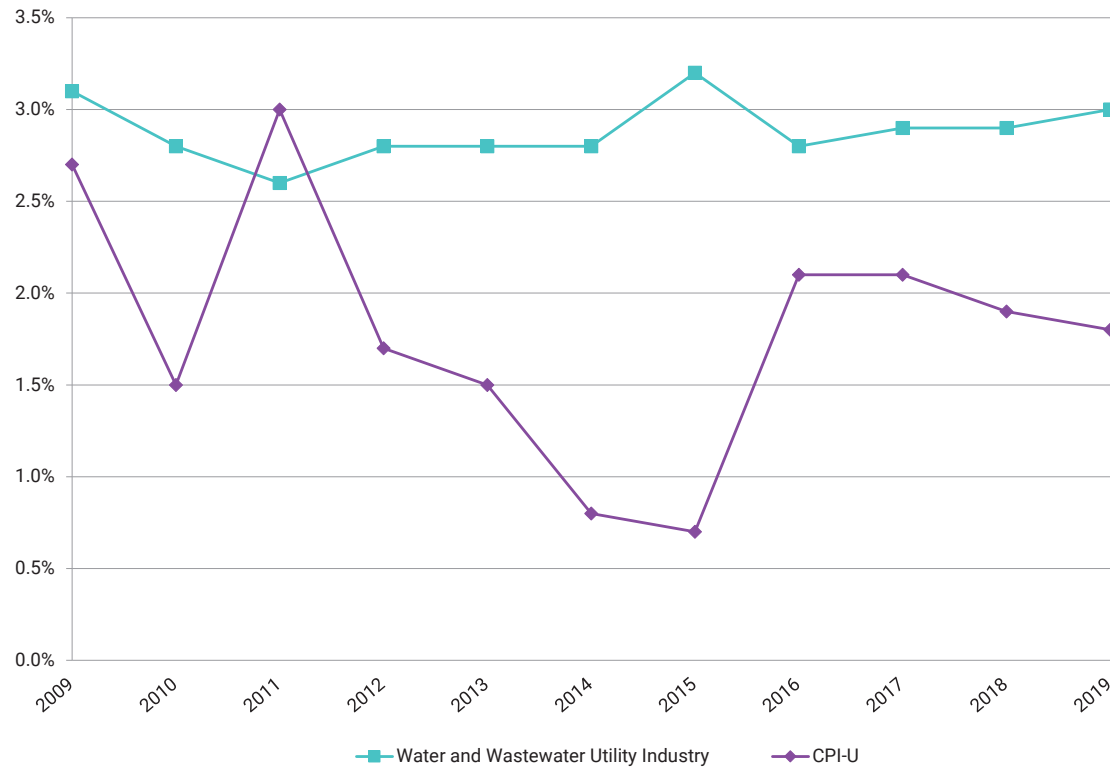


Note: 2020 national data were not available at the time this report was published; 2019 budgeted salary increases are an average of all data reported for management and non-management positions, excluding 0% increase data.

To provide additional context for understanding salary movement, the following is a graphical representation of salary increase budgets and the Consumer Price Index—Urban (CPI-U), which is a measure of inflation. Salary increases in the following chart are an average of all data reported for management and

non-management positions, excluding 0% increases. While the interpretation of current inflation given the present economy is challenging, for the most part water and wastewater utility salary increases have remained above inflationary levels over the past decade.

**10-Year Perspective  
Water and Wastewater Utilities vs. National Salary Movements**



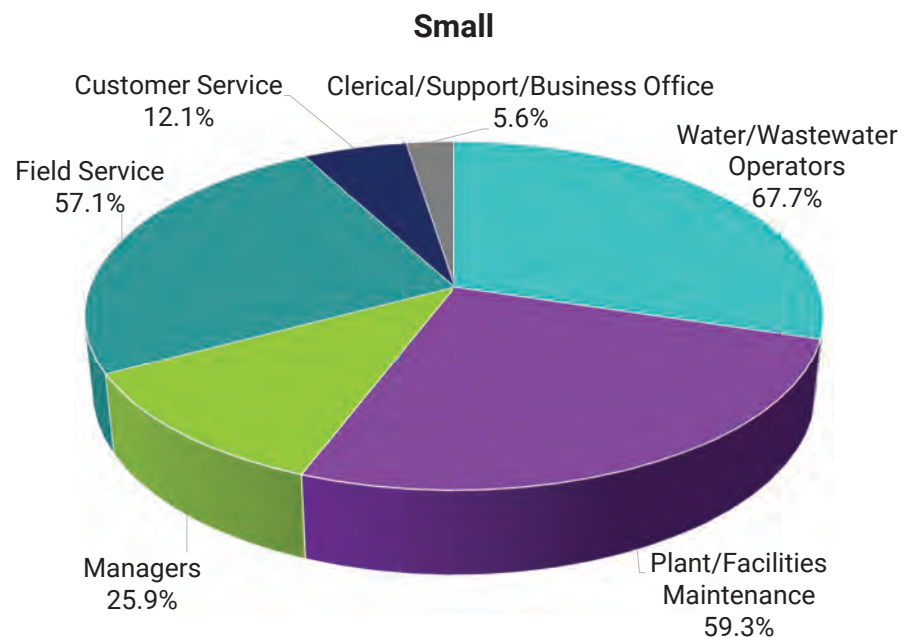
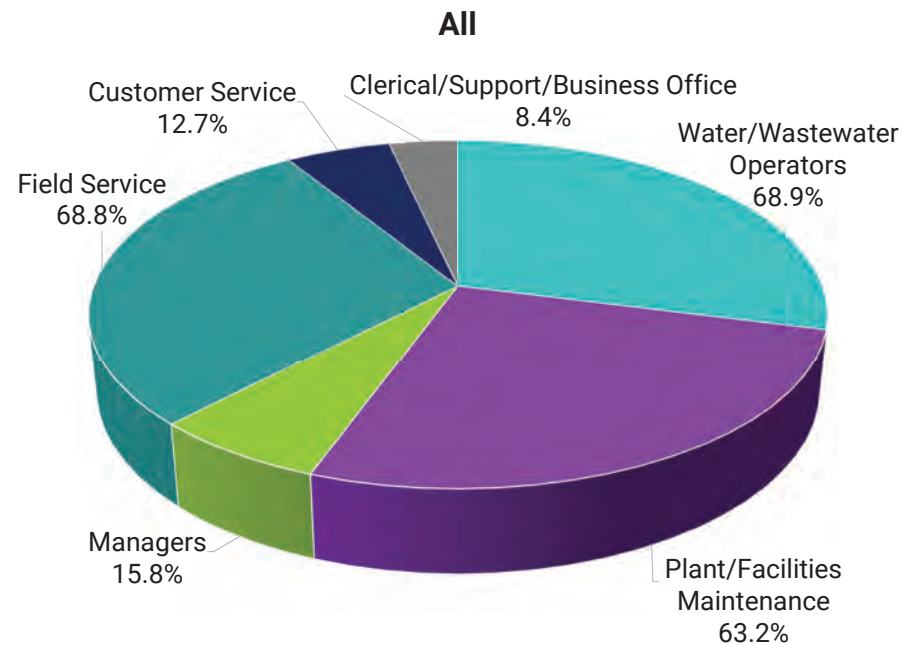
Note: CPI-U percentage is based on the April 2018 Bureau of Labor Statistics Report and is unadjusted for a 12-month period.



## On-Call Pay and Call-Back Pay

On-call/call-back pay is defined as additional hourly pay for being on standby or ready to be called to work. The following pie charts show the prevalence

of organizations that are using on-call/call-back pay for the identified job families.





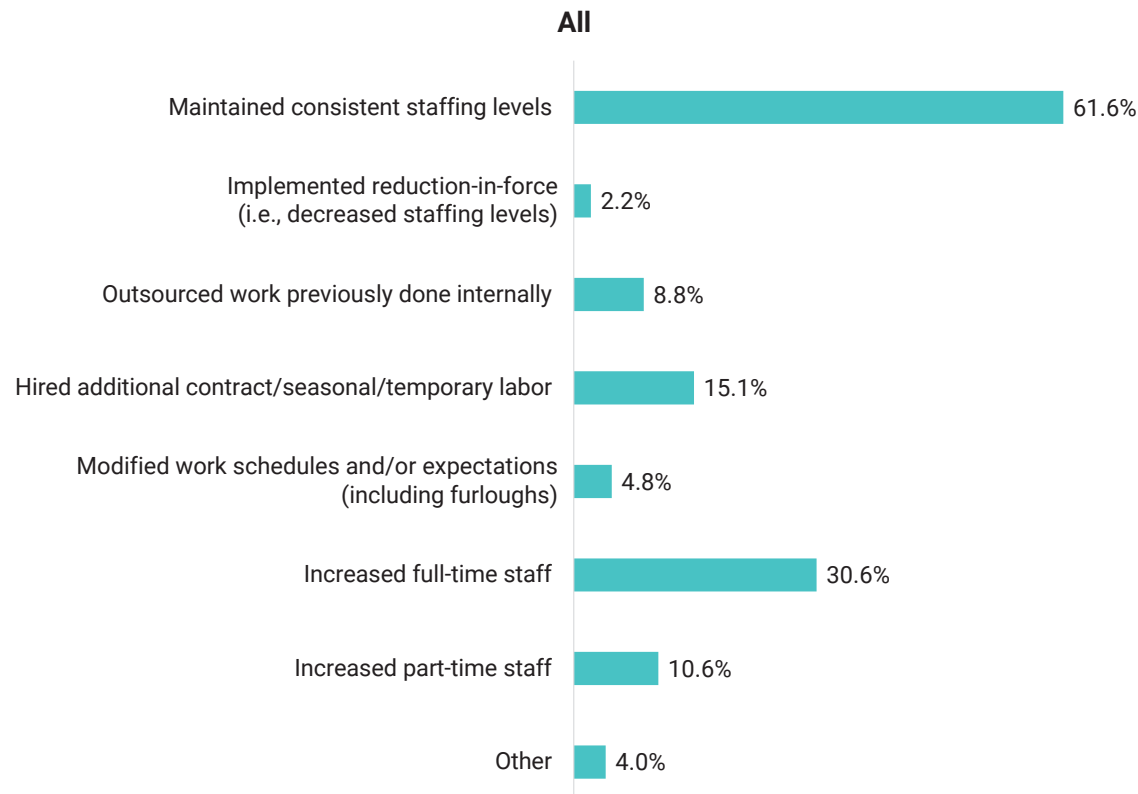
# Organizational Staffing Summary

## Changes to Overall Staffing Levels

Employment growth has been strong during the past 12 months. Of the 648 organizations that responded to this question, 61.6% (399) maintained consistent staffing levels, and 41.2% (267) increased staffing levels in the past 12 months. Another 15.1% (98) hired additional contract/seasonal or temporary labor. Less than 5% (2.2%) implemented reduction-in-force, 4.8% (31) modified work schedules and/or expectations, 8.8%

outsourced work that was previously done internally. The “Other” responses primarily include staff reduction due to retirement, using interns, and conducting classification and compensation studies.

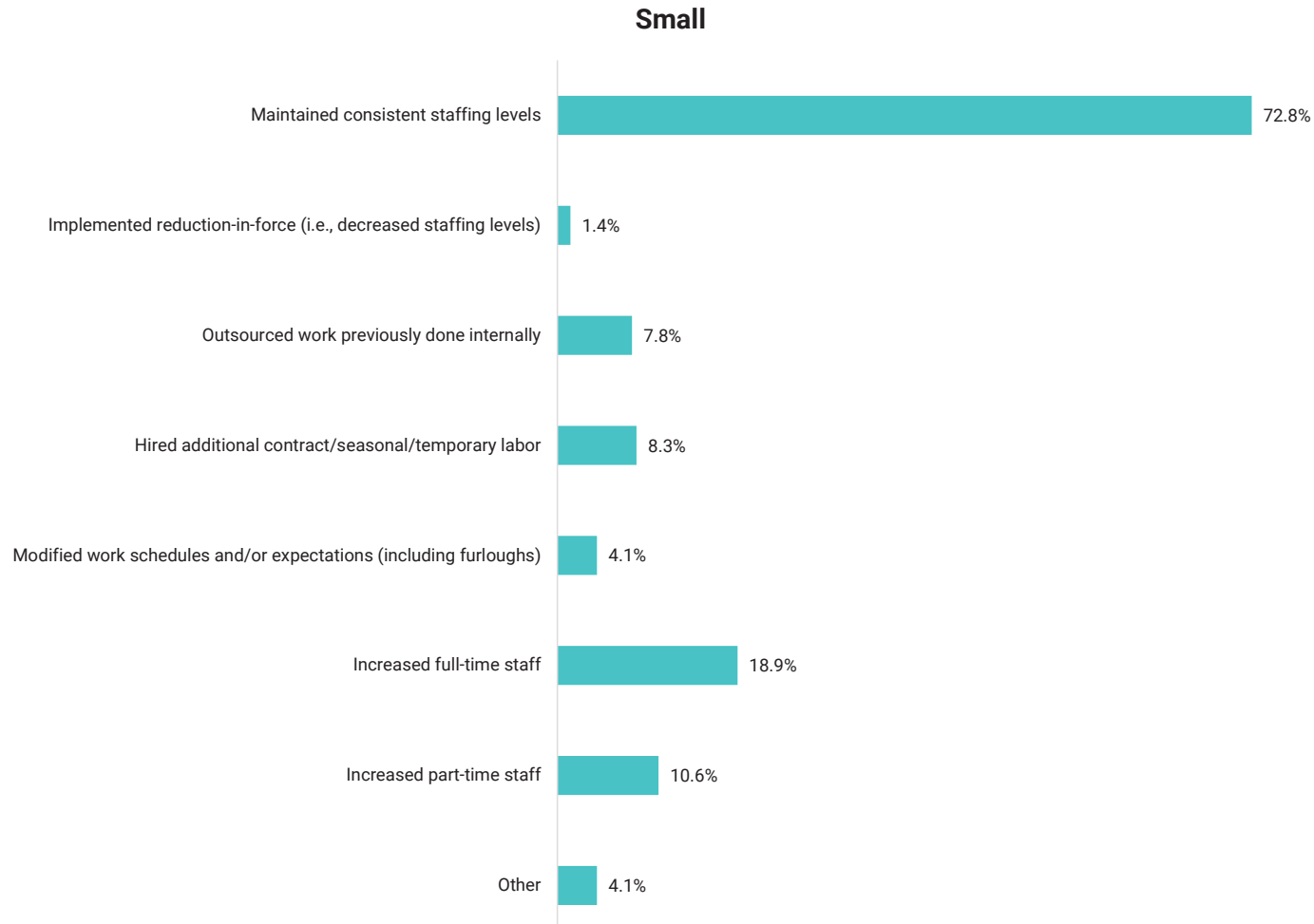
The following bar chart represents the percentage distribution of responses with respect to changes made in the past 12 months to overall staffing levels.



Note: Percentages do not total 100% as several organizations indicated multiple responses.

For the 217 Small Utilities participants answering this question, a lower percentage (29.5%) increased staffing levels in the past 12 months. Eighteen organizations (8.3%) hired additional contract/seasonal or temporary labor, 7.8% outsourced work that was previously done internally, and 4.1% modified work schedules and/or expectations. The “Other” responses primarily include staff reduction through attrition or department restructuring.

The following bar chart represents the percentage distribution of responses with respect to changes made in the past 12 months to overall staffing levels by Small Utilities participants.

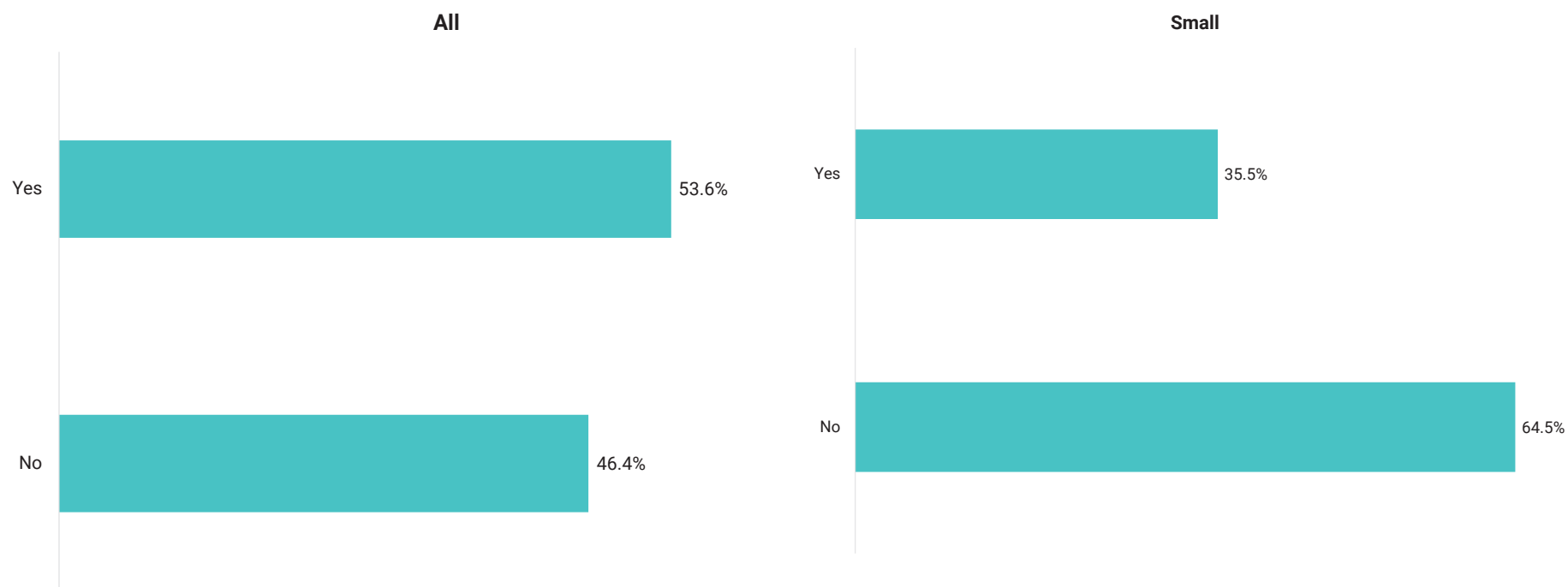


Note: Percentages do not total 100% as several organizations indicated multiple responses.

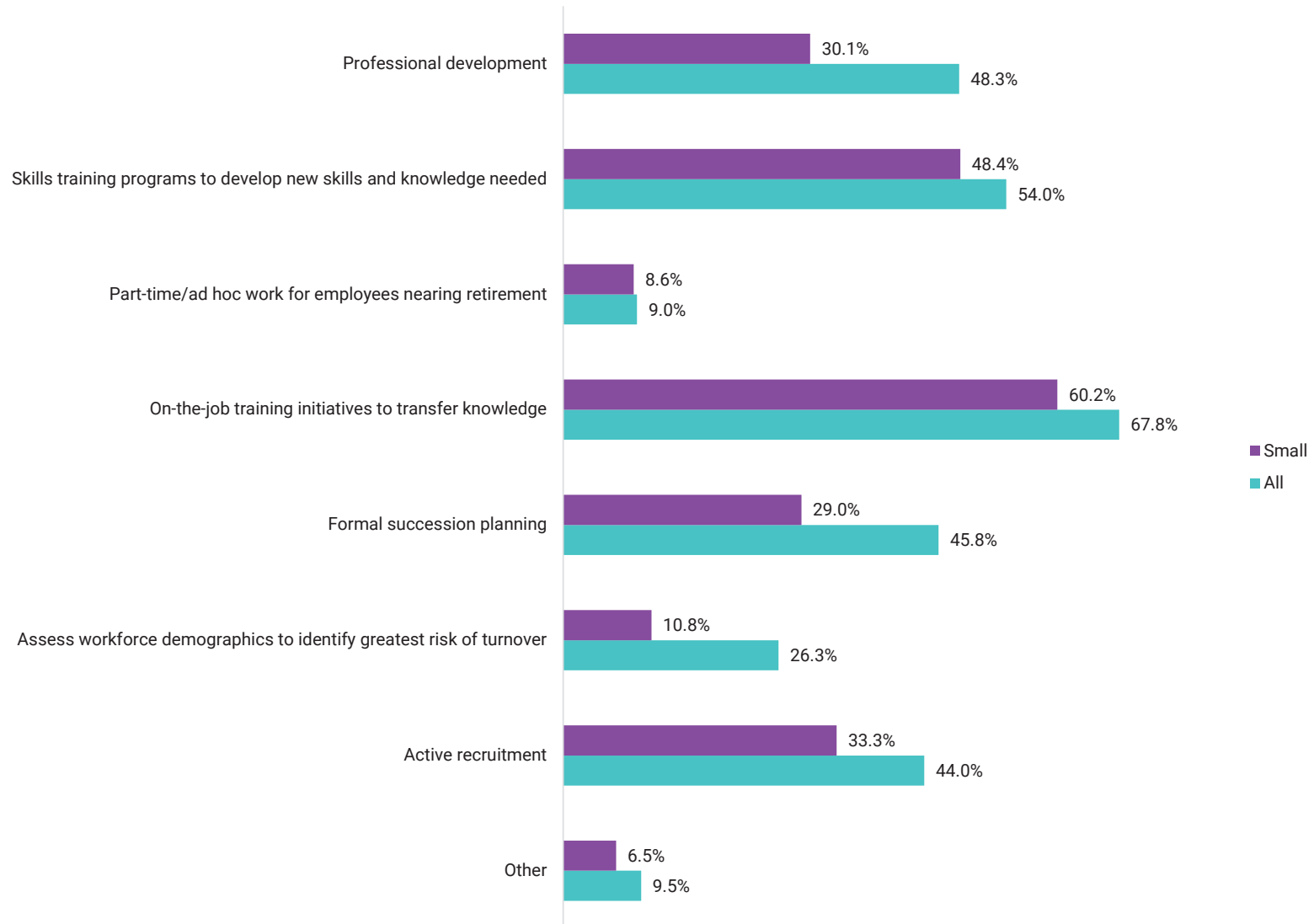
## Aging-Workforce Programs and Policies

When asked if programs and policies were implemented to address aging-workforce issues, 53.6% of all responding answered “Yes.” The remaining participants have nothing formal in place to address this crucial issue. In contrast, Small Utilities are far less likely (35.5%) to have programs or policies to address the aging workforce.

As noted subsequently, the most prevalent approach to addressing the aging-workforce issue is implementation of training programs. This includes both on-the-job training and skills training to prepare employees with both skills and knowledge of the role.



When comparing approaches of all organizations to that of the Small Utilities group, the results were as follows:

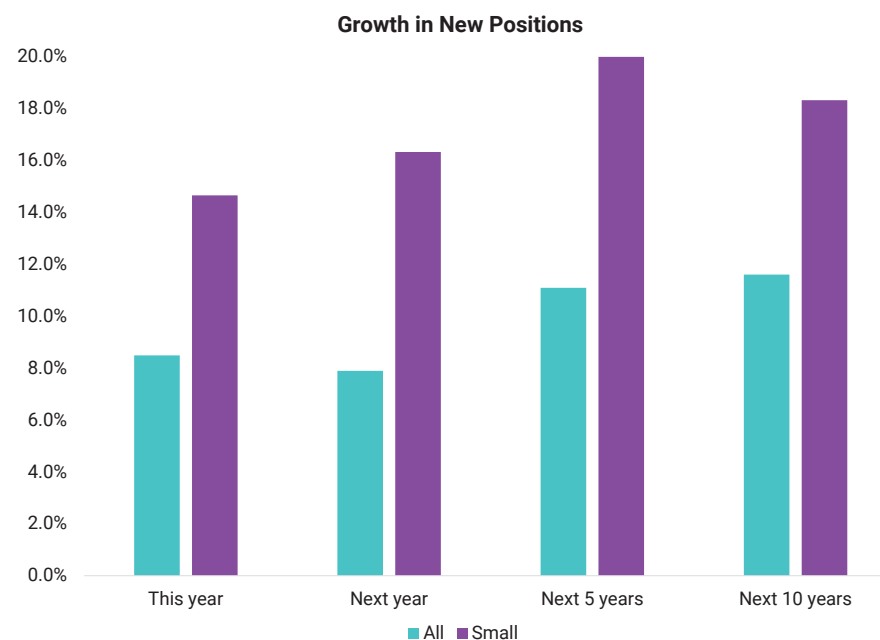


## Ten-Year Anticipated Workforce Fluctuation

On average, the 583 organizations responding expect 2.4% of their workforce to retire in the current year. Next year, the percentage increases to 3.4%. It is anticipated that over the next five years, an average of 10.7% of the workforce will be retiring across all utilities. Within each time frame, the percentage of the workforce retiring for small utilities was lower than that of the overall group.

	All Utilities		Small Utilities	
	Total Responses	Average	Total Responses	Average
This Year	522	2.4%	171	1.7%
Next Year	509	3.4%	175	3.0%
Next 5 Years	536	10.7%	184	10.6%
Next 10 Years	505	16.1%	176	15.1%

When asked about potential growth in workforce (adding new positions), 62% of all respondents indicated that they don't anticipate adding any new positions this year. For those that are adding positions, respondents across all utilities estimated growth in the number of positions to be 8.5% this year and approaching 11.6% over the next 10 years, while small utilities estimated growth in the number of positions to be much higher at 14.7% this year with much greater growth expectations than all organizations over the next 10 years.



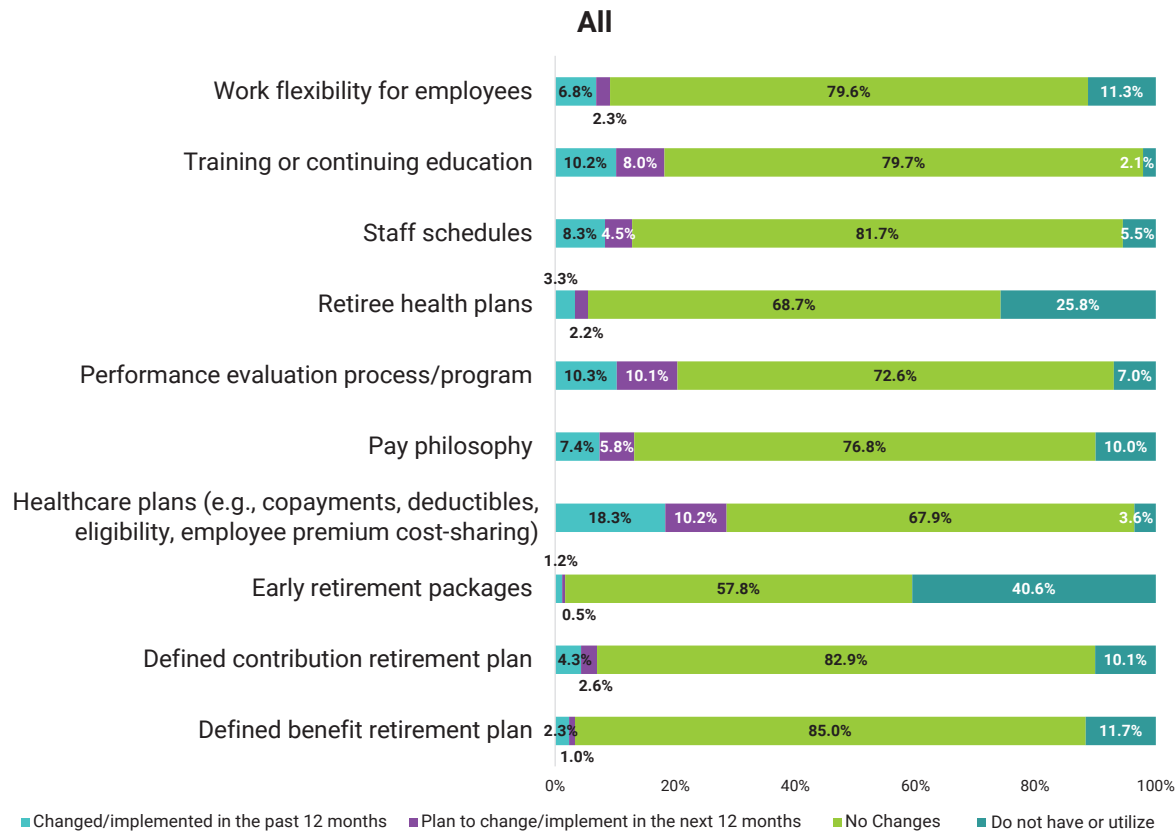




# Cost-Control Initiatives

As in 2018, healthcare plan changes, training, and continuing education remain at the top of the list of cost-control initiatives in 2019. This year, 608 participants across all utilities provided responses on cost-control initiatives they have implemented or plan to implement in a variety of areas. The following chart depicts the percentage distribution of how participants have addressed or intend to address each cost-control initiative. A significant number of respondents (28.5%) indicated that they have implemented, are planning to implement, or are considering changes to their

healthcare plans that include co-payments, deductibles, eligibility, and employee premium cost-sharing. Significant emphasis this year has been put on the performance evaluation process, with 20.4% having changed, planning to change, or considering changing the process. Training and education are also a priority as utilities shift the focus to cross-training to address aging workforce issues, staff reductions, and budgetary constraints. The following chart and table indicate areas where organizations intend to make changes in an attempt to control costs.



## Summary of Changes Made as Part of Cost-Control Efforts

The following table shows a comparison of how small facilities versus all facilities have addressed or intend to address cost-control initiatives, followed by a summary of comments that participants provided. Detailed individual responses are provided for categories where a large number of participants submitted

open-ended comments (note that these detailed responses are provided to showcase the most common or recurring themes and are not meant to represent all the comments submitted in this survey).

Cost-Control Initiatives										
	All Utilities					Small Utilities				
	Number of organizations	Changed/implemented in the past 12 months	Plan to change/ implement in the next 12 months	No changes	Do not have or utilize	Number of organizations	Changed/implemented in the past 12 months	Plan to change/ implement in the next 12 months	No changes	Do not have or utilize
Defined benefit retirement plan	608	2.3%	1.0%	85.0%	11.7%	204	2.9%	1.0%	81.9%	14.2%
Defined contribution retirement plan	604	4.3%	2.6%	82.9%	10.1%	203	4.9%	3.0%	81.3%	10.8%
Early retirement packages	599	1.2%	0.5%	57.8%	40.6%	203	1.0%	1.0%	57.1%	40.9%
Healthcare plans	617	18.3%	10.2%	67.9%	3.6%	205	16.1%	8.3%	67.8%	7.8%
Pay philosophy	608	7.4%	5.8%	76.8%	10.0%	205	4.4%	3.4%	76.1%	16.1%
Performance evaluation process/program	614	10.3%	10.1%	72.6%	7.0%	205	7.8%	5.4%	75.6%	11.2%
Retiree health plans	604	3.3%	2.2%	68.7%	25.8%	203	2.0%	1.0%	64.0%	33.0%
Staff schedules	602	8.3%	4.5%	81.7%	5.5%	202	5.4%	4.0%	83.2%	7.4%
Training or continuing education	610	10.2%	8.0%	79.7%	2.1%	205	7.8%	5.4%	84.4%	2.4%
Work flexibility for employees	602	6.8%	2.3%	79.6%	11.3%	204	2.9%	2.0%	84.8%	10.3%

## Healthcare Plans

With the significant cost and importance of health insurance, many utilities have made changes or are considering making changes to healthcare plans.

Following are notable responses from survey participants:

- Changed coverages or added insurance plan options
- Increased co-pays, premiums, deductibles
- Implementing high-deductible health plans

## Training or Continuing Education

Continued training and education of employees can yield payoffs in terms of increased knowledge, skills, productivity, loyalty, and overall contribution. Many utilities are looking for an appropriate return on investment, while others are focused on increasing training because of the need for knowledge transfer to a new generation of staff.

Following are notable responses on this topic:

- Increasing continuing education and training courses using tuition reimbursement programs
- Implementing internal training programs

## Staff Schedules

Many utilities have made changes or are considering making changes to schedules to help reduce costs. Common practices include:

- Adjusting schedules to reduce overtime
- Offering flexible shift arrangements and flex time

## Pay Philosophy

Some respondents elaborated on changes to pay philosophy. Common themes among participants include:

- Shifting to a pay-for-performance strategy
- Adopting a formal pay structure
- Changing the emphasis from cost-of-living adjustments to merit

## Retiree Health Plans

Retiree health plans do not appear to be an area where many utilities are making or considering cost-cutting measures, compared with other areas. Few utilities commented on changes being made to these plans. Common responses include:

- Changing the terms for retirement eligibility
- Reducing retirement benefits
- Discontinuing retirement health plans



# AWWA Section List

Code	State(s)
AKA	Alaska
ALA	Alabama–Mississippi
ARI	Arizona
ATC	ACWA (NB, NF, NS, PEI)
BRC	British Columbia (BC, YT)
CAL	California–Nevada
CHS	Chesapeake (DE, DC, MD)
CON	Connecticut
FLA	Florida
GEO	Georgia
HWI	Hawaii (HI, GU)
ILL	Illinois
IND	Indiana
INT	Intermountain (UT, Eastern ID)
IWA	Iowa
KAN	Kansas
KNT	Kentucky–Tennessee
MEX	Mexico
MIC	Michigan
MIN	Minnesota
MOU	Missouri
MTN	Montana

Code	State(s)
NEB	Nebraska
NEJ	New Jersey
NEW	NEWWA (ME, NH, RI, VT, MA)
NEY	New York
NOC	North Carolina
NDK	North Dakota
OHO	Ohio
ONT	OWWA (ON)
PAC	Pacific Northwest (OR, WA, Western ID)
PEN	Pennsylvania
PRT	Puerto Rico
QUE	Quebec
RMT	Rocky Mountain (CO, NM, WY)
SCR	South Carolina
SDK	South Dakota
SOW	Southwest (AR, LA, OK)
TEX	Texas
VIR	Virginia
WEC	Western Canada (AB, MB, NT, SK)
WEV	West Virginia
WIS	Wisconsin



---

## Selective Analysis Reports

Organizations that participated in the 2019 Water and Wastewater Utility Compensation Survey may supplement the data provided by ordering one or more Selective Analysis Reports.

Selective Analysis Reports offer participants the ability to select specific organizations that participated in the survey and have only the data from these facilities published in a report. This enables companies to gather data that provide a more specific analysis relative to their competitive position.

**A minimum of eight organizations must be chosen** for each Selective Analysis Report to maintain the confidentiality of individual responses. However, we suggest a peer group of at least ten, since a minimum of five organizations must report data for each job for data to be included in the Selective Analysis.

Each report is available for \$600. To discuss your needs, please contact Kevin Paulsen, Newport Group, at (319) 393-4836.

## Participant List—Population Served Under 10,000

The following list consists of small utilities that serve a population of under 10,000.

CODE	UTILITY	CITY	STATE
73	ADEL MUNICIPAL WATER WORKS	ADEL	IA
569	AITKIN PUBLIC UTILITIES COMMISSION	AITKIN	MN
78	AMADOR WATER AGENCY	SUTTER CREEK	CA
406	ANIMAS WATER COMPANY	DURANGO	CO
487	AVE MARIA UTILITY COMPANY, LLLP	AVE MARIA	FL
613	BETHEL WATER DEPARTMENT	BETHEL	CT
509	BIG CREEK UTILITY DISTRICT	ALTAMONT	TN
150	BIRDSBORO MUNICIPAL AUTHORITY	BIRDSBORO	PA
31	BLANCHESTER PUBLIC WATER SYSTEM	BLANCHESTER	OH
485	BLOCK ISLAND WATER CO.	BLOCK ISLAND	RI
371	CALAVERAS PUBLIC UTILITY DISTRICT	SAN ANDREAS	CA
639	CALVERT COUNTY WATER AND SEWERAGE	PRINCE FREDERICK	MD
123	CAMP VERDE WATER SYSTEM	CAMP VERDE	AZ
124	CARDINAL DWS AND CARDINAL WPCP	CARDINAL	ON
24	CARIBOU UTILITIES DISTRICT	CARIBOU	ME
273	CEDARPINES PARK MUTUAL WATER COMPANY	CEDARPINES PARK	CA
684	CENTRAL SHOSHONE COUNTY WATER DISTRICT	KELLOGG	ID
380	CENTRAL TEXAS WSC	HARKER HEIGHTS	TX
625	CHARLOTTE HARBOR WATER ASSOCIATION, INC	PUNTA GORDA	FL
352	CHARTER TOWNSHIP OF LANSING WEST SIDE WATER SUPPLY	LANSING	MI
218	CHESTER COUNTY WASTEWATER RECOVERY (CHESTER SEWER DISTRICT)	RICHBURG	SC
483	CHILLICOTHE MUNICIPAL UTILITIES	CHILLICOTHE	MO
652	CICERO UTILITIES	CICERO	IN
110	CITY OF BELOIT	BELOIT	KS



CODE	UTILITY	CITY	STATE
404	CITY OF CARLTON	CARLTON	OR
594	CITY OF EMORY	EMORY	TX
59	CITY OF EUREKA SPRINGS	EUREKA SPRINGS	AR
630	CITY OF EVERMAN	EVERMAN	TX
46	CITY OF FAIRBURY	FAIRBURY	IL
131	CITY OF GRINNELL	GRINNELL	IA
102	CITY OF GROESBECK	GROESBECK	TX
356	CITY OF HARVARD	HARVARD	IL
385	CITY OF HAVRE	HAVRE	MT
183	CITY OF HEPPNER	HEPPNER	OR
82	CITY OF INDEPENDENCE	INDEPENDENCE	KS
125	CITY OF KOSCIUSKO	KOSCIUSKO	MS
427	CITY OF MADISON	MADISON	FL
489	CITY OF MANCHESTER WATER DEPT	MANCHESTER	IA
615	CITY OF MAYNARDVILLE	MAYNARDVILLE	TN
35	CITY OF MILFORD	MILFORD	OH
61	CITY OF MORLAND	MORLAND	KS
629	CITY OF MUNISING	MUNISING	MI
204	CITY OF MYRTLE CREEK	MYRTLE CREEK	OR
26	CITY OF NASHVILLE, MI	NASHVILLE	MI
422	CITY OF NEWCASTLE	NEWCASTLE	WY
493	CITY OF NOOKSACK	NOOKSACK	WA
583	CITY OF PEWAUKEE WATER & SEWER	PEWAUKEE	WI
11	CITY OF PIGEON FORGE	PIGEON FORGE	TN
484	CITY OF PLAINWELL, MI	PLAINWELL	MI
437	CITY OF PORT LIONS WATER PLANT	PORT LIONS	AK
215	CITY OF RED BUD UTILITIES	RED BUD	IL
219	CITY OF RIVER FALLS, WI	RIVER FALLS	WI
498	CITY OF SAN JOAQUIN	SAN JOAQUIN	CA
66	CITY OF SANDWICH	SANDWICH	IL

CODE	UTILITY	CITY	STATE
532	CITY OF SCHUYLER	SCHUYLER	NE
626	CITY OF SEWARD	SEWARD	NE
7	CITY OF SHELLSBURG	SHELLSBURG	IA
21	CITY OF SPARTA, WI	SPARTA	WI
191	CITY OF SPICER	SPICER	MN
576	CITY OF ST. IGNACE	ST. IGNACE	MI
170	CITY OF SYRACUSE	SYRACUSE	NE
237	CITY OF THORNDALE	THORNDALE	TX
573	CITY OF THREE RIVERS WASTEWATER TREATMENT PLANT	THREE RIVERS	MI
567	CITY OF WATERLIET WATER/SEWER DEPT.	WATERVLLIET	NY
354	CITY OF WAYNE, NE	WAYNE	NE
544	CITY OF WEST COLUMBIA	WEST COLUMBIA	TX
624	CLEVES WATERWORKS	CLEVES	OH
606	CLINTON TOWNSHIP WATER COMPANY	CLINTON	IN
459	CLINTON UTILITIES BOARD	CLINTON	TN
445	COLONA EAST	COLONA	IL
421	CORAOPOLIS WATER AND SEWER AUTHORITY	CORAOPOLIS	PA
141	CRYSTAL SPRINGS WATER DISTRICT	ODELL	OR
63	DALTON FIRE DISTRICT	DALTON	MA
500	DECHERD WATER DEPARTMENT	DECHERD	TN
607	DEER CREEK WATER ASSOCIATION	BELLINGHAM	WA
70	DENISON MUNICIPAL UTILITIES	DENISON	IA
99	DESHLER MUNICIPAL UTILITIES	DESHLER	OH
347	FAIRVIEW TOWNSHIP SEWER AND WATER AUTHORITY	FAIRVIEW	PA
403	FAYETTE WATER SUPPLY	LA GRANGE	TX
44	FENNIMORE WATER & LIGHT	FENNIMORE	WI
517	FERN VALLEY WATER DISTRICT	IDYLLWILD	CA
599	FISHERS ISLAND WATER WORKS	FISHERS ISLAND	NY
45	FOSTERBURG WATER DISTRICT	ALTON	IL
529	GLACIER WATER DISTRICT	GLACIER	WA

CODE	UTILITY	CITY	STATE
58	GRAND WATER & SEWER SERVICE AGENCY	MOAB	UT
513	GRAYSON UTILITIES	GRAYSON	KY
240	GRIZZLY FLATS COMMUNITY SERVICES DISTRICT	GRIZZLY FLATS	CA
679	GUM SPRINGS WATER SUPPLY CORP.	HALLSVILLE	TX
490	HADLEY DPW WATER DIVISION	HADLEY	MA
100	HART COUNTY WATER AND SEWER AUTHORITY	HARTWELL	GA
43	HAWARDEN MUNICIPAL UTILITIES	HAWARDEN	IA
523	HEIGHTS WATER	VASHON	WA
359	HORSHAM WATER AND SEWER AUTHORITY	HORSHAM	PA
214	HUNTSVILLE UTILITY DISTRICT	HUNTSVILLE	TN
210	INCORPORATED VILLAGE OF BAYVILLE	BAYVILLE	NY
224	INGALLS WATER COMPANY	INGALLS	IN
120	ISLE OF PALMS WATER AND SEWER COMMISSION	ISLE OF PALMS	SC
186	JORDANELLE SPECIAL SERVICE DISTRICT	HERBER CITY	UT
584	KALAMAZOO LAKE SEWER & WATER AUTHORITY	SAUGATUCK	MI
570	LAGRANGE WATER WORKS	LAGRANGE	IN
667	LAKE LINDEN VILLAGE WATER UTILITY	LAKE LINDEN	MI
341	LAKEPORT WATER ASSOCIATION	MOORE HAVEN	FL
262	LAKESIDE COUNTY WATER & SEWER DISTRICT	LAKESIDE	MT
168	LAKEVIEW UTILITY DISTRICT	ROGERSVILLE	TN
107	LAMONI MUNICIPAL UTILITIES	LAMONI	IA
448	LAN-DEL WATER DISTRICT	LANSING	KS
511	LAWRENCEBURG MUNICIPAL UTILITIES	LAWRENCEBURG	IN
259	LE MARS WATER DEPARTMENT	LE MARS	IA
54	LEE ACRES WATER	FARMINGTON	NM
682	LEWES BOARD OF PUBLIC WORKS	LEWES	DE
258	LIGONIER WATER WORKS	LIGONIER	IN
69	LITTLE RIVER BAND OF OTTAWA INDIANS	MANISTEE	MI
440	LOWER SAUCON AUTHORITY	BETHLEHEM	PA
130	LOWNDES COUNTY BOARD OF COMMISSIONERS	VALDOSTA	GA

CODE	UTILITY	CITY	STATE
417	LUKINS BROTHERS WATER COMPANY, INC.	SOUTH LAKE TAHOE	CA
543	M.E.N. WATER SUPPLY COMPANY	CORSICANA	TX
60	MASON COUNTY PUD NO. 1	SHELTON	WA
582	MAURY SERVICE AUTHORITY	LEXINGTON	VA
176	MAYVILLE UTILITIES	MAYVILLE	WI
32	MEADOW VISTA COUNTY WATER DISTRICT	MEADOW VISTA	CA
3	MERRILL UTILITY	MERRILL	WI
154	MIAMI COUNTY SANITARY ENGINEERING	TROY	OH
497	MOAB CITY	MOAB	UT
320	MORGAN COUNTY QUALITY WATER DISTRICT	FORT MORGAN	CO
162	MORGAN COUNTY RURAL WATER CORPORATION (MCRW)	MARTINSVILLE	IN
581	MOUNT DESERT WATER DISTRICT	NORTHEAST HARBOR	ME
182	MOUNT WERNER WATER AND SANITATION DISTRICT	STEAMBOAT SPRINGS	CO
267	MOUNTAIN GATE COMMUNITY SERVICES DISTRICT	REDDING	CA
238	MSEC ENTERPRISES, INC.	NAVASOTA	TX
281	MUNFORD WATER DEPT.	MUNFORD	TN
39	MUNICIPAL AUTHORITY BOROUGH OF MIDLAND	MIDLAND	PA
696	MUNICIPAL SERVICES COMMISSION	NEW CASTLE	DE
610	MYOMA DUNES WATER COMPANY	BERMUDA DUNES	CA
357	NEGAUNEE TOWNSHIP	NEGAUNEE	MI
83	NEW KENT COUNTY PUBLIC UTILITIES	NEW KENT	VA
362	NORRIS WATER COMMISSION	NORRIS	TN
213	NORTH BEACH WATER DISTRICT	OCEAN PARK	WA
148	NORTH CONWAY WATER PRECINCT	NORTH CONWAY	NH
20	NORTH FOND DU LAC WATERWORKS	NORTH FOND DU LAC	WI
177	NORTHWEST RURAL WATER DISTRICT	CODY	WY
283	NW NATURAL WATER COMPANY	PORTLAND	OR
223	ORANGE BEACH WATER, SEWER & FIRE PROTECTION AUTHORITY	ORANGE BEACH	AL
266	PAGE UTILITY ENTERPRISES	PAGE	AZ
118	PAJARO SUNNY MESA COMMUNITY SERVICES DISTRICT	ROYAL OAKS	CA

CODE	UTILITY	CITY	STATE
340	PASCOAG UTILITY DISTRICT	PASCOAG	RI
201	PERRY MUNICIPAL WATER WORKS	PERRY	IA
294	PINE BROOK WATER DISTRICT	BOULDER	CO
166	PLATTE RIVER POWER AUTHORITY	FORT COLLINS	CO
450	PLEASANT HOME WATER DISTRICT	GRESHAM	OR
174	PRAIRIE RONDE WATER SYSTEM	OPELOUSAS	LA
627	PUBLIC WATER SUPPLY DISTRICT NO. 9	COLUMBIA	MO
505	PUD NO. 1 OF CLALLAM COUNTY	CARLSBORG	WA
212	PUEBLO OF SANTA ANA TRIBAL UTILITY AUTHORITY	PUEBLO OF SANTA ANA	NM
159	RICHLAND TOWNSHIP	HEMLOCK	MI
623	RIO WATER SUPPLY CORPORATION	RIO GRANDE CITY	TX
401	RIVER ACRES WSC	ROBSTOWN	TX
486	ROANE CENTRAL UTILITY DISTRICT	HARRIMAN	TN
351	ROCK CREEK MESA WATER DISTRICT	COLORADO SPRINGS	CO
457	ROTHSCHILD WATERWORKS	ROTHSCHILD	WI
93	ROUND HILL GENERAL IMPROVEMENT DISTRICT	ZEPHYR COVE	NV
587	RUSHVILLE CITY UTILITIES	RUSHVILLE	IN
12	SALISH KOOTENAI HOUSING AUTHORITY	PABLO	MT
496	SEWANEE UTILITY DISTRICT	SEWANEE	TN
338	SEWICKLEY WATER AUTHORITY	SEWICKLEY	PA
714	SHASTA COMMUNITY SERVICES DISTRICT	SHASTA	CA
658	SHENANDOAH WATER TREATMENT FACILITY	SHENANDOAH	IA
605	SOUTH GRAFTON WATER DISTRICT	SOUTH GRAFTON	MA
247	ST. CHARLES MESA WATER DISTRICT	PUEBLO	CO
261	SUNNYSLOPE WATER DISTRICT	PORT ORCHARD	WA
365	SUSSEX SERVICE AUTHORITY	WAVERLY	VA
383	TELFORD BOROUGH AUTHORITY	TELFORD	PA
571	THE BOROUGH OF WESTVILLE, NJ	WESTVILLE	NJ
641	THORPE WATER DEVELOPMENT	ANKENY	IA
430	TOHO WATER AUTHORITY	KISSIMMEE	FL

CODE	UTILITY	CITY	STATE
155	TOWN OF ALBION	ALBION	IN
643	TOWN OF BROADWAY	BROADWAY	VA
657	TOWN OF CRESTED BUTTE	CRESTED BUTTE	CO
614	TOWN OF GROVELAND	GROVELAND	MA
180	TOWN OF KREMMLING	KREMMLING	CO
519	TOWN OF LAKE CITY	LAKE CITY	CO
62	TOWN OF LENOX	LENOX	MA
142	TOWN OF LINCOLN WATER DEPARTMENT	LINCOLN	MA
435	TOWN OF LYONS	LYONS	CO
233	TOWN OF MONROE	MONROE	IN
609	TOWN OF MOUNTAIN VILLAGE	MOUNTAIN VILLAGE	CO
399	TOWN OF OLATHE	OLATHE	CO
651	TOWN OF PARKER	PARKER	AZ
512	TOWN OF PITTSFIELD	PITTSFIELD	ME
367	TOWN OF PORTLAND, WATER SUPPLY DIVISION	PORTLAND	CT
375	TOWN OF RANGELY	RANGELY	CO
194	TOWN OF SILVERTHORNE	SILVERTHORNE	CO
562	TOWN OF ST. JOHN	ST. JOHN	IN
453	TOWN OF STOCKBRIDGE	STOCKBRIDGE	MA
279	TOWN OF TELLURIDE	TELLURIDE	CO
348	TOWN OF WINTERVILLE	WINTERVILLE	NC
656	TRI-STATE G & T	PREWITT	NM
28	TWAIN HARTE CSD	TWAIN HARTE	CA
674	USCDWUA	CEDAREGE	CO
329	VANDENBERG VILLAGE COMMUNITY SERVICES DISTRICT	LOMPOC	CA
495	VANPORT TOWNSHIP MUNICIPAL AUTHORITY	VANPORT	PA
579	VILLAGE OF BIRCH RUN	BIRCH RUN	MI
646	VILLAGE OF CHERRY VALLEY	CHERRY VALLEY	IL
546	VILLAGE OF FARINA	FARINA	IL
389	VILLAGE OF HOLLEY	HOLLEY	NY

CODE	UTILITY	CITY	STATE
71	VILLAGE OF HOWARD CITY	HOWARD CITY	MI
568	VILLAGE OF INTERLAKEN	INTERLAKEN	NY
23	VILLAGE OF JORDAN	JORDAN	NY
171	VILLAGE OF MCCONNELSVILLE	MCCONNELSVILLE	OH
353	VILLAGE OF NAPLATE	NAPLATE	IL
235	VILLAGE OF NEWCOMERSTOWN UTILITIES	NEWCOMERSTOWN	OH
38	VILLAGE OF PAULDING	PAULDING	OH
169	VILLAGE OF PLYMOUTH	PLYMOUTH	OH
232	WATER DISTRICT 19	VASHON	WA
85	WAUPACA WATERWORKS	WAUPACA	WI
344	WEST BRIDGEWATER WATER DEPT.	WEST BRIDGEWATER	MA
577	WESTMINSTER COMBINED UTILITY SYSTEM	WESTMINSTER	SC
438	WHITES RESIDENTIAL AND FAMILY SERVICES	WABASH	IN
361	WIMBERLEY WATER SUPPLY CORPORATION	WIMBERLEY	TX
116	WINTHROP UTILITIES DISTRICT	WINTHROP	ME
364	WJ INTERNATIONAL ENVIRONMENTAL SERVICES, INC	HOUSTON	TX
206	WOODMEN HILLS METROPOLITAN DISTRICT	FALCON	CO
220	WOODMOOR WATER & SANITATION DISTRICT #1	MONUMENT	CO
8	WRIGHTSTOWN WATERWORKS	WRIGHTSTOWN	WI
481	YADKIN VALLEY SEWER AUTHORITY	ELKIN	NC

## Participant List—All

The following list consists of all the participants regardless of size, which includes small, medium-sized, and large utilities.

UTILITY
ACTON MUNICIPAL UTILITY DISTRICT
ADEL MUNICIPAL WATER WORKS
AITKIN PUBLIC UTILITIES COMMISSION
ALTOONA WATER AUTHORITY
AMADOR WATER AGENCY
AMERICAN WATER O&M
ANIMAS WATER COMPANY
ANNE ARUNDEL COUNTY GOVERNMENT
AQUA WATER SUPPLY CORPORATION
ARAB WATER WORKS
ARVIN COMMUNITY SERVICES DISTRICT
ASOTIN COUNTY PUBLIC UTILITY DISTRICT
ATASCADERO MUTUAL WATER COMPANY
ATHENS-CLARKE COUNTY PUBLIC UTILITIES
AUGUSTA UTILITIES DEPARTMENT
AURORA WATER – CITY OF AURORA
AUSTIN UTILITIES
AVE MARIA UTILITY COMPANY, LLLP
BATON ROUGE WATER COMPANY
BEAUFORT-JASPER WATER & SEWER AUTHORITY
BEAVER WATER DISTRICT
BENBROOK WATER AUTHORITY
BENTON WASHINGTON REGIONAL PUBLIC WATER AUTHORITY

UTILITY
BERKELEY COUNTY PUBLIC SERVICE WATER DISTRICT
BETHEL WATER DEPARTMENT
BIG BEAR CITY COMMUNITY SERVICES DISTRICT
BIG CREEK UTILITY DISTRICT
BIRDSBORO MUNICIPAL AUTHORITY
BLANCHESTER PUBLIC WATER SYSTEM
BLOCK ISLAND WATER CO.
BONA VISTA WATER IMPROVEMENT DISTRICT
BONITA SPRINGS UTILITIES, INC.
BOONE COUNTY WATER DISTRICT
BOROUGH OF EPHRATA
BOSTON WATER AND SEWER COMMISSION
BOWLING GREEN MUNICIPAL UTILITIES
BRADFORD CITY WATER AUTHORITY
BRISTOL COUNTY WATER AUTHORITY
BROAD CREEK PUBLIC SERVICE DISTRICT
BROWARD COUNTY WWS
BROWNSVILLE PUBLIC UTILITIES BOARD
BRUNSWICK COUNTY PUBLIC UTILITIES
BRYAN CO. RURAL WATER, SEWER & SOLID WASTE MANAGEMENT #2
CALAVERAS PUBLIC UTILITY DISTRICT
CALHOUN COUNTY WATER AUTHORITY
CALIFORNIA DOMESTIC WATER COMPANY
CALIFORNIA WATER SERVICE GROUP
CALLEGUAS MUNICIPAL WATER DISTRICT
CALVERT COUNTY WATER AND SEWERAGE



## UTILITY

CAMP VERDE WATER SYSTEM

CAMROSA WATER DISTRICT

CANBY UTILITY

CANTON MUNICIPAL UTILITIES

CANYON REGIONAL WATER AUTHORITY

CAPE FEAR PUBLIC UTILITY AUTHORITY

CAPITAL REGION WATER

CARDINAL DWS AND CARDINAL WPCP

CARIBOU UTILITIES DISTRICT

CARTHAGE WATER AND ELECTRIC

CASCADE WATER ALLIANCE

CEDAR FALLS UTILITIES

CEDARPINES PARK MUTUAL WATER COMPANY

CENTRAL ARIZONA PROJECT

CENTRAL ARKANSAS WATER

CENTRAL ELMORE WATER & SEWER AUTHORITY

CENTRAL SHOSHONE COUNTY WATER DISTRICT

CENTRAL TEXAS WSC

CHARLESTON WATER SYSTEM

CHARLOTTE COUNTY UTILITIES

CHARLOTTE HARBOR WATER ASSOCIATION, INC

CHARLOTTE WATER

CHARTER TOWNSHIP OF LANSING WEST SIDE WATER SUPPLY

CHARTER TOWNSHIP OF WATERFORD

CHEROKEE METROPOLITAN DISTRICT

CHESAPEAKE PUBLIC UTILITIES

CHESTER COUNTY WASTEWATER RECOVERY (CHESTER SEWER DISTRICT)

CHESTERFIELD COUNTY UTILITIES

CHILLICOTHE MUNICIPAL UTILITIES

CICERO UTILITIES

## UTILITY

CITIZENS ENERGY GROUP

CITY OF ALBANY, OREGON

CITY OF ALCOA

CITY OF ANGLETON

CITY OF ARVADA

CITY OF ASHEVILLE WATER RESOURCES

CITY OF ATHENS UTILITIES

CITY OF AURORA WATER PRODUCTION DIVISION

CITY OF БЕЛОIT

CITY OF BIG BEAR LAKE, DEPT. OF WATER & POWER

CITY OF BLOOMINGTON, IN

CITY OF BRISTOL, TN

CITY OF BURNSVILLE

CITY OF CADILLAC

CITY OF CARBONDALE

CITY OF CARLTON

CITY OF CEDAR RAPIDS UTILITIES DEPARTMENT

CITY OF CHEYENNE BOARD OF PUBLIC UTILITIES

CITY OF CHIPPEWA FALLS

CITY OF CORPUS CHRISTI

CITY OF COTTONWOOD WATER/WASTEWATER

CITY OF CROWN POINT

CITY OF CUDAHY, WI

CITY OF DANIABEACH

CITY OF DENTON WATER UTILITY

CITY OF EDMOND (OK) WATER RESOURCES

CITY OF ELIZABETHTON WATER RESOURCES

CITY OF EMORY

CITY OF ENGLEWOOD

CITY OF EUREKA SPRINGS

UTILITY
CITY OF EVERMAN
CITY OF FAIRBURY
CITY OF FERNANDINA BEACH
CITY OF FERNDALE
CITY OF FORT MADISON WATER DEPARTMENT
CITY OF GAINESVILLE RIVERSIDE WTP
CITY OF GOOSE CREEK – DEPARTMENT OF PUBLIC WORKS
CITY OF GRAND JUNCTION
CITY OF GRESHAM
CITY OF GRIFFIN
CITY OF GRINNELL
CITY OF GROESBECK
CITY OF HALTOM CITY
CITY OF HARVARD
CITY OF HAVRE
CITY OF HENDERSON
CITY OF HENDERSONVILLE
CITY OF HEPPNER
CITY OF HIGHLAND VILLAGE
CITY OF HONOLULU – BOARD OF WATER SUPPLY
CITY OF HOUSTON – HOUSTON WATER
CITY OF HUTCHINSON
CITY OF IDAHO FALLS WATER DIVISION
CITY OF INDEPENDENCE
CITY OF JOHNSON CITY
CITY OF KOSCIUSKO
CITY OF LAKELAND WATER UTILITIES
CITY OF LAKEVILLE
CITY OF LAKEWOOD
CITY OF LANCASTER

UTILITY
CITY OF LARAMIE
CITY OF LAS VEGAS (NM)
CITY OF LEBANON AUTHORITY
CITY OF LIMA UTILITIES
CITY OF LONGMONT PUBLIC WORKS & NATURAL RESOURCES
CITY OF MADISON
CITY OF MADISON WATER UTILITY
CITY OF MANCHESTER WATER DEPT
CITY OF MANSFIELD
CITY OF MARQUETTE
CITY OF MARYSVILLE
CITY OF MATTOON WATER
CITY OF MAYNARDVILLE
CITY OF MILFORD
CITY OF MONROE
CITY OF MORLAND
CITY OF MUNISING
CITY OF MUSKEGON
CITY OF MYRTLE CREEK
CITY OF NAPA WATER
CITY OF NASHVILLE, MI
CITY OF NEWCASTLE
CITY OF NEWPORT NEWS WATERWORKS DEPARTMENT
CITY OF NEWTON WATERWORKS
CITY OF NOOKSACK
CITY OF NORFOLK DEPARTMENT OF UTILITIES
CITY OF OKLAHOMA CITY UTILITIES
CITY OF OTTAWA
CITY OF PALM BAY UTILITIES
CITY OF PELLA WATER

## UTILITY

CITY OF PEWAUKEE WATER & SEWER  
 CITY OF PHOENIX WATER SERVICES DEPARTMENT  
 CITY OF PIGEON FORGE  
 CITY OF PLAINWELL, MI  
 CITY OF PORT LIONS WATER PLANT  
 CITY OF RALEIGH PUBLIC UTILITIES  
 CITY OF RED BUD UTILITIES  
 CITY OF REDMOND  
 CITY OF RICHLAND  
 CITY OF RIVER FALLS, WI  
 CITY OF RIVERSIDE  
 CITY OF SAN DIEGO  
 CITY OF SAN JOAQUIN  
 CITY OF SAN MARCOS  
 CITY OF SANDWICH  
 CITY OF SANTA ANA  
 CITY OF SANTA BARBARA  
 CITY OF SANTA ROSA/SANTA ROSA WATER  
 CITY OF SAVANNAH WATER RESOURCES  
 CITY OF SCHUYLER  
 CITY OF SCOTTSDALE  
 CITY OF SEWARD  
 CITY OF SHELLSBURG  
 CITY OF SHERIDAN, WY  
 CITY OF SIDNEY  
 CITY OF SIOUX FALLS – WATER  
 CITY OF SOMERTON  
 CITY OF SPARTA, WI  
 CITY OF SPICER  
 CITY OF SPRINGFIELD

## UTILITY

CITY OF ST. IGNACE  
 CITY OF STERLING  
 CITY OF SUNRISE  
 CITY OF SURPRISE, WATER RESOURCE DEPARTMENT  
 CITY OF SYRACUSE  
 CITY OF TEMPE WATER UTILITIES DIVISION  
 CITY OF THORNDALE  
 CITY OF THREE RIVERS WASTEWATER TREATMENT PLANT  
 CITY OF TOLEDO, DEPARTMENT OF PUBLIC UTILITIES  
 CITY OF TROY  
 CITY OF TUSCALOOSA  
 CITY OF TUSTIN WATER SERVICE  
 CITY OF VENICE  
 CITY OF VICTORIA  
 CITY OF VIRGINIA BEACH  
 CITY OF WARREN  
 CITY OF WATERLIET WATER/SEWER DEPT  
 CITY OF WAYNE, NE  
 CITY OF WEST COLUMBIA  
 CITY OF WEST JORDAN  
 CITY OF WEST PALM BEACH  
 CITY OF WESTMINSTER  
 CITY OF WICHITA FALLS, WATER PURIFICATION  
 CITY OF WINTER GARDEN  
 CITY OF YUBA CITY  
 CITY OF YUMA, UTILITIES DEPARTMENT  
 CITY UTILITIES OF SPRINGFIELD, MO  
 CLARK PUBLIC UTILITIES  
 CLAYTON COUNTY WATER AUTHORITY  
 CLEAN WATER SERVICES

UTILITY
CLEVELAND COUNTY WATER
CLEVELAND UTILITIES
CLEVES WATER WORKS
CLINTON TOWNSHIP WATER COMPANY
CLINTON UTILITIES BOARD
COACHELLA VALLEY WATER DISTRICT
COBB COUNTY – MARIETTA WATER AUTHORITY
COLONA EAST
COLORADO SPRINGS UTILITIES
COLUMBIA POWER & WATER SYSTEMS
COLUMBUS WATER WORKS
COMMUNITY WATER COMPANY OF GREEN VALLEY
COMMUNITY WATER SYSTEM
CONNECTICUT WATER
CONSOLIDATED UTILITY DISTRICT OF RUTHERFORD COUNTY
CONTRA COSTA WATER DISTRICT
CONWAY CORPORATION
CORAOPOLIS WATER AND SEWER AUTHORITY
CORBIN CITY UTILITIES COMMISSION
COUNCIL BLUFFS WATER WORKS
COUNTY OF MAUI, DEPARTMENT OF WATER SUPPLY
COUNTY WATER DISTRICT OF BILLINGS HEIGHTS
CRESTON WATER WORKS
CRYSTAL SPRINGS WATER DISTRICT
CUCAMONGA VALLEY WATER DISTRICT
DALLAS COUNTY PARK CITIES MUNICIPAL UTILITY DISTRICT
DALLAS WATER UTILITIES
DALTON FIRE DISTRICT
DALTON UTILITIES
DAPHNE UTILITIES

UTILITY
DAVIDSON WATER INC.
DECATUR UTILITIES
DECHERD WATER DEPARTMENT
DEER CREEK WATER ASSOCIATION
DENISON MUNICIPAL UTILITIES
DENVER WATER
DEPARTMENT OF PUBLIC UTILITIES
DEPARTMENT OF WATER, COUNTY OF KAUAI
DESHLER MUNICIPAL UTILITIES
DESTIN WATER USERS, INC.
DIABLO WATER DISTRICT
DRACUT WATER SUPPLY DISTRICT
DUCK RIVER UTILITY COMMISSION
DUPAGE COUNTY PUBLIC WORKS
EAGLE RIVER WATER & SANITATION DISTRICT
EAST BAY MUNICIPAL UTILITY DISTRICT
EAST BRIDGEWATER DPW
EAST BRUNSWICK TOWNSHIP WATER AND SEWER UTILITY
EAST CEDAR CREEK FWSD
EAST LARIMER COUNTY WATER DISTRICT
EASTERN MUNICIPAL WATER DISTRICT
EASTON SUBURBAN WATER AUTHORITY
EDWARDS AQUIFER AUTHORITY
EL DORADO IRRIGATION DISTRICT
EL PASO WATER
ELK RIVER MUNICIPAL UTILITIES
ELMIRA WATER BOARD
ERIE WATER WORKS
EUFAULA WATER WORKS & SEWER BOARD
EUGENE WATER & ELECTRIC BOARD

## UTILITY

EVESHAM MUNICIPAL UTILITY AUTHORITY

FAIR OAKS WATER DISTRICT

FAIRFAX WATER

FAIRVIEW TOWNSHIP SEWER AND WATER AUTHORITY

FAYETTE WATER SUPPLY

FAYETTEVILLE PUBLIC UTILITIES

FENNIMORE WATER &amp; LIGHT

FERN VALLEY WATER DISTRICT

FIRST UTILITY DISTRICT OF TIPTON COUNTY

FISHERS ISLAND WATER WORKS

FLORIDA KEYS AQUEDUCT AUTHORITY

FORT ATKINSON

FORT BEND COUNTY MUD NO. 25

FORT WAYNE CITY UTILITIES

FOSTERBURG WATER DISTRICT

GADSDEN WATER WORKS &amp; SEWER BOARD

GAINESVILLE REGIONAL UTILITIES

GEORGETOWN COUNTY WATER AND SEWER DISTRICT

GEORGETOWN UTILITY SYSTEMS

GETTYSBURG MUNICIPAL AUTHORITY

GLACIER WATER DISTRICT

GLOBAL PAYMENT TECHNOLOGIES

GOLDEN STATE WATER COMPANY

GRAND RAPIDS PUBLIC UTILITIES COMMISSION

GRAND WATER &amp; SEWER SERVICE AGENCY

GRANGER–HUNTER IMPROVEMENT DISTRICT

GRAYSON UTILITIES

GREAT LAKES WATER AUTHORITY

GREATER CINCINNATI WATER WORKS

GREEN BAY WATER UTILITY

## UTILITY

GREENFIELD COUNTY WATER DIST.

GREENFIELD WATER

GREER COMMISSION OF PUBLIC WORKS

GRIZZLY FLATS COMMUNITY SERVICES DISTRICT

GUAM WATERWORKS AUTHORITY

GULL LAKE SEWER &amp; WATER AUTHORITY

GUM SPRINGS WATER SUPPLY CORP.

GWINNETT COUNTY BOARD OF COMMISSIONERS, WATER DEPT.

HADLEY DPW WATER DIVISION

HAMILTON TOWNSHIP MUNICIPAL UTILITIES AUTHORITY

HANNIBAL BOARD OF PUBLIC WORKS

HARDIN COUNTY WATER DISTRICT NO. 2

HARPETH VALLEY UTILITIES DISTRICT

HARRIS COUNTY FRESH WATER SUPPLY DISTRICT 61

HART COUNTY WATER AND SEWER AUTHORITY

HAWARDEN MUNICIPAL UTILITIES

HEIGHTS WATER

HENDERSON WATER UTILITY

HIGHLAND COUNTY WATER

HIXSON UTILITY DISTRICT

HOLLAND BOARD OF PUBLIC WORKS

HOLLAND CHARTER TOWNSHIP

HOPE WATER &amp; LIGHT

HOPKINSVILLE WATER ENVIRONMENT AUTHORITY

HORSHAM WATER AND SEWER AUTHORITY

HOWARD COUNTY (MD) DPW

HUNTSVILLE UTILITY DISTRICT

INCLINE VILLAGE GID

INCORPORATED VILLAGE OF BAYVILLE

INDIAN WELLS VALLEY WATER DISTRICT

UTILITY
INDIO WATER AUTHORITY
INGALLS WATER COMPANY
INVER GROVE HEIGHTS
ISLE OF PALMS WATER AND SEWER COMMISSION
JACKSON COUNTY WATER & SEWERAGE AUTHORITY
JEA
JEFFERSON WATER & SEWER DISTRICT
JOHNSON COUNTY SPECIAL UTILITY DISTRICT
JOHNSON UTILITIES
JOINT MUNICIPAL WATER AND SEWER COMMISSION
JORDAN VALLEY WATER CONSERVANCY DISTRICT
JORDANELLE SPECIAL SERVICE DISTRICT
KALAMAZOO LAKE SEWER & WATER AUTHORITY
KC WATER
KEY LARGO WASTEWATER TREATMENT DISTRICT
KING COUNTY WATER DISTRICT NO. 20
KING COUNTY WATER DISTRICT NO. 90
KNOXVILLE UTILITIES BOARD
LAFOLLETTE UTILITIES
LAGRANGE WATER WORKS
LAKE ARROWHEAD COMMUNITY SERVICES DISTRICT
LAKE HEMET MUNICIPAL WATER DISTRICT
LAKE LINDEN VILLAGE WATER UTILITY
LAKE STEVENS SEWER DISTRICT
LAKEPORT WATER ASSOCIATION
LAKESIDE COUNTY WATER & SEWER DISTRICT
LAKEVIEW UTILITY DISTRICT
LAKESIDE COUNTY WATER & SEWER DISTRICT
LAMONI MUNICIPAL UTILITIES
LAN-DEL WATER DISTRICT

UTILITY
LAS VEGAS VALLEY WATER DISTRICT
LAWRENCEBURG MUNICIPAL UTILITIES
LE MARS WATER DEPARTMENT
LEAVENWORTH WATERWORKS
LE-AX REGIONAL WATER DISTRICT
LEE ACRES WATER
LEE'S SUMMIT WATER UTILITIES
LEFT HAND WATER DISTRICT
LEWES BOARD OF PUBLIC WORKS
LEXINGTON UTILITIES SYSTEM
LIBERTY UTILITIES
LIGONIER WATER WORKS
LINDA COUNTY WATER DISTRICT
LITTLE RIVER BAND OF OTTAWA INDIANS
LITTLE ROCK WATER RECLAMATION AUTHORITY
LOS ANGELES DEPARTMENT OF WATER & POWER
LOUDOUN WATER
LOUISIANA WATER COMPANY
LOUISVILLE WATER COMPANY
LOWER SAUCON AUTHORITY
LOWNDES COUNTY BOARD OF COMMISSIONERS
LUKINS BROTHERS WATER COMPANY, INC.
M.E.N. WATER SUPPLY COMPANY
MADISON UTILITIES
MAMMOTH COMMUNITY WATER DISTRICT
MANCHESTER WATER WORKS
MARION UTILITIES
MARSHALL, MN, MUNICIPAL UTILITIES
MARSHALL, MO, MUNICIPAL UTILITIES
MARTIN COUNTY REGIONAL WATER AND SEWER AUTHORITY

## UTILITY

MASON COUNTY PUD NO 1  
 MASSACHUSETTS WATER RESOURCES AUTHORITY  
 MAURY SERVICE AUTHORITY  
 MAYVILLE UTILITIES  
 MCMINNVILLE WATER AND LIGHT  
 MEADOW VISTA COUNTY WATER DISTRICT  
 MENASHA UTILITIES  
 MERIDEN PUBLIC UTILITIES  
 MERRILL UTILITY  
 METRO WASTEWATER RECLAMATION DISTRICT  
 METRO WATER SERVICES  
 METROPOLITAN ST. LOUIS SEWER DISTRICT  
 METROPOLITAN UTILITIES DISTRICT  
 METROPOLITAN WATER DISTRICT OF SALT LAKE & SANDY  
 METROPOLITAN WATER RECLAMATION DISTRICT OF GREATER CHICAGO  
 MHOG WATER AND SEWER AUTHORITY  
 MIAMI COUNTY SANITARY ENGINEERING  
 MIAMI DADE WATER AND SEWER DEPARTMENT  
 MICHIGAN CITY DEPARTMENT OF WATER WORKS  
 MID-DAKOTA RURAL WATER SYSTEM, INC.  
 MIDDLESEX WATER COMPANY  
 MILFORD WATER COMPANY  
 MILWAUKEE WATER WORKS  
 MOAB CITY  
 MOHAWK VALLEY WATER AUTHORITY  
 MONROE COUNTY WATER AUTHORITY  
 MORGAN COUNTY QUALITY WATER DISTRICT  
 MORGAN COUNTY RURAL WATER CORPORATION (MCRW)  
 MORRISTOWN UTILITY COMMISSION  
 MOUNT DESERT WATER DISTRICT

## UTILITY

MOUNT PLEASANT WATERWORKS  
 MOUNT WERNER WATER AND SANITATION DISTRICT  
 MOUNTAIN GATE COMMUNITY SERVICES DISTRICT  
 MSEC ENTERPRISES, INC.  
 MT. VIEW-EDGEWOOD WATER COMPANY  
 MUKILTEO WATER & WASTEWATER DISTRICT  
 MUNFORD WATER DEPT.  
 MUNICIPAL AUTHORITY BOROUGH OF MIDLAND  
 MUNICIPAL SERVICES COMMISSION  
 MURFREESBORO WATER RESOURCES  
 MUSTANG SPECIAL UTILITY DISTRICT  
 MYOMA DUNES WATER COMPANY  
 NASHVILLE WATER  
 NAVAJO TRIBAL UTILITY AUTHORITY  
 NEGAUNEE TOWNSHIP  
 NEVADA IRRIGATION DISTRICT  
 NEW BRAUNFELS UTILITIES  
 NEW JERSEY WATER SUPPLY AUTHORITY  
 NEW KENT COUNTY PUBLIC UTILITIES  
 NEWTON COUNTY WATER & SEWERAGE AUTHORITY  
 NIPOMO COMMUNITY SERVICES DISTRICT  
 NMB WATER  
 NORRIS WATER COMMISSION  
 NORTH BEACH WATER DISTRICT  
 NORTH CANTON WTP  
 NORTH CITY WATER DISTRICT  
 NORTH CONWAY WATER PRECINCT  
 NORTH FOND DU LAC WATERWORKS  
 NORTH WALES WATER AUTHORITY  
 NORTHAMPTON BOROUGH MUNICIPAL AUTHORITY

UTILITY
NORTHEAST OHIO REGIONAL SEWER DISTRICT
NORTHERN KENTUCKY WATER DISTRICT
NORTHWEST RURAL WATER DISTRICT
NORTHWEST WATER COMMISSION
NORWICH PUBLIC UTILITIES
NW NATURAL WATER COMPANY
NYC DEPARTMENT OF ENVIRONMENTAL PROTECTION
OKALOOSA COUNTY WATER & SEWER
OLYMPIC VIEW WATER AND SEWER DISTRICT
ONONDAGA COUNTY WATER AUTHORITY
ORANGE BEACH WATER, SEWER & FIRE PROTECTION AUTHORITY
ORLANDO UTILITIES COMMISSION
OSKALOOSA MUNICIPAL WATER DEPARTMENT
OTTUMWA WATER WORKS
OWATONNA PUBLIC UTILITIES
OWENSBORO MUNICIPAL UTILITIES
PADUCAH WATER
PAGE UTILITY ENTERPRISES
PAGOSA AREA WATER AND SANITATION DISTRICT
PAJARO SUNNY MESA COMMUNITY SERVICES DISTRICT
PALM BEACH COUNTY WATER UTILITIES
PARK CITY PUBLIC UTILITIES
PASCOAG UTILITY DISTRICT
PAULDING COUNTY WATER SYSTEM
PENNICHUCK WATER WORKS
PENNSYLVANIA AMERICAN WATER COMPANY
PEOPLESERVICE, INC.
PERKASIE REGIONAL AUTHORITY
PERRY MUNICIPAL WATER WORKS
PERU UTILITIES

UTILITY
PINE BROOK WATER DISTRICT
PINELLAS COUNTY UTILITIES
PITTSBURGH WATER AND SEWER AUTHORITY
PLAINFIELD TOWNSHIP WATER DEPARTMENT
PLATTE RIVER POWER AUTHORITY
PLATTEVILLE WATER AND SEWER
PLEASANT HOME WATER DISTRICT
POLK COUNTY WATER AUTHORITY
PORTLAND WATER BUREAU
PORTLAND WATER DISTRICT
POWDERSVILLE WATER
PRAIRIE RONDE WATER SYSTEM
PRINCE WILLIAM COUNTY SERVICE AUTHORITY
PROJECT 7 WATER AUTHORITY
PUBLIC WATER SUPPLY DISTRICT NO. 9
PUBLIC WORKS COMMISSION
PUBLIC WORKS WATER
PUD NO. 1 OF CLALLAM COUNTY
PUD NO. 1 OF SKAGIT COUNTY
PUEBLO OF SANTA ANA TRIBAL UTILITY AUTHORITY
PUEBLO WATER
PWSD NO. 2 OF JACKSON COUNTY, MO
REND LAKE CONSERVANCY DISTRICT
RICHLAND TOWNSHIP
RIO WATER SUPPLY CORPORATION
RIVANNA WATER & SEWER AUTHORITY
RIVER ACRES WSC
ROANE CENTRAL UTILITY DISTRICT
ROANOKE RAPIDS SANITARY DISTRICT
ROCHESTER PUBLIC UTILITIES



## UTILITY

ROCK CREEK MESA WATER DISTRICT

ROCKWOOD WATER

ROTHSCHILD WATERWORKS

ROUND HILL GENERAL IMPROVEMENT DISTRICT

ROWLAND WATER DISTRICT

RUSHVILLE CITY UTILITIES

S S WATER SUPPLY CORP.

SAGINAW CHIPPEWA INDIAN TRIBE WATERPLANT

SALISH KOOTENAI HOUSING AUTHORITY

SALT LAKE CITY DEPARTMENT OF PUBLIC UTILITIES

SAN ANTONIO WATER SYSTEM

SAN BERNARDINO MUNICIPAL WATER DEPARTMENT

SAN FRANCISCO PUBLIC UTILITIES COMMISSION

SAN JOSE WATER COMPANY

SAN PATRICIO MUNICIPAL WATER DISTRICT

SCHUYLKILL COUNTY MUNICIPAL AUTHORITY

SEACOAST UTILITY AUTHORITY

SEATTLE PUBLIC UTILITIES

SECURITY WATER DISTRICT

SEWANEE UTILITY DISTRICT

SEWICKLEY WATER AUTHORITY

SHASTA COMMUNITY SERVICES DISTRICT

SHENANDOAH WATER TREATMENT FACILITY

SILVER CREEK WATER CORPORATION

SOUTH ADAMS COUNTY WATER &amp; SANITATION DISTRICT

SOUTH COAST WATER DISTRICT

SOUTH GRAFTON WATER DISTRICT

SOUTH HADLEY WATER FIRE DISTRICT NO.1

SOUTH MILWAUKEE WATER UTILITY

SOUTHWEST WATER AUTHORITY

## UTILITY

SPEEDWAY WATER WORKS

ST. CHARLES MESA WATER DISTRICT

ST. JOHNS COUNTY UTILITY

STAFFORD COUNTY UTILITIES

STARR-IVA WATER AND SEWER DISTRICT

STARTEX-JACKSON-WELLFORD-DUNCAN WATER DISTRICT

STOCKTON EAST WATER DISTRICT

STOUGHTON UTILITIES

STRATEGIC EFFICIENCY CONSORTIUM

SUBURBAN WATER SYSTEMS

SUEZ NA

SUNNYSLOPE WATER DISTRICT

SUSSEX SERVICE AUTHORITY

TACOMA WATER

TALQUIN ELECTRIC COOPERATIVE, INC.

TAMPA BAY SEAWATER DESALINATION FACILITY

TAMPA BAY WATER

TELFORD BOROUGH AUTHORITY

TEXARKANA WATER UTILITIES

THE BOROUGH OF WESTVILLE, NJ

THE CONSOLIDATED MUTUAL WATER COMPANY

THE MUNICIPAL AUTHORITY OF THE BOROUGH OF OAKMONT

THE RAYTOWN WATER COMPANY

THE WATER AUTHORITY

THE WATER WORKS BOARD OF THE CITY OF BIRMINGHAM

THORPE WATER DEVELOPMENT

TOHO WATER AUTHORITY

TOWN OF ALBION

TOWN OF ATHOL DPW

TOWN OF BROADWAY

UTILITY
TOWN OF CRESTED BUTTE
TOWN OF FOREST CITY
TOWN OF GILBERT, AZ
TOWN OF GREENBURGH CWD#1
TOWN OF GROVELAND
TOWN OF KREMMLING
TOWN OF LAKE CITY
TOWN OF LEESBURG
TOWN OF LENOX
TOWN OF LINCOLN WATER DEPARTMENT
TOWN OF LYONS
TOWN OF MONROE
TOWN OF MOUNTAIN VILLAGE
TOWN OF OLATHE
TOWN OF PARKER
TOWN OF PITTSFIELD
TOWN OF PORTLAND, WATER SUPPLY DIVISION
TOWN OF RANGELY
TOWN OF SILVERTHORNE
TOWN OF ST. JOHN
TOWN OF STOCKBRIDGE
TOWN OF TELLURIDE
TOWN OF WINDSOR
TOWN OF WINTERVILLE
TRAVIS COUNTY WCID#17
TRI-COUNTY WATER AUTHORITY
TRI-COUNTY WATER CONSERVANCY DISTRICT
TRINITY RIVER AUTHORITY
TRI-STATE G & T
TRUSSVILLE GAS AND WATER

UTILITY
TUCSON WATER
TUOLUMNE UTILITIES DISTRICT
TWAIN HARTE CSD
UNH/DURHAM WATER SYSTEM
UPPER TRINITY REGIONAL WATER DISTRICT
USCDWUA
UTE WATER CONSERVANCY DISTRICT
VANDENBERG VILLAGE COMMUNITY SERVICES DISTRICT
VANPORT TOWNSHIP MUNICIPAL AUTHORITY
VERA WATER AND POWER
VILLAGE OF BIRCH RUN
VILLAGE OF CHERRY VALLEY
VILLAGE OF FARINA
VILLAGE OF GERMANTOWN
VILLAGE OF HOLLEY
VILLAGE OF HOWARD CITY
VILLAGE OF INTERLAKEN
VILLAGE OF JORDAN
VILLAGE OF MCCONNELSVILLE
VILLAGE OF NAPLATE
VILLAGE OF NEWCOMERSTOWN UTILITIES
VILLAGE OF OSWEGO
VILLAGE OF PALM SPRINGS
VILLAGE OF PAULDING
VILLAGE OF PLYMOUTH
VIRGIN VALLEY WATER DISTRICT
WASHINGTON AQUEDUCT
WASHINGTON SUBURBAN SANITARY COMMISSION
WATER DISTRICT #1 OF JOHNSON COUNTY
WATER DISTRICT 19

---

**UTILITY**


---

WATERTOWN MUNICIPAL UTILITIES

WAUKESHA WATER UTILITY

WAUPACA WATERWORKS

WEST BASIN MUNICIPAL WATER DISTRICT

WEST BRIDGEWATER WATER DEPT.

WEST SLOPE WATER DISTRICT

WEST WILSON UTILITY DISTRICT

WESTERN BERKS WATER AUTHORITY

WESTERN VIRGINIA WATER AUTHORITY

WESTMINSTER COMBINED UTILITY SYSTEM

WHITE HOUSE UTILITY DISTRICT

WHITES RESIDENTIAL AND FAMILY SERVICES

WHITWATER, INC.

WHITWORTH WATER DISTRICT

---

**UTILITY**


---

WIDEFIELD WATER AND SANITATION DISTRICT

WILKINSBURG-PENN JOINT WATER AUTHORITY

WILLIAMSPORT MUNICIPAL WATER AND SANITARY AUTHORITY

WILLINGBORO MUA

WIMBERLEY WATER SUPPLY CORPORATION

WINCHESTER MUNICIPAL UTILITIES

WINCHESTER UTILITY SYSTEM

WINTHROP UTILITIES DISTRICT

WJ INTERNATIONAL ENVIRONMENTAL SERVICES, INC.

WOODMEN HILLS METROPOLITAN DISTRICT

WOODMOOR WATER &amp; SANITATION DISTRICT #1

WRIGHTSTOWN WATERWORKS

YADKIN VALLEY SEWER AUTHORITY

## Job Descriptions

### ***S100 Small System General Manager (Superintendent)***

Responsible for office and field administration, planning, reporting, and policy administration. Hires and terminates employees and determines compensation. Responsible for public relations and compliance policies. Reports directly to board of directors or city council and may supervise contract, office, plant, distribution, and operations employees.

### ***S110 Small System Assistant General Manager***

Reports directly to the General Manager and is responsible for specific projects and acts as supervisor in the absence of the General Manager.

### ***S120 Small System Manager***

Supervises all aspects of the water or wastewater system's operations, including compiling operating reports and assigning tasks to plant and maintenance personnel. May also be responsible for general water and/or wastewater system operations and repairs, and therefore may be required to possess a state operator's license.

### ***S130 Small System Plant Manager (Plant Superintendent)***

Responsible for all aspects of the water or wastewater plant's operations, process controls, delegation of shift duties, and human resource and evaluation recommendations for plant employees. Plant superintendents coordinate with the General Manager, System Manager, Public Works Director, or board or city council and consultants to make decisions regarding plant upgrades or plant modifications. Responsible for compliance and monitoring reports. Must possess a state operator's license.

### ***S140 Small System Office Manager***

Responsible for supervision of all administrative functions at the utility, including maintaining office supplies and coordinating office administrative schedules. Supervises other administrative personnel. May also be responsible for certain accounting activities, including billing, processing utility payments, bank deposits, drawing warrants for payment of delinquent bills, and processing payroll, along with taking minutes at meetings and serving as receptionist.

### ***S150 Small System Bookkeeper (Accountant, if certified)***

Responsible for maintaining the system's financial accounts. Typically pays vendor and utility bills, processes receivables and deposits, and maintains accurate records of all financial transactions. Is not required to possess an accounting certificate.

### ***S160 Small System Accounting Clerk***

Responsible for assisting the bookkeeper or office manager with billing functions. May assist customers who pay in person by collecting cash and checks, processing credit cards, issuing receipts, and fielding questions and complaints. May also collect and process meter readers' reports.

### ***S170 Small System Administrative Assistant***

Responsible for performing administrative and secretarial duties for a direct supervisor, including correspondence, word processing, and scheduling. In systems that do not employ an accounting clerk, may also be responsible for certain accounting activities.

### ***S180 Small System Receptionist***

Responsible for answering phones, taking messages, and greeting visitors. May be responsible for typing correspondence for the General Manager or other office staff or other clerical duties.

**S190 *Small System Field Manager (Field Crew Leader)***

Responsible for all managerial tasks for the distribution and/or collection system, including human resource recommendations for field staff and the maintenance, repair, and construction of facilities in the distribution and/or collection system. Must have a state operator's license or be directly supervised by a licensed operator.

**S200 *Small System Maintenance Technician***

Responsible for planning, scheduling, and performing preventive and regular maintenance work. May hold a state operator's license or operate water and wastewater components under the supervision of a licensed operator. Must possess strong working knowledge of line maintenance, valves, meters, chemicals, controls, and other treatment procedures.

**S210 *Small System Laborer (Utility Service Worker)***

Responsible for grounds maintenance, system repairs, excavation equipment operation, and meter installation and replacement. Must maintain a state operator's license or be directly supervised by a licensed operator.

**S220 *Small System Meter Reader***

Responsible for reading water meters and accurately recording water usage. Typically must hold a valid driver's license. May also be responsible for detecting and reporting system problems such as leaks, defects, and illegal connections and for locking meters for nonpayment.

**S230 *Small System Manager/Operator***

Most common in more rural systems with limited staff. Responsible for supervising utility operations and personnel. Also responsible for oversight, operations, and maintenance of water and/or wastewater facilities including water and wastewater sampling and compliance reporting. Position requires a state operator's license.

**S240 *Small System Operator I (Lead Operator, Shift Supervisor, Crew Leader)***

In addition to plant and system operator duties, lead operators are responsible for oversight and collection of water or wastewater samples, compiling data for monthly operating reports, and crew oversight. Position requires a state operator's license.

**S250 *Small System Operator II (Plant Operator)***

Responsible for routine operation and maintenance of water and wastewater facilities including treatment, processes, wells, facility repairs, compliance sampling and testing, and possible repairs in the distribution or collection system. May provide supervision for contract and nonlicensed workers. Position requires a state operator's license.

# Using This Survey

## Data Observations

Four pages of data observations are provided for each job.

Data are summarized for the following categories:

- All Participants (two pages)
- Water Participants
- Water and Wastewater Participants

Further breakouts in each of these categories are provided by Type of Utility, Ownership Type, Population Size Served, Total Employment, and All Participants by AWWA section.

In many cases, the sum of the categories does not equal the overall total because there was insufficient data for one or more breakouts. Asterisks (\*) are used to indicate that fewer than five participants provided information. This maintains the confidentiality of each facility's individual responses.

Note: Shifts in the sample of utilities reporting on a job may cause year-to-year changes in average pay levels that are inconsistent with market movement. Every effort is made to encourage utilities to participate and provide data every year to maintain consistency.

## Definitions

Following is a list of definitions that were used in organizing survey data, as well as a survey example that illustrates how to read and interpret the survey results.

### ***A1 Number of Utilities***

This represents the total number of utilities providing survey data for the specific job. In this example, 365 facilities provided data for the Wastewater Treatment Plant Manager job.

### ***A2 Number of Employees***

This represents the total number of employees reported occupying the job. In this example, the total is 393. This number may be higher than the Number of Utilities when facilities report multiple incumbents for the job. This number will be lower than the Number of Utilities when facilities have vacant jobs, but still reported salary range information.

### ***A3 Average Number of Employees Supervised***

For jobs with supervisory responsibilities, this number represents the average number of employees supervised. In this example, of those who reported supervisory responsibilities, the average number of employees supervised is 16.

### ***A4 50th Percentile***

Statistically, this represents the pay rate that half of incumbents fall below and half above, also known as the median. In the example, The 50th Percentile for Board Operated facilities is \$55,213.

### ***A5 Company Weighted Average Pay***

This value represents the sum of all average rates reported for each facility divided by the number of facilities. In the example, the average salary for Board Operated Facilities is \$56,888.

**A6 Employee Weighted Average Pay**

This figure is the sum of rates for all employees within all facilities divided by the number of employees. Use of the weighted average gives more weight to data from a facility that employs several people in a particular job compared with data from a facility that employs only one or two people in that job. The example shows \$56,614 as the Employee Weighted Average Pay for Board Operated facilities.

**A7 Average Salary Range—Minimum**

This is the lowest value in an established salary range. This typically represents the start rate an organization uses when filling a vacancy with a candidate who satisfies the minimum education requirements and has no relevant experience. The example shows \$44,053 as the average salary range minimum for City/County facilities.

**A8 Average Salary Range—Midpoint**

This rate is halfway between the minimum and maximum of an established pay range. Generally, this is the competitive market rate for a position assigned to this range. The example shows \$52,221 as the average salary range midpoint for City/County facilities.

**A9 Average Salary Range—Maximum**

This is the highest rate of the established salary range, representing the highest salary at which an employee in the job could expect to be paid. The example shows \$61,075 as the average salary range maximum for City/County facilities.

**A10 Insufficient Data**

Where there are fewer than five responses provided for a breakout of data, an asterisk (\*) is printed to maintain individual participant confidentiality. In order to protect the confidentiality of the data, survey statistics are not provided if less than five companies provided data for any given grouping (i.e., geographic area, revenue, or number of employees), and no individual company data should represent more than 25% on a weighted basis of that statistic.

**A11 Exemption Status**

“E” represents reported as an exempt position; “N” represents reported as a non-exempt position; “U” represents reported as an unclassified position.

**A12 Average Weekly Overtime**

This value represents the average number of overtime hours worked in the specific job per week by all incumbents in an organization.

AMERICAN WATER WORKS ASSOCIATION

Job Number: T300

Job Title: Wastewater Treatment Plant Manager

SURVEY EXAMPLE – not actual data

All Participants

A. Summary of All Reported Data by Ownership/Management Type

Scope	# of Utilities	# of Employees	Avg # of EES Sup	Exempt E/N/U	50 <sup>th</sup> Percentile	Co Wtd Avg Pay	Employee Wtd Avg Pay	Average Salary Range			Avg Weekly Overtime
								Min	Mid	Max	
All	365	393	16	E	\$53,964	\$54,165	\$54,128	\$45,046	\$53,427	\$62,595	10
Board Operated	93	98	11	E	\$55,213	\$56,888	\$56,614	\$47,817	\$57,364	\$66,308	8
City/County	259	282	18	E	\$51,205	\$52,636	\$52,760	\$44,053	\$52,221	\$61,075	12
Private	*	*	*	*	*	*	*	*	*	*	*
Other	12	12	24	E	\$60,285	\$62,737	\$62,737	\$47,127	\$53,512	\$69,441	*

A1 points to # of Utilities (All); A2 points to # of Employees (All); A3 points to Avg # of EES Sup (All); A4 points to 50<sup>th</sup> Percentile (All); A5 points to Co Wtd Avg Pay (All); A6 points to Employee Wtd Avg Pay (All); A7 points to Min (City/County); A8 points to Mid (City/County); A9 points to Max (City/County); A10 points to Avg Weekly Overtime (City/County); A11 points to Exempt E/N/U (All); A12 points to Avg Weekly Overtime (All).



### Job S100 - Small System General Manager (Superintendent)

Responsible for office and field administration, planning, reporting, and policy administration. Hires and terminates employees and determines compensation. Responsible for public relations and compliance policies. Reports directly to board of directors or city council and may supervise contract, office, plant, distribution, and operations employees.

Summary of All Reported Data by Ownership/Management Type

Scope	# of Utilities	# of Employees	Avg. # of Ees Sup	Exempt E / N / U	50th Percentile	Co Wtd Avg Pay	Employee Wtd Avg Pay	Average Salary Range			Avg Weekly Overtime
								Min	Mid	Max	
All	166	189	11	66% 16% 18%	\$83,333	\$85,285	\$83,283	\$70,173	\$82,736	\$100,264	12
Board Operated	83	107	9	75% 12% 13%	\$85,863	\$90,846	\$86,546	\$74,488	\$89,078	\$110,015	14
City/County	69	69	13	55% 20% 25%	\$75,500	\$78,385	\$78,053	\$67,665	\$78,957	\$93,530	9
Private	6	6	6	67% 17% 16%	\$81,000	\$82,833	\$82,833	*	*	*	*
Other	8	7	6	63% 13% 24%	\$97,000	\$85,341	\$85,341	*	*	*	*

Summary of All Reported Data by Population Size

Scope	# of Utilities	# of Employees	Avg. # of Ees Sup	Exempt E / N / U	50th Percentile	Co Wtd Avg Pay	Employee Wtd Avg Pay	Average Salary Range			Avg Weekly Overtime
								Min	Mid	Max	
5,000 - 9,999	77	85	12	69% 14% 17%	\$90,215	\$94,240	\$91,894	\$76,149	\$89,528	\$108,218	14
< 5,000	89	104	9	63% 17% 20%	\$75,000	\$77,489	\$76,245	\$64,198	\$76,109	\$92,866	11

Summary of All Reported Data by Total Employment

Scope	# of Utilities	# of Employees	Avg. # of Ees Sup	Exempt E / N / U	50th Percentile	Co Wtd Avg Pay	Employee Wtd Avg Pay	Average Salary Range			Avg Weekly Overtime
								Min	Mid	Max	
25 - 50	6	6	26	67% 0% 33%	\$119,319	\$124,156	\$124,156	*	*	*	*
< 25	158	182	10	65% 16% 19%	\$81,092	\$83,741	\$81,916	\$69,488	\$81,560	\$97,590	12

### Job S100 - Small System General Manager (Superintendent)

#### Summary of All Reported Data by AWWA Section

Scope	# of Utilities	# of Employees	Avg. # of Ees Sup	Exempt E / N / U	50th Percentile	Co Wtd Avg Pay	Employee Wtd Avg Pay	Average Salary Range			Avg Weekly Overtime
								Min	Mid	Max	
AKA	0	0	*	* * *	*	*	*	*	*	*	*
ALA	2	1	*	* * *	*	*	*	*	*	*	*
ARI	3	3	*	* * *	*	*	*	*	*	*	*
ATC	0	0	*	* * *	*	*	*	*	*	*	*
BRC	0	0	*	* * *	*	*	*	*	*	*	*
CAL	14	13	9	86% 7% 7%	\$100,000	\$107,432	\$107,432	\$89,448	\$98,598	\$122,973	12
CHS	3	3	*	* * *	*	*	*	*	*	*	*
CON	2	2	*	* * *	*	*	*	*	*	*	*
FLA	4	3	*	* * *	*	*	*	*	*	*	*
GEO	2	1	*	* * *	*	*	*	*	*	*	*
HWI	0	0	*	* * *	*	*	*	*	*	*	*
ILL	4	4	*	* * *	*	*	*	*	*	*	*
IND	9	9	7	67% 11% 22%	\$68,742	\$75,815	\$75,815	*	*	*	*
INT	3	2	*	* * *	*	*	*	*	*	*	*
IWA	9	10	9	44% 33% 23%	\$79,986	\$77,201	\$76,481	*	*	*	*
KAN	2	2	*	* * *	*	*	*	*	*	*	*
KNT	7	7	12	86% 0% 14%	\$60,500	\$65,328	\$65,328	*	*	*	*
MEX	0	0	*	* * *	*	*	*	*	*	*	*
MIC	7	7	16	71% 14% 15%	\$64,500	\$66,250	\$66,250	\$56,800	\$62,330	\$68,990	*
MIN	2	2	*	* * *	*	*	*	*	*	*	*
MOU	2	2	*	* * *	*	*	*	*	*	*	*
MTN	2	2	*	* * *	*	*	*	*	*	*	*
NDK	0	0	*	* * *	*	*	*	*	*	*	*
NEB	2	2	*	* * *	*	*	*	*	*	*	*
NEJ	1	1	*	* * *	*	*	*	*	*	*	*
NEW	14	16	6	64% 7% 29%	\$84,500	\$84,426	\$81,622	\$68,221	\$81,548	\$96,191	6
NEY	4	9	*	* * *	*	*	*	*	*	*	*
NOC	2	2	*	* * *	*	*	*	*	*	*	*
OHO	5	4	*	0% 80% 20%	*	*	*	*	*	*	*
ONT	0	0	*	* * *	*	*	*	*	*	*	*
PAC	12	17	8	92% 8% 0%	\$84,500	\$79,678	\$80,871	\$59,440	\$69,083	*	*
PEN	6	6	11	67% 0% 33%	\$89,113	\$83,690	\$83,690	*	*	*	*
PRT	0	0	*	* * *	*	*	*	*	*	*	*
QUE	0	0	*	* * *	*	*	*	*	*	*	*
RMT	16	21	9	75% 19% 6%	\$89,500	\$91,993	\$89,614	\$80,523	\$87,443	\$105,646	20
SCR	2	2	*	* * *	*	*	*	*	*	*	*
SDK	0	0	*	* * *	*	*	*	*	*	*	*
SOW	1	1	*	* * *	*	*	*	*	*	*	*
TEX	11	22	10	55% 36% 9%	\$80,000	\$75,836	\$81,555	\$59,720	\$74,827	\$90,570	12
VIR	4	5	*	* * *	*	*	*	*	*	*	*
WEC	0	0	*	* * *	*	*	*	*	*	*	*
WEV	0	0	*	* * *	*	*	*	*	*	*	*
WIS	8	8	11	50% 0% 50%	\$79,520	\$79,984	\$79,984	*	*	\$93,272	*

### Job S100 - Small System General Manager (Superintendent)

Summary of All Reported Data by Ownership/Management Type

Scope	# of Utilities	# of Employees	Avg. # of Ees Sup	Exempt E / N / U	50th Percentile	Co Wtd Avg Pay	Employee Wtd Avg Pay	Average Salary Range			Avg Weekly Overtime
								Min	Mid	Max	
All	76	99	7	61% 22% 17%	\$79,993	\$80,349	\$78,387	\$69,845	\$83,400	\$99,046	14
Board Operated	45	69	6	* * *	\$80,000	\$81,732	\$78,586	\$68,350	\$80,775	\$94,567	16
City/County	21	20	8	* * *	\$75,000	\$74,164	\$73,956	\$75,061	\$91,584	\$107,623	5
Private	5	5	4	* * *	\$80,000	\$74,400	\$74,400	*	*	*	*
Other	5	5	4	* * *	\$97,000	\$97,352	\$97,352	*	*	*	*

Summary of All Reported Data by Population Size

Scope	# of Utilities	# of Employees	Avg. # of Ees Sup	Exempt E / N / U	50th Percentile	Co Wtd Avg Pay	Employee Wtd Avg Pay	Average Salary Range			Avg Weekly Overtime
								Min	Mid	Max	
5,000 - 9,999	42	50	8	* * *	\$82,667	\$86,080	\$84,277	\$75,058	\$89,051	\$106,132	16
< 5,000	34	49	5	* * *	\$72,500	\$73,606	\$72,377	\$61,591	\$74,452	\$89,233	13

Summary of All Reported Data by Total Employment

Scope	# of Utilities	# of Employees	Avg. # of Ees Sup	Exempt E / N / U	50th Percentile	Co Wtd Avg Pay	Employee Wtd Avg Pay	Average Salary Range			Avg Weekly Overtime
								Min	Mid	Max	
25 - 50	0	0	*	* * *	*	*	*	*	*	*	*
< 25	76	99	7	* * *	\$79,993	\$80,349	\$78,387	\$69,845	\$83,400	\$99,046	14

### Job S100 - Small System General Manager (Superintendent)

Summary of All Reported Data by Ownership/Management Type

Scope	# of Utilities	# of Employees	Avg. # of Ees Sup	Exempt E / N / U	50th Percentile	Co Wtd Avg Pay	Employee Wtd Avg Pay	Average Salary Range			Avg Weekly Overtime
								Min	Mid	Max	
All	90	90	14	70% 10% 20%	\$87,125	\$89,583	\$88,668	\$70,381	\$82,324	\$100,991	11
Board Operated	38	38	13	87% 0% 13%	\$100,000	\$101,931	\$100,999	\$80,627	\$97,381	\$123,146	11
City/County	48	49	15	56% 19% 25%	\$77,000	\$80,167	\$79,725	\$65,114	\$74,748	\$88,362	10
Private	1	1	*	* * *	*	*	*	*	*	*	*
Other	3	2	*	* * *	*	*	*	*	*	*	*

Summary of All Reported Data by Population Size

Scope	# of Utilities	# of Employees	Avg. # of Ees Sup	Exempt E / N / U	50th Percentile	Co Wtd Avg Pay	Employee Wtd Avg Pay	Average Salary Range			Avg Weekly Overtime
								Min	Mid	Max	
5,000 - 9,999	35	35	18	77% 6% 17%	\$100,200	\$103,841	\$102,774	\$77,137	\$89,959	\$109,924	12
< 5,000	55	55	12	65% 13% 22%	\$75,547	\$80,078	\$79,691	\$65,315	\$76,795	\$94,440	10

Summary of All Reported Data by Total Employment

Scope	# of Utilities	# of Employees	Avg. # of Ees Sup	Exempt E / N / U	50th Percentile	Co Wtd Avg Pay	Employee Wtd Avg Pay	Average Salary Range			Avg Weekly Overtime
								Min	Mid	Max	
25 - 50	6	6	26	67% 0% 33%	\$119,319	\$124,156	\$124,156	*	*	*	*
< 25	82	83	13	70% 11% 19%	\$85,363	\$86,960	\$86,125	\$69,247	\$80,346	\$96,651	11

## Job S110 - Small System Assistant General Manager

Reports directly to the General Manager and is responsible for specific projects and acts as supervisor in the absence of the General Manager.

### Summary of All Reported Data by Ownership/Management Type

Scope	# of Utilities	# of Employees	Avg. # of Ees Sup	Exempt E / N / U	50th Percentile	Co Wtd Avg Pay	Employee Wtd Avg Pay	Average Salary Range			Avg Weekly Overtime
								Min	Mid	Max	
All	29	28	8	52% 34% 14%	\$68,621	\$71,641	\$71,641	\$66,421	\$80,470	\$94,359	13
Board Operated	16	16	8	50% 44% 6%	\$82,593	\$80,535	\$80,535	\$70,188	\$82,775	\$96,186	8
City/County	10	9	9	50% 20% 30%	\$60,000	\$58,119	\$58,119	\$60,545	\$76,766	\$91,327	*
Private	2	2	*	* * *	*	*	*	*	*	*	*
Other	1	1	*	* * *	*	*	*	*	*	*	*

### Summary of All Reported Data by Population Size

Scope	# of Utilities	# of Employees	Avg. # of Ees Sup	Exempt E / N / U	50th Percentile	Co Wtd Avg Pay	Employee Wtd Avg Pay	Average Salary Range			Avg Weekly Overtime
								Min	Mid	Max	
5,000 - 9,999	15	14	10	67% 20% 13%	\$82,255	\$83,865	\$83,865	\$78,498	\$94,143	\$109,392	*
< 5,000	14	14	6	36% 50% 14%	\$61,371	\$59,417	\$59,417	\$50,893	\$62,890	\$75,031	15

### Summary of All Reported Data by Total Employment

Scope	# of Utilities	# of Employees	Avg. # of Ees Sup	Exempt E / N / U	50th Percentile	Co Wtd Avg Pay	Employee Wtd Avg Pay	Average Salary Range			Avg Weekly Overtime
								Min	Mid	Max	
25 - 50	3	3	*	* * *	*	*	*	*	*	*	*
< 25	26	25	7	46% 38% 16%	\$66,165	\$66,206	\$66,206	\$60,786	\$73,079	\$85,686	13

### Job S110 - Small System Assistant General Manager

#### Summary of All Reported Data by AWWA Section

Scope	# of Utilities	# of Employees	Avg. # of Ees Sup	Exempt E/N/U	50th Percentile	Co Wtd Avg Pay	Employee Wtd Avg Pay	Average Salary Range			Avg Weekly Overtime
								Min	Mid	Max	
AKA	0	0	*	* * *	*	*	*	*	*	*	*
ALA	1	1	*	* * *	*	*	*	*	*	*	*
ARI	1	1	*	* * *	*	*	*	*	*	*	*
ATC	0	0	*	* * *	*	*	*	*	*	*	*
BRC	0	0	*	* * *	*	*	*	*	*	*	*
CAL	2	2	*	* * *	*	*	*	*	*	*	*
CHS	2	2	*	* * *	*	*	*	*	*	*	*
CON	0	0	*	* * *	*	*	*	*	*	*	*
FLA	0	0	*	* * *	*	*	*	*	*	*	*
GEO	0	0	*	* * *	*	*	*	*	*	*	*
HWI	0	0	*	* * *	*	*	*	*	*	*	*
ILL	0	0	*	* * *	*	*	*	*	*	*	*
IND	3	3	*	* * *	*	*	*	*	*	*	*
INT	2	1	*	* * *	*	*	*	*	*	*	*
IWA	1	1	*	* * *	*	*	*	*	*	*	*
KAN	1	1	*	* * *	*	*	*	*	*	*	*
KNT	0	0	*	* * *	*	*	*	*	*	*	*
MEX	0	0	*	* * *	*	*	*	*	*	*	*
MIC	0	0	*	* * *	*	*	*	*	*	*	*
MIN	0	0	*	* * *	*	*	*	*	*	*	*
MOU	0	0	*	* * *	*	*	*	*	*	*	*
MTN	1	1	*	* * *	*	*	*	*	*	*	*
NDK	0	0	*	* * *	*	*	*	*	*	*	*
NEB	0	0	*	* * *	*	*	*	*	*	*	*
NEJ	1	1	*	* * *	*	*	*	*	*	*	*
NEW	1	1	*	* * *	*	*	*	*	*	*	*
NEY	0	0	*	* * *	*	*	*	*	*	*	*
NOC	0	0	*	* * *	*	*	*	*	*	*	*
OHO	1	1	*	* * *	*	*	*	*	*	*	*
ONT	0	0	*	* * *	*	*	*	*	*	*	*
PAC	2	2	*	* * *	*	*	*	*	*	*	*
PEN	2	2	*	* * *	*	*	*	*	*	*	*
PRT	0	0	*	* * *	*	*	*	*	*	*	*
QUE	0	0	*	* * *	*	*	*	*	*	*	*
RMT	4	4	*	* * *	*	*	*	*	*	*	*
SCR	1	1	*	* * *	*	*	*	*	*	*	*
SDK	0	0	*	* * *	*	*	*	*	*	*	*
SOW	0	0	*	* * *	*	*	*	*	*	*	*
TEX	1	1	*	* * *	*	*	*	*	*	*	*
VIR	2	2	*	* * *	*	*	*	*	*	*	*
WEC	0	0	*	* * *	*	*	*	*	*	*	*
WEV	0	0	*	* * *	*	*	*	*	*	*	*
WIS	0	0	*	* * *	*	*	*	*	*	*	*

**Job S110 - Small System Assistant General Manager**

**Summary of All Reported Data by Ownership/Management Type**

Scope	# of Utilities	# of Employees	Avg. # of Ees Sup	Exempt E / N / U	50th Percentile	Co Wtd Avg Pay	Employee Wtd Avg Pay	Average Salary Range			Avg Weekly Overtime
								Min	Mid	Max	
All	11	10	5	36% 64% 0%	\$61,371	\$63,585	\$63,585	\$62,652	\$76,607	\$90,265	18
Board Operated	6	6	4	* * *	\$61,371	\$66,384	\$66,384	*	*	*	*
City/County	3	2	*	* * *	*	*	*	*	*	*	*
Private	2	2	*	* * *	*	*	*	*	*	*	*
Other	0	0	*	* * *	*	*	*	*	*	*	*

**Summary of All Reported Data by Population Size**

Scope	# of Utilities	# of Employees	Avg. # of Ees Sup	Exempt E / N / U	50th Percentile	Co Wtd Avg Pay	Employee Wtd Avg Pay	Average Salary Range			Avg Weekly Overtime
								Min	Mid	Max	
5,000 - 9,999	6	5	6	* * *	\$81,510	\$74,421	\$74,421	*	*	*	*
< 5,000	5	5	*	* * *	\$57,741	\$52,748	\$52,748	*	*	*	*

**Summary of All Reported Data by Total Employment**

Scope	# of Utilities	# of Employees	Avg. # of Ees Sup	Exempt E / N / U	50th Percentile	Co Wtd Avg Pay	Employee Wtd Avg Pay	Average Salary Range			Avg Weekly Overtime
								Min	Mid	Max	
25 - 50	0	0	*	* * *	*	*	*	*	*	*	*
< 25	11	10	5	* * *	\$61,371	\$63,585	\$63,585	\$62,652	\$76,607	\$90,265	18

### Job S110 - Small System Assistant General Manager

Summary of All Reported Data by Ownership/Management Type

Scope	# of Utilities	# of Employees	Avg. # of Ees Sup	Exempt E / N / U	50th Percentile	Co Wtd Avg Pay	Employee Wtd Avg Pay	Average Salary Range			Avg Weekly Overtime
								Min	Mid	Max	
All	18	18	11	61% 17% 22%	\$72,515	\$76,117	\$76,117	\$69,352	\$83,474	\$97,544	9
Board Operated	10	10	12	70% 20% 10%	\$85,500	\$89,025	\$89,025	\$83,589	\$96,942	\$112,806	*
City/County	7	7	10	43% 14% 43%	\$60,000	\$56,076	\$56,076	*	*	*	*
Private	0	0	*	* * *	*	*	*	*	*	*	*
Other	1	1	*	* * *	*	*	*	*	*	*	*

Summary of All Reported Data by Population Size

Scope	# of Utilities	# of Employees	Avg. # of Ees Sup	Exempt E / N / U	50th Percentile	Co Wtd Avg Pay	Employee Wtd Avg Pay	Average Salary Range			Avg Weekly Overtime
								Min	Mid	Max	
5,000 - 9,999	9	9	14	78% 0% 22%	\$83,000	\$89,111	\$89,111	\$78,708	\$94,554	\$109,075	*
< 5,000	9	9	8	44% 33% 23%	\$66,165	\$63,122	\$63,122	*	*	*	10

Summary of All Reported Data by Total Employment

Scope	# of Utilities	# of Employees	Avg. # of Ees Sup	Exempt E / N / U	50th Percentile	Co Wtd Avg Pay	Employee Wtd Avg Pay	Average Salary Range			Avg Weekly Overtime
								Min	Mid	Max	
25 - 50	3	3	*	* * *	*	*	*	*	*	*	*
< 25	15	15	9	53% 20% 27%	\$67,500	\$67,954	\$67,954	\$58,610	\$68,963	\$80,343	9



### Job S120 - Small System Manager

Supervises all aspects of the water or wastewater system's operations, including compiling operating reports and assigning tasks to plant and maintenance personnel. May also be responsible for general water and/or wastewater system operations and repairs, and therefore may be required to possess a state operator's license.

Summary of All Reported Data by Ownership/Management Type

Scope	# of Utilities	# of Employees	Avg. # of Ees Sup	Exempt E / N / U	50th Percentile	Co Wtd Avg Pay	Employee Wtd Avg Pay	Average Salary Range			Avg Weekly Overtime
								Min	Mid	Max	
All	41	45	7	51% 27% 22%	\$68,640	\$72,436	\$74,580	\$64,221	\$75,946	\$89,095	8
Board Operated	15	14	9	67% 13% 20%	\$79,853	\$82,677	\$82,677	\$73,896	\$87,192	\$99,035	5
City/County	21	22	6	48% 29% 23%	\$61,409	\$66,786	\$73,279	\$60,001	\$71,844	\$85,428	*
Private	1	1	*	* * *	*	*	*	*	*	*	*
Other	4	8	*	* * *	*	*	*	*	*	*	*

Summary of All Reported Data by Population Size

Scope	# of Utilities	# of Employees	Avg. # of Ees Sup	Exempt E / N / U	50th Percentile	Co Wtd Avg Pay	Employee Wtd Avg Pay	Average Salary Range			Avg Weekly Overtime
								Min	Mid	Max	
5,000 - 9,999	21	25	8	62% 19% 19%	\$81,000	\$82,252	\$80,752	\$71,398	\$83,963	\$99,627	10
< 5,000	20	20	6	40% 35% 25%	\$55,724	\$62,074	\$66,866	\$56,390	\$66,472	\$78,563	7

Summary of All Reported Data by Total Employment

Scope	# of Utilities	# of Employees	Avg. # of Ees Sup	Exempt E / N / U	50th Percentile	Co Wtd Avg Pay	Employee Wtd Avg Pay	Average Salary Range			Avg Weekly Overtime
								Min	Mid	Max	
25 - 50	2	2	*	* * *	*	*	*	*	*	*	*
< 25	37	42	6	49% 30% 21%	\$69,134	\$72,333	\$74,651	\$61,962	\$72,595	\$85,366	8

### Job S120 - Small System Manager

#### Summary of All Reported Data by AWWA Section

Scope	# of Utilities	# of Employees	Avg. # of Ees Sup	Exempt E/N/U	50th Percentile	Co Wtd Avg Pay	Employee Wtd Avg Pay	Average Salary Range			Avg Weekly Overtime
								Min	Mid	Max	
AKA	0	0	*	* * *	*	*	*	*	*	*	*
ALA	0	0	*	* * *	*	*	*	*	*	*	*
ARI	1	1	*	* * *	*	*	*	*	*	*	*
ATC	0	0	*	* * *	*	*	*	*	*	*	*
BRC	0	0	*	* * *	*	*	*	*	*	*	*
CAL	5	4	*	60% 20% 20%	*	*	*	*	*	*	*
CHS	1	1	*	* * *	*	*	*	*	*	*	*
CON	1	1	*	* * *	*	*	*	*	*	*	*
FLA	0	0	*	* * *	*	*	*	*	*	*	*
GEO	0	0	*	* * *	*	*	*	*	*	*	*
HWI	0	0	*	* * *	*	*	*	*	*	*	*
ILL	1	3	*	* * *	*	*	*	*	*	*	*
IND	0	0	*	* * *	*	*	*	*	*	*	*
INT	0	0	*	* * *	*	*	*	*	*	*	*
IWA	2	2	*	* * *	*	*	*	*	*	*	*
KAN	2	2	*	* * *	*	*	*	*	*	*	*
KNT	0	0	*	* * *	*	*	*	*	*	*	*
MEX	0	0	*	* * *	*	*	*	*	*	*	*
MIC	4	8	*	* * *	*	*	*	*	*	*	*
MIN	0	0	*	* * *	*	*	*	*	*	*	*
MOU	1	1	*	* * *	*	*	*	*	*	*	*
MTN	1	1	*	* * *	*	*	*	*	*	*	*
NDK	0	0	*	* * *	*	*	*	*	*	*	*
NEB	0	0	*	* * *	*	*	*	*	*	*	*
NEJ	0	0	*	* * *	*	*	*	*	*	*	*
NEW	0	0	*	* * *	*	*	*	*	*	*	*
NEY	0	0	*	* * *	*	*	*	*	*	*	*
NOC	0	0	*	* * *	*	*	*	*	*	*	*
OHO	0	0	*	* * *	*	*	*	*	*	*	*
ONT	0	0	*	* * *	*	*	*	*	*	*	*
PAC	4	4	*	* * *	*	*	*	*	*	*	*
PEN	4	4	*	* * *	*	*	*	*	*	*	*
PRT	0	0	*	* * *	*	*	*	*	*	*	*
QUE	0	0	*	* * *	*	*	*	*	*	*	*
RMT	5	7	8	40% 40% 20%	\$75,000	\$81,220	\$89,443	*	\$67,563	\$89,252	*
SCR	0	0	*	* * *	*	*	*	*	*	*	*
SDK	0	0	*	* * *	*	*	*	*	*	*	*
SOW	0	0	*	* * *	*	*	*	*	*	*	*
TEX	2	2	*	* * *	*	*	*	*	*	*	*
VIR	1	1	*	* * *	*	*	*	*	*	*	*
WEC	0	0	*	* * *	*	*	*	*	*	*	*
WEV	0	0	*	* * *	*	*	*	*	*	*	*
WIS	3	3	*	* * *	*	*	*	*	*	*	*

### Job S120 - Small System Manager

Summary of All Reported Data by Ownership/Management Type

Scope	# of Utilities	# of Employees	Avg. # of Ees Sup	Exempt E / N / U	50th Percentile	Co Wtd Avg Pay	Employee Wtd Avg Pay	Average Salary Range			Avg Weekly Overtime
								Min	Mid	Max	
All	14	17	4	36% 43% 21%	\$66,500	\$68,734	\$68,209	\$63,812	\$73,371	\$83,262	12
Board Operated	3	3	*	* * *	*	*	*	*	*	*	*
City/County	7	6	*	* * *	\$55,973	\$64,241	\$64,241	*	*	\$81,915	*
Private	1	1	*	* * *	*	*	*	*	*	*	*
Other	3	7	*	* * *	*	*	*	*	*	*	*

Summary of All Reported Data by Population Size

Scope	# of Utilities	# of Employees	Avg. # of Ees Sup	Exempt E / N / U	50th Percentile	Co Wtd Avg Pay	Employee Wtd Avg Pay	Average Salary Range			Avg Weekly Overtime
								Min	Mid	Max	
5,000 - 9,999	7	10	4	* * *	\$78,000	\$81,335	\$75,401	*	*	*	*
< 5,000	7	7	*	* * *	\$55,000	\$57,934	\$57,934	*	*	*	*

Summary of All Reported Data by Total Employment

Scope	# of Utilities	# of Employees	Avg. # of Ees Sup	Exempt E / N / U	50th Percentile	Co Wtd Avg Pay	Employee Wtd Avg Pay	Average Salary Range			Avg Weekly Overtime
								Min	Mid	Max	
25 - 50	0	0	*	* * *	*	*	*	*	*	*	*
< 25	13	16	4	* * *	\$67,250	\$70,462	\$69,472	\$63,812	\$73,371	\$83,262	12

### Job S120 - Small System Manager

Summary of All Reported Data by Ownership/Management Type

Scope	# of Utilities	# of Employees	Avg. # of Ees Sup	Exempt E / N / U	50th Percentile	Co Wtd Avg Pay	Employee Wtd Avg Pay	Average Salary Range			Avg Weekly Overtime
								Min	Mid	Max	
All	27	28	9	59% 19% 22%	\$77,718	\$74,441	\$78,449	\$64,334	\$76,805	\$91,039	6
Board Operated	12	11	10	67% 8% 25%	\$80,000	\$83,625	\$83,625	\$71,007	\$83,352	\$99,035	6
City/County	14	16	7	57% 21% 22%	\$64,311	\$68,058	\$76,669	\$60,884	\$74,518	\$87,380	*
Private	0	0	*	* * *	*	*	*	*	*	*	*
Other	1	1	*	* * *	*	*	*	*	*	*	*

Summary of All Reported Data by Population Size

Scope	# of Utilities	# of Employees	Avg. # of Ees Sup	Exempt E / N / U	50th Percentile	Co Wtd Avg Pay	Employee Wtd Avg Pay	Average Salary Range			Avg Weekly Overtime
								Min	Mid	Max	
5,000 - 9,999	14	15	10	64% 14% 22%	\$82,340	\$82,676	\$84,319	\$70,302	\$84,199	\$98,994	*
< 5,000	13	13	7	54% 23% 23%	\$55,848	\$64,708	\$71,676	\$58,366	\$69,410	\$83,084	8

Summary of All Reported Data by Total Employment

Scope	# of Utilities	# of Employees	Avg. # of Ees Sup	Exempt E / N / U	50th Percentile	Co Wtd Avg Pay	Employee Wtd Avg Pay	Average Salary Range			Avg Weekly Overtime
								Min	Mid	Max	
25 - 50	2	2	*	* * *	*	*	*	*	*	*	*
< 25	24	26	8	54% 21% 25%	\$77,718	\$73,354	\$77,838	\$61,346	\$72,284	\$86,208	6

### Job S130 - Small System Plant Manager (Plant Superintendent)

Responsible for all aspects of the water or wastewater plant's operations, process controls, delegation of shift duties, and human resource and evaluation recommendations for plant employees. Plant superintendents coordinate with the General Manager, System Manager, Public Works Director, or board or city council and consultants to make decisions regarding plant upgrades or plant modifications. Responsible for compliance and monitoring reports. Must possess a state operator's license.

Summary of All Reported Data by Ownership/Management Type

Scope	# of Utilities	# of Employees	Avg. # of Ees Sup	Exempt E / N / U	50th Percentile	Co Wtd Avg Pay	Employee Wtd Avg Pay	Average Salary Range			Avg Weekly Overtime
								Min	Mid	Max	
All	63	72	6	38% 44% 18%	\$68,750	\$70,840	\$69,133	\$57,505	\$68,402	\$80,527	13
Board Operated	22	26	6	45% 41% 14%	\$77,500	\$78,259	\$77,038	\$65,570	\$79,527	\$93,626	11
City/County	36	41	5	36% 47% 17%	\$60,798	\$64,811	\$63,039	\$54,138	\$63,291	\$73,134	16
Private	3	3	*	* * *	*	*	*	*	*	*	*
Other	2	2	*	* * *	*	*	*	*	*	*	*

Summary of All Reported Data by Population Size

Scope	# of Utilities	# of Employees	Avg. # of Ees Sup	Exempt E / N / U	50th Percentile	Co Wtd Avg Pay	Employee Wtd Avg Pay	Average Salary Range			Avg Weekly Overtime
								Min	Mid	Max	
5,000 - 9,999	33	38	6	52% 33% 15%	\$72,000	\$74,528	\$72,576	\$60,512	\$72,653	\$84,283	12
< 5,000	30	34	6	23% 57% 20%	\$62,000	\$66,898	\$65,285	\$54,648	\$64,364	\$76,958	14

Summary of All Reported Data by Total Employment

Scope	# of Utilities	# of Employees	Avg. # of Ees Sup	Exempt E / N / U	50th Percentile	Co Wtd Avg Pay	Employee Wtd Avg Pay	Average Salary Range			Avg Weekly Overtime
								Min	Mid	Max	
25 - 50	5	7	*	20% 60% 20%	\$89,412	\$88,724	\$81,444	*	*	*	*
< 25	56	64	6	39% 45% 16%	\$67,915	\$69,015	\$67,617	\$55,501	\$65,264	\$76,484	15

### Job S130 - Small System Plant Manager (Plant Superintendent)

#### Summary of All Reported Data by AWWA Section

Scope	# of Utilities	# of Employees	Avg. # of Ees Sup	Exempt E/N/U	50th Percentile	Co Wtd Avg Pay	Employee Wtd Avg Pay	Average Salary Range			Avg Weekly Overtime
								Min	Mid	Max	
AKA	0	0	*	* * *	*	*	*	*	*	*	*
ALA	2	1	*	* * *	*	*	*	*	*	*	*
ARI	1	1	*	* * *	*	*	*	*	*	*	*
ATC	0	0	*	* * *	*	*	*	*	*	*	*
BRC	0	0	*	* * *	*	*	*	*	*	*	*
CAL	4	4	*	* * *	*	*	*	*	*	*	*
CHS	2	4	*	* * *	*	*	*	*	*	*	*
CON	0	0	*	* * *	*	*	*	*	*	*	*
FLA	3	1	*	* * *	*	*	*	*	*	*	*
GEO	0	0	*	* * *	*	*	*	*	*	*	*
HWI	0	0	*	* * *	*	*	*	*	*	*	*
ILL	3	4	*	* * *	*	*	*	*	*	*	*
IND	3	3	*	* * *	*	*	*	*	*	*	*
INT	2	2	*	* * *	*	*	*	*	*	*	*
IWA	3	4	*	* * *	*	*	*	*	*	*	*
KAN	2	3	*	* * *	*	*	*	*	*	*	*
KNT	2	2	*	* * *	*	*	*	*	*	*	*
MEX	0	0	*	* * *	*	*	*	*	*	*	*
MIC	1	1	*	* * *	*	*	*	*	*	*	*
MIN	0	0	*	* * *	*	*	*	*	*	*	*
MOU	1	1	*	* * *	*	*	*	*	*	*	*
MTN	1	1	*	* * *	*	*	*	*	*	*	*
NDK	0	0	*	* * *	*	*	*	*	*	*	*
NEB	2	2	*	* * *	*	*	*	*	*	*	*
NEJ	0	0	*	* * *	*	*	*	*	*	*	*
NEW	3	4	*	* * *	*	*	*	*	*	*	*
NEY	0	0	*	* * *	*	*	*	*	*	*	*
NOC	0	0	*	* * *	*	*	*	*	*	*	*
OHO	7	8	5	14% 57% 29%	\$57,500	\$60,140	\$60,123	\$49,362	\$56,623	\$65,856	*
ONT	0	0	*	* * *	*	*	*	*	*	*	*
PAC	3	3	*	* * *	*	*	*	*	*	*	*
PEN	2	2	*	* * *	*	*	*	*	*	*	*
PRT	0	0	*	* * *	*	*	*	*	*	*	*
QUE	0	0	*	* * *	*	*	*	*	*	*	*
RMT	4	7	*	* * *	*	*	*	*	*	*	*
SCR	3	3	*	* * *	*	*	*	*	*	*	*
SDK	0	0	*	* * *	*	*	*	*	*	*	*
SOW	0	0	*	* * *	*	*	*	*	*	*	*
TEX	5	7	5	20% 60% 20%	\$50,759	\$52,924	\$50,911	*	*	*	*
VIR	2	2	*	* * *	*	*	*	*	*	*	*
WEC	0	0	*	* * *	*	*	*	*	*	*	*
WEV	0	0	*	* * *	*	*	*	*	*	*	*
WIS	2	2	*	* * *	*	*	*	*	*	*	*

### Job S130 - Small System Plant Manager (Plant Superintendent)

Summary of All Reported Data by Ownership/Management Type

Scope	# of Utilities	# of Employees	Avg. # of Ees Sup	Exempt E / N / U	50th Percentile	Co Wtd Avg Pay	Employee Wtd Avg Pay	Average Salary Range			Avg Weekly Overtime
								Min	Mid	Max	
All	22	20	6	36% 36% 28%	\$69,870	\$71,252	\$71,252	\$57,931	\$69,614	\$84,839	17
Board Operated	9	9	5	* * *	\$69,740	\$65,761	\$65,761	*	*	*	17
City/County	11	9	5	* * *	\$69,500	\$73,687	\$73,687	\$59,359	\$70,483	\$83,133	*
Private	2	2	*	* * *	*	*	*	*	*	*	*
Other	0	0	*	* * *	*	*	*	*	*	*	*

Summary of All Reported Data by Population Size

Scope	# of Utilities	# of Employees	Avg. # of Ees Sup	Exempt E / N / U	50th Percentile	Co Wtd Avg Pay	Employee Wtd Avg Pay	Average Salary Range			Avg Weekly Overtime
								Min	Mid	Max	
5,000 - 9,999	15	13	5	* * *	\$70,000	\$69,504	\$69,504	\$57,130	\$68,930	\$81,563	20
< 5,000	7	7	*	* * *	\$69,740	\$74,499	\$74,499	*	*	*	*

Summary of All Reported Data by Total Employment

Scope	# of Utilities	# of Employees	Avg. # of Ees Sup	Exempt E / N / U	50th Percentile	Co Wtd Avg Pay	Employee Wtd Avg Pay	Average Salary Range			Avg Weekly Overtime
								Min	Mid	Max	
25 - 50	0	0	*	* * *	*	*	*	*	*	*	*
< 25	22	20	6	* * *	\$69,870	\$71,252	\$71,252	\$57,931	\$69,614	\$84,839	17

### Job S130 - Small System Plant Manager (Plant Superintendent)

Summary of All Reported Data by Ownership/Management Type

Scope	# of Utilities	# of Employees	Avg. # of Ees Sup	Exempt E / N / U	50th Percentile	Co Wtd Avg Pay	Employee Wtd Avg Pay	Average Salary Range			Avg Weekly Overtime
								Min	Mid	Max	
All	41	52	6	39% 49% 12%	\$66,565	\$70,635	\$68,318	\$57,315	\$67,864	\$78,610	11
Board Operated	13	17	7	54% 38% 8%	\$85,037	\$86,911	\$83,008	\$67,971	\$81,989	\$96,160	3
City/County	25	32	5	32% 56% 12%	\$60,678	\$61,482	\$60,045	\$51,354	\$59,456	\$67,802	16
Private	1	1	*	* * *	*	*	*	*	*	*	*
Other	2	2	*	* * *	*	*	*	*	*	*	*

Summary of All Reported Data by Population Size

Scope	# of Utilities	# of Employees	Avg. # of Ees Sup	Exempt E / N / U	50th Percentile	Co Wtd Avg Pay	Employee Wtd Avg Pay	Average Salary Range			Avg Weekly Overtime
								Min	Mid	Max	
5,000 - 9,999	18	25	7	61% 33% 6%	\$74,500	\$78,158	\$74,173	\$63,556	\$76,004	\$86,732	2
< 5,000	23	27	5	22% 61% 17%	\$61,372	\$64,479	\$62,897	\$53,644	\$63,075	\$73,833	16

Summary of All Reported Data by Total Employment

Scope	# of Utilities	# of Employees	Avg. # of Ees Sup	Exempt E / N / U	50th Percentile	Co Wtd Avg Pay	Employee Wtd Avg Pay	Average Salary Range			Avg Weekly Overtime
								Min	Mid	Max	
25 - 50	5	7	*	20% 60% 20%	\$89,412	\$88,724	\$81,444	*	*	*	*
< 25	34	44	5	41% 50% 9%	\$63,650	\$67,699	\$65,964	\$54,112	\$62,778	\$71,709	13



### Job S140 - Small System Office Manager

Responsible for supervision of all administrative functions at the utility, including maintaining office supplies and coordinating office administrative schedules. Supervises other administrative personnel. May also be responsible for certain accounting activities, including billing, processing utility payments, bank deposits, drawing warrants for payment of delinquent bills, and processing payroll, along with taking minutes at meetings and serving as receptionist.

Summary of All Reported Data by Ownership/Management Type

Scope	# of Utilities	# of Employees	Avg. # of Ees Sup	Exempt E / N / U	50th Percentile	Co Wtd Avg Pay	Employee Wtd Avg Pay	Average Salary Range			Avg Weekly Overtime
								Min	Mid	Max	
All	84	87	2	44% 43% 13%	\$52,000	\$56,170	\$57,100	\$46,958	\$56,396	\$67,100	14
Board Operated	49	55	2	47% 39% 14%	\$52,762	\$59,258	\$60,502	\$46,177	\$56,867	\$66,424	15
City/County	23	19	3	48% 39% 13%	\$45,760	\$49,498	\$49,498	\$50,073	\$58,500	\$69,815	*
Private	4	4	*	* * *	*	*	*	*	*	*	*
Other	8	9	2	13% 87% 0%	\$51,840	\$55,439	\$54,848	*	*	*	*

Summary of All Reported Data by Population Size

Scope	# of Utilities	# of Employees	Avg. # of Ees Sup	Exempt E / N / U	50th Percentile	Co Wtd Avg Pay	Employee Wtd Avg Pay	Average Salary Range			Avg Weekly Overtime
								Min	Mid	Max	
5,000 - 9,999	43	47	2	58% 35% 7%	\$56,298	\$59,833	\$61,009	\$52,705	\$62,355	\$68,784	24
< 5,000	41	40	3	29% 51% 20%	\$48,500	\$52,507	\$52,507	\$41,672	\$51,151	\$65,739	7

Summary of All Reported Data by Total Employment

Scope	# of Utilities	# of Employees	Avg. # of Ees Sup	Exempt E / N / U	50th Percentile	Co Wtd Avg Pay	Employee Wtd Avg Pay	Average Salary Range			Avg Weekly Overtime
								Min	Mid	Max	
25 - 50	1	1	*	* * *	*	*	*	*	*	*	*
< 25	82	85	2	44% 44% 12%	\$52,000	\$55,280	\$56,305	\$45,316	\$54,411	\$66,325	14

### Job S140 - Small System Office Manager

#### Summary of All Reported Data by AWWA Section

Scope	# of Utilities	# of Employees	Avg. # of Ees Sup	Exempt E/N/U	50th Percentile	Co Wtd Avg Pay	Employee Wtd Avg Pay	Average Salary Range			Avg Weekly Overtime
								Min	Mid	Max	
AKA	0	0	*	* * *	*	*	*	*	*	*	*
ALA	0	0	*	* * *	*	*	*	*	*	*	*
ARI	1	1	*	* * *	*	*	*	*	*	*	*
ATC	0	0	*	* * *	*	*	*	*	*	*	*
BRC	0	0	*	* * *	*	*	*	*	*	*	*
CAL	9	9	2	33% 56% 11%	\$65,986	\$67,094	\$67,094	\$49,984	\$60,956	\$76,111	9
CHS	3	3	*	* * *	*	*	*	*	*	*	*
CON	0	0	*	* * *	*	*	*	*	*	*	*
FLA	3	3	*	* * *	*	*	*	*	*	*	*
GEO	2	1	*	* * *	*	*	*	*	*	*	*
HWI	0	0	*	* * *	*	*	*	*	*	*	*
ILL	2	2	*	* * *	*	*	*	*	*	*	*
IND	2	2	*	* * *	*	*	*	*	*	*	*
INT	0	0	*	* * *	*	*	*	*	*	*	*
IWA	4	4	*	* * *	*	*	*	*	*	*	*
KAN	2	2	*	* * *	*	*	*	*	*	*	*
KNT	5	5	3	60% 20% 20%	\$50,295	\$52,876	\$52,876	*	*	*	*
MEX	0	0	*	* * *	*	*	*	*	*	*	*
MIC	4	4	*	* * *	*	*	*	*	*	*	*
MIN	0	0	*	* * *	*	*	*	*	*	*	*
MOU	2	2	*	* * *	*	*	*	*	*	*	*
MTN	1	1	*	* * *	*	*	*	*	*	*	*
NDK	0	0	*	* * *	*	*	*	*	*	*	*
NEB	4	3	*	* * *	*	*	*	*	*	*	*
NEJ	0	0	*	* * *	*	*	*	*	*	*	*
NEW	5	5	1	40% 40% 20%	\$65,000	\$59,514	\$59,514	*	*	*	*
NEY	0	0	*	* * *	*	*	*	*	*	*	*
NOC	0	0	*	* * *	*	*	*	*	*	*	*
OHO	2	2	*	* * *	*	*	*	*	*	*	*
ONT	0	0	*	* * *	*	*	*	*	*	*	*
PAC	8	10	1	38% 50% 12%	\$47,375	\$51,044	\$54,435	\$46,356	*	*	*
PEN	4	4	*	* * *	*	*	*	*	*	*	*
PRT	0	0	*	* * *	*	*	*	*	*	*	*
QUE	0	0	*	* * *	*	*	*	*	*	*	*
RMT	11	16	3	45% 45% 10%	\$52,000	\$57,736	\$60,826	\$50,105	\$55,327	\$65,207	18
SCR	1	1	*	* * *	*	*	*	*	*	*	*
SDK	0	0	*	* * *	*	*	*	*	*	*	*
SOW	1	1	*	* * *	*	*	*	*	*	*	*
TEX	6	6	2	50% 50% 0%	\$43,439	\$45,064	\$45,064	*	*	*	*
VIR	0	0	*	* * *	*	*	*	*	*	*	*
WEC	0	0	*	* * *	*	*	*	*	*	*	*
WEV	0	0	*	* * *	*	*	*	*	*	*	*
WIS	0	0	*	* * *	*	*	*	*	*	*	*

Job S140 - Small System Office Manager

Summary of All Reported Data by Ownership/Management Type

Scope	# of Utilities	# of Employees	Avg. # of Ees Sup	Exempt E / N / U	50th Percentile	Co Wtd Avg Pay	Employee Wtd Avg Pay	Average Salary Range			Avg Weekly Overtime
								Min	Mid	Max	
All	46	47	2	37% 50% 13%	\$50,060	\$52,005	\$52,646	\$45,905	\$54,878	\$65,461	17
Board Operated	31	33	2	* * *	\$47,000	\$51,079	\$52,105	\$40,762	\$49,943	\$58,920	19
City/County	6	4	*	* * *	*	*	*	*	*	*	*
Private	3	3	*	* * *	*	*	*	*	*	*	*
Other	6	7	*	* * *	\$56,780	\$59,380	\$58,057	*	*	*	*

Summary of All Reported Data by Population Size

Scope	# of Utilities	# of Employees	Avg. # of Ees Sup	Exempt E / N / U	50th Percentile	Co Wtd Avg Pay	Employee Wtd Avg Pay	Average Salary Range			Avg Weekly Overtime
								Min	Mid	Max	
5,000 - 9,999	26	27	2	* * *	\$52,000	\$55,655	\$56,365	\$51,232	\$61,500	\$70,560	30
< 5,000	20	20	2	* * *	\$42,643	\$47,625	\$47,625	\$40,578	\$48,807	\$60,787	7

Summary of All Reported Data by Total Employment

Scope	# of Utilities	# of Employees	Avg. # of Ees Sup	Exempt E / N / U	50th Percentile	Co Wtd Avg Pay	Employee Wtd Avg Pay	Average Salary Range			Avg Weekly Overtime
								Min	Mid	Max	
25 - 50	0	0	*	* * *	*	*	*	*	*	*	*
< 25	46	47	2	* * *	\$50,060	\$52,005	\$52,646	\$45,905	\$54,878	\$65,461	17

### Job S140 - Small System Office Manager

Summary of All Reported Data by Ownership/Management Type

Scope	# of Utilities	# of Employees	Avg. # of Ees Sup	Exempt E / N / U	50th Percentile	Co Wtd Avg Pay	Employee Wtd Avg Pay	Average Salary Range			Avg Weekly Overtime
								Min	Mid	Max	
All	38	40	3	53% 34% 13%	\$58,163	\$61,260	\$62,334	\$48,012	\$57,850	\$68,670	10
Board Operated	18	22	3	61% 22% 17%	\$71,150	\$73,343	\$73,099	\$53,560	\$65,678	\$76,930	8
City/County	17	15	3	41% 47% 12%	\$45,760	\$47,864	\$47,864	\$43,858	\$51,700	\$63,748	*
Private	1	1	*	* * *	*	*	*	*	*	*	*
Other	2	2	*	* * *	*	*	*	*	*	*	*

Summary of All Reported Data by Population Size

Scope	# of Utilities	# of Employees	Avg. # of Ees Sup	Exempt E / N / U	50th Percentile	Co Wtd Avg Pay	Employee Wtd Avg Pay	Average Salary Range			Avg Weekly Overtime
								Min	Mid	Max	
5,000 - 9,999	17	20	3	71% 24% 5%	\$65,864	\$66,098	\$67,279	\$54,311	\$63,210	\$66,831	*
< 5,000	21	20	3	38% 43% 19%	\$53,238	\$57,389	\$57,389	\$42,681	\$53,315	\$69,984	8

Summary of All Reported Data by Total Employment

Scope	# of Utilities	# of Employees	Avg. # of Ees Sup	Exempt E / N / U	50th Percentile	Co Wtd Avg Pay	Employee Wtd Avg Pay	Average Salary Range			Avg Weekly Overtime
								Min	Mid	Max	
25 - 50	1	1	*	* * *	*	*	*	*	*	*	*
< 25	36	38	3	53% 36% 11%	\$55,961	\$59,517	\$60,831	\$44,674	\$53,923	\$67,189	10

### Job S150 - Small System Bookkeeper (Accountant, if certified)

Responsible for maintaining the system's financial accounts. Typically pays vendor and utility bills, processes receivables and deposits, and maintains accurate records of all financial transactions. Is not required to possess an accounting certificate.

Summary of All Reported Data by Ownership/Management Type

Scope	# of Utilities	# of Employees	Avg. # of Ees Sup	Exempt E / N / U	50th Percentile	Co Wtd Avg Pay	Employee Wtd Avg Pay	Average Salary Range			Avg Weekly Overtime
								Min	Mid	Max	
All	45	44	2	18% 62% 20%	\$48,183	\$50,494	\$48,231	\$47,928	\$58,746	\$69,742	20
Board Operated	23	24	3	22% 65% 13%	\$50,800	\$52,917	\$49,549	\$51,954	\$64,992	\$75,849	14
City/County	19	18	1	16% 58% 26%	\$46,683	\$47,473	\$46,500	\$43,519	\$53,143	\$62,028	*
Private	2	2	*	* * *	*	*	*	*	*	*	*
Other	0	0	*	* * *	*	*	*	*	*	*	*

Summary of All Reported Data by Population Size

Scope	# of Utilities	# of Employees	Avg. # of Ees Sup	Exempt E / N / U	50th Percentile	Co Wtd Avg Pay	Employee Wtd Avg Pay	Average Salary Range			Avg Weekly Overtime
								Min	Mid	Max	
5,000 - 9,999	21	19	3	14% 71% 15%	\$50,190	\$54,373	\$54,373	\$48,054	\$60,246	\$69,662	*
< 5,000	24	25	1	21% 54% 25%	\$46,765	\$46,984	\$43,564	\$47,780	\$57,110	\$69,829	22

Summary of All Reported Data by Total Employment

Scope	# of Utilities	# of Employees	Avg. # of Ees Sup	Exempt E / N / U	50th Percentile	Co Wtd Avg Pay	Employee Wtd Avg Pay	Average Salary Range			Avg Weekly Overtime
								Min	Mid	Max	
25 - 50	3	3	*	* * *	*	*	*	*	*	*	*
< 25	40	40	2	18% 60% 22%	\$46,683	\$49,806	\$47,386	\$48,123	\$58,246	\$68,986	20

### Job S150 - Small System Bookkeeper (Accountant, if certified)

#### Summary of All Reported Data by AWWA Section

Scope	# of Utilities	# of Employees	Avg. # of Ees Sup	Exempt E/N/U	50th Percentile	Co Wtd Avg Pay	Employee Wtd Avg Pay	Average Salary Range			Avg Weekly Overtime
								Min	Mid	Max	
AKA	0	0	*	* * *	*	*	*	*	*	*	*
ALA	1	1	*	* * *	*	*	*	*	*	*	*
ARI	1	1	*	* * *	*	*	*	*	*	*	*
ATC	0	0	*	* * *	*	*	*	*	*	*	*
BRC	0	0	*	* * *	*	*	*	*	*	*	*
CAL	4	3	*	* * *	*	*	*	*	*	*	*
CHS	2	2	*	* * *	*	*	*	*	*	*	*
CON	0	0	*	* * *	*	*	*	*	*	*	*
FLA	2	1	*	* * *	*	*	*	*	*	*	*
GEO	0	0	*	* * *	*	*	*	*	*	*	*
HWI	0	0	*	* * *	*	*	*	*	*	*	*
ILL	1	1	*	* * *	*	*	*	*	*	*	*
IND	2	2	*	* * *	*	*	*	*	*	*	*
INT	2	1	*	* * *	*	*	*	*	*	*	*
IWA	2	2	*	* * *	*	*	*	*	*	*	*
KAN	0	0	*	* * *	*	*	*	*	*	*	*
KNT	2	2	*	* * *	*	*	*	*	*	*	*
MEX	0	0	*	* * *	*	*	*	*	*	*	*
MIC	1	1	*	* * *	*	*	*	*	*	*	*
MIN	2	3	*	* * *	*	*	*	*	*	*	*
MOU	0	0	*	* * *	*	*	*	*	*	*	*
MTN	1	1	*	* * *	*	*	*	*	*	*	*
NDK	0	0	*	* * *	*	*	*	*	*	*	*
NEB	2	1	*	* * *	*	*	*	*	*	*	*
NEJ	0	0	*	* * *	*	*	*	*	*	*	*
NEW	1	1	*	* * *	*	*	*	*	*	*	*
NEY	2	4	*	* * *	*	*	*	*	*	*	*
NOC	0	0	*	* * *	*	*	*	*	*	*	*
OHO	1	1	*	* * *	*	*	*	*	*	*	*
ONT	0	0	*	* * *	*	*	*	*	*	*	*
PAC	5	4	*	0% 100% 0%	*	*	*	*	*	*	*
PEN	4	4	*	* * *	*	*	*	*	*	*	*
PRT	0	0	*	* * *	*	*	*	*	*	*	*
QUE	0	0	*	* * *	*	*	*	*	*	*	*
RMT	2	3	*	* * *	*	*	*	*	*	*	*
SCR	1	1	*	* * *	*	*	*	*	*	*	*
SDK	0	0	*	* * *	*	*	*	*	*	*	*
SOW	0	0	*	* * *	*	*	*	*	*	*	*
TEX	1	1	*	* * *	*	*	*	*	*	*	*
VIR	1	1	*	* * *	*	*	*	*	*	*	*
WEC	0	0	*	* * *	*	*	*	*	*	*	*
WEV	0	0	*	* * *	*	*	*	*	*	*	*
WIS	2	2	*	* * *	*	*	*	*	*	*	*

**Job S150 - Small System Bookkeeper (Accountant, if certified)**

**Summary of All Reported Data by Ownership/Management Type**

Scope	# of Utilities	# of Employees	Avg. # of Ees Sup	Exempt E / N / U	50th Percentile	Co Wtd Avg Pay	Employee Wtd Avg Pay	Average Salary Range			Avg Weekly Overtime
								Min	Mid	Max	
All	13	14	3	8% 69% 23%	\$44,000	\$42,088	\$37,861	\$44,178	\$57,370	\$72,857	*
Board Operated	6	8	*	* * *	\$38,400	\$42,566	\$35,049	*	*	*	*
City/County	5	4	*	* * *	*	*	*	*	*	*	*
Private	2	2	*	* * *	*	*	*	*	*	*	*
Other	0	0	*	* * *	*	*	*	*	*	*	*

**Summary of All Reported Data by Population Size**

Scope	# of Utilities	# of Employees	Avg. # of Ees Sup	Exempt E / N / U	50th Percentile	Co Wtd Avg Pay	Employee Wtd Avg Pay	Average Salary Range			Avg Weekly Overtime
								Min	Mid	Max	
5,000 - 9,999	8	7	*	* * *	\$42,000	\$48,365	\$48,365	\$44,014	*	*	*
< 5,000	5	7	*	* * *	\$46,000	\$33,300	\$27,357	*	*	*	*

**Summary of All Reported Data by Total Employment**

Scope	# of Utilities	# of Employees	Avg. # of Ees Sup	Exempt E / N / U	50th Percentile	Co Wtd Avg Pay	Employee Wtd Avg Pay	Average Salary Range			Avg Weekly Overtime
								Min	Mid	Max	
25 - 50	0	0	*	* * *	*	*	*	*	*	*	*
< 25	13	14	3	* * *	\$44,000	\$42,088	\$37,861	\$44,178	\$57,370	\$72,857	*

Job S150 - Small System Bookkeeper (Accountant, if certified)

Summary of All Reported Data by Ownership/Management Type

Scope	# of Utilities	# of Employees	Avg. # of Ees Sup	Exempt E / N / U	50th Percentile	Co Wtd Avg Pay	Employee Wtd Avg Pay	Average Salary Range			Avg Weekly Overtime
								Min	Mid	Max	
All	32	30	1	22% 59% 19%	\$49,895	\$54,096	\$53,071	\$49,178	\$59,128	\$68,877	16
Board Operated	17	16	*	24% 59% 17%	\$52,500	\$56,799	\$56,799	\$56,527	\$67,235	\$78,504	*
City/County	14	14	*	21% 57% 22%	\$46,683	\$50,492	\$48,810	\$41,991	\$51,085	\$59,276	*
Private	0	0	*	* * *	*	*	*	*	*	*	*
Other	0	0	*	* * *	*	*	*	*	*	*	*

Summary of All Reported Data by Population Size

Scope	# of Utilities	# of Employees	Avg. # of Ees Sup	Exempt E / N / U	50th Percentile	Co Wtd Avg Pay	Employee Wtd Avg Pay	Average Salary Range			Avg Weekly Overtime
								Min	Mid	Max	
5,000 - 9,999	13	12	*	23% 62% 15%	\$52,416	\$57,877	\$57,877	\$50,579	\$60,763	\$69,582	*
< 5,000	19	18	1	21% 58% 21%	\$48,183	\$51,260	\$49,866	\$48,058	\$57,821	\$68,312	19

Summary of All Reported Data by Total Employment

Scope	# of Utilities	# of Employees	Avg. # of Ees Sup	Exempt E / N / U	50th Percentile	Co Wtd Avg Pay	Employee Wtd Avg Pay	Average Salary Range			Avg Weekly Overtime
								Min	Mid	Max	
25 - 50	3	3	*	* * *	*	*	*	*	*	*	*
< 25	27	26	1	22% 56% 22%	\$48,183	\$53,665	\$52,515	\$49,814	\$58,558	\$67,603	16



### Job S160 - Small System Accounting Clerk

Responsible for assisting the bookkeeper or office manager with billing functions. May assist customers who pay in person by collecting cash and checks, processing credit cards, issuing receipts, and fielding questions and complaints. May also collect and process meter readers' reports.

Summary of All Reported Data by Ownership/Management Type

Scope	# of Utilities	# of Employees	Avg. # of Ees Sup	Exempt E / N / U	50th Percentile	Co Wtd Avg Pay	Employee Wtd Avg Pay	Average Salary Range			Avg Weekly Overtime
								Min	Mid	Max	
All	62	65	*	8% 73% 19%	\$42,692	\$41,427	\$42,016	\$34,878	\$41,597	\$49,607	11
Board Operated	32	39	*	9% 78% 13%	\$43,815	\$40,669	\$41,787	\$33,207	\$40,098	\$48,716	8
City/County	27	23	*	7% 67% 26%	\$40,000	\$43,390	\$43,390	\$37,890	\$44,809	\$51,198	16
Private	1	1	*	* * *	*	*	*	*	*	*	*
Other	2	2	*	* * *	*	*	*	*	*	*	*

Summary of All Reported Data by Population Size

Scope	# of Utilities	# of Employees	Avg. # of Ees Sup	Exempt E / N / U	50th Percentile	Co Wtd Avg Pay	Employee Wtd Avg Pay	Average Salary Range			Avg Weekly Overtime
								Min	Mid	Max	
5,000 - 9,999	30	30	*	3% 80% 17%	\$45,146	\$45,757	\$44,918	\$37,667	\$44,621	\$52,218	11
< 5,000	32	35	*	13% 66% 21%	\$37,065	\$37,385	\$39,528	\$32,927	\$39,369	\$47,779	*

Summary of All Reported Data by Total Employment

Scope	# of Utilities	# of Employees	Avg. # of Ees Sup	Exempt E / N / U	50th Percentile	Co Wtd Avg Pay	Employee Wtd Avg Pay	Average Salary Range			Avg Weekly Overtime
								Min	Mid	Max	
25 - 50	2	3	*	* * *	*	*	*	*	*	*	*
< 25	59	62	*	7% 73% 20%	\$41,000	\$41,168	\$41,714	\$34,669	\$41,062	\$48,926	11

### Job S160 - Small System Accounting Clerk

#### Summary of All Reported Data by AWWA Section

Scope	# of Utilities	# of Employees	Avg. # of Ees Sup	Exempt E/N/U	50th Percentile	Co Wtd Avg Pay	Employee Wtd Avg Pay	Average Salary Range			Avg Weekly Overtime
								Min	Mid	Max	
AKA	0	0	*	* * *	*	*	*	*	*	*	*
ALA	0	0	*	* * *	*	*	*	*	*	*	*
ARI	0	0	*	* * *	*	*	*	*	*	*	*
ATC	0	0	*	* * *	*	*	*	*	*	*	*
BRC	0	0	*	* * *	*	*	*	*	*	*	*
CAL	5	5	*	0% 80% 20%	\$39,500	\$37,116	\$37,116	*	*	*	*
CHS	3	4	*	* * *	*	*	*	*	*	*	*
CON	1	1	*	* * *	*	*	*	*	*	*	*
FLA	0	0	*	* * *	*	*	*	*	*	*	*
GEO	0	0	*	* * *	*	*	*	*	*	*	*
HWI	0	0	*	* * *	*	*	*	*	*	*	*
ILL	3	4	*	* * *	*	*	*	*	*	*	*
IND	3	3	*	* * *	*	*	*	*	*	*	*
INT	2	1	*	* * *	*	*	*	*	*	*	*
IWA	3	3	*	* * *	*	*	*	*	*	*	*
KAN	0	0	*	* * *	*	*	*	*	*	*	*
KNT	3	4	*	* * *	*	*	*	*	*	*	*
MEX	0	0	*	* * *	*	*	*	*	*	*	*
MIC	1	1	*	* * *	*	*	*	*	*	*	*
MIN	1	1	*	* * *	*	*	*	*	*	*	*
MOU	2	2	*	* * *	*	*	*	*	*	*	*
MTN	0	0	*	* * *	*	*	*	*	*	*	*
NDK	0	0	*	* * *	*	*	*	*	*	*	*
NEB	3	2	*	* * *	*	*	*	*	*	*	*
NEJ	0	0	*	* * *	*	*	*	*	*	*	*
NEW	3	3	*	* * *	*	*	*	*	*	*	*
NEY	2	2	*	* * *	*	*	*	*	*	*	*
NOC	0	0	*	* * *	*	*	*	*	*	*	*
OHO	3	3	*	* * *	*	*	*	*	*	*	*
ONT	0	0	*	* * *	*	*	*	*	*	*	*
PAC	4	5	*	* * *	*	*	*	*	*	*	*
PEN	4	4	*	* * *	*	*	*	*	*	*	*
PRT	0	0	*	* * *	*	*	*	*	*	*	*
QUE	0	0	*	* * *	*	*	*	*	*	*	*
RMT	3	3	*	* * *	*	*	*	*	*	*	*
SCR	1	2	*	* * *	*	*	*	*	*	*	*
SDK	0	0	*	* * *	*	*	*	*	*	*	*
SOW	0	0	*	* * *	*	*	*	*	*	*	*
TEX	2	2	*	* * *	*	*	*	*	*	*	*
VIR	2	4	*	* * *	*	*	*	*	*	*	*
WEC	0	0	*	* * *	*	*	*	*	*	*	*
WEV	0	0	*	* * *	*	*	*	*	*	*	*
WIS	6	6	*	0% 67% 33%	\$45,708	\$45,371	\$45,371	*	*	*	*

**Job S160 - Small System Accounting Clerk**

**Summary of All Reported Data by Ownership/Management Type**

Scope	# of Utilities	# of Employees	Avg. # of Ees Sup	Exempt E / N / U	50th Percentile	Co Wtd Avg Pay	Employee Wtd Avg Pay	Average Salary Range			Avg Weekly Overtime
								Min	Mid	Max	
All	24	24	*	8% 79% 13%	\$38,844	\$37,687	\$37,311	\$32,249	\$38,069	\$46,091	*
Board Operated	14	16	*	* * *	\$37,440	\$35,856	\$35,521	\$29,657	\$34,573	\$40,820	*
City/County	7	5	*	* * *	\$38,188	\$44,751	\$44,751	*	*	*	*
Private	1	1	*	* * *	*	*	*	*	*	*	*
Other	2	2	*	* * *	*	*	*	*	*	*	*

**Summary of All Reported Data by Population Size**

Scope	# of Utilities	# of Employees	Avg. # of Ees Sup	Exempt E / N / U	50th Percentile	Co Wtd Avg Pay	Employee Wtd Avg Pay	Average Salary Range			Avg Weekly Overtime
								Min	Mid	Max	
5,000 - 9,999	15	15	*	* * *	\$43,384	\$41,340	\$40,250	\$34,147	\$40,054	\$47,011	*
< 5,000	9	9	*	* * *	\$30,725	\$32,411	\$32,411	\$29,592	\$35,290	\$45,019	*

**Summary of All Reported Data by Total Employment**

Scope	# of Utilities	# of Employees	Avg. # of Ees Sup	Exempt E / N / U	50th Percentile	Co Wtd Avg Pay	Employee Wtd Avg Pay	Average Salary Range			Avg Weekly Overtime
								Min	Mid	Max	
25 - 50	0	0	*	* * *	*	*	*	*	*	*	*
< 25	24	24	*	* * *	\$38,844	\$37,687	\$37,311	\$32,249	\$38,069	\$46,091	*

### Job S160 - Small System Accounting Clerk

Summary of All Reported Data by Ownership/Management Type

Scope	# of Utilities	# of Employees	Avg. # of Ees Sup	Exempt E / N / U	50th Percentile	Co Wtd Avg Pay	Employee Wtd Avg Pay	Average Salary Range			Avg Weekly Overtime
								Min	Mid	Max	
All	38	41	*	8% 68% 24%	\$44,500	\$43,712	\$44,770	\$36,313	\$43,613	\$51,783	10
Board Operated	18	23	*	6% 78% 16%	\$45,157	\$44,412	\$46,146	\$35,691	\$44,395	\$54,856	*
City/County	20	18	*	10% 60% 30%	\$41,000	\$43,012	\$43,012	\$36,831	\$43,026	\$49,478	16
Private	0	0	*	* * *	*	*	*	*	*	*	*
Other	0	0	*	* * *	*	*	*	*	*	*	*

Summary of All Reported Data by Population Size

Scope	# of Utilities	# of Employees	Avg. # of Ees Sup	Exempt E / N / U	50th Percentile	Co Wtd Avg Pay	Employee Wtd Avg Pay	Average Salary Range			Avg Weekly Overtime
								Min	Mid	Max	
5,000 - 9,999	15	15	*	7% 73% 20%	\$48,331	\$49,586	\$49,586	\$41,187	\$49,187	\$57,426	9
< 5,000	23	26	*	9% 65% 26%	\$39,166	\$39,516	\$41,992	\$34,038	\$40,825	\$48,961	*

Summary of All Reported Data by Total Employment

Scope	# of Utilities	# of Employees	Avg. # of Ees Sup	Exempt E / N / U	50th Percentile	Co Wtd Avg Pay	Employee Wtd Avg Pay	Average Salary Range			Avg Weekly Overtime
								Min	Mid	Max	
25 - 50	2	3	*	* * *	*	*	*	*	*	*	*
< 25	35	38	*	6% 69% 25%	\$44,412	\$43,421	\$44,494	\$36,197	\$43,057	\$50,974	10

### Job S170 - Small System Administrative Assistant

Responsible for performing administrative and secretarial duties for a direct supervisor, including correspondence, word processing, and scheduling. In systems that do not employ an accounting clerk, may also be responsible for certain accounting activities.

Summary of All Reported Data by Ownership/Management Type

Scope	# of Utilities	# of Employees	Avg. # of Ees Sup	Exempt E / N / U	50th Percentile	Co Wtd Avg Pay	Employee Wtd Avg Pay	Average Salary Range			Avg Weekly Overtime
								Min	Mid	Max	
All	57	56	*	11% 77% 12%	\$37,960	\$38,148	\$38,129	\$33,340	\$39,883	\$46,770	15
Board Operated	33	36	*	12% 79% 9%	\$37,480	\$38,395	\$38,096	\$32,519	\$39,358	\$46,231	10
City/County	23	19	*	9% 74% 17%	\$38,302	\$38,717	\$39,146	\$34,469	\$40,604	\$47,478	20
Private	0	0	*	* * *	*	*	*	*	*	*	*
Other	1	1	*	* * *	*	*	*	*	*	*	*

Summary of All Reported Data by Population Size

Scope	# of Utilities	# of Employees	Avg. # of Ees Sup	Exempt E / N / U	50th Percentile	Co Wtd Avg Pay	Employee Wtd Avg Pay	Average Salary Range			Avg Weekly Overtime
								Min	Mid	Max	
5,000 - 9,999	34	36	*	12% 76% 12%	\$41,395	\$40,793	\$40,396	\$35,874	\$42,451	\$49,644	*
< 5,000	23	20	*	9% 78% 13%	\$29,050	\$34,048	\$34,048	\$28,997	\$35,479	\$42,049	7

Summary of All Reported Data by Total Employment

Scope	# of Utilities	# of Employees	Avg. # of Ees Sup	Exempt E / N / U	50th Percentile	Co Wtd Avg Pay	Employee Wtd Avg Pay	Average Salary Range			Avg Weekly Overtime
								Min	Mid	Max	
25 - 50	4	5	*	* * *	*	*	*	*	*	*	*
< 25	51	50	*	10% 76% 14%	\$36,960	\$36,927	\$36,680	\$32,490	\$38,625	\$45,152	15

### Job S170 - Small System Administrative Assistant

#### Summary of All Reported Data by AWWA Section

Scope	# of Utilities	# of Employees	Avg. # of Ees Sup	Exempt E/N/U			50th Percentile	Co Wtd Avg Pay	Employee Wtd Avg Pay	Average Salary Range			Avg Weekly Overtime
										Min	Mid	Max	
AKA	0	0	*	*	*	*	*	*	*	*	*	*	
ALA	0	0	*	*	*	*	*	*	*	*	*	*	
ARI	0	0	*	*	*	*	*	*	*	*	*	*	
ATC	0	0	*	*	*	*	*	*	*	*	*	*	
BRC	0	0	*	*	*	*	*	*	*	*	*	*	
CAL	5	5	*	20%	80%	0%	*	*	*	*	*	*	
CHS	1	1	*	*	*	*	*	*	*	*	*	*	
CON	1	1	*	*	*	*	*	*	*	*	*	*	
FLA	2	1	*	*	*	*	*	*	*	*	*	*	
GEO	0	0	*	*	*	*	*	*	*	*	*	*	
HWI	0	0	*	*	*	*	*	*	*	*	*	*	
ILL	0	0	*	*	*	*	*	*	*	*	*	*	
IND	2	2	*	*	*	*	*	*	*	*	*	*	
INT	2	1	*	*	*	*	*	*	*	*	*	*	
IWA	2	2	*	*	*	*	*	*	*	*	*	*	
KAN	1	1	*	*	*	*	*	*	*	*	*	*	
KNT	3	3	*	*	*	*	*	*	*	*	*	*	
MEX	0	0	*	*	*	*	*	*	*	*	*	*	
MIC	3	3	*	*	*	*	*	*	*	*	*	*	
MIN	0	0	*	*	*	*	*	*	*	*	*	*	
MOU	2	2	*	*	*	*	*	*	*	*	*	*	
MTN	1	1	*	*	*	*	*	*	*	*	*	*	
NDK	0	0	*	*	*	*	*	*	*	*	*	*	
NEB	0	0	*	*	*	*	*	*	*	*	*	*	
NEJ	1	1	*	*	*	*	*	*	*	*	*	*	
NEW	5	5	*	0%	80%	20%	\$24,000	\$23,300	\$23,300	*	*	*	*
NEY	0	0	*	*	*	*	*	*	*	*	*	*	
NOC	2	3	*	*	*	*	*	*	*	*	*	*	
OHO	3	3	*	*	*	*	*	*	*	*	*	*	
ONT	0	0	*	*	*	*	*	*	*	*	*	*	
PAC	4	5	*	*	*	*	*	*	*	*	*	*	
PEN	3	3	*	*	*	*	*	*	*	*	*	*	
PRT	0	0	*	*	*	*	*	*	*	*	*	*	
QUE	0	0	*	*	*	*	*	*	*	*	*	*	
RMT	1	1	*	*	*	*	*	*	*	*	*	*	
SCR	1	1	*	*	*	*	*	*	*	*	*	*	
SDK	0	0	*	*	*	*	*	*	*	*	*	*	
SOW	1	1	*	*	*	*	*	*	*	*	*	*	
TEX	3	3	*	*	*	*	*	*	*	*	*	*	
VIR	1	1	*	*	*	*	*	*	*	*	*	*	
WEC	0	0	*	*	*	*	*	*	*	*	*	*	
WEV	0	0	*	*	*	*	*	*	*	*	*	*	
WIS	5	6	*	20%	40%	40%	\$42,848	\$40,385	\$41,466	*	*	*	*

### Job S170 - Small System Administrative Assistant

Summary of All Reported Data by Ownership/Management Type

Scope	# of Utilities	# of Employees	Avg. # of Ees Sup	Exempt E / N / U	50th Percentile	Co Wtd Avg Pay	Employee Wtd Avg Pay	Average Salary Range			Avg Weekly Overtime
								Min	Mid	Max	
All	22	21	*	14% 77% 9%	\$29,560	\$34,155	\$33,696	\$31,661	\$37,757	\$44,371	*
Board Operated	17	17	*	* * *	\$33,460	\$36,132	\$35,447	\$32,152	\$38,270	\$44,768	*
City/County	4	3	*	* * *	*	*	*	*	*	*	*
Private	0	0	*	* * *	*	*	*	*	*	*	*
Other	1	1	*	* * *	*	*	*	*	*	*	*

Summary of All Reported Data by Population Size

Scope	# of Utilities	# of Employees	Avg. # of Ees Sup	Exempt E / N / U	50th Percentile	Co Wtd Avg Pay	Employee Wtd Avg Pay	Average Salary Range			Avg Weekly Overtime
								Min	Mid	Max	
5,000 - 9,999	14	14	*	* * *	\$30,000	\$36,325	\$35,480	\$31,566	\$37,136	\$43,386	*
< 5,000	8	7	*	* * *	\$28,080	\$30,126	\$30,126	*	*	*	*

Summary of All Reported Data by Total Employment

Scope	# of Utilities	# of Employees	Avg. # of Ees Sup	Exempt E / N / U	50th Percentile	Co Wtd Avg Pay	Employee Wtd Avg Pay	Average Salary Range			Avg Weekly Overtime
								Min	Mid	Max	
25 - 50	0	0	*	* * *	*	*	*	*	*	*	*
< 25	22	21	*	* * *	\$29,560	\$34,155	\$33,696	\$31,661	\$37,757	\$44,371	*

### Job S170 - Small System Administrative Assistant

Summary of All Reported Data by Ownership/Management Type

Scope	# of Utilities	# of Employees	Avg. # of Ees Sup	Exempt E / N / U	50th Percentile	Co Wtd Avg Pay	Employee Wtd Avg Pay	Average Salary Range			Avg Weekly Overtime
								Min	Mid	Max	
All	35	35	*	9% 77% 14%	\$40,000	\$40,724	\$40,789	\$34,116	\$40,864	\$47,785	14
Board Operated	16	19	*	13% 75% 12%	\$39,499	\$40,659	\$40,465	\$32,825	\$40,264	\$47,329	*
City/County	19	16	*	5% 79% 16%	\$40,000	\$40,794	\$41,174	\$35,221	\$41,377	\$48,177	20
Private	0	0	*	* * *	*	*	*	*	*	*	*
Other	0	0	*	* * *	*	*	*	*	*	*	*

Summary of All Reported Data by Population Size

Scope	# of Utilities	# of Employees	Avg. # of Ees Sup	Exempt E / N / U	50th Percentile	Co Wtd Avg Pay	Employee Wtd Avg Pay	Average Salary Range			Avg Weekly Overtime
								Min	Mid	Max	
5,000 - 9,999	20	22	*	10% 70% 20%	\$43,924	\$44,021	\$43,525	\$38,459	\$45,641	\$52,982	*
< 5,000	15	13	*	7% 87% 6%	\$30,000	\$36,160	\$36,160	\$28,193	\$34,350	\$40,699	8

Summary of All Reported Data by Total Employment

Scope	# of Utilities	# of Employees	Avg. # of Ees Sup	Exempt E / N / U	50th Percentile	Co Wtd Avg Pay	Employee Wtd Avg Pay	Average Salary Range			Avg Weekly Overtime
								Min	Mid	Max	
25 - 50	4	5	*	* * *	*	*	*	*	*	*	*
< 25	29	29	*	7% 76% 17%	\$38,282	\$39,059	\$38,841	\$32,941	\$39,098	\$45,543	14



## Job S180 - Small System Receptionist

Responsible for answering phones, taking messages, and greeting visitors. May be responsible for typing correspondence for the General Manager or other office staff or other clerical duties.

Summary of All Reported Data by Ownership/Management Type

Scope	# of Utilities	# of Employees	Avg. # of Ees Sup	Exempt E / N / U	50th Percentile	Co Wtd Avg Pay	Employee Wtd Avg Pay	Average Salary Range			Avg Weekly Overtime
								Min	Mid	Max	
All	32	41	*	6% 84% 10%	\$33,101	\$34,966	\$34,421	\$33,019	\$39,190	\$45,812	27
Board Operated	16	21	*	6% 81% 13%	\$32,000	\$32,959	\$32,938	\$32,837	\$38,771	\$45,522	*
City/County	10	12	*	10% 90% 0%	\$34,112	\$38,046	\$38,053	\$32,790	\$40,384	\$46,382	*
Private	3	5	*	* * *	*	*	*	*	*	*	*
Other	3	3	*	* * *	*	*	*	*	*	*	*

Summary of All Reported Data by Population Size

Scope	# of Utilities	# of Employees	Avg. # of Ees Sup	Exempt E / N / U	50th Percentile	Co Wtd Avg Pay	Employee Wtd Avg Pay	Average Salary Range			Avg Weekly Overtime
								Min	Mid	Max	
5,000 - 9,999	22	31	*	9% 82% 9%	\$32,047	\$34,609	\$33,920	\$33,204	\$39,754	\$46,410	*
< 5,000	10	10	*	0% 90% 10%	\$35,630	\$35,761	\$35,975	\$32,680	\$38,156	\$44,816	*

Summary of All Reported Data by Total Employment

Scope	# of Utilities	# of Employees	Avg. # of Ees Sup	Exempt E / N / U	50th Percentile	Co Wtd Avg Pay	Employee Wtd Avg Pay	Average Salary Range			Avg Weekly Overtime
								Min	Mid	Max	
25 - 50	2	2	*	* * *	*	*	*	*	*	*	*
< 25	30	39	*	7% 83% 10%	\$33,101	\$34,387	\$33,992	\$33,109	\$38,494	\$44,630	27

### Job S180 - Small System Receptionist

#### Summary of All Reported Data by AWWA Section

Scope	# of Utilities	# of Employees	Avg. # of Ees Sup	Exempt E/N/U	50th Percentile	Co Wtd Avg Pay	Employee Wtd Avg Pay	Average Salary Range			Avg Weekly Overtime
								Min	Mid	Max	
AKA	0	0	*	* * *	*	*	*	*	*	*	*
ALA	1	3	*	* * *	*	*	*	*	*	*	*
ARI	1	1	*	* * *	*	*	*	*	*	*	*
ATC	0	0	*	* * *	*	*	*	*	*	*	*
BRC	0	0	*	* * *	*	*	*	*	*	*	*
CAL	5	4	*	0% 80% 20%	*	*	*	*	*	*	*
CHS	1	1	*	* * *	*	*	*	*	*	*	*
CON	0	0	*	* * *	*	*	*	*	*	*	*
FLA	1	3	*	* * *	*	*	*	*	*	*	*
GEO	0	0	*	* * *	*	*	*	*	*	*	*
HWI	0	0	*	* * *	*	*	*	*	*	*	*
ILL	0	0	*	* * *	*	*	*	*	*	*	*
IND	3	3	*	* * *	*	*	*	*	*	*	*
INT	0	0	*	* * *	*	*	*	*	*	*	*
IWA	1	1	*	* * *	*	*	*	*	*	*	*
KAN	1	2	*	* * *	*	*	*	*	*	*	*
KNT	2	2	*	* * *	*	*	*	*	*	*	*
MEX	0	0	*	* * *	*	*	*	*	*	*	*
MIC	1	1	*	* * *	*	*	*	*	*	*	*
MIN	0	0	*	* * *	*	*	*	*	*	*	*
MOU	1	1	*	* * *	*	*	*	*	*	*	*
MTN	0	0	*	* * *	*	*	*	*	*	*	*
NDK	0	0	*	* * *	*	*	*	*	*	*	*
NEB	0	0	*	* * *	*	*	*	*	*	*	*
NEJ	0	0	*	* * *	*	*	*	*	*	*	*
NEW	0	0	*	* * *	*	*	*	*	*	*	*
NEY	0	0	*	* * *	*	*	*	*	*	*	*
NOC	0	0	*	* * *	*	*	*	*	*	*	*
OHO	1	1	*	* * *	*	*	*	*	*	*	*
ONT	0	0	*	* * *	*	*	*	*	*	*	*
PAC	0	0	*	* * *	*	*	*	*	*	*	*
PEN	3	5	*	* * *	*	*	*	*	*	*	*
PRT	0	0	*	* * *	*	*	*	*	*	*	*
QUE	0	0	*	* * *	*	*	*	*	*	*	*
RMT	4	6	*	* * *	*	*	*	*	*	*	*
SCR	0	0	*	* * *	*	*	*	*	*	*	*
SDK	0	0	*	* * *	*	*	*	*	*	*	*
SOW	0	0	*	* * *	*	*	*	*	*	*	*
TEX	4	7	*	* * *	*	*	*	*	*	*	*
VIR	0	0	*	* * *	*	*	*	*	*	*	*
WEC	0	0	*	* * *	*	*	*	*	*	*	*
WEV	0	0	*	* * *	*	*	*	*	*	*	*
WIS	0	0	*	* * *	*	*	*	*	*	*	*

### Job S180 - Small System Receptionist

Summary of All Reported Data by Ownership/Management Type

Scope	# of Utilities	# of Employees	Avg. # of Ees Sup	Exempt E / N / U	50th Percentile	Co Wtd Avg Pay	Employee Wtd Avg Pay	Average Salary Range			Avg Weekly Overtime
								Min	Mid	Max	
All	18	25	*	6% 83% 11%	\$33,500	\$33,794	\$33,544	\$33,314	\$38,341	\$44,148	27
Board Operated	9	13	*	* * *	\$32,093	\$32,908	\$31,870	*	*	*	*
City/County	5	7	*	* * *	*	*	*	*	*	*	*
Private	2	2	*	* * *	*	*	*	*	*	*	*
Other	2	3	*	* * *	*	*	*	*	*	*	*

Summary of All Reported Data by Population Size

Scope	# of Utilities	# of Employees	Avg. # of Ees Sup	Exempt E / N / U	50th Percentile	Co Wtd Avg Pay	Employee Wtd Avg Pay	Average Salary Range			Avg Weekly Overtime
								Min	Mid	Max	
5,000 - 9,999	13	19	*	* * *	\$32,797	\$33,634	\$33,147	\$33,246	\$38,528	\$43,945	*
< 5,000	5	6	*	* * *	\$37,900	\$34,180	\$34,800	*	*	*	*

Summary of All Reported Data by Total Employment

Scope	# of Utilities	# of Employees	Avg. # of Ees Sup	Exempt E / N / U	50th Percentile	Co Wtd Avg Pay	Employee Wtd Avg Pay	Average Salary Range			Avg Weekly Overtime
								Min	Mid	Max	
25 - 50	0	0	*	* * *	*	*	*	*	*	*	*
< 25	18	25	*	* * *	\$33,500	\$33,794	\$33,544	\$33,314	\$38,341	\$44,148	27

### Job S180 - Small System Receptionist

Summary of All Reported Data by Ownership/Management Type

Scope	# of Utilities	# of Employees	Avg. # of Ees Sup	Exempt E / N / U	50th Percentile	Co Wtd Avg Pay	Employee Wtd Avg Pay	Average Salary Range			Avg Weekly Overtime
								Min	Mid	Max	
All	14	16	*	7% 86% 7%	\$32,551	\$36,626	\$35,792	\$32,687	\$40,145	\$47,476	*
Board Operated	7	8	*	14% 71% 15%	\$31,413	\$33,035	\$34,672	\$31,443	\$37,983	\$45,518	*
City/County	5	5	*	0% 100% 0%	\$35,630	\$42,861	\$42,861	*	*	*	*
Private	1	3	*	* * *	*	*	*	*	*	*	*
Other	0	0	*	* * *	*	*	*	*	*	*	*

Summary of All Reported Data by Population Size

Scope	# of Utilities	# of Employees	Avg. # of Ees Sup	Exempt E / N / U	50th Percentile	Co Wtd Avg Pay	Employee Wtd Avg Pay	Average Salary Range			Avg Weekly Overtime
								Min	Mid	Max	
5,000 - 9,999	9	12	*	11% 78% 11%	\$31,413	\$36,071	\$35,144	\$33,153	\$41,225	\$48,874	*
< 5,000	5	4	*	0% 100% 0%	*	*	*	*	*	*	*

Summary of All Reported Data by Total Employment

Scope	# of Utilities	# of Employees	Avg. # of Ees Sup	Exempt E / N / U	50th Percentile	Co Wtd Avg Pay	Employee Wtd Avg Pay	Average Salary Range			Avg Weekly Overtime
								Min	Mid	Max	
25 - 50	2	2	*	* * *	*	*	*	*	*	*	*
< 25	12	14	*	8% 83% 9%	\$32,551	\$35,394	\$34,793	\$32,802	\$38,724	\$45,274	*

### Job S190 - Small System Field Manager (Field Crew Leader)

Responsible for all managerial tasks for the distribution and/or collection system, including human resource recommendations for field staff and the maintenance, repair, and construction of facilities in the distribution and/or collection system. Must have a state operator's license or be directly supervised by a licensed operator.

Summary of All Reported Data by Ownership/Management Type

Scope	# of Utilities	# of Employees	Avg. # of Ees Sup	Exempt E / N / U	50th Percentile	Co Wtd Avg Pay	Employee Wtd Avg Pay	Average Salary Range			Avg Weekly Overtime
								Min	Mid	Max	
All	105	119	4	7% 79% 14%	\$55,000	\$55,721	\$56,034	\$48,090	\$56,688	\$65,990	11
Board Operated	58	73	4	9% 78% 13%	\$56,000	\$57,350	\$57,241	\$49,858	\$60,241	\$70,723	9
City/County	39	35	4	5% 79% 16%	\$51,688	\$52,031	\$52,444	\$45,588	\$53,098	\$61,068	11
Private	5	7	*	0% 80% 20%	\$65,000	\$65,600	\$65,857	*	*	*	*
Other	3	4	*	* * *	*	*	*	*	*	*	*

Summary of All Reported Data by Population Size

Scope	# of Utilities	# of Employees	Avg. # of Ees Sup	Exempt E / N / U	50th Percentile	Co Wtd Avg Pay	Employee Wtd Avg Pay	Average Salary Range			Avg Weekly Overtime
								Min	Mid	Max	
5,000 - 9,999	59	73	4	5% 81% 14%	\$56,344	\$57,099	\$57,097	\$51,493	\$61,169	\$70,343	10
< 5,000	46	46	4	9% 76% 15%	\$52,780	\$53,916	\$54,347	\$44,080	\$51,407	\$60,859	12

Summary of All Reported Data by Total Employment

Scope	# of Utilities	# of Employees	Avg. # of Ees Sup	Exempt E / N / U	50th Percentile	Co Wtd Avg Pay	Employee Wtd Avg Pay	Average Salary Range			Avg Weekly Overtime
								Min	Mid	Max	
25 - 50	5	5	*	0% 100% 0%	\$79,602	\$79,357	\$79,357	*	*	*	*
< 25	97	112	4	7% 78% 15%	\$54,340	\$54,517	\$55,086	\$47,002	\$54,923	\$63,757	11

### Job S190 - Small System Field Manager (Field Crew Leader)

#### Summary of All Reported Data by AWWA Section

Scope	# of Utilities	# of Employees	Avg. # of Ees Sup	Exempt E / N / U	50th Percentile	Co Wtd Avg Pay	Employee Wtd Avg Pay	Average Salary Range			Avg Weekly Overtime
								Min	Mid	Max	
AKA	0	0	*	* * *	*	*	*	*	*	*	*
ALA	2	1	*	* * *	*	*	*	*	*	*	*
ARI	3	3	*	* * *	*	*	*	*	*	*	*
ATC	0	0	*	* * *	*	*	*	*	*	*	*
BRC	0	0	*	* * *	*	*	*	*	*	*	*
CAL	5	5	*	0% 80% 20%	*	*	*	*	*	*	*
CHS	2	2	*	* * *	*	*	*	*	*	*	*
CON	1	2	*	* * *	*	*	*	*	*	*	*
FLA	3	2	*	* * *	*	*	*	*	*	*	*
GEO	2	1	*	* * *	*	*	*	*	*	*	*
HWI	0	0	*	* * *	*	*	*	*	*	*	*
ILL	0	0	*	* * *	*	*	*	*	*	*	*
IND	6	6	5	0% 83% 17%	\$66,160	\$65,712	\$65,712	*	*	*	*
INT	3	3	*	* * *	*	*	*	*	*	*	*
IWA	3	3	*	* * *	*	*	*	*	*	*	*
KAN	2	2	*	* * *	*	*	*	*	*	*	*
KNT	7	7	5	0% 86% 14%	\$45,635	\$47,143	\$47,143	*	*	*	11
MEX	0	0	*	* * *	*	*	*	*	*	*	*
MIC	6	6	*	0% 67% 33%	\$44,000	\$45,677	\$45,677	\$40,772	\$43,412	\$47,067	*
MIN	1	1	*	* * *	*	*	*	*	*	*	*
MOU	2	2	*	* * *	*	*	*	*	*	*	*
MTN	2	2	*	* * *	*	*	*	*	*	*	*
NDK	0	0	*	* * *	*	*	*	*	*	*	*
NEB	2	2	*	* * *	*	*	*	*	*	*	*
NEJ	1	1	*	* * *	*	*	*	*	*	*	*
NEW	5	5	*	20% 80% 0%	\$62,306	\$60,446	\$60,446	*	*	*	9
NEY	1	1	*	* * *	*	*	*	*	*	*	*
NOC	2	2	*	* * *	*	*	*	*	*	*	*
OHO	5	4	*	0% 80% 20%	*	*	*	*	*	*	*
ONT	0	0	*	* * *	*	*	*	*	*	*	*
PAC	6	8	*	0% 100% 0%	*	*	*	*	*	*	*
PEN	3	8	*	* * *	*	*	*	*	*	*	*
PRT	0	0	*	* * *	*	*	*	*	*	*	*
QUE	0	0	*	* * *	*	*	*	*	*	*	*
RMT	14	18	3	0% 100% 0%	\$61,500	\$62,341	\$60,811	\$51,681	\$60,412	\$67,794	16
SCR	1	1	*	* * *	*	*	*	*	*	*	*
SDK	0	0	*	* * *	*	*	*	*	*	*	*
SOW	1	1	*	* * *	*	*	*	*	*	*	*
TEX	10	16	4	0% 90% 10%	\$46,438	\$46,055	\$40,816	*	*	*	8
VIR	2	2	*	* * *	*	*	*	*	*	*	*
WEC	0	0	*	* * *	*	*	*	*	*	*	*
WEV	0	0	*	* * *	*	*	*	*	*	*	*
WIS	2	2	*	* * *	*	*	*	*	*	*	*

### Job S190 - Small System Field Manager (Field Crew Leader)

Summary of All Reported Data by Ownership/Management Type

Scope	# of Utilities	# of Employees	Avg. # of Ees Sup	Exempt E / N / U	50th Percentile	Co Wtd Avg Pay	Employee Wtd Avg Pay	Average Salary Range			Avg Weekly Overtime
								Min	Mid	Max	
All	43	53	3	2% 84% 14%	\$55,000	\$55,031	\$53,419	\$48,245	\$56,251	\$65,569	14
Board Operated	28	36	3	* * *	\$55,650	\$54,553	\$51,875	\$51,133	\$59,533	\$67,614	11
City/County	10	8	3	* * *	\$50,844	\$49,977	\$49,977	\$44,468	\$52,517	\$61,212	16
Private	4	6	*	* * *	*	*	*	*	*	*	*
Other	1	3	*	* * *	*	*	*	*	*	*	*

Summary of All Reported Data by Population Size

Scope	# of Utilities	# of Employees	Avg. # of Ees Sup	Exempt E / N / U	50th Percentile	Co Wtd Avg Pay	Employee Wtd Avg Pay	Average Salary Range			Avg Weekly Overtime
								Min	Mid	Max	
5,000 - 9,999	31	39	3	* * *	\$56,300	\$55,519	\$52,615	\$49,561	\$57,700	\$66,220	11
< 5,000	12	14	3	* * *	\$53,350	\$53,852	\$55,659	\$44,296	\$51,904	\$63,616	24

Summary of All Reported Data by Total Employment

Scope	# of Utilities	# of Employees	Avg. # of Ees Sup	Exempt E / N / U	50th Percentile	Co Wtd Avg Pay	Employee Wtd Avg Pay	Average Salary Range			Avg Weekly Overtime
								Min	Mid	Max	
25 - 50	0	0	*	* * *	*	*	*	*	*	*	*
< 25	43	53	3	* * *	\$55,000	\$55,031	\$53,419	\$48,245	\$56,251	\$65,569	14

### Job S190 - Small System Field Manager (Field Crew Leader)

Summary of All Reported Data by Ownership/Management Type

Scope	# of Utilities	# of Employees	Avg. # of Ees Sup	Exempt E / N / U	50th Percentile	Co Wtd Avg Pay	Employee Wtd Avg Pay	Average Salary Range			Avg Weekly Overtime
								Min	Mid	Max	
All	62	66	5	10% 76% 14%	\$54,851	\$56,226	\$58,134	\$48,015	\$56,901	\$66,195	8
Board Operated	30	37	5	13% 70% 17%	\$56,000	\$60,049	\$62,462	\$49,221	\$60,595	\$72,278	7
City/County	29	27	5	7% 79% 14%	\$51,938	\$52,688	\$53,175	\$46,014	\$53,320	\$61,012	9
Private	1	1	*	* * *	*	*	*	*	*	*	*
Other	2	1	*	* * *	*	*	*	*	*	*	*

Summary of All Reported Data by Population Size

Scope	# of Utilities	# of Employees	Avg. # of Ees Sup	Exempt E / N / U	50th Percentile	Co Wtd Avg Pay	Employee Wtd Avg Pay	Average Salary Range			Avg Weekly Overtime
								Min	Mid	Max	
5,000 - 9,999	28	34	5	7% 71% 22%	\$58,255	\$58,861	\$62,238	\$53,103	\$64,060	\$73,778	7
< 5,000	34	32	4	12% 79% 9%	\$52,780	\$53,942	\$53,774	\$44,033	\$51,299	\$60,260	9

Summary of All Reported Data by Total Employment

Scope	# of Utilities	# of Employees	Avg. # of Ees Sup	Exempt E / N / U	50th Percentile	Co Wtd Avg Pay	Employee Wtd Avg Pay	Average Salary Range			Avg Weekly Overtime
								Min	Mid	Max	
25 - 50	5	5	*	0% 100% 0%	\$79,602	\$79,357	\$79,357	*	*	*	*
< 25	54	59	4	11% 74% 15%	\$54,080	\$54,086	\$56,583	\$46,292	\$54,163	\$62,721	8



### Job S200 - Small System Maintenance Technician

Responsible for planning, scheduling, and performing preventive and regular maintenance work. May hold a state operator's license or operate water and wastewater components under the supervision of a licensed operator. Must possess strong working knowledge of line maintenance, valves, meters, chemicals, controls, and other treatment procedures.

Summary of All Reported Data by Ownership/Management Type

Scope	# of Utilities	# of Employees	Avg. # of Ees Sup	Exempt E / N / U	50th Percentile	Co Wtd Avg Pay	Employee Wtd Avg Pay	Average Salary Range			Avg Weekly Overtime
								Min	Mid	Max	
All	75	138	3	3% 81% 16%	\$44,687	\$45,609	\$46,257	\$40,091	\$47,154	\$55,196	9
Board Operated	41	87	*	5% 80% 15%	\$45,121	\$45,789	\$47,679	\$40,582	\$48,172	\$56,928	7
City/County	28	43	*	0% 79% 21%	\$43,000	\$45,589	\$43,176	\$39,033	\$45,941	\$52,948	12
Private	3	4	*	* * *	*	*	*	*	*	*	*
Other	3	4	*	* * *	*	*	*	*	*	*	*

Summary of All Reported Data by Population Size

Scope	# of Utilities	# of Employees	Avg. # of Ees Sup	Exempt E / N / U	50th Percentile	Co Wtd Avg Pay	Employee Wtd Avg Pay	Average Salary Range			Avg Weekly Overtime
								Min	Mid	Max	
5,000 - 9,999	40	80	*	3% 85% 12%	\$46,973	\$48,434	\$48,472	\$42,662	\$50,907	\$59,013	9
< 5,000	35	58	2	3% 77% 20%	\$40,500	\$42,431	\$43,202	\$36,962	\$42,586	\$50,548	10

Summary of All Reported Data by Total Employment

Scope	# of Utilities	# of Employees	Avg. # of Ees Sup	Exempt E / N / U	50th Percentile	Co Wtd Avg Pay	Employee Wtd Avg Pay	Average Salary Range			Avg Weekly Overtime
								Min	Mid	Max	
25 - 50	4	11	*	* * *	*	*	*	*	*	*	*
< 25	68	125	2	3% 81% 16%	\$43,350	\$44,973	\$45,498	\$39,366	\$45,954	\$53,611	10

### Job S200 - Small System Maintenance Technician

#### Summary of All Reported Data by AWWA Section

Scope	# of Utilities	# of Employees	Avg. # of Ees Sup	Exempt E/N/U	50th Percentile	Co Wtd Avg Pay	Employee Wtd Avg Pay	Average Salary Range			Avg Weekly Overtime
								Min	Mid	Max	
AKA	0	0	*	* * *	*	*	*	*	*	*	*
ALA	1	1	*	* * *	*	*	*	*	*	*	*
ARI	3	2	*	* * *	*	*	*	*	*	*	*
ATC	0	0	*	* * *	*	*	*	*	*	*	*
BRC	0	0	*	* * *	*	*	*	*	*	*	*
CAL	7	14	*	0% 100% 0%	\$51,789	\$52,323	\$54,576	\$48,003	\$56,077	\$65,243	*
CHS	2	2	*	* * *	*	*	*	*	*	*	*
CON	2	5	*	* * *	*	*	*	*	*	*	*
FLA	3	3	*	* * *	*	*	*	*	*	*	*
GEO	2	1	*	* * *	*	*	*	*	*	*	*
HWI	0	0	*	* * *	*	*	*	*	*	*	*
ILL	2	6	*	* * *	*	*	*	*	*	*	*
IND	1	1	*	* * *	*	*	*	*	*	*	*
INT	0	0	*	* * *	*	*	*	*	*	*	*
IWA	1	2	*	* * *	*	*	*	*	*	*	*
KAN	2	5	*	* * *	*	*	*	*	*	*	*
KNT	4	7	*	* * *	*	*	*	*	*	*	*
MEX	0	0	*	* * *	*	*	*	*	*	*	*
MIC	4	6	*	* * *	*	*	*	*	*	*	*
MIN	0	0	*	* * *	*	*	*	*	*	*	*
MOU	1	1	*	* * *	*	*	*	*	*	*	*
MTN	2	2	*	* * *	*	*	*	*	*	*	*
NDK	0	0	*	* * *	*	*	*	*	*	*	*
NEB	4	3	*	* * *	*	*	*	*	*	*	*
NEJ	0	0	*	* * *	*	*	*	*	*	*	*
NEW	3	4	*	* * *	*	*	*	*	*	*	*
NEY	1	1	*	* * *	*	*	*	*	*	*	*
NOC	2	7	*	* * *	*	*	*	*	*	*	*
OHO	2	3	*	* * *	*	*	*	*	*	*	*
ONT	0	0	*	* * *	*	*	*	*	*	*	*
PAC	5	9	*	0% 100% 0%	*	*	*	*	*	*	*
PEN	3	6	*	* * *	*	*	*	*	*	*	*
PRT	0	0	*	* * *	*	*	*	*	*	*	*
QUE	0	0	*	* * *	*	*	*	*	*	*	*
RMT	7	16	*	0% 86% 14%	\$36,000	\$39,888	\$41,634	\$35,226	\$40,094	\$46,873	9
SCR	1	6	*	* * *	*	*	*	*	*	*	*
SDK	0	0	*	* * *	*	*	*	*	*	*	*
SOW	0	0	*	* * *	*	*	*	*	*	*	*
TEX	3	5	*	* * *	*	*	*	*	*	*	*
VIR	3	14	*	* * *	*	*	*	*	*	*	*
WEC	0	0	*	* * *	*	*	*	*	*	*	*
WEV	0	0	*	* * *	*	*	*	*	*	*	*
WIS	3	6	*	* * *	*	*	*	*	*	*	*

### Job S200 - Small System Maintenance Technician

Summary of All Reported Data by Ownership/Management Type

Scope	# of Utilities	# of Employees	Avg. # of Ees Sup	Exempt E / N / U	50th Percentile	Co Wtd Avg Pay	Employee Wtd Avg Pay	Average Salary Range			Avg Weekly Overtime
								Min	Mid	Max	
All	25	35	*	4% 84% 12%	\$44,883	\$44,591	\$47,199	\$39,438	\$47,683	\$55,594	12
Board Operated	18	26	*	* * *	\$44,883	\$43,927	\$46,534	\$40,004	\$48,048	\$54,842	8
City/County	4	4	*	* * *	*	*	*	*	*	*	*
Private	2	2	*	* * *	*	*	*	*	*	*	*
Other	1	3	*	* * *	*	*	*	*	*	*	*

Summary of All Reported Data by Population Size

Scope	# of Utilities	# of Employees	Avg. # of Ees Sup	Exempt E / N / U	50th Percentile	Co Wtd Avg Pay	Employee Wtd Avg Pay	Average Salary Range			Avg Weekly Overtime
								Min	Mid	Max	
5,000 - 9,999	15	24	*	* * *	\$47,420	\$47,808	\$49,388	\$40,459	\$49,935	\$57,470	13
< 5,000	10	11	*	* * *	\$39,560	\$40,086	\$42,423	*	*	*	11

Summary of All Reported Data by Total Employment

Scope	# of Utilities	# of Employees	Avg. # of Ees Sup	Exempt E / N / U	50th Percentile	Co Wtd Avg Pay	Employee Wtd Avg Pay	Average Salary Range			Avg Weekly Overtime
								Min	Mid	Max	
25 - 50	0	0	*	* * *	*	*	*	*	*	*	*
< 25	25	35	*	* * *	\$44,883	\$44,591	\$47,199	\$39,438	\$47,683	\$55,594	12

### Job S200 - Small System Maintenance Technician

Summary of All Reported Data by Ownership/Management Type

Scope	# of Utilities	# of Employees	Avg. # of Ees Sup	Exempt E / N / U	50th Percentile	Co Wtd Avg Pay	Employee Wtd Avg Pay	Average Salary Range			Avg Weekly Overtime
								Min	Mid	Max	
All	50	103	3	2% 80% 18%	\$43,855	\$46,164	\$45,937	\$40,292	\$46,992	\$55,073	8
Board Operated	23	61	*	4% 83% 13%	\$45,671	\$47,312	\$48,166	\$40,839	\$48,228	\$57,855	6
City/County	24	39	*	0% 75% 25%	\$43,000	\$45,669	\$43,061	\$38,606	\$44,995	\$51,656	10
Private	1	2	*	* * *	*	*	*	*	*	*	*
Other	2	1	*	* * *	*	*	*	*	*	*	*

Summary of All Reported Data by Population Size

Scope	# of Utilities	# of Employees	Avg. # of Ees Sup	Exempt E / N / U	50th Percentile	Co Wtd Avg Pay	Employee Wtd Avg Pay	Average Salary Range			Avg Weekly Overtime
								Min	Mid	Max	
5,000 - 9,999	25	56	*	0% 88% 12%	\$46,418	\$48,832	\$48,080	\$43,543	\$51,296	\$59,630	7
< 5,000	25	47	2	4% 72% 24%	\$41,279	\$43,497	\$43,384	\$36,870	\$42,461	\$50,276	9

Summary of All Reported Data by Total Employment

Scope	# of Utilities	# of Employees	Avg. # of Ees Sup	Exempt E / N / U	50th Percentile	Co Wtd Avg Pay	Employee Wtd Avg Pay	Average Salary Range			Avg Weekly Overtime
								Min	Mid	Max	
25 - 50	4	11	*	* * *	*	*	*	*	*	*	*
< 25	43	90	2	2% 79% 19%	\$42,500	\$45,214	\$44,836	\$39,340	\$45,325	\$52,890	8

### Job S210 - Small System Laborer (Utility Service Worker)

Responsible for grounds maintenance, system repairs, excavation equipment operation, and meter installation and replacement. Must maintain a state operator's license or be directly supervised by a licensed operator.

Summary of All Reported Data by Ownership/Management Type

Scope	# of Utilities	# of Employees	Avg. # of Ees Sup	Exempt E / N / U	50th Percentile	Co Wtd Avg Pay	Employee Wtd Avg Pay	Average Salary Range			Avg Weekly Overtime
								Min	Mid	Max	
All	97	199	*	1% 81% 18%	\$38,490	\$40,323	\$40,478	\$33,044	\$40,451	\$47,148	8
Board Operated	43	93	*	0% 88% 12%	\$37,440	\$40,193	\$42,818	\$32,613	\$41,539	\$48,189	8
City/County	48	97	*	2% 75% 23%	\$39,250	\$39,891	\$38,165	\$33,422	\$39,514	\$45,938	8
Private	1	1	*	* * *	*	*	*	*	*	*	*
Other	5	8	*	0% 80% 20%	*	*	*	*	*	*	*

Summary of All Reported Data by Population Size

Scope	# of Utilities	# of Employees	Avg. # of Ees Sup	Exempt E / N / U	50th Percentile	Co Wtd Avg Pay	Employee Wtd Avg Pay	Average Salary Range			Avg Weekly Overtime
								Min	Mid	Max	
5,000 - 9,999	51	116	*	2% 84% 14%	\$44,075	\$43,402	\$43,193	\$36,468	\$44,729	\$51,236	8
< 5,000	46	83	*	0% 78% 22%	\$36,379	\$37,245	\$36,683	\$28,822	\$35,318	\$42,214	8

Summary of All Reported Data by Total Employment

Scope	# of Utilities	# of Employees	Avg. # of Ees Sup	Exempt E / N / U	50th Percentile	Co Wtd Avg Pay	Employee Wtd Avg Pay	Average Salary Range			Avg Weekly Overtime
								Min	Mid	Max	
25 - 50	2	14	*	* * *	*	*	*	*	*	*	*
< 25	93	184	*	1% 81% 18%	\$38,000	\$40,269	\$40,372	\$33,186	\$40,466	\$47,057	8

# American Water Works Association - Small - 2019

All Participants

## Job S210 - Small System Laborer (Utility Service Worker)

### Summary of All Reported Data by AWWA Section

Scope	# of Utilities	# of Employees	Avg. # of Ees Sup	Exempt E / N / U	50th Percentile	Co Wtd Avg Pay	Employee Wtd Avg Pay	Average Salary Range			Avg Weekly Overtime
								Min	Mid	Max	
AKA	0	0	*	* * *	*	*	*	*	*	*	*
ALA	2	7	*	* * *	*	*	*	*	*	*	*
ARI	2	1	*	* * *	*	*	*	*	*	*	*
ATC	0	0	*	* * *	*	*	*	*	*	*	*
BRC	0	0	*	* * *	*	*	*	*	*	*	*
CAL	6	12	*	0% 100% 0%	\$42,720	\$41,913	\$46,123	\$32,148	\$41,598	*	*
CHS	2	7	*	* * *	*	*	*	*	*	*	*
CON	0	0	*	* * *	*	*	*	*	*	*	*
FLA	3	1	*	* * *	*	*	*	*	*	*	*
GEO	0	0	*	* * *	*	*	*	*	*	*	*
HWI	0	0	*	* * *	*	*	*	*	*	*	*
ILL	2	6	*	* * *	*	*	*	*	*	*	*
IND	3	4	*	* * *	*	*	*	*	*	*	*
INT	2	3	*	* * *	*	*	*	*	*	*	*
IWA	4	5	*	* * *	*	*	*	*	*	*	*
KAN	2	9	*	* * *	*	*	*	*	*	*	*
KNT	7	21	*	0% 100% 0%	\$36,400	\$33,936	\$36,371	\$27,805	\$37,254	\$43,259	5
MEX	0	0	*	* * *	*	*	*	*	*	*	*
MIC	7	15	*	0% 71% 29%	\$42,640	\$41,256	\$40,840	\$30,202	\$35,945	\$42,967	*
MIN	1	2	*	* * *	*	*	*	*	*	*	*
MOU	2	6	*	* * *	*	*	*	*	*	*	*
MTN	2	4	*	* * *	*	*	*	*	*	*	*
NDK	0	0	*	* * *	*	*	*	*	*	*	*
NEB	2	1	*	* * *	*	*	*	*	*	*	*
NEJ	1	1	*	* * *	*	*	*	*	*	*	*
NEW	6	10	*	0% 83% 17%	\$37,430	\$38,577	\$38,754	*	*	*	8
NEY	3	5	*	* * *	*	*	*	*	*	*	*
NOC	1	3	*	* * *	*	*	*	*	*	*	*
OHO	7	13	*	0% 71% 29%	\$33,360	\$33,216	\$33,245	\$28,213	\$32,925	\$38,338	*
ONT	0	0	*	* * *	*	*	*	*	*	*	*
PAC	6	7	*	0% 100% 0%	\$32,000	\$36,706	\$35,290	\$31,381	*	*	*
PEN	6	15	*	0% 50% 50%	\$51,614	\$52,903	\$52,353	*	*	*	4
PRT	0	0	*	* * *	*	*	*	*	*	*	*
QUE	0	0	*	* * *	*	*	*	*	*	*	*
RMT	4	13	*	* * *	*	*	*	*	*	*	*
SCR	1	2	*	* * *	*	*	*	*	*	*	*
SDK	0	0	*	* * *	*	*	*	*	*	*	*
SOW	1	1	*	* * *	*	*	*	*	*	*	*
TEX	5	13	*	0% 100% 0%	\$28,400	\$27,979	\$27,460	*	*	*	*
VIR	1	3	*	* * *	*	*	*	*	*	*	*
WEC	0	0	*	* * *	*	*	*	*	*	*	*
WEV	0	0	*	* * *	*	*	*	*	*	*	*
WIS	5	9	*	20% 40% 40%	*	*	*	*	*	*	*

### Job S210 - Small System Laborer (Utility Service Worker)

Summary of All Reported Data by Ownership/Management Type

Scope	# of Utilities	# of Employees	Avg. # of Ees Sup	Exempt E / N / U	50th Percentile	Co Wtd Avg Pay	Employee Wtd Avg Pay	Average Salary Range			Avg Weekly Overtime
								Min	Mid	Max	
All	38	64	*	0% 84% 16%	\$39,365	\$41,508	\$44,082	\$32,559	\$41,225	\$46,547	11
Board Operated	22	38	*	* * *	\$37,180	\$39,671	\$43,911	\$32,525	\$41,851	\$45,926	10
City/County	13	22	*	* * *	\$47,320	\$42,169	\$42,984	\$32,617	\$40,251	\$47,444	9
Private	1	1	*	* * *	*	*	*	*	*	*	*
Other	2	3	*	* * *	*	*	*	*	*	*	*

Summary of All Reported Data by Population Size

Scope	# of Utilities	# of Employees	Avg. # of Ees Sup	Exempt E / N / U	50th Percentile	Co Wtd Avg Pay	Employee Wtd Avg Pay	Average Salary Range			Avg Weekly Overtime
								Min	Mid	Max	
5,000 - 9,999	24	44	*	* * *	\$43,860	\$44,542	\$46,485	\$34,614	\$44,286	\$49,573	12
< 5,000	14	20	*	* * *	\$37,720	\$37,174	\$38,794	\$24,752	\$30,207	\$36,258	8

Summary of All Reported Data by Total Employment

Scope	# of Utilities	# of Employees	Avg. # of Ees Sup	Exempt E / N / U	50th Percentile	Co Wtd Avg Pay	Employee Wtd Avg Pay	Average Salary Range			Avg Weekly Overtime
								Min	Mid	Max	
25 - 50	0	0	*	* * *	*	*	*	*	*	*	*
< 25	38	64	*	* * *	\$39,365	\$41,508	\$44,082	\$32,559	\$41,225	\$46,547	11

### Job S210 - Small System Laborer (Utility Service Worker)

Summary of All Reported Data by Ownership/Management Type

Scope	# of Utilities	# of Employees	Avg. # of Ees Sup	Exempt E / N / U	50th Percentile	Co Wtd Avg Pay	Employee Wtd Avg Pay	Average Salary Range			Avg Weekly Overtime
								Min	Mid	Max	
All	59	135	*	2% 80% 18%	\$37,740	\$39,548	\$38,769	\$33,315	\$40,037	\$47,462	7
Board Operated	21	55	*	0% 81% 19%	\$38,480	\$40,739	\$42,064	\$32,708	\$41,226	\$50,451	7
City/County	35	75	*	3% 77% 20%	\$38,500	\$39,184	\$36,751	\$33,701	\$39,259	\$45,416	7
Private	0	0	*	* * *	*	*	*	*	*	*	*
Other	3	5	*	* * *	*	*	*	*	*	*	*

Summary of All Reported Data by Population Size

Scope	# of Utilities	# of Employees	Avg. # of Ees Sup	Exempt E / N / U	50th Percentile	Co Wtd Avg Pay	Employee Wtd Avg Pay	Average Salary Range			Avg Weekly Overtime
								Min	Mid	Max	
5,000 - 9,999	27	72	*	4% 81% 15%	\$44,075	\$42,411	\$41,180	\$38,425	\$45,172	\$52,806	5
< 5,000	32	63	*	0% 78% 22%	\$36,000	\$37,279	\$36,013	\$29,636	\$36,340	\$43,454	9

Summary of All Reported Data by Total Employment

Scope	# of Utilities	# of Employees	Avg. # of Ees Sup	Exempt E / N / U	50th Percentile	Co Wtd Avg Pay	Employee Wtd Avg Pay	Average Salary Range			Avg Weekly Overtime
								Min	Mid	Max	
25 - 50	2	14	*	* * *	*	*	*	*	*	*	*
< 25	55	120	*	2% 78% 20%	\$36,584	\$39,408	\$38,393	\$33,563	\$40,029	\$47,344	7



### Job S220 - Small System Meter Reader

Responsible for reading water meters and accurately recording water usage. Typically must hold a valid driver's license. May also be responsible for detecting and reporting system problems such as leaks, defects, and illegal connections and for locking meters for nonpayment.

Summary of All Reported Data by Ownership/Management Type

Scope	# of Utilities	# of Employees	Avg. # of Ees Sup	Exempt E / N / U	50th Percentile	Co Wtd Avg Pay	Employee Wtd Avg Pay	Average Salary Range			Avg Weekly Overtime
								Min	Mid	Max	
All	51	63	*	4% 84% 12%	\$35,482	\$36,313	\$35,615	\$34,024	\$40,268	\$47,223	10
Board Operated	20	27	*	10% 85% 5%	\$39,425	\$37,787	\$36,846	\$34,696	\$42,402	\$49,617	4
City/County	28	34	*	0% 82% 18%	\$33,250	\$34,896	\$34,546	\$32,818	\$38,491	\$45,195	11
Private	0	0	*	* * *	*	*	*	*	*	*	*
Other	3	2	*	* * *	*	*	*	*	*	*	*

Summary of All Reported Data by Population Size

Scope	# of Utilities	# of Employees	Avg. # of Ees Sup	Exempt E / N / U	50th Percentile	Co Wtd Avg Pay	Employee Wtd Avg Pay	Average Salary Range			Avg Weekly Overtime
								Min	Mid	Max	
5,000 - 9,999	24	29	*	0% 92% 8%	\$38,135	\$37,636	\$34,942	\$37,115	\$44,713	\$51,504	14
< 5,000	27	34	*	7% 78% 15%	\$35,000	\$35,307	\$36,188	\$31,126	\$36,346	\$43,446	7

Summary of All Reported Data by Total Employment

Scope	# of Utilities	# of Employees	Avg. # of Ees Sup	Exempt E / N / U	50th Percentile	Co Wtd Avg Pay	Employee Wtd Avg Pay	Average Salary Range			Avg Weekly Overtime
								Min	Mid	Max	
25 - 50	4	7	*	* * *	*	*	*	*	*	*	*
< 25	44	54	*	5% 84% 11%	\$34,660	\$34,778	\$34,321	\$32,939	\$39,008	\$45,915	11

### Job S220 - Small System Meter Reader

#### Summary of All Reported Data by AWWA Section

Scope	# of Utilities	# of Employees	Avg. # of Ees Sup	Exempt E/N/U	50th Percentile	Co Wtd Avg Pay	Employee Wtd Avg Pay	Average Salary Range			Avg Weekly Overtime
								Min	Mid	Max	
AKA	0	0	*	* * *	*	*	*	*	*	*	*
ALA	0	0	*	* * *	*	*	*	*	*	*	*
ARI	1	1	*	* * *	*	*	*	*	*	*	*
ATC	0	0	*	* * *	*	*	*	*	*	*	*
BRC	0	0	*	* * *	*	*	*	*	*	*	*
CAL	2	4	*	* * *	*	*	*	*	*	*	*
CHS	1	3	*	* * *	*	*	*	*	*	*	*
CON	0	0	*	* * *	*	*	*	*	*	*	*
FLA	0	0	*	* * *	*	*	*	*	*	*	*
GEO	0	0	*	* * *	*	*	*	*	*	*	*
HWI	0	0	*	* * *	*	*	*	*	*	*	*
ILL	1	5	*	* * *	*	*	*	*	*	*	*
IND	4	5	*	* * *	*	*	*	*	*	*	*
INT	2	1	*	* * *	*	*	*	*	*	*	*
IWA	1	2	*	* * *	*	*	*	*	*	*	*
KAN	2	4	*	* * *	*	*	*	*	*	*	*
KNT	1	1	*	* * *	*	*	*	*	*	*	*
MEX	0	0	*	* * *	*	*	*	*	*	*	*
MIC	3	4	*	* * *	*	*	*	*	*	*	*
MIN	0	0	*	* * *	*	*	*	*	*	*	*
MOU	1	1	*	* * *	*	*	*	*	*	*	*
MTN	1	1	*	* * *	*	*	*	*	*	*	*
NDK	0	0	*	* * *	*	*	*	*	*	*	*
NEB	0	0	*	* * *	*	*	*	*	*	*	*
NEJ	1	1	*	* * *	*	*	*	*	*	*	*
NEW	2	2	*	* * *	*	*	*	*	*	*	*
NEY	1	1	*	* * *	*	*	*	*	*	*	*
NOC	1	2	*	* * *	*	*	*	*	*	*	*
OHO	3	3	*	* * *	*	*	*	*	*	*	*
ONT	0	0	*	* * *	*	*	*	*	*	*	*
PAC	5	4	*	0% 80% 20%	*	*	*	*	*	*	*
PEN	1	1	*	* * *	*	*	*	*	*	*	*
PRT	0	0	*	* * *	*	*	*	*	*	*	*
QUE	0	0	*	* * *	*	*	*	*	*	*	*
RMT	3	4	*	* * *	*	*	*	*	*	*	*
SCR	1	2	*	* * *	*	*	*	*	*	*	*
SDK	0	0	*	* * *	*	*	*	*	*	*	*
SOW	0	0	*	* * *	*	*	*	*	*	*	*
TEX	7	10	*	29% 71% 0%	\$23,692	\$23,893	\$22,341	*	*	*	*
VIR	1	1	*	* * *	*	*	*	*	*	*	*
WEC	0	0	*	* * *	*	*	*	*	*	*	*
WEV	0	0	*	* * *	*	*	*	*	*	*	*
WIS	0	0	*	* * *	*	*	*	*	*	*	*

Job S220 - Small System Meter Reader

Summary of All Reported Data by Ownership/Management Type

Scope	# of Utilities	# of Employees	Avg. # of Ees Sup	Exempt E / N / U	50th Percentile	Co Wtd Avg Pay	Employee Wtd Avg Pay	Average Salary Range			Avg Weekly Overtime
								Min	Mid	Max	
All	16	20	*	13% 75% 12%	\$36,228	\$33,143	\$32,665	\$30,315	\$37,634	\$43,935	12
Board Operated	9	14	*	* * *	\$29,900	\$29,467	\$28,750	*	*	*	*
City/County	6	5	*	* * *	*	*	*	*	*	*	*
Private	0	0	*	* * *	*	*	*	*	*	*	*
Other	1	1	*	* * *	*	*	*	*	*	*	*

Summary of All Reported Data by Population Size

Scope	# of Utilities	# of Employees	Avg. # of Ees Sup	Exempt E / N / U	50th Percentile	Co Wtd Avg Pay	Employee Wtd Avg Pay	Average Salary Range			Avg Weekly Overtime
								Min	Mid	Max	
5,000 - 9,999	9	11	*	* * *	\$38,135	\$36,114	\$31,554	\$31,506	\$39,316	\$45,268	*
< 5,000	7	9	*	* * *	\$20,000	\$30,171	\$34,022	*	*	*	*

Summary of All Reported Data by Total Employment

Scope	# of Utilities	# of Employees	Avg. # of Ees Sup	Exempt E / N / U	50th Percentile	Co Wtd Avg Pay	Employee Wtd Avg Pay	Average Salary Range			Avg Weekly Overtime
								Min	Mid	Max	
25 - 50	0	0	*	* * *	*	*	*	*	*	*	*
< 25	15	19	*	* * *	\$34,320	\$32,000	\$31,858	\$30,315	\$37,634	\$43,935	12

### Job S220 - Small System Meter Reader

Summary of All Reported Data by Ownership/Management Type

Scope	# of Utilities	# of Employees	Avg. # of Ees Sup	Exempt E / N / U	50th Percentile	Co Wtd Avg Pay	Employee Wtd Avg Pay	Average Salary Range			Avg Weekly Overtime
								Min	Mid	Max	
All	35	43	*	0% 89% 11%	\$35,482	\$37,792	\$36,987	\$35,314	\$41,146	\$48,319	9
Board Operated	11	13	*	0% 91% 9%	\$44,449	\$44,593	\$45,564	\$39,052	\$46,007	\$53,474	*
City/County	22	29	*	0% 86% 14%	\$32,536	\$33,513	\$33,038	\$32,714	\$38,100	\$44,659	12
Private	0	0	*	* * *	*	*	*	*	*	*	*
Other	2	1	*	* * *	*	*	*	*	*	*	*

Summary of All Reported Data by Population Size

Scope	# of Utilities	# of Employees	Avg. # of Ees Sup	Exempt E / N / U	50th Percentile	Co Wtd Avg Pay	Employee Wtd Avg Pay	Average Salary Range			Avg Weekly Overtime
								Min	Mid	Max	
5,000 - 9,999	15	18	*	0% 87% 13%	\$36,460	\$38,524	\$37,013	\$40,855	\$48,311	\$55,661	*
< 5,000	20	25	*	0% 90% 10%	\$35,482	\$37,304	\$36,968	\$31,752	\$36,847	\$43,914	8

Summary of All Reported Data by Total Employment

Scope	# of Utilities	# of Employees	Avg. # of Ees Sup	Exempt E / N / U	50th Percentile	Co Wtd Avg Pay	Employee Wtd Avg Pay	Average Salary Range			Avg Weekly Overtime
								Min	Mid	Max	
25 - 50	4	7	*	* * *	*	*	*	*	*	*	*
< 25	29	35	*	0% 86% 14%	\$35,000	\$36,223	\$35,658	\$34,105	\$39,586	\$46,748	10

### Job S230 - Small System Manager/Operator

Most common in more rural systems with limited staff. Responsible for supervising utility operations and personnel. Also responsible for oversight, operations, and maintenance of water and/or wastewater facilities including water and wastewater sampling and compliance reporting. Position requires a state operator's license.

Summary of All Reported Data by Ownership/Management Type

Scope	# of Utilities	# of Employees	Avg. # of Ees Sup	Exempt E / N / U	50th Percentile	Co Wtd Avg Pay	Employee Wtd Avg Pay	Average Salary Range			Avg Weekly Overtime
								Min	Mid	Max	
All	66	83	5	26% 62% 12%	\$59,934	\$58,952	\$56,742	\$48,186	\$56,696	\$66,327	11
Board Operated	25	34	4	24% 68% 8%	\$60,850	\$57,412	\$57,741	\$46,806	\$55,994	\$65,109	12
City/County	32	39	5	28% 56% 16%	\$56,794	\$58,328	\$54,402	\$48,153	\$56,574	\$66,809	11
Private	3	3	*	* * *	*	*	*	*	*	*	*
Other	6	7	*	17% 67% 16%	\$54,000	\$57,095	\$54,391	*	*	*	11

Summary of All Reported Data by Population Size

Scope	# of Utilities	# of Employees	Avg. # of Ees Sup	Exempt E / N / U	50th Percentile	Co Wtd Avg Pay	Employee Wtd Avg Pay	Average Salary Range			Avg Weekly Overtime
								Min	Mid	Max	
5,000 - 9,999	31	40	5	29% 58% 13%	\$61,578	\$61,558	\$59,645	\$48,412	\$57,041	\$66,589	15
< 5,000	35	43	5	23% 66% 11%	\$52,000	\$56,806	\$54,042	\$47,948	\$56,333	\$66,065	9

Summary of All Reported Data by Total Employment

Scope	# of Utilities	# of Employees	Avg. # of Ees Sup	Exempt E / N / U	50th Percentile	Co Wtd Avg Pay	Employee Wtd Avg Pay	Average Salary Range			Avg Weekly Overtime
								Min	Mid	Max	
25 - 50	2	5	*	* * *	*	*	*	*	*	*	*
< 25	61	76	4	26% 62% 12%	\$60,000	\$59,712	\$58,005	\$48,738	\$57,037	\$66,424	12

### Job S230 - Small System Manager/Operator

#### Summary of All Reported Data by AWWA Section

Scope	# of Utilities	# of Employees	Avg. # of Ees Sup	Exempt E/N/U	50th Percentile	Co Wtd Avg Pay	Employee Wtd Avg Pay	Average Salary Range			Avg Weekly Overtime
								Min	Mid	Max	
AKA	0	0	*	* * *	*	*	*	*	*	*	*
ALA	2	1	*	* * *	*	*	*	*	*	*	*
ARI	1	1	*	* * *	*	*	*	*	*	*	*
ATC	0	0	*	* * *	*	*	*	*	*	*	*
BRC	0	0	*	* * *	*	*	*	*	*	*	*
CAL	2	2	*	* * *	*	*	*	*	*	*	*
CHS	3	6	*	* * *	*	*	*	*	*	*	*
CON	1	1	*	* * *	*	*	*	*	*	*	*
FLA	2	1	*	* * *	*	*	*	*	*	*	*
GEO	0	0	*	* * *	*	*	*	*	*	*	*
HWI	0	0	*	* * *	*	*	*	*	*	*	*
ILL	2	4	*	* * *	*	*	*	*	*	*	*
IND	3	3	*	* * *	*	*	*	*	*	*	*
INT	0	0	*	* * *	*	*	*	*	*	*	*
IWA	2	2	*	* * *	*	*	*	*	*	*	*
KAN	1	1	*	* * *	*	*	*	*	*	*	*
KNT	7	10	*	14% 71% 15%	\$48,880	\$46,326	\$42,893	*	*	*	13
MEX	0	0	*	* * *	*	*	*	*	*	*	*
MIC	4	4	*	* * *	*	*	*	*	*	*	*
MIN	0	0	*	* * *	*	*	*	*	*	*	*
MOU	1	2	*	* * *	*	*	*	*	*	*	*
MTN	1	1	*	* * *	*	*	*	*	*	*	*
NDK	0	0	*	* * *	*	*	*	*	*	*	*
NEB	2	2	*	* * *	*	*	*	*	*	*	*
NEJ	0	0	*	* * *	*	*	*	*	*	*	*
NEW	4	5	*	* * *	*	*	*	*	*	*	*
NEY	5	5	*	0% 80% 20%	\$64,000	\$57,792	\$57,792	*	*	*	*
NOC	0	0	*	* * *	*	*	*	*	*	*	*
OHO	1	3	*	* * *	*	*	*	*	*	*	*
ONT	1	1	*	* * *	*	*	*	*	*	*	*
PAC	2	2	*	* * *	*	*	*	*	*	*	*
PEN	3	7	*	* * *	*	*	*	*	*	*	*
PRT	0	0	*	* * *	*	*	*	*	*	*	*
QUE	0	0	*	* * *	*	*	*	*	*	*	*
RMT	9	14	5	33% 67% 0%	\$70,000	\$66,151	\$58,538	\$46,135	\$53,303	\$67,833	23
SCR	1	1	*	* * *	*	*	*	*	*	*	*
SDK	0	0	*	* * *	*	*	*	*	*	*	*
SOW	0	0	*	* * *	*	*	*	*	*	*	*
TEX	1	1	*	* * *	*	*	*	*	*	*	*
VIR	2	2	*	* * *	*	*	*	*	*	*	*
WEC	0	0	*	* * *	*	*	*	*	*	*	*
WEV	0	0	*	* * *	*	*	*	*	*	*	*
WIS	1	1	*	* * *	*	*	*	*	*	*	*

### Job S230 - Small System Manager/Operator

Summary of All Reported Data by Ownership/Management Type

Scope	# of Utilities	# of Employees	Avg. # of Ees Sup	Exempt E / N / U	50th Percentile	Co Wtd Avg Pay	Employee Wtd Avg Pay	Average Salary Range			Avg Weekly Overtime
								Min	Mid	Max	
All	27	31	5	15% 70% 15%	\$60,016	\$58,636	\$55,429	\$49,627	\$58,585	\$67,261	14
Board Operated	9	11	5	* * *	\$49,464	\$50,815	\$47,689	\$45,298	\$52,687	*	20
City/County	13	14	6	* * *	\$60,016	\$61,218	\$58,600	\$52,479	\$62,818	\$75,908	9
Private	2	2	*	* * *	*	*	*	*	*	*	*
Other	3	4	*	* * *	*	*	*	*	*	*	*

Summary of All Reported Data by Population Size

Scope	# of Utilities	# of Employees	Avg. # of Ees Sup	Exempt E / N / U	50th Percentile	Co Wtd Avg Pay	Employee Wtd Avg Pay	Average Salary Range			Avg Weekly Overtime
								Min	Mid	Max	
5,000 - 9,999	14	16	4	* * *	\$63,393	\$60,080	\$55,398	\$50,134	\$58,768	\$67,724	16
< 5,000	13	15	6	* * *	\$58,000	\$57,303	\$55,462	\$48,867	\$58,310	\$66,567	11

Summary of All Reported Data by Total Employment

Scope	# of Utilities	# of Employees	Avg. # of Ees Sup	Exempt E / N / U	50th Percentile	Co Wtd Avg Pay	Employee Wtd Avg Pay	Average Salary Range			Avg Weekly Overtime
								Min	Mid	Max	
25 - 50	0	0	*	* * *	*	*	*	*	*	*	*
< 25	27	31	5	* * *	\$60,016	\$58,636	\$55,429	\$49,627	\$58,585	\$67,261	14

### Job S230 - Small System Manager/Operator

Summary of All Reported Data by Ownership/Management Type

Scope	# of Utilities	# of Employees	Avg. # of Ees Sup	Exempt E / N / U	50th Percentile	Co Wtd Avg Pay	Employee Wtd Avg Pay	Average Salary Range			Avg Weekly Overtime
								Min	Mid	Max	
All	39	52	5	33% 56% 11%	\$54,000	\$59,166	\$57,525	\$47,285	\$55,516	\$65,766	9
Board Operated	16	23	4	31% 63% 6%	\$62,197	\$61,122	\$62,548	\$47,644	\$57,831	\$70,304	8
City/County	19	25	5	32% 53% 15%	\$52,000	\$56,457	\$52,052	\$45,824	\$53,211	\$61,209	13
Private	1	1	*	* * *	*	*	*	*	*	*	*
Other	3	3	*	* * *	*	*	*	*	*	*	*

Summary of All Reported Data by Population Size

Scope	# of Utilities	# of Employees	Avg. # of Ees Sup	Exempt E / N / U	50th Percentile	Co Wtd Avg Pay	Employee Wtd Avg Pay	Average Salary Range			Avg Weekly Overtime
								Min	Mid	Max	
5,000 - 9,999	17	24	5	47% 47% 6%	\$60,397	\$62,666	\$62,476	\$47,002	\$55,628	\$65,660	13
< 5,000	22	28	4	23% 64% 13%	\$52,000	\$56,499	\$53,282	\$47,524	\$55,421	\$65,850	7

Summary of All Reported Data by Total Employment

Scope	# of Utilities	# of Employees	Avg. # of Ees Sup	Exempt E / N / U	50th Percentile	Co Wtd Avg Pay	Employee Wtd Avg Pay	Average Salary Range			Avg Weekly Overtime
								Min	Mid	Max	
25 - 50	2	5	*	* * *	*	*	*	*	*	*	*
< 25	34	45	4	35% 56% 9%	\$59,944	\$60,528	\$59,779	\$48,072	\$55,876	\$65,827	10



### Job S240 - Small System Operator I (Lead Operator, Shift Supervisor, Crew Leader)

In addition to plant and system operator duties, lead operators are responsible for oversight and collection of water or wastewater samples, compiling data for monthly operating reports, and crew oversight. Position requires a state operator's license.

Summary of All Reported Data by Ownership/Management Type

Scope	# of Utilities	# of Employees	Avg. # of Ees Sup	Exempt E / N / U	50th Percentile	Co Wtd Avg Pay	Employee Wtd Avg Pay	Average Salary Range			Avg Weekly Overtime
								Min	Mid	Max	
All	61	80	3	7% 80% 13%	\$52,000	\$50,854	\$50,725	\$43,983	\$51,744	\$60,448	7
Board Operated	28	41	2	7% 82% 11%	\$53,694	\$52,079	\$51,255	\$42,608	\$51,910	\$62,011	7
City/County	25	30	3	0% 84% 16%	\$48,440	\$50,636	\$50,351	\$43,088	\$50,239	\$58,116	8
Private	3	5	*	* * *	*	*	*	*	*	*	*
Other	5	4	*	20% 60% 20%	*	*	*	*	*	*	*

Summary of All Reported Data by Population Size

Scope	# of Utilities	# of Employees	Avg. # of Ees Sup	Exempt E / N / U	50th Percentile	Co Wtd Avg Pay	Employee Wtd Avg Pay	Average Salary Range			Avg Weekly Overtime
								Min	Mid	Max	
5,000 - 9,999	35	50	3	3% 91% 6%	\$52,520	\$51,589	\$51,093	\$42,742	\$49,983	\$58,418	7
< 5,000	26	30	3	12% 65% 23%	\$47,250	\$49,904	\$50,113	\$45,933	\$54,511	\$64,197	7

Summary of All Reported Data by Total Employment

Scope	# of Utilities	# of Employees	Avg. # of Ees Sup	Exempt E / N / U	50th Percentile	Co Wtd Avg Pay	Employee Wtd Avg Pay	Average Salary Range			Avg Weekly Overtime
								Min	Mid	Max	
25 - 50	4	9	*	* * *	*	*	*	*	*	*	*
< 25	54	68	3	6% 83% 11%	\$52,000	\$50,916	\$50,995	\$44,201	\$51,384	\$59,650	7

### Job S240 - Small System Operator I (Lead Operator, Shift Supervisor, Crew Leader)

#### Summary of All Reported Data by AWWA Section

Scope	# of Utilities	# of Employees	Avg. # of Ees Sup	Exempt E/N/U	50th Percentile	Co Wtd Avg Pay	Employee Wtd Avg Pay	Average Salary Range			Avg Weekly Overtime
								Min	Mid	Max	
AKA	0	0	*	* * *	*	*	*	*	*	*	*
ALA	0	0	*	* * *	*	*	*	*	*	*	*
ARI	1	1	*	* * *	*	*	*	*	*	*	*
ATC	0	0	*	* * *	*	*	*	*	*	*	*
BRC	0	0	*	* * *	*	*	*	*	*	*	*
CAL	2	3	*	* * *	*	*	*	*	*	*	*
CHS	1	5	*	* * *	*	*	*	*	*	*	*
CON	0	0	*	* * *	*	*	*	*	*	*	*
FLA	4	2	*	* * *	*	*	*	*	*	*	*
GEO	0	0	*	* * *	*	*	*	*	*	*	*
HWI	0	0	*	* * *	*	*	*	*	*	*	*
ILL	0	0	*	* * *	*	*	*	*	*	*	*
IND	5	5	*	20% 80% 0%	\$44,616	\$44,427	\$44,427	*	*	*	*
INT	2	1	*	* * *	*	*	*	*	*	*	*
IWA	2	2	*	* * *	*	*	*	*	*	*	*
KAN	1	1	*	* * *	*	*	*	*	*	*	*
KNT	4	6	*	* * *	*	*	*	*	*	*	*
MEX	0	0	*	* * *	*	*	*	*	*	*	*
MIC	3	3	*	* * *	*	*	*	*	*	*	*
MIN	1	1	*	* * *	*	*	*	*	*	*	*
MOU	0	0	*	* * *	*	*	*	*	*	*	*
MTN	0	0	*	* * *	*	*	*	*	*	*	*
NDK	0	0	*	* * *	*	*	*	*	*	*	*
NEB	3	4	*	* * *	*	*	*	*	*	*	*
NEJ	0	0	*	* * *	*	*	*	*	*	*	*
NEW	2	2	*	* * *	*	*	*	*	*	*	*
NEY	1	1	*	* * *	*	*	*	*	*	*	*
NOC	0	0	*	* * *	*	*	*	*	*	*	*
OHO	2	5	*	* * *	*	*	*	*	*	*	*
ONT	1	1	*	* * *	*	*	*	*	*	*	*
PAC	3	2	*	* * *	*	*	*	*	*	*	*
PEN	5	7	*	0% 60% 40%	\$61,360	\$59,666	\$59,025	*	*	*	*
PRT	0	0	*	* * *	*	*	*	*	*	*	*
QUE	0	0	*	* * *	*	*	*	*	*	*	*
RMT	7	14	*	0% 100% 0%	\$59,125	\$59,315	\$60,403	*	*	*	*
SCR	1	1	*	* * *	*	*	*	*	*	*	*
SDK	0	0	*	* * *	*	*	*	*	*	*	*
SOW	0	0	*	* * *	*	*	*	*	*	*	*
TEX	3	6	*	* * *	*	*	*	*	*	*	*
VIR	3	4	*	* * *	*	*	*	*	*	*	*
WEC	0	0	*	* * *	*	*	*	*	*	*	*
WEV	0	0	*	* * *	*	*	*	*	*	*	*
WIS	3	3	*	* * *	*	*	*	*	*	*	*

**Job S240 - Small System Operator I (Lead Operator, Shift Supervisor, Crew Leader)**

**Summary of All Reported Data by Ownership/Management Type**

Scope	# of Utilities	# of Employees	Avg. # of Ees Sup	Exempt E / N / U	50th Percentile	Co Wtd Avg Pay	Employee Wtd Avg Pay	Average Salary Range			Avg Weekly Overtime
								Min	Mid	Max	
All	22	27	3	9% 82% 9%	\$52,000	\$50,487	\$49,969	\$39,811	\$47,469	\$56,823	7
Board Operated	13	16	2	* * *	\$52,000	\$49,347	\$46,042	\$43,232	\$50,566	\$59,018	7
City/County	7	7	*	* * *	*	*	*	*	*	*	*
Private	2	4	*	* * *	*	*	*	*	*	*	*
Other	0	0	*	* * *	*	*	*	*	*	*	*

**Summary of All Reported Data by Population Size**

Scope	# of Utilities	# of Employees	Avg. # of Ees Sup	Exempt E / N / U	50th Percentile	Co Wtd Avg Pay	Employee Wtd Avg Pay	Average Salary Range			Avg Weekly Overtime
								Min	Mid	Max	
5,000 - 9,999	15	18	2	* * *	\$52,260	\$50,128	\$48,413	\$37,773	\$44,931	\$54,650	7
< 5,000	7	9	*	* * *	\$47,500	\$51,104	\$53,081	*	*	*	*

**Summary of All Reported Data by Total Employment**

Scope	# of Utilities	# of Employees	Avg. # of Ees Sup	Exempt E / N / U	50th Percentile	Co Wtd Avg Pay	Employee Wtd Avg Pay	Average Salary Range			Avg Weekly Overtime
								Min	Mid	Max	
25 - 50	0	0	*	* * *	*	*	*	*	*	*	*
< 25	21	26	3	* * *	\$52,260	\$50,681	\$50,083	\$39,811	\$47,469	\$56,823	7

### Job S240 - Small System Operator I (Lead Operator, Shift Supervisor, Crew Leader)

Summary of All Reported Data by Ownership/Management Type

Scope	# of Utilities	# of Employees	Avg. # of Ees Sup	Exempt E / N / U	50th Percentile	Co Wtd Avg Pay	Employee Wtd Avg Pay	Average Salary Range			Avg Weekly Overtime
								Min	Mid	Max	
All	39	53	3	5% 79% 16%	\$51,500	\$51,047	\$51,111	\$45,175	\$52,965	\$61,791	7
Board Operated	15	25	3	7% 73% 20%	\$55,244	\$54,447	\$54,592	\$42,324	\$52,521	\$63,807	6
City/County	18	23	4	0% 89% 11%	\$48,004	\$50,123	\$48,914	\$45,012	\$51,939	\$59,426	8
Private	1	1	*	* * *	*	*	*	*	*	*	*
Other	5	4	*	20% 60% 20%	*	*	*	*	*	*	*

Summary of All Reported Data by Population Size

Scope	# of Utilities	# of Employees	Avg. # of Ees Sup	Exempt E / N / U	50th Percentile	Co Wtd Avg Pay	Employee Wtd Avg Pay	Average Salary Range			Avg Weekly Overtime
								Min	Mid	Max	
5,000 - 9,999	20	32	4	0% 95% 5%	\$53,485	\$52,512	\$52,600	\$45,061	\$52,340	\$60,678	6
< 5,000	19	21	2	11% 63% 26%	\$45,775	\$49,410	\$48,841	\$45,307	\$53,686	\$63,182	7

Summary of All Reported Data by Total Employment

Scope	# of Utilities	# of Employees	Avg. # of Ees Sup	Exempt E / N / U	50th Percentile	Co Wtd Avg Pay	Employee Wtd Avg Pay	Average Salary Range			Avg Weekly Overtime
								Min	Mid	Max	
25 - 50	4	9	*	* * *	*	*	*	*	*	*	*
< 25	33	42	2	6% 82% 12%	\$52,000	\$51,052	\$51,560	\$45,728	\$52,746	\$60,935	7

### Job S250 - Small System Operator II (Plant Operator)

Responsible for routine operation and maintenance of water and wastewater facilities including treatment, processes, wells, facility repairs, compliance sampling and testing, and possible repairs in the distribution or collection system. May provide supervision for contract and nonlicensed workers. Position requires a state operator's license.

Summary of All Reported Data by Ownership/Management Type

Scope	# of Utilities	# of Employees	Avg. # of Ees Sup	Exempt E / N / U	50th Percentile	Co Wtd Avg Pay	Employee Wtd Avg Pay	Average Salary Range			Avg Weekly Overtime
								Min	Mid	Max	
All	88	218	3	3% 80% 17%	\$46,121	\$47,804	\$46,223	\$39,670	\$46,741	\$53,909	6
Board Operated	40	107	*	5% 80% 15%	\$48,573	\$50,150	\$47,144	\$42,234	\$50,605	\$58,919	4
City/County	39	83	*	3% 79% 18%	\$43,250	\$45,765	\$44,517	\$37,883	\$44,255	\$50,509	9
Private	2	16	*	* * *	*	*	*	*	*	*	*
Other	7	12	*	0% 86% 14%	\$40,000	\$44,528	\$45,604	\$36,189	\$41,067	\$48,581	11

Summary of All Reported Data by Population Size

Scope	# of Utilities	# of Employees	Avg. # of Ees Sup	Exempt E / N / U	50th Percentile	Co Wtd Avg Pay	Employee Wtd Avg Pay	Average Salary Range			Avg Weekly Overtime
								Min	Mid	Max	
5,000 - 9,999	45	117	*	4% 82% 14%	\$49,331	\$50,184	\$46,521	\$43,109	\$50,025	\$57,316	7
< 5,000	43	101	*	2% 77% 21%	\$41,898	\$45,242	\$45,878	\$36,117	\$43,230	\$50,385	6

Summary of All Reported Data by Total Employment

Scope	# of Utilities	# of Employees	Avg. # of Ees Sup	Exempt E / N / U	50th Percentile	Co Wtd Avg Pay	Employee Wtd Avg Pay	Average Salary Range			Avg Weekly Overtime
								Min	Mid	Max	
25 - 50	4	17	*	* * *	*	*	*	*	*	*	*
< 25	81	199	3	4% 80% 16%	\$46,280	\$48,126	\$46,719	\$39,577	\$46,232	\$53,058	7

# American Water Works Association - Small - 2019

All Participants

Job S250 - Small System Operator II (Plant Operator)

Summary of All Reported Data by AWWA Section

Scope	# of Utilities	# of Employees	Avg. # of Ees Sup	Exempt E/N/U	50th Percentile	Co Wtd Avg Pay	Employee Wtd Avg Pay	Average Salary Range			Avg Weekly Overtime
								Min	Mid	Max	
AKA	0	0	*	* * *	*	*	*	*	*	*	*
ALA	0	0	*	* * *	*	*	*	*	*	*	*
ARI	1	1	*	* * *	*	*	*	*	*	*	*
ATC	0	0	*	* * *	*	*	*	*	*	*	*
BRC	0	0	*	* * *	*	*	*	*	*	*	*
CAL	7	8	*	0% 100% 0%	\$47,840	\$49,680	\$52,502	\$41,862	\$49,326	\$57,252	*
CHS	2	13	*	* * *	*	*	*	*	*	*	*
CON	1	1	*	* * *	*	*	*	*	*	*	*
FLA	3	2	*	* * *	*	*	*	*	*	*	*
GEO	0	0	*	* * *	*	*	*	*	*	*	*
HWI	0	0	*	* * *	*	*	*	*	*	*	*
ILL	1	2	*	* * *	*	*	*	*	*	*	*
IND	4	4	*	* * *	*	*	*	*	*	*	*
INT	0	0	*	* * *	*	*	*	*	*	*	*
IWA	3	8	*	* * *	*	*	*	*	*	*	*
KAN	2	14	*	* * *	*	*	*	*	*	*	*
KNT	6	21	*	0% 100% 0%	\$39,739	\$39,006	\$39,304	*	*	*	*
MEX	0	0	*	* * *	*	*	*	*	*	*	*
MIC	6	19	*	0% 100% 0%	\$41,500	\$40,974	\$40,658	\$37,286	\$40,440	\$45,704	*
MIN	1	1	*	* * *	*	*	*	*	*	*	*
MOU	1	8	*	* * *	*	*	*	*	*	*	*
MTN	1	3	*	* * *	*	*	*	*	*	*	*
NDK	0	0	*	* * *	*	*	*	*	*	*	*
NEB	2	2	*	* * *	*	*	*	*	*	*	*
NEJ	1	1	*	* * *	*	*	*	*	*	*	*
NEW	7	11	*	14% 71% 15%	\$55,000	\$54,048	\$56,862	*	*	*	3
NEY	0	0	*	* * *	*	*	*	*	*	*	*
NOC	0	0	*	* * *	*	*	*	*	*	*	*
OHO	5	11	*	0% 80% 20%	\$37,960	\$41,202	\$40,580	\$32,949	\$39,406	\$46,687	*
ONT	1	3	*	* * *	*	*	*	*	*	*	*
PAC	3	6	*	* * *	*	*	*	*	*	*	*
PEN	8	18	*	0% 50% 50%	\$55,450	\$54,552	\$52,856	\$47,601	*	*	4
PRT	0	0	*	* * *	*	*	*	*	*	*	*
QUE	0	0	*	* * *	*	*	*	*	*	*	*
RMT	5	21	*	0% 80% 20%	*	*	*	*	*	*	*
SCR	1	6	*	* * *	*	*	*	*	*	*	*
SDK	0	0	*	* * *	*	*	*	*	*	*	*
SOW	0	0	*	* * *	*	*	*	*	*	*	*
TEX	5	9	*	0% 100% 0%	\$30,269	\$37,643	\$34,353	*	*	*	*
VIR	4	20	*	* * *	*	*	*	*	*	*	*
WEC	0	0	*	* * *	*	*	*	*	*	*	*
WEV	0	0	*	* * *	*	*	*	*	*	*	*
WIS	4	5	*	* * *	*	*	*	*	*	*	*

### Job S250 - Small System Operator II (Plant Operator)

Summary of All Reported Data by Ownership/Management Type

Scope	# of Utilities	# of Employees	Avg. # of Ees Sup	Exempt E / N / U	50th Percentile	Co Wtd Avg Pay	Employee Wtd Avg Pay	Average Salary Range			Avg Weekly Overtime
								Min	Mid	Max	
All	23	52	*	4% 83% 13%	\$50,000	\$49,611	\$49,642	\$41,957	\$49,766	\$57,606	8
Board Operated	12	25	*	* * *	\$49,262	\$48,259	\$45,730	\$43,322	\$50,613	\$58,231	6
City/County	7	9	*	* * *	\$55,000	\$55,162	\$61,244	*	*	*	*
Private	1	15	*	* * *	*	*	*	*	*	*	*
Other	3	3	*	* * *	*	*	*	*	*	*	*

Summary of All Reported Data by Population Size

Scope	# of Utilities	# of Employees	Avg. # of Ees Sup	Exempt E / N / U	50th Percentile	Co Wtd Avg Pay	Employee Wtd Avg Pay	Average Salary Range			Avg Weekly Overtime
								Min	Mid	Max	
5,000 - 9,999	15	27	*	* * *	\$52,244	\$48,985	\$46,314	\$42,777	\$49,016	\$55,642	9
< 5,000	8	25	*	* * *	\$48,920	\$50,629	\$53,236	*	*	*	*

Summary of All Reported Data by Total Employment

Scope	# of Utilities	# of Employees	Avg. # of Ees Sup	Exempt E / N / U	50th Percentile	Co Wtd Avg Pay	Employee Wtd Avg Pay	Average Salary Range			Avg Weekly Overtime
								Min	Mid	Max	
25 - 50	0	0	*	* * *	*	*	*	*	*	*	*
< 25	23	52	*	* * *	\$50,000	\$49,611	\$49,642	\$41,957	\$49,766	\$57,606	8

### Job S250 - Small System Operator II (Plant Operator)

Summary of All Reported Data by Ownership/Management Type

Scope	# of Utilities	# of Employees	Avg. # of Ees Sup	Exempt E / N / U	50th Percentile	Co Wtd Avg Pay	Employee Wtd Avg Pay	Average Salary Range			Avg Weekly Overtime
								Min	Mid	Max	
All	65	166	*	3% 78% 19%	\$44,169	\$47,172	\$45,152	\$38,989	\$45,820	\$52,864	6
Board Operated	28	82	*	4% 75% 21%	\$48,573	\$50,960	\$47,576	\$41,776	\$50,601	\$59,186	4
City/County	32	74	*	3% 81% 16%	\$40,000	\$44,024	\$42,482	\$37,110	\$42,786	\$48,465	9
Private	1	1	*	* * *	*	*	*	*	*	*	*
Other	4	9	*	* * *	*	*	*	*	*	*	*

Summary of All Reported Data by Population Size

Scope	# of Utilities	# of Employees	Avg. # of Ees Sup	Exempt E / N / U	50th Percentile	Co Wtd Avg Pay	Employee Wtd Avg Pay	Average Salary Range			Avg Weekly Overtime
								Min	Mid	Max	
5,000 - 9,999	30	90	*	3% 80% 17%	\$47,000	\$50,721	\$46,583	\$43,267	\$50,505	\$58,033	5
< 5,000	35	76	*	3% 77% 20%	\$40,000	\$43,852	\$43,457	\$35,534	\$41,885	\$48,523	6

Summary of All Reported Data by Total Employment

Scope	# of Utilities	# of Employees	Avg. # of Ees Sup	Exempt E / N / U	50th Percentile	Co Wtd Avg Pay	Employee Wtd Avg Pay	Average Salary Range			Avg Weekly Overtime
								Min	Mid	Max	
25 - 50	4	17	*	* * *	*	*	*	*	*	*	*
< 25	58	147	*	3% 79% 18%	\$44,169	\$47,548	\$45,685	\$38,783	\$45,025	\$51,616	6



# **Attachment 9**

**Lighthouse Utilities Co Inc**  
**Transaction Detail By Account**  
 January through December 2018

Type	Date	Num	Name	Memo	Debit	Balance
<b>Water Treatment</b>						
<b>Water Sample Test</b>						
Check	01/05/2018	5485	The Water Spigot Inc	17-4832	140.00	140.00
Check	01/22/2018	5505	The Water Spigot Inc	18-0228	140.00	280.00
Check	02/06/2018	5550	The Water Spigot Inc	18-0335	135.00	415.00
Check	02/28/2018	5599	The Water Spigot Inc	18-0644	80.00	495.00
Check	02/28/2018	5599	The Water Spigot Inc	18-0681	140.00	635.00
Check	03/13/2018	5626	The Water Spigot Inc	18-0830	350.00	985.00
Check	03/29/2018	5654	The Water Spigot Inc	18-0939	140.00	1,125.00
Check	04/30/2018	5726	The Water Spigot Inc	18-1480	160.00	1,285.00
Check	05/30/2018	5783	The Water Spigot Inc	18-1776	120.00	1,405.00
Check	06/08/2018	5807	The Water Spigot Inc	18-1931	80.00	1,485.00
Check	06/18/2018	5813	The Water Spigot Inc	18-2014	600.00	2,085.00
Check	06/18/2018	5813	The Water Spigot Inc	18-2071	40.00	2,125.00
Check	06/26/2018	5826	The Water Spigot Inc	18-2095	350.00	2,475.00
Check	07/02/2018	5849	The Water Spigot Inc	18-2245	120.00	2,595.00
Check	07/02/2018	5849	The Water Spigot Inc	18-1713	90.00	2,685.00
Check	07/02/2018	5849	The Water Spigot Inc	18-1745	40.00	2,725.00
Check	07/02/2018	5849	The Water Spigot Inc	18-1787	200.00	2,925.00
Check	07/20/2018	5887	The Water Spigot Inc	18-2429	600.00	3,525.00
Check	07/24/2018	5902	The Water Spigot Inc	18-2506	80.00	3,605.00
Check	07/30/2018	5929	The Water Spigot Inc	18-2564	120.00	3,725.00
Check	08/22/2018	5949	The Water Spigot Inc	18-2853	45.00	3,770.00
Check	08/22/2018	5949	The Water Spigot Inc	18-2898	120.00	3,890.00
Check	09/20/2018	6009	The Water Spigot Inc	18-2609	200.00	4,090.00
Check	09/20/2018	6009	The Water Spigot Inc	18-3275	80.00	4,170.00
Check	09/20/2018	6009	The Water Spigot Inc	18-3315	350.00	4,520.00
Check	09/20/2018	6009	The Water Spigot Inc	18-3388	160.00	4,680.00
Check	09/27/2018	6018	The Water Spigot Inc	18-3367	15.00	4,695.00
Check	10/01/2018	6043	The Water Spigot Inc	18-3589	120.00	4,815.00
Check	10/08/2018	6049	The Water Spigot Inc	18-3610	30.00	4,845.00
Check	10/08/2018	6049	The Water Spigot Inc	18-3623	80.00	4,925.00
Check	11/20/2018	6107	The Water Spigot Inc	18-3745	120.00	5,045.00
Total Water Sample Test					5,045.00	5,045.00
Total Water Treatment					5,045.00	5,045.00
<b>TOTAL</b>					<b>5,045.00</b>	<b>5,045.00</b>

Contractual Services

Florida Public Service Commission

Company: Lighthouse Utilities Company, Inc  
 Docket No.: 20190118-WU  
 Test Year Ended: December 31, 2018

Schedule: B-9  
 Page 1 of 1  
 Preparer: Michael D McKenzie, CPA

Explanation: Provide a complete list of outside services which were incurred during the test year. List by type of service, such as accounting, engineering or legal, and provide specific detail of work performed by each consultant and the associated cost breakdown by items. Provide amounts separated by system and method of allocation if appropriate. Specific detail is not necessary for charges which are less than 2% of the test year revenues for that system. Do not include rate case expense charges.

(1) Line No.	(2) Consultant	(3) Type of Service	(4) Amount	(5) Description of Work Performed
1	Roberson & Associales	632-Contract Svs - Accounting	11,000	Tax return, accounting, annual report prep
2	Clemons & Pierce, Inc	632-Contract Svs - Other	1,650	401 k plan admin fees
3	SDEJEE/LLC	632-Contract Svs - Other	39,292	Bookkeeping
4				
5	Rish, Gibson & Scholz	633-Contract Svs - Legal	3,750	Cellular tower lease review
6	Holland & Knight	633 - Contract Svs - Legal	18,865	Legal
7				
8	The Water Spigot Inc	635-Contract Svs - Testing	5,045	Water testing
9				
10	Ann Pope	636-Contract Svs - Other	420	Prepared mailout
11	Laura Baxley	636-Contract Svs - Other	500	Christmas Bonus
12	Steven Bode	636-Contract Svs - Other	840	Fuel
13	US Postal Services	636-Contract Svs - Other	11,094	Postage
14	Sunshine State One Call	636-Contract Svs - Other	1356	
15	Bo Knows	636-Contract Svs - Other	180	Pest Control
16	Ampstun Corporation	636-Contract Svs - Other	1875	
17	Bluewater iNet Group	636-Contract Svs - Other	237	
18	Barrier Dunes, HOA	636-Contract Svs - Other	1450	Driveway Repairs
19	Combs Construction, Inc	636-Contract Svs - Other	125	Repairs
20	Garrett's Backhoe and Tract	636-Contract Svs - Other	21419	Repairs
21	Gulf Coast Property Service	636-Contract Svs - Other	250	Repairs
22	Kenny Strange Electric	636-Contract Svs - Other	7810	Repairs
23	M.A.D. Forgotten Coast Svs	636-Contract Svs - Other	850	Repairs
24	White's Wrecker	636-Contract Svs - Other	600	Repairs
25	Williams's Plumbing Svs Inc	636-Contract Svs - Other	2310	Repairs
26	Consolidated Comm.	636-Contract Svs - Other	2865	Telephone
27	Fairpoint Comm.	636-Contract Svs - Other	562	Telephone
28	Gulf Coast Real Estate Groi	636-Contract Svs - Other	3600	
29	Matthew Pope	636-Contract Svs - Other	109	
30	Verizon Wireless	636-Contract Svs - Other	2570	Telephone
31				
32				
33				
34				
35				
36				
37				
38				
39				
40				
41	TOTAL		139,624	
42				
43				
44				
45				
46	Reconciliation to annual report W-10(a)			
47				
48		632-Contract Svs - Accounting	50,942	
49				
50		633-Contract Svs - Legal	22,615	
51				
52		635-Contract Svs - Testing	5,045	
53				
54		636-Contract Svs - Other	61,022	
55				
56	TOTAL		139,624	

THE WATER SPIGOT, INC.

5806 EAST HWY 22  
PANAMA CITY, FL. 32404

# Invoice

Date	Invoice #
10/30/2018	18-3745

Bill To
Lighthouse Utilities PO Box 428 Port St. Joe, FL 32456

P.O. No.	Terms	Project
	ON RECEIPT	

-Quantity	Description	Rate	Amount
6	TOTAL COLIFORM WS18OCT03-017-001 THRU 017-006	20.00	120.00
THANK YOU		<b>Total</b>	\$120.00

THE WATER SPIGOT, INC.

5806 EAST HWY 22  
PANAMA CITY, FL. 32404

# Invoice

Date	Invoice #
10/03/2018	18-3623

<b>Bill To</b>
Lighthouse Utilities PO Box 428 Port St. Joe, FL. 32456

P.O. No.	Terms	Project
	ON RECEIPT	

Quantity	Description	Rate	Amount
4	TOTAL COLIFORM (BOIL WATER) WS18OCT01-009-001 THRU 009-002 WS18OCT01-011-001 THRU 011-002	20.00	80.00
THANK YOU		<b>Total</b>	\$80.00

THE WATER SPIGOT, INC.

5806 EAST HWY 22  
PANAMA CITY, FL. 32404

# Invoice

Date	Invoice #
10/02/2018	18-3610

Bill To
Lighthouse Utilities PO Box 428 Port St. Joe, FL 32456

P.O. No.	Terms	Project
	ON RECEIPT	

Quantity	Description	Rate	Amount
2	CHLORIDE WS18SE:P25-018-001 WS18SE:P28-006-001	15.00	30.00
THANK YOU		<b>Total</b>	\$30.00

THE WATER SPIGOT, INC.

5806 EAST HWY 22  
PANAMA CITY, FL. 32404

# Invoice

Date	Invoice #
09/28/2018	18-3589

<b>Bill To</b>
Lighthouse Utilities PO Box 428 Port St. Joe, FL. 32456

P.O. No.	Terms	Project
	ON RECEIPT	

Quantity	Description	Rate	Amount
6	TOTAL COLIFORM WS18SEP19-011-001 THRU 011-002 WS18SEP20-008-001 THRU 008-002 WS18SEP21-015-001 THRU 015-002	20.00	120.00
THANK YOU!		<b>Total</b>	\$120.00

THE WATER SPIGOT, INC.

5806 EAST HWY 22  
PANAMA CITY, FL. 32404

# Invoice

Date	Invoice #
09/17/2018	18-3367

<b>Bill To</b>
Lighthouse Utilities PO Box 428 Port St. Joe. FL 32456

P.O. No.	Terms	Project
	ON RECEIPT	

Quantity	Description	Rate	Amount
1	CHLORIDE WS18SEP12-038-001	15.00	15.00

THANK YOU	<b>Total</b>	\$15.00
-----------	--------------	---------



THE WATER SPIGOT, INC.

5806 EAST HWY 22  
PANAMA CITY, FL. 32404

# Invoice

Date	Invoice #
7/24/2018	18-2609

<b>Bill To</b>
Lighthouse Utilities PO Box 428 Port St. Joe, FL 32456

P.O. No.	Terms	Project
	ON RECEIPT	

Quantity	Description	Rate	Amount
1	WATER QUALITY FOR 16" RAW WELL TOC, DOC, UV ABSORPTION, TDS, ALKALINITY  SAMPLE # WS18JUN18-006-001  <i>Please check on this invoice Thanks Linda</i>	200.00	200.00
THANK YOU		<b>Total</b>	\$200.00

THE WATER SPIGOT, INC.

5806 EAST HWY 22  
PANAMA CITY, FL. 32404

# Invoice

Date	Invoice #
09/10/2018	18-3275

Bill To
Lighthouse Utilities PO Box 428 Port St. Joe, FL 32456

P.O. No.	Terms	Project
	ON RECEIPT	

Quantity	Description	Rate	Amount
4	TOTAL COLIFORM (BOIL WATER) WS18SEP07-015-001 THRU 015-002 WS18SEP07-016-001 THRU 015-002	20.00	80.00

THANK YOU	<b>Total</b>	\$80.00
-----------	--------------	---------

THE WATER SPIGOT, INC.

5806 EAST HWY 22  
PANAMA CITY, FL. 32404

# Invoice

Date	Invoice #
09/11/2018	18-3315

<b>Bill To</b>
Lighthouse Utilities PO Box 428 Port St. Joe, FL 32456

P.O. No.	Terms	Project
	ON RECEIPT	

Quantity	Description	Rate	Amount
2	DISINFECTION BY PRODUCTS RECEIVED 8/21/18 SAMPLE # WS18AUG21-004-001 THRU 004-002	175.00	350.00
THANK YOU			<b>Total</b> \$350.00

THE WATER SPIGOT, INC.

5806 EAST HWY 22  
PANAMA CITY, FL. 32404

# Invoice

Date	Invoice #
09/18/2018	18-3388

Bill To
Lighthouse Utilities PO Box 428 Port St. Joe, FL 32456

P.O. No.	Terms	Project
	ON RECEIPT	

Quantity	Description	Rate	Amount
8	TOTAL COLIFORM WS18SEP12-055-001 THRU 055-005 WS18SEP14-007-001 THRU 007-003	20.00	160.00
THANK YOU		<b>Total</b>	\$160.00

THE WATER SPIGOT, INC.

5806 EAST HWY 22  
PANAMA CITY, FL. 32404

# Invoice

Date	Invoice #
06/25/2018	18-2245

Bill To
Lighthouse Utilities PO Box 428 Port St. Joe, FL 32456

P.O. No.	Terms	Project
	ON RECEIPT	

Quantity	Description	Rate	Amount
6	TOTAL COLIFORM WS18JUN19-026-001 THRU 026-006	20.00	120.00
THANK YOU			<b>Total</b> \$120.00

THE WATER SPIGOT, INC.

5806 EAST HWY 22  
PANAMA CITY, FL. 32404

# Invoice

Date	Invoice #
05/22/2018	18-1713

Bill To
Lighthouse Utilities PO Box 428 Port St. Joe, FL 32456

P.O. No.	Terms	Project
	ON RECEIPT	

Quantity	Description	Rate	Amount
2	WATER QUALITY FOR TDS, CHLORIDE, SODIUM RECEIVED 4/13/18 SAMPLE # WS18APR13-012-001 THRU 012-002	45.00	90.00
THANK YOU		<b>Total</b>	\$90.00

THE WATER SPIGOT, INC.

5806 EAST HWY 22  
PANAMA CITY, FL. 32404

# Invoice

Date	Invoice #
05/23/2018	18-1745

Bill To
Lighthouse Utilities PO Box 428 Port St. Joe, FL 32456

P.O. No.	Terms	Project
	ON RECEIPT	

Quantity	Description	Rate	Amount
1	NITRATE, NITRITE WS18APR25-009-001	40.00	40.00
THANK YOU		<b>Total</b>	\$40.00

THE WATER SPIGOT, INC.

5806 EAST HWY 22  
PANAMA CITY, FL. 32404

# Invoice

Date	Invoice #
05/25/2018	18-1787

Bill To
Lighthouse Utilities PO Box 428 Port St. Joe, FL 32456

P.O. No.	Terms	Project
	ON RECEIPT	

Quantity	Description	Rate	Amount
1	WATER QUALITY FOR 16" RAW WELL TOC, DOC, UUV ABSORPTION, TDS, ALKALINITY SAMPLE RECEIVED 04/30/18 SAMPLE # WS18APR30-009-001	200.00	200.00
THANK YOU		<b>Total</b>	\$200.00



THE WATER SPIGOT, INC.

5806 EAST HWY 22  
PANAMA CITY, FL. 32404

# Invoice

Date	Invoice #
6/18/2018	18-2095

<b>Bill To</b>
Lighthouse Utilities PO Box 428 Port St. Joe, FL 32456

P.O. No.	Terms	Project
	ON RECEIPT	

Quantity	Description	Rate	Amount
2	DISINFECTION BY PRODUCTS RECEIVED 05/23/18 SAMPLE # WS18MAY23-003-001 THRU 003-002	175.00	350.00
THANK YOU			<b>Total</b> \$350.00

THE WATER SPIGOT, INC.

5806 EAST HWY 22  
PANAMA CITY, FL. 32404

# Invoice

Date	Invoice #
6/11/2018	18-2014

<b>Bill To</b>
Lighthouse Utilities PO Box 428 Port St. Joe, FL 32456

P.O. No.	Terms	Project
	ON RECEIPT	

Quantity	Description	Rate	Amount
3	WATER QUALITY FOR 16" RAW WELL TOC, DOC, UV ABSORPTION, TDS, ALKALINITY SAMPLE RECEIVED 05/07/18, 05/14/18, 05/21/18 SAMPLE # WS18MAY07-013-001 SAMPLE # WS18MAY14-014-001 SAMPLE # WS18MAY21-012-001	200.00	600.00
THANK YOU		<b>Total</b>	\$600.00

THE WATER SPIGOT, INC.

5806 EAST HWY 22  
PANAMA CITY, FL. 32404

# Invoice

Date	Invoice #
06/14/2018	18-2071

Bill To
Lighthouse Utilities PO Box 428 Port St. Joe, FL. 32456

P.O. No.	Terms	Project
	ON RECEIPT	

Quantity	Description	Rate	Amount
2	TOTAL COLIFORM (CLEARANCE) WS18JUN07-014-001 WS18JUN07-016-001	20.00	40.00
THANK YOU		<b>Total</b>	\$40.00

THE WATER SPIGOT, INC.

5806 EAST HWY 22  
PANAMA CITY, FL. 32404

# Invoice

Date	Invoice #
05/25/2018	18-1776

Bill To
Lighthouse Utilities PO Box 428 Port St. Joe, FL 32456

P.O. No.	Terms	Project
	ON RECEIPT	

Quantity	Description	Rate	Amount
6	TOTAL COLIFORM WS18MAY16-026-001 THRU 026-006	20.00	120.00
THANK YOU		<b>Total</b>	\$120.00

THE WATER SPIGOT, INC.

5806 EAST HWY 22  
PANAMA CITY, FL. 32404

# Invoice

Date	Invoice #
04/30/2018	18-1480

Bill To
Lighthouse Utilities PO Box 428 Port St. Joe. FL 32456

P.O. No.	Terms	Project
	ON RECEIPT	

Quantity	Description	Rate	Amount
8	TOTAL COLIFORM WS18APR23-010-001 THRU 010-007 WS18APR25-008-001	20.00	160.00
THANK YOU		<b>Total</b>	\$160.00

THE WATER SPIGOT, INC.

5806 EAST HWY 22  
PANAMA CITY, FL. 32404

# Invoice

Date	Invoice #
08/16/2018	18-2953

Bill To
Lighthouse Utilities PO Box 428 Port St. Joe, FL 32456

P.O. No.	Terms	Project
	ON RECEIPT	

Quantity	Description	Rate	Amount
1	WATER QUALITY FOR TDS, CHLORIDE, SODIUM RECEIVED 7/17/18 SAMPLE # WS18JUL17-012-001	45.00	45.00
THANK YOU		<b>Total</b>	\$45.00

THE WATER SPIGOT, INC.

5806 EAST HWY 22  
PANAMA CITY, FL. 32404

# Invoice

Date	Invoice #
08/13/2018	18-2898

Bill To
Lighthouse Utilities PO Box 428 Port St. Joe, FL 32456

P.O. No.	Terms	Project
	ON RECEIPT	

Quantity	Description	Rate	Amount
6	TOTAL COLIFORM WS18AUG08-068-001 THRU 068-006	20.00	120.00
THANK YOU		<b>Total</b>	\$120.00

THE WATER SPIGOT, INC.

5806 EAST HWY 22  
PANAMA CITY, FL. 32404

# Invoice

Date	Invoice #
07/20/2018	18-2564

<b>Bill To</b>
Lighthouse Utilities PO Box 428 Port St. Joe, FL 32456

P.O. No.	Terms	Project
	ON RECEIPT	

Quantity	Description	Rate	Amount
6	TOTAL COLIFORM WS18JUL17-056-001 THRU 056-006	20.00	120.00
THANK YOU		-	<b>Total</b> \$120.00



THE WATER SPIGOT, INC.

5806 EAST HWY 22  
PANAMA CITY, FL. 32404

# Invoice

Date	Invoice #
07/17/2018	18-2506

Bill To
Lighthouse Utilities PO Box 428 Port St. Joe, FL 32456

P.O. No.	Terms	Project
	ON RECEIPT	

Quantity	Description	Rate	Amount
4	TOTAL COLIFORM (BOIL WATER) WS18JUL11-026-001 THRU 026-002 WS18JUL11-027-001 THRU 027-002	20.00	80.00
THANK YOU		<b>Total</b>	\$80.00

THE WATER SPIGOT, INC.

5806 EAST HWY 22  
PANAMA CITY, FL. 32404

# Invoice

Date	Invoice #
07/12/2018	18-2429

<b>Bill To</b>
Lighthouse Utilities PO Box 428 Port St. Joe, FL 32456

*PAID*

P.O. No.	Terms	Project
	ON RECEIPT	

Quantity	Description	Rate	Amount
3	WATER QUALITY FOR 16" RAW WELL TOC, DOC, UV ABSORPTION, TDS, ALKALINITY  SAMPLE # WS18JUN11-009-001 SAMPLE # WS18MAY29-006-001 SAMPLE # WS18JUN04-011-001	200.00	600.00
THANK YOU		<b>Total</b>	\$600.00

THE WATER SPIGOT, INC.

5806 EAST HWY 22  
PANAMA CITY, FL. 32404

# Invoice

Date	Invoice #
7/12/2018	18-2429

Bill To
Lighthouse Utilities PO Box 428 Port St. Joe, FL 32456

P.O. No.	Terms	Project
	ON RECEIPT	

Quantity	Description	Rate	Amount
3	WATER QUALITY FOR 16" RAW WELL TOC, DOC, UUV ABSORPTION, TDS, ALKALINITY SAMPLE RECEIVED 06/11/18 SAMPLE # WS18JUN11-009-001	200.00	600.00
THANK YOU		<b>Total</b>	\$600.00

THE WATER SPIGOT, INC.

5806 EAST HWY 22  
PANAMA CITY, FL. 32404

# Invoice

Date	Invoice #
03/21/2018	18-0939

<b>Bill To</b>
Lighthouse Utilities PO Box 428 Port St. Joe, FL 32456

P.O. No.	Terms	Project
	ON RECEIPT	

Quantity	Description	Rate	Amount
7	TOTAL COLIFORM WS18MAR07-046-001 THRU 046-007	20.00	140.00
THANK YOU		<b>Total</b>	\$140.00

THE WATER SPIGOT, INC.

5806 EAST HWY 22  
PANAMA CITY, FL. 32404

# Invoice

Date	Invoice #
3/12/2018	18-0830

Bill To
Lighthouse Utilities PO Box 428 Port St. Joe, FL 32456

P.O. No.	Terms	Project
	ON RECEIPT	

Quantity	Description	Rate	Amount
2	DISINFECTION BY PRODUCTS RECEIVEVD 02/27/18 SAMPLE # AS18FEB27-003-001 THRU 003-002	175.00	350.00
THANK YOU		<b>Total</b>	\$350.00

THE WATER SPIGOT, INC.

5806 EAST HWY 22  
PANAMA CITY, FL. 32404

# Invoice

Date	Invoice #
02/23/2018	18-0681

Bill To
Lighthouse Utilities PO Box 428 Port St. Joe. FL 32456

P.O. No.	Terms	Project
	ON RECEIPT	

Quantity	Description	Rate	Amount
7	TOTAL COLIFORM WS18FEB21-015-001 THRU 015-007	20.00	140.00
THANK YOU		<b>Total</b>	\$140.00

THE WATER SPIGOT, INC.

5806 EAST HWY 22  
PANAMA CITY, FL. 32404

# Invoice

Date	Invoice #
02/21/2018	18-0644

<b>Bill To</b>
Lighthouse Utilities PO Box 428 Port St. Joe, FL. 32456

P.O. No.	Terms	Project
	ON RECEIPT	

Quantity	Description	Rate	Amount
4	TOTAL COLIFORM (BOIL WATER) WS18FEB20-010-001 THRU 020-002 WS18FEB20-011-001 THRU 011-002	20.00	80.00
THANK YOU		<b>Total</b>	\$80.00

THE WATER SPIGOT, INC.

5806 EAST HWY 22  
PANAMA CITY, FL. 32404

# Invoice

Date	Invoice #
01/18/2018	18-0228

Bill To
Lighthouse Utilities PO Box 428 Port St. Joe, FL 32456

P.O. No.	Terms	Project
	ON RECEIPT	

Quantity	Description	Rate	Amount
7	TOTAL COLIFORM WS18JAN16-020-001 THRU 030-007	20.00	140.00
THANK YOU		<b>Total</b>	\$140.00



THE WATER SPIGOT, INC.

5806 EAST HWY 22  
PANAMA CITY, FL. 32404

# Invoice

Date	Invoice #
12/26/2017	17-4832

Bill To
Lighthouse Utilities PO Box 428 Port St. Joe, FL. 32456

P.O. No.	Terms	Project
	ON RECEIPT	

Quantity	Description	Rate	Amount
7	TOTAL COLIFORM WS17DEC19-020-001 THRU 020-007	20.00	140.00
THANK YOU		<b>Total</b>	\$140.00

# **Attachment 10**

**Lighthouse Utilities Co Inc**  
**Transaction Detail By Account**  
 January through December 2018

Type	Date	Num	Name	Memo	Debit	Credit	Balance
<b>Water Treatment</b>							
<b>Chemicals &amp; Supplies</b>							
Check	01/05/2018	5483	Hawkins Inc	4199469	248.24		248.24
Check	01/05/2018	5483	Hawkins Inc	4200250	130.54		378.78
Check	01/22/2018	5509	Hawkins Inc	4209020	248.24		627.02
Check	02/05/2018	5548	Hawkins Inc	4216883	248.24		875.26
Check	02/08/2018	5556	USABlueBook	Inv No 474776	73.04		948.30
Check	02/14/2018	5563	Hawkins Inc	4221735	130.54		1,078.84
Check	02/14/2018	5563	Hawkins Inc	4221736	130.54		1,209.38
Check	03/07/2018	5617	Hawkins Inc	4236277	248.24		1,457.62
Check	04/25/2018	5713	Hawkins Inc	4262884	365.94		1,823.56
Check	04/30/2018	5738	Hawkins Inc	4267756	130.54		1,954.10
Check	05/30/2018	5781	Hawkins Inc	4280261	248.24		2,202.34
Check	05/31/2018	5792	USABlueBook	Inv No 570440	93.38		2,295.72
Check	05/31/2018	5792	USABlueBook	Inv No 576710	522.08		2,817.80
Deposit	05/31/2018			refund		117.70	2,700.10
Check	06/08/2018	5796	USABlueBook	Inv No 582593	15.57		2,715.67
Check	06/08/2018	5796	USABlueBook	Inv No 585307	249.63		2,965.30
Check	06/18/2018	5815	Hawkins Inc	4294266	248.24		3,213.54
Check	06/26/2018	5824	Hawkins Inc	4302012	248.24		3,461.78
Check	07/10/2018	5869	USABlueBook	Inv No 609317	255.55		3,717.33
Check	07/20/2018	5886	Hawkins Inc	4314284	248.24		3,965.57
Check	07/24/2018	5904	Hawkins Inc	4322942	254.44		4,220.01
Check	08/22/2018	5960	Hawkins Inc	4342557	248.24		4,468.25
Check	09/13/2018	5994	Hawkins Inc	4352270	248.24		4,716.49
Check	09/20/2018	6016	Hawkins Inc	4360234	130.54		4,847.03
Check	10/24/2018	6064	Hawkins Inc	4373316	248.24		5,095.27
Check	10/24/2018	6064	Hawkins Inc	7377069	248.24		5,343.51
Check	11/14/2018	6122	Hawkins Inc	4393221	130.54		5,474.05
Check	11/20/2018	6114	USABlueBook	Inv No 732026	990.34		6,464.39
Check	12/07/2018	6151	Hawkins Inc	4402643	248.24		6,712.63
Check	12/07/2018	6152	USABlueBook	Inv No 741273	42.64		6,755.27
Check	12/11/2018	6166	Hawkins Inc	4408092	130.54		6,885.81
Total Chemicals & Supplies					7,003.51	117.70	6,885.81
Total Water Treatment					7,003.51	117.70	6,885.81
<b>TOTAL</b>					<b>7,003.51</b>	<b>117.70</b>	<b>6,885.81</b>

Company: Lighthouse Utilities Company, Inc.  
 Docket No: 20190118-WU  
 Test Year Ended: December 31, 2018

Schedule: B-7  
 Page 1 of 1  
 Preparer: Michael D McKenzie, CPA

Explanation: Complete the following comparison of the applicant's current and prior test year O&M expenses before this Commission. Provide an explanation of all differences which are not attributable to the change in customer growth and the CPI-U. If the applicant has not had a previous rate case, use the year 5 years prior to the test year for comparison. Provide an additional schedule, if necessary, to explain differences.

Line No.	(1) Account No. and Name	(2) Prior TY 12/31/09	(3) Current TY 12/31/18	(4) Difference \$	(5) Difference %	(6) Explanation	
1	601 Salaries & Wages - Employees	121,438	143,479	22,041	18.15%	cost of living	
2	603 Salaries & Wages - Officers, Etc.	18,000	130,408	112,408	624.49%	BOD and officers	
3	604 Employee Pensions & Benefits	5,567	20,994	15,427	277.12%	relative to salaries	
4	610 Purchased Water	222	10,901	10,679	4810.36%	City of PSJ backup	
5	615 Purchased Power	37,310	51,649	14,339	38.43%	increased costs	
6	616 Fuel for Power Purchased	-	-	-	-	-	
7	618 Chemicals	5,557	6,888	1,329	23.92%	increased costs	
8	620 Materials & Supplies	12,028	74,137	62,109	516.37%	proper allocation	
9	631 Contractual Services - Engr.	-	-	-	-	-	
10	632 Contractual Services - Acct.	6,850	50,942	44,092	643.68%	outsourced function	
11	633 Contractual Services - Legal	306	22,615	22,309	7290.52%	increased needs	
12	634 Contractual Services - Mgmt, Fees	10,400	-	(10,400)	-100.00%	-	
13	635 Contractual Services - Testing	3,549	5,045	1,496	42.15%	-	
14	636 Contractual Services - Other	16,679	61,021	44,342	265.86%	proper allocation	
15	641 Rental of Building/Real Prop.	3,000	14,625	11,625	387.50%	rising costs	
16	642 Rental of Equipment	-	-	-	-	-	
17	650 Transportation Expenses	2,696	22,648	19,952	740.06%	rising costs	
18	656 Insurance - Vehicle	1,274	2,779	1,505	118.13%	rising costs	
19	657 Insurance - General Liability	9,265	1,438	(7,827)	-84.48%	-	
20	658 Insurance - Workman's Comp.	4,880	10,136	5,246	107.28%	rising costs	
21	659 Insurance - Other	-	10,672	10,672	-	includes Gen Liab	
22	660 Advertising Expense	1,105	3,101	1,996	180.63%	required legal ads	
23	666 Reg. Comm. Exp. - Rate Case Amort.	19,152	-	(19,152)	-100.00%	no recent rate case	
24	667 Reg. Comm. Exp. - Other	-	-	-	-	-	
25	670 Bad Debt Expense	-	-	-	-	-	
26	675 Miscellaneous Expenses	75,519	5,175	(70,344)	-93.15%	proper allocation	
27							
28	TOTAL	\$ 354,807	\$ 648,651	\$ 293,844	82.82%		
29							
30							
31	Total Customers	1,361	1,883	522			
32							
33	Consumer Price Index - U	260.7	344.5	562.9			
34							
35							
36							
37	<b>RECONCILIATION TO W-9 OF THE ANNUAL REPORT:</b>						
38							
39	Total above		1,883				
40	Overstatement of active customers on annual report						
41							
42	Total Water Operating Revenues per W-9		1,883				
43							

# USABlueBook<sup>®</sup>

Get the Best Treatment™

## INVOICE

INVOICE NO.	PAGE NO.
474776	1 of 1
CUSTOMER NO.	DATE
460092	01/25/18

Remit To:  
P.O. Box 9004  
Gurnee, IL 60031-9004  
TEL: (847) 689-3000  
FAX: (847) 689-3001  
TOLL FREE: 1-800-493-9876  
F.E.I.N.: 52-2418852

View online at: <http://usabluebook.billtrust.com>  
Web Enrollment Token: MKS HDW HKD

**BILL TO:** 460092  
2305 1 MB 0.424 E0221X I0285 D3264996333 S2 P5047597 0001.0001

SHIP TO: 2



LIGHTHOUSE UTILITY COMPANY  
PO BOX 428  
PORT ST JOE FL 32457-0428

LIGHTHOUSE UTILITY COMPANY  
\*\*\*NO SIGNATURE REQ'D\*\*\*  
7512 ALABAMA AVE  
PORT SAINT JOE FL 32456-6309  
USA

Ordered by: 0002 LARRY MCARDLE

Attention: 0002 LARRY MCARDLE

CUSTOMER P.O. NO.	SHIP DATE	SLP	TERMS	TAX CODE	SALES ORDER NO.	W/H	FREIGHT	SHIP VIA		
VERBAL LARRY	01/25/18	JOP	NET 30	FL	137331	44	PREPAID	UPS		
USA STOCK NO.	DESCRIPTION			ORDERED	SHIPPED	BACKORDER	U/M	PRICE	PER	EXTENSION
39058	Lead free Pressure Gauge 2 1/2 Liquid Filled 0-100 PSI			1	1	0	EA	42.95	EA	42.95

THANK YOU for your business!  
1.5% MONTHLY FINANCE CHARGE  
ON AMOUNTS 30 DAYS PAST DUE  
Discounts Apply to Merchandise Only

MERCHANDISE	MISCELLANEOUS	DISCOUNT	TAX	FREIGHT	TOTAL
42.95	0.00	0.00	2.58	27.51	73.04

Should it become necessary to refer your unpaid balance to a collection agency, a collection fee, not to exceed 25% of the balance referred; plus reasonable attorney's fees; and court costs when necessary, will be added to the balance due.

Please Detach and Return Bottom Portion to Insure Proper Credit to Your Account

# USABlueBook<sup>®</sup>

Get the Best Treatment™

\*\*\*\*IMPORTANT\*\*\*\*

Please include this customer #  
on the face of your remittance check.

INVOICE NO.	CUSTOMER NO.	DATE	TOTAL
474776	460092	01/25/18	73.04

LIGHTHOUSE UTILITY COMPANY  
PO BOX 428  
PORT ST JOE FL 32457-0428

### REMITTANCE ADDRESS

USABlueBook  
P.O. Box 9004  
Gurnee, IL 60031-9004

# USABlueBook

Get the Best Treatment™

## INVOICE

INVOICE NO.	PAGE NO.
576710	1 of 1
CUSTOMER NO.	DATE
460092	05/18/18

Remit To:  
P.O. Box 9004  
Gurnee, IL 60031-9004  
TEL: (847) 689-3000  
FAX: (847) 689-3001  
TOLL FREE: 1-800-493-9876  
F.E.I.N.: 52-2418852

View online at: <http://usabluebook.billtrust.com>  
Web Enrollment Token: MKS HDW HKD

BILL TO: 460092  
1642 1 MB 0.424 E0083X I0117 D3632708315 S2 P5373626 0001:0001

SHIP TO: 4



LIGHTHOUSE UTILITY COMPANY  
PO BOX 428  
PORT ST JOE FL 32457-0428

LIGHTHOUSE UTILITY COMPANY  
102 MONROE COURT  
PORT SAINT JOE FL 32456  
USA

Ordered by: 0005 MATTHEW POPE

Attention: 0005 MATTHEW POPE

CUSTOMER P.O. NO.	SHIP DATE	SLP	TERMS	TAX CODE	SALES ORDER NO.	W/H	FREIGHT	SHIP VIA	
VERBAL MATTHEW	05/18/18	GPB	NET 30	FL	202903	44	PREPAID	UPS	
USA STOCK NO.	DESCRIPTION		ORDERED	SHIPPED	BACKORDER	U/M	PRICE	PER	EXTENSION
77234	Hach Chlorine(HR) &pH PocketII Colorimeter 5870012 SDS VISIT WWW.USABLUEBOOK.COM Lot# A8064 Exp: 09/1 1		1	1	0	EA	466.00	EA	466.00

THANK YOU for your business!  
1.5% MONTHLY FINANCE CHARGE  
ON AMOUNTS 30 DAYS PAST DUE  
Discounts Apply to Merchandise Only

MERCHANDISE	MISCELLANEOUS	DISCOUNT	TAX	FREIGHT	TOTAL
466.00	0.00	0.00	27.96	28.12	522.08

Should it become necessary to refer your unpaid balance to a collection agency, a collection fee, not to exceed 25% of the balance referred; plus reasonable attorney's fees, and court costs when necessary, will be added to the balance due.

Please Detach and Return Bottom Portion to Insure Proper Credit to Your Account

# USABlueBook

Get the Best Treatment™

\*\*\*\*IMPORTANT\*\*\*\*

Please include this customer #  
on the face of your remittance check.

INVOICE NO.	CUSTOMER NO.	DATE	TOTAL
576710	460092	05/18/18	522.08

LIGHTHOUSE UTILITY COMPANY  
PO BOX 428  
PORT ST JOE FL 32457-0428

### REMITTANCE ADDRESS

USABlueBook  
P.O. Box 9004  
Gurnee, IL 60031-9004

# USABlueBook

Get the Best Treatment™

Remit To:  
 P.O. Box 9004  
 Gurnee, IL 60031-9004  
 TEL: (847) 689-3000  
 FAX: (847) 689-3001  
 TOLL FREE: 1-800-493-9876  
 F.E.I.N.: 52-2418852

## INVOICE

INVOICE NO.	PAGE NO.
570440	1 of 1
CUSTOMER NO.	DATE
460092	05/11/18

View online at: <http://usabluebook.billtrust.com>  
 Web Enrollment Token: MKS HDW HKD

BILL TO: 460092  
 766 1 MB 0.424 E0284X I0470 D3612555353 S2 P5357238 0001:0001

SHIP TO: 4



LIGHTHOUSE UTILITY COMPANY  
 PO BOX 428  
 PORT ST JOE FL 32457-0428

LIGHTHOUSE UTILITY COMPANY  
 102 MONROE COURT  
 PORT SAINT JOE FL 32456  
 USA

Ordered by: 0002 LARRY MCARDLE

Attention: MATTHEW POPE

CUSTOMER P.O. NO.	SHIP DATE	SLP	TERMS	TAX CODE	SALES ORDER NO.	W/H	FREIGHT	SHIP VIA		
VERBAL	05/11/18	DAV	NET 30	FL	198889	44	FXD/PPD	UPS		
USA STOCK NO.	DESCRIPTION			ORDERED	SHIPPED	BACKORDER	U/M	PRICE	PER	EXTENSION
30468	Phenol Red Spec Grade IL Solution 50 ml(2657512) 'CHECK EXPIRATION DATE'.			1	0	1	EA	14.69	EA	0.00
48711	pH Buffer 7.00 Colorless 25 mL 1222220 SDS VISIT WWW.USABLUEBOOK.COM Lot# A7145 Exp: 05/0			1	1	0	EA	17.29	EA	17.29
32850	Hach DPD 1 (Free) for 25 mL Sample 100/pk 1407099 SDS VISIT WWW.USABLUEBOOK.COM Lot# A8033 Exp: 02/0			2	2	0	EA	24.79	EA	49.58
	A8061 Exp: 03/0			1						

THANK YOU for your business!  
 1.5% MONTHLY FINANCE CHARGE  
 ON AMOUNTS 30 DAYS PAST DUE  
 Discounts Apply to Merchandise Only

MERCHANDISE	MISCELLANEOUS	DISCOUNT	TAX	FREIGHT	TOTAL
66.87	0.00	0.00	4.01	22.50	93.38

Should it become necessary to refer your unpaid balance to a collection agency, a collection fee, not to exceed 25% of the balance referred; plus reasonable attorney's fees; and court costs when necessary, will be added to the balance due.

Please Detach and Return Bottom Portion to Insure Proper Credit to Your Account

# USABlueBook

Get the Best Treatment™

\*\*\*\*IMPORTANT\*\*\*\*

Please include this customer #  
 on the face of your remittance check.

INVOICE NO.	CUSTOMER NO.	DATE	TOTAL
570440	460092	05/11/18	93.38

LIGHTHOUSE UTILITY COMPANY  
 PO BOX 428  
 PORT ST JOE FL 32457-0428

### REMITTANCE ADDRESS

USABlueBook  
 P.O. Box 9004  
 Gurnee, IL 60031-9004

# USABlueBook

Get the Best Treatment™

## INVOICE

INVOICE NO.	PAGE NO.
582593	1 of 1
CUSTOMER NO.	DATE
460092	05/25/18

Remit To:  
P.O. Box 9004  
Gurnee, IL 60031-9004  
TEL: (847) 689-3000  
FAX: (847) 689-3001  
TOLL FREE: 1-800-493-9876  
F.E.I.N.: 52-2418852

View online at: <http://usabluebook.billtrust.com>  
Web Enrollment Token: MKS HDW HKD

BILL TO: 460092  
1732 1 MB 0.424 E0282X 10418 03653000592 S2 P5394876 0001:0001

SHIP TO: 4



LIGHTHOUSE UTILITY COMPANY  
PO BOX 428  
PORT ST JOE FL 32457-0428

LIGHTHOUSE UTILITY COMPANY  
102 MONROE COURT  
PORT SAINT JOE FL 32456  
USA

Ordered by: 0002 LARRY MCARDLE

Attention: MATTHEW POPE

CUSTOMER P.O. NO.	SHIP DATE	SLP	TERMS	TAX CODE	SALES ORDER NO.	W/H	FREIGHT	SHIP VIA		
VERBAL	05/25/18	DAV	NET 30	FL	198889	44	FXD/PPD	UPS		
USA STOCK NO.	DESCRIPTION			ORDERED	SHIPPED	BACKORDER	U/M	PRICE	PER	EXTENSION
30468	Phenol Red Spec Grade IL Solution 50 ml(2657512) SDS VISIT WWW.USABLUEBOOK.COM Lot# 8124 Exp: 11/0 1 'CHECK EXPIRATION DATE'.			1	1	0	EA	14.69	EA	14.69

THANK YOU for your business!  
1.5% MONTHLY FINANCE CHARGE  
ON AMOUNTS 30 DAYS PAST DUE  
Discounts Apply to Merchandise Only

MERCHANDISE	MISCELLANEOUS	DISCOUNT	TAX	FREIGHT	TOTAL
14.69	0.00	0.00	0.88	0.00	15.57

Should it become necessary to refer your unpaid balance to a collection agency, a collection fee, not to exceed 25% of the balance referred; plus reasonable attorney's fees, and court costs when necessary, will be added to the balance due.

Please Detach and Return Bottom Portion to Insure Proper Credit to Your Account

# USABlueBook

Get the Best Treatment™

\*\*\*\*IMPORTANT\*\*\*\*  
Please include this customer #  
on the face of your remittance check.

INVOICE NO.	CUSTOMER NO.	DATE	TOTAL
582593	460092	05/25/18	15.57

LIGHTHOUSE UTILITY COMPANY  
PO BOX 428  
PORT ST JOE FL 32457-0428

### REMITTANCE ADDRESS

USABlueBook  
P.O. Box 9004  
Gurnee, IL 60031-9004



# USABlueBook

Get the Best Treatment™

## INVOICE

INVOICE NO.	PAGE NO.
585307	1 of 1
CUSTOMER NO.	DATE
460092	05/30/18

Remit To:  
P.O. Box 9004  
Gurnee, IL 60031-9004  
TEL: (847) 689-3000  
FAX: (847) 689-3001  
TOLL FREE: 1-800-493-9876  
F.E.I.N.: 52-2418852

View online at: <http://usabluebook.billtrust.com>  
Web Enrollment Token: MKS HDW HKD

**BILL TO:** 460092  
691 1 MB 0.424 E0181X I0238 D3664948384 S2 P5398972 0001:0001

**SHIP TO:** 4



LIGHTHOUSE UTILITY COMPANY  
PO BOX 428  
PORT ST JOE FL 32457-0428

LIGHTHOUSE UTILITY COMPANY  
102 MONROE COURT  
PORT SAINT JOE FL 32456  
USA

Ordered by: 0005 MATTHEW POPE

Attention: 0005 MATTHEW POPE

CUSTOMER P.O. NO.	SHIP DATE	SLP	TERMS	TAX CODE	SALES ORDER NO.	W/H	FREIGHT	SHIP VIA		
VERBAL	05/30/18	TJM	NET 30	FL	208356	44	PREPAID	UPS		
USA STOCK NO.	DESCRIPTION			ORDERED	SHIPPED	BACKORDER	U/M	PRICE	PER	EXTENSION
43792	SpecCheck HR DPD Chlorine Secondary Standards 2893300 SDS VISIT WWW.USABLUEBOOK.COM Lot# A8064 Exp: 03/0 1			1	1	0	EA	177.00	EA	177.00
77197	Hach pH Buffer 500mL 3-Pack w/ pH 10.01 7.00 4.01 2947600 SDS VISIT WWW.USABLUEBOOK.COM			1	1	0	EA	28.79	EA	28.79

**THANK YOU for your business!**  
1.5% MONTHLY FINANCE CHARGE  
ON AMOUNTS 30 DAYS PAST DUE  
Discounts Apply to Merchandise Only

MERCHANDISE	MISCELLANEOUS	DISCOUNT	TAX	FREIGHT	TOTAL
205.79	0.00	0.00	12.35	31.49	249.63

Should it become necessary to refer your unpaid balance to a collection agency, a collection fee, not to exceed 25% of the balance referred; plus reasonable attorney's fees; and court costs when necessary, will be added to the balance due.

Please Detach and Return Bottom Portion to Insure Proper Credit to Your Account

# USABlueBook


Get the Best Treatment™

**\*\*\*\*IMPORTANT\*\*\*\***  
Please include this customer #  
on the face of your remittance check.

INVOICE NO.	CUSTOMER NO.	DATE	TOTAL
585307	460092	05/30/18	249.63

LIGHTHOUSE UTILITY COMPANY  
PO BOX 428  
PORT ST JOE FL 32457-0428

### REMITTANCE ADDRESS



USABlueBook  
P.O. Box 9004  
Gurnee, IL 60031-9004

# USA BlueBook

Get the Best Treatment™

## INVOICE

INVOICE NO.	PAGE NO.
609317	1 of 1
CUSTOMER NO.	DATE
460092	06/26/18

Remit To:  
P.O. Box 9004  
Gurnee, IL 60031-9004  
TEL: (847) 689-3000  
FAX: (847) 689-3001  
TOLL FREE: 1-800-493-9876  
F.E.I.N.: 52-2418852

View online at: <http://usabluebook.billtrust.com>  
Web Enrollment Token: SZW KFZ PPW

**BILL TO:** 460092  
2211 1 MB 0.424 E0082X I0152 D3757733178 S2 P5500158 0001:0001

**SHIP TO:** 4



LIGHTHOUSE UTILITY COMPANY  
PO BOX 428  
PORT ST JOE FL 32457-0428

LIGHTHOUSE UTILITY COMPANY  
102 MONROE COURT  
PORT SAINT JOE FL 32456  
USA

Ordered by: 0005 MATTHEW POPE

Attention: 0005 MATTHEW POPE

CUSTOMER P.O. NO.	SHIP DATE	SLP	TERMS	TAX CODE	SALES ORDER NO.	W/H	FREIGHT	SHIP VIA		
VERBAL MATHEW	06/26/18	MMK	NET 30	FL	223709	44	PREPAID	UPS		
USA STOCK NO.	DESCRIPTION			ORDERED	SHIPPED	BACKORDER	U/M	PRICE	PER	EXTENSION
32477	Hach DPD 1 (Free) for 25 mL Sample 1000/pk (1407028) SDS VISIT WWW.USABLUEBOOK.COM Lot# A8107 Exp: 04/1 1			1	1	0	PK	212.00	PK	212.00

THANK YOU for your business!  
1.5% MONTHLY FINANCE CHARGE  
ON AMOUNTS 30 DAYS PAST DUE  
Discounts Apply to Merchandise Only

MERCHANDISE	MISCELLANEOUS	DISCOUNT	TAX	FREIGHT	TOTAL
212.00	0.00	0.00	12.72	30.83	255.55

Should it become necessary to refer your unpaid balance to a collection agency, a collection fee, not to exceed 25% of the balance referred; plus reasonable attorney's fees; and court costs when necessary, will be added to the balance due.

Please Detach and Return Bottom Portion to Insure Proper Credit to Your Account

# USA BlueBook

Get the Best Treatment™

\*\*\*\*IMPORTANT\*\*\*\*

Please include this customer #  
on the face of your remittance check.

INVOICE NO.	CUSTOMER NO.	DATE	TOTAL
609317	460092	06/26/18	255.55

LIGHTHOUSE UTILITY COMPANY  
PO BOX 428  
PORT ST JOE FL 32457-0428

### REMITTANCE ADDRESS

USA BlueBook  
P.O. Box 9004  
Gurnee, IL 60031-9004

# USA BlueBook®

**Get the Best Treatment™**

## INVOICE

INVOICE NO.	PAGE NO.
732026	1 of 1
CUSTOMER NO.	DATE
460092	11/07/18

Remit To:  
P.O. Box 9004  
Gurnee, IL 60031-9004  
TEL: (847) 689-3000  
FAX: (847) 689-3001  
TOLL FREE: 1-800-493-9876  
F.E.I.N.: 52-2418852

View online at: <http://usabluebook.billtrust.com>  
Web Enrollment Token: **SZW KFZ PPW**

**BILL TO:** 460092  
2062 1 MB 0.424 E0026X I0040 D4219921966 S2 P5888106 0001:0001

**SHIP TO:** 4



LIGHTHOUSE UTILITY COMPANY  
PO BOX 428  
PORT ST JOE FL 32457-0428

LIGHTHOUSE UTILITY COMPANY  
102 MONROE COURT  
PORT SAINT JOE FL 32456  
USA

Ordered by: 0005 MATTHEW POPE

Attention: 0005 MATTHEW POPE

CUSTOMER P.O. NO.	SHIP DATE	SLP	TERMS	TAX CODE	SALES ORDER NO.	W/H	FREIGHT	SHIP VIA	
VERBAL MATTHEW	11/07/18	TRO	NET 30	FL	301514	44	PREPAID	UPS	
USA STOCK NO.	DESCRIPTION		ORDERED	SHIPPED	BACKORDER	U/M	PRICE	PER	EXTENSION
30468	Phenol Red Spec Grade IL Solution 50 ml(2657512) CHECK EXPIRATION DATE		1	0	1	EA	15.29	EA	0.00
41050	Solinst 102 Water Level Meter P10 SS Probe 100'Marked Cable SDS VISIT WWW.USABLUEBOOK.COM		1	1	0	EA	388.00	EA	388.00
77234	Hach Chlorine(HR) &pH Pocketll Colorimeter 5870012 Lot# A8233 Exp: 03/3 1		1	1	0	EA	485.00	EA	485.00

**THANK YOU for your business!**  
**1.5% MONTHLY FINANCE CHARGE**  
**ON AMOUNTS 30 DAYS PAST DUE**  
**Discounts Apply to Merchandise Only**

MERCHANDISE	MISCELLANEOUS	DISCOUNT	TAX	FREIGHT	TOTAL
873.00	0.00	0.00	52.38	64.96	990.34

Should it become necessary to refer your unpaid balance to a collection agency, a collection fee, not to exceed 25% of the balance referred; plus reasonable attorney's fees; and court costs when necessary, will be added to the balance due.

**Please Detach and Return Bottom Portion to Insure Proper Credit to Your Account**

INVOICE NO.	PAGE NO.
741273	1 of 1
CUSTOMER NO.	DATE
460092	11/19/18

Remit To:  
P.O. Box 9004  
Gurnee, IL 60031-9004  
TEL: (847) 689-3000  
FAX: (847) 689-3001  
TOLL FREE: 1-800-493-9876  
F.E.I.N.: 52-2418852

View online at: <http://usabluebook.billtrust.com>  
Web Enrollment Token: SZW KFZ PPW

**BILL TO:** 460092  
1567 1 MB 0.424 E0024X I0030 D4253346798 S2 P5919760 0001:0001

**SHIP TO:** 4



LIGHTHOUSE UTILITY COMPANY  
PO BOX 428  
PORT ST JOE FL 32457-0428

LIGHTHOUSE UTILITY COMPANY  
102 MONROE COURT  
PORT SAINT JOE FL 32456  
USA

Ordered by: 0005 MATTHEW POPE

Attention: 0005 MATTHEW POPE

CUSTOMER P.O. NO.	SHIP DATE	SLP	TERMS	TAX CODE	SALES ORDER NO.	W/H	FREIGHT	SHIP VIA		
VERBAL MATTHEW	11/19/18	TRO	NET 30	FL	301514	44	PREPAID	UPS		
USA STOCK NO.	DESCRIPTION			ORDERED	SHIPPED	BACKORDER	U/M	PRICE	PER	EXTENSION
30468	Phenol Red Spec Grade IL Solution 50 ml(2657512) Lot# 8282 Exp: 04/1 1 CHECK EXPIRATION DATE			1	1	0	EA	15.29	EA	15.29

THANK YOU for your business!  
1.5% MONTHLY FINANCE CHARGE  
ON AMOUNTS 30 DAYS PAST DUE  
Discounts Apply to Merchandise Only

MERCHANDISE	MISCELLANEOUS	DISCOUNT	TAX	FREIGHT	TOTAL
15.29	0.00	0.00	0.92	26.43	42.64

Should it become necessary to refer your unpaid balance to a collection agency, a collection fee, not to exceed 25% of the balance referred; plus reasonable attorney's fees; and court costs when necessary, will be added to the balance due.

Please Detach and Return Bottom Portion to Insure Proper Credit to Your Account


\*\*\*\*IMPORTANT\*\*\*\*

Please include this customer #  
on the face of your remittance check.

INVOICE NO.	CUSTOMER NO.	DATE	TOTAL
741273	460092	11/19/18	42.64

LIGHTHOUSE UTILITY COMPANY  
PO BOX 428  
PORT ST JOE FL 32457-0428

**REMITTANCE ADDRESS**

  
USABlueBook  
P.O. Box 9004  
Gurnee, IL 60031-9004



Hawkins, Inc.  
2381 Rosegate  
Roseville, MN 55113  
Phone: (612) 331-6910

# INVOICE

Total Invoice	<b>\$248.24</b>
Invoice Number	4402643
Invoice Date	11/20/18
Sales Order Number/Type	2781766 SO
Branch Plant	80
Shipment Number	2955755

Sold To: 292264  
Lighthouse Utilities Co Inc.  
PO Box 428  
Port Saint Joe FL 32457

Ship To: 305375  
Lighthouse Utilities Co Inc.  
Well 2  
7521 CR 38  
Port St. Joe FL 32456

Net Due Date	Terms	FOB Description	Ship Via	Customer P.O.#	P.O. Release	Sales Agent #			
12/20/18	Net 30	PPD Origin	Hawkins			B80			
Line #	Item Number Cust Item #	Item Name/ Description	Tax	Qty Shipped	Trans UOM	Unit Price	Price UOM	Weight Net/Gross	Extended Price
2.000	44000	Chlorine (EPA-Regulated) 150 LB CYL	Y	2.0000 2.0000	CY CY	\$110.0000	CY	300.0 LB 544.0 GW	\$220.00
		Lot/SN: 33458-1		Lot Expiration Date 9/21/25					
2.001	699913V	150LB Vendor Chlorine Cylinder CYL 3AA480	N	2.0000 2.0000	CY RT	\$0.0000	RT	200.0 LB 200.0 GW	\$0.00
		Related Order #: 2781766							
2.010	Fuel Surcharge	Freight	Y	1.0000	EA	\$12.0000			\$12.00

\*\*\*\*\* Electronic Billing Now Available. \*\*\*\*\*

Please contact our Accounts Receivable Department via email at [Credit.Dept@HawkinsInc.com](mailto:Credit.Dept@HawkinsInc.com)  
or call 612-331-6910 to get it setup on your account.

Page 1 of 1

Tax Rate  
7 %

Sales Tax  
\$16.24

Invoice Total

**\$248.24**

**No Discounts on Freight or Containers**

**IMPORTANT:** All products are sold without warranty of any kind and purchasers will, by their own tests, determine suitability of such products for their own use. Seller warrants that all goods covered by this invoice were produced in compliance with the requirements of the Fair Labor Standards Act of 1938, as amended. Containers are to be paid for in full, as invoiced, and full refund will be made promptly, provided containers are returned to original point of shipment. Return freight charges to be prepaid. The containers returned must be the same originally shipped, and show no evidence of abuse, or use for purposes other than the storage of original containers. Seller specifically disclaims and excludes any warranty of merchantability and any warranty of fitness for a particular purpose.  
**NO CLAIMS FOR LOSS, DAMAGE OR LEAKAGE ALLOWED AFTER DELIVERY IS MADE IN GOOD CONDITION.**

Please  
Remit To:

**Hawkins, Inc.**  
**P.O. Box 860263**  
**Minneapolis, MN 55486-0263**

This contractor and subcontractor shall abide by the requirements of 41 CFR §560-1.4(a), 60-300.5(a) and 60-741.5(a). These regulations prohibit discrimination against qualified individuals based on their status as protected veterans or individuals with disabilities, and prohibit discrimination against all individuals based on their race, color, religion, sex, or national origin. Moreover, these regulations require that covered prime contractors and subcontractors take affirmative action to employ and advance in employment individuals without regard to race, color, religion, sex, national origin, protected veteran status or disability.



Hawkins, Inc.  
2381 Rosegate  
Roseville, MN 55113  
Phone: (612) 331-6910

# INVOICE

Total Invoice	<b>\$0.00</b>
Invoice Number	4402642
Invoice Date	11/20/18
Sales Order Number/Type	2781766 SO
Branch Plant	80
Shipment Number	2955753

Sold To: 292264  
Lighthouse Utilities Co Inc.  
PO Box 428  
Port Saint Joe FL 32457

Ship To: 305375  
Lighthouse Utilities Co Inc.  
Well 2  
7521 CR 38  
Port St. Joe FL 32456

Net Due Date	Terms	FOB Description	Ship Via	Customer P.O.#	P.O. Release	Sales Agent #
12/20/18	Net 30	PPD Origin				B80

Line #	Item Number Cust Item #	Item Name/ Description	Tax	Qty Shipped	Trans UOM	Unit Price	Price UOM	Weight Net/Gross	Extended Price
1.001	699913V	150LB Vendor Chlorine Cylinder	N	1.0000-	CY	\$0.0000	RT	100.0- LB	\$0.00
		CYL 3AA480		1.0000-	RT			100.0- GW	

Related Order #: 2781766

\*\*\*\*\* Electronic Billing Now Available.\*\*\*\*\*

Please contact our Accounts Receivable Department via email at [Credit.Dept@HawkinsInc.com](mailto:Credit.Dept@HawkinsInc.com)  
or call 612-331-6910 to get it setup on your account.

Page 1 of 1

Tax Rate  
0 %

Sales Tax  
\$0.00

Invoice Total

**\$0.00**

**No Discounts on Freight or Containers**

IMPORTANT: All products are sold without warranty of any kind and purchasers will, by their own tests, determine suitability of such products for their own use. Seller warrants that all goods covered by this invoice were produced in compliance with the requirements of the Fair Labor Standards Act of 1938, as amended. Containers are to be paid for in full, as invoiced, and full refund will be made promptly, provided containers are returned to original point of shipment. Return freight charges to be prepaid. The containers returned must be the same originally shipped, and show no evidence of abuse, or use for purposes other than the storage of original containers. Seller specifically disclaims and excludes any warranty of merchantability and any warranty of fitness for a particular purpose. NO CLAIMS FOR LOSS, DAMAGE OR LEAKAGE ALLOWED AFTER DELIVERY IS MADE IN GOOD CONDITION.

Please  
Remit To:

**Hawkins, Inc.**  
**P.O. Box 860263**  
**Minneapolis, MN 55486-0263**

This contractor and subcontractor shall abide by the requirements of 41 CFR §§60-1.4(a), 60-300.5(a) and 60-741.5(a). These regulations prohibit discrimination against qualified individuals based on their status as protected veterans or individuals with disabilities, and prohibit discrimination against all individuals based on their race, color, religion, sex, or national origin. Moreover, these regulations require that covered prime contractors and subcontractors take affirmative action to employ and advance in employment individuals without regard to race, color, religion, sex, national origin, protected veteran status or disability.



Hawkins, Inc.  
2381 Rosegate  
Roseville, MN 55113  
Phone: (612) 331-6910

# INVOICE

Total Invoice	<b>\$130.54</b>
Invoice Number	4408092
Invoice Date	12/3/18
Sales Order Number/Type	2788653 SO
Branch Plant	80
Shipment Number	2966435

Sold To: 292264  
Lighthouse Utilities Co Inc.  
PO Box 428  
Port Saint Joe FL 32457

Ship To: 305375  
Lighthouse Utilities Co Inc.  
Well 2  
7521 CR 38  
Port St. Joe FL 32456

Net Due Date	Terms	FOB Description	Ship Via	Customer P.O.#	P.O. Release	Sales Agent #			
1/2/19	Net 30	PPD Origin	Hawkins			B80			
Line #	Item Number Cust Item #	Item Name/ Description	Tax	Qty Shipped	Trans UOM	Unit Price	Price UOM	Weight Net/Gross	Extended Price
2.000	44000	Chlorine (EPA-Regulated) 150 LB CYL	Y	1.0000 1.0000	CY CY	\$110.0000	CY	150.0 LB 272.0 GW	\$110.00
		Lot/SN: 33458-1	Lot Expiration Date 9/21/25						
2.001	699913V	150LB Vendor Chlorine Cylinder CYL 3AA480	N	1.0000 1.0000	CY RT	\$0.0000	RT	100.0 LB 100.0 GW	\$0.00
Related Order #: 2788653									
2.010	Fuel Surcharge	Freight	Y	1.0000	EA	\$12.0000			\$12.00

\*\*\*\*\* Electronic Billing Now Available. \*\*\*\*\*

Please contact our Accounts Receivable Department via email at [Credit.Dept@HawkinsInc.com](mailto:Credit.Dept@HawkinsInc.com)  
or call 612-331-6910 to get it setup on your account.

Page 1 of 1

Tax Rate  
7 %

Sales Tax  
\$8.54

Invoice Total

**\$130.54**

**No Discounts on Freight or Containers**  
IMPORTANT: All products are sold without warranty of any kind and purchasers will, by their own tests, determine suitability of such products for their own use. Seller warrants that all goods covered by this invoice were produced in compliance with the requirements of the Fair Labor Standards Act of 1938, as amended. Containers are to be paid for in full, as invoiced, and full refund will be made promptly, provided containers are returned to original point of shipment. Return freight charges to be prepaid. The containers returned must be the same originally shipped, and show no evidence of abuse, or use for purposes other than the storage of original containers. Seller specifically disclaims and excludes any warranty of merchantability and any warranty of fitness for a particular purpose.  
**NO CLAIMS FOR LOSS, DAMAGE OR LEAKAGE ALLOWED AFTER DELIVERY IS MADE IN GOOD CONDITION**

Please  
Remit To:

**Hawkins, Inc.**  
**P.O. Box 860263**  
**Minneapolis, MN 55486-0263**

This contractor and subcontractor shall abide by the requirements of 41 CFR §560-1.4(a), 60-300.5(a) and 60-741.5(a). These regulations prohibit discrimination against qualified individuals based on their status as protected veterans or individuals with disabilities, and prohibit discrimination against all individuals based on their race, color, religion, sex, or national origin. Moreover, these regulations require that covered prime contractors and subcontractors take affirmative action to employ and advance in employment individuals without regard to race, color, religion, sex, national origin, protected veteran status or disability.



Hawkins, Inc.  
2381 Rosegate  
Roseville, MN 55113  
Phone: (612) 331-6910

# INVOICE

Total Invoice	<b>\$0.00</b>
Invoice Number	4408091
Invoice Date	12/3/18
Sales Order Number/Type	2788653 SO
Branch Plant	80
Shipment Number	2966434

Sold To: 292264  
Lighthouse Utilities Co Inc.  
PO Box 428  
Port Saint Joe FL 32457

Ship To: 305375  
Lighthouse Utilities Co Inc.  
Well 2  
7521 CR 38  
Port St. Joe FL 32456

Net Due Date	Terms	FOB Description	Ship Via	Customer P.O.#	P.O. Release	Sales Agent #			
1/2/19	Net 30	PPD Origin				B80			
Line #	Item Number Cust Item #	Item Name/ Description	Tax	Qty Shipped	Trans UOM	Unit Price	Price UOM	Weight Net/Gross	Extended Price
1.001	699913V	150LB Vendor Chlorine Cylinder	N	1.0000-	CY	\$0.0000	RT	100.0- LB	\$0.00
		CYL 3AA480		1.0000-	RT			100.0- GW	

Related Order #: 2788653

\*\*\*\*\* Electronic Billing Now Available.\*\*\*\*\*

Please contact our Accounts Receivable Department via email at [Credit.Dept@HawkinsInc.com](mailto:Credit.Dept@HawkinsInc.com)  
or call 612-331-6910 to get it setup on your account.

Page 1 of 1

Tax Rate  
0 %

Sales Tax  
\$0.00

Invoice Total

**\$0.00**

**No Discounts on Freight or Containers**

IMPORTANT: All products are sold without warranty of any kind and purchasers will, by their own tests, determine suitability of such products for their own use. Seller warrants that all goods covered by this invoice were produced in compliance with the requirements of the Fair Labor Standards Act of 1938, as amended. Containers are to be paid for in full, as invoiced, and full refund will be made promptly, provided containers are returned to original point of shipment. Return freight charges to be prepaid. The containers returned must be the same originally shipped, and show no evidence of abuse, or use for purposes other than the storage of original containers. Seller specifically disclaims and excludes any warranty of merchantability and any warranty of fitness for a particular purpose. NO CLAIMS FOR LOSS, DAMAGE OR LEAKAGE ALLOWED AFTER DELIVERY IS MADE IN GOOD CONDITION.

Please  
Remit To:

**Hawkins, Inc.**  
**P.O. Box 860263**  
**Minneapolis, MN 55486-0263**

This contractor and subcontractor shall abide by the requirements of 41 CFR §§60-1.4(a), 60-300.5(a) and 60-741.5(a). These regulations prohibit discrimination against qualified individuals based on their status as protected veterans or individuals with disabilities, and prohibit discrimination against all individuals based on their race, color, religion, sex, or national origin. Moreover, these regulations require that covered prime contractors and subcontractors take affirmative action to employ and advance in employment individuals without regard to race, color, religion, sex, national origin, protected veteran status or disability.





Hawkins, Inc.  
2381 Rosegate  
Roseville, MN 55113  
Phone: (612) 331-6910

# INVOICE

Total Invoice	<b>\$130.54</b>
Invoice Number	4393221
Invoice Date	11/5/18
Sales Order Number/Type	2770599 SO
Branch Plant	80
Shipment Number	2938931

Sold To: 292264  
Lighthouse Utilities Co Inc.  
PO Box 428  
Port Saint Joe FL 32457

Ship To: 305375  
Lighthouse Utilities Co Inc.  
Well 2  
7521 CR 38  
Port St. Joe FL 32456

Net Due Date	Terms	FOB Description	Ship Via	Customer P.O.#	P.O. Release	Sales Agent #			
12/5/18	Net 30	PPD Origin	Hawkins			B80			
Line #	Item Number Cust Item #	Item Name/ Description	Tax	Qty Shipped	Trans UOM	Unit Price	Price UOM	Weight Net/Gross	Extended Price
2.000	44000	Chlorine (EPA-Regulated) 150 LB CYL	Y	1.0000 1.0000	CY CY	\$110.0000	CY	150.0 LB 272.0 GW	\$110.00
		Lot/SN: 33458-1		Lot Expiration Date 9/21/25					
2.001	699913V	150LB Vendor Chlorine Cylinder CYL 3AA480	N	1.0000 1.0000	CY RT	\$0.0000	RT	100.0 LB 100.0 GW	\$0.00
		Related Order #: 2770599							
2.010	Fuel Surcharge	Freight	Y	1.0000	EA	\$12.0000			\$12.00

\*\*\*\*\* Electronic Billing Now Available. \*\*\*\*\*

Please contact our Accounts Receivable Department via email at [Credit.Dept@HawkinsInc.com](mailto:Credit.Dept@HawkinsInc.com)  
or call 612-331-6910 to get it setup on your account.

Page 1 of 1

Tax Rate  
7 %

Sales Tax  
\$8.54

Invoice Total

**\$130.54**

**No Discounts on Freight or Containers**

IMPORTANT: All products are sold without warranty of any kind and purchasers will, by their own tests, determine suitability of such products for their own use. Seller warrants that all goods covered by this invoice were produced in compliance with the requirements of the Fair Labor Standards Act of 1938, as amended. Containers are to be paid for in full, as invoiced, and full refund will be made promptly provided containers are returned to original point of shipment. Return freight charges to be prepaid. The containers returned must be the same originally shipped, and show no evidence of abuse, or use for purposes other than the storage of original containers. Seller specifically disclaims and excludes any warranty of merchantability and any warranty of fitness for a particular purpose. NO CLAIMS FOR LOSS, DAMAGE OR LEAKAGE ALLOWED AFTER DELIVERY IS MADE IN GOOD CONDITION.

Please  
Remit To:

**Hawkins, Inc.**  
**P.O. Box 860263**  
**Minneapolis, MN 55486-0263**

This contractor and subcontractor shall abide by the requirements of 41 CFR 5560-1.4(a), 60-300.5(a) and 60-741.5(a). These regulations prohibit discrimination against qualified individuals based on their status as protected veterans or individuals with disabilities, and prohibit discrimination against all individuals based on their race, color, religion, sex, or national origin. Moreover, these regulations require that covered prime contractors and subcontractors take affirmative action to employ and advance in employment individuals without regard to race, color, religion, sex, national origin, protected veteran status or disability.



Hawkins, Inc.  
2381 Rosegate  
Roseville, MN 55113  
Phone: (612) 331-6910

# INVOICE

Total Invoice	<b>\$0.00</b>
Invoice Number	4393220
Invoice Date	11/5/18
Sales Order Number/Type	2770599 SO
Branch Plant	80
Shipment Number	2938930

Sold To: 292264  
Lighthouse Utilities Co Inc.  
PO Box 428  
Port Saint Joe FL 32457

Ship To: 305375  
Lighthouse Utilities Co Inc.  
Well 2  
7521 CR 38  
Port St. Joe FL 32456

Net Date	Terms	FOB Description	Ship Via	Customer P.O.#	P.O. Release	Sales Agent #			
12/5/18	Net 30	PPD Origin				B80			
Line #	Item Number Cust Item #	Item Name/ Description	Tax	Qty Shipped	Trans UOM	Unit Price	Price UOM	Weight Net/Gross	Extended Price
1.001	699913V	150LB Vendor Chlorine Cylinder CYL 3AA480	N	2.0000-	CY	\$0.0000	RT	200.0- LB	\$0.00
				2.0000-	RT			200.0- GW	

Related Order #: 2770599

\*\*\*\*\* Electronic Billing Now Available. \*\*\*\*\*

Please contact our Accounts Receivable Department via email at [Credit.Dept@HawkinsInc.com](mailto:Credit.Dept@HawkinsInc.com)  
or call 612-331-6910 to get it setup on your account.

Page 1 of 1

Tax Rate	Sales Tax
0 %	\$0.00

Invoice Total **\$0.00**

**No Discounts on Freight or Containers**  
IMPORTANT: All products are sold without warranty of any kind and purchasers will, by their own tests, determine suitability of such products for their own use. Seller warrants that all goods covered by this invoice were produced in compliance with the requirements of the Fair Labor Standards Act of 1938, as amended. Containers are to be paid for in full, as invoiced, and full refund will be made promptly, provided containers are returned to original point of shipment. Return freight charges to be prepaid. The containers returned must be the same originally shipped, and show no evidence of abuse, or use for purposes other than the storage of original containers. Seller specifically disclaims and excludes any warranty of merchantability and any warranty of fitness for a particular purpose. Seller **NO CLAIMS FOR LOSS, DAMAGE OR LEAKAGE ALLOWED AFTER DELIVERY IS MADE IN GOOD CONDITION.**

Please  
Remit To:

**Hawkins, Inc.**  
**P.O. Box 860263**  
**Minneapolis, MN 55486-0263**

This contractor and subcontractor shall abide by the requirements of 41 CFR 5560-1.4(a), 60-300.5(a) and 60-741.5(a). These regulations prohibit discrimination against qualified individuals based on their status as protected veterans or individuals with disabilities, and prohibit discrimination against all individuals based on their race, color, religion, sex, or national origin. Moreover, these regulations require that covered prime contractors and subcontractors take affirmative action to employ and advance in employment individuals without regard to race, color, religion, sex, national origin, protected veteran status or disability.



Hawkins, Inc.  
 2381 Rosegate  
 Roseville, MN 55113  
 Phone: (612) 331-6910

# INVOICE

Total Invoice **\$248.24**  
 Invoice Number 4373316  
 Invoice Date 10/1/18  
 Sales Order Number/Type 2741347 SO  
 Branch Plant 80  
 Shipment Number 2895228

Sold To: 292264  
 Lighthouse Utilities Co Inc.  
 PO Box 428  
 Port Saint Joe FL 32457

Ship To: 305375  
 Lighthouse Utilities Co Inc.  
 Well 2  
 7521 CR 38  
 Port St. Joe FL 32456

Net Due Date	Terms	FCB Description	Ship Via	Customer P.O.#	P.O. Release	Sales Agent #			
10/31/18	Net 30	PPD Origin	Hawkins			B80			
Line #	Item Number Cust Item #	Item Name/ Description	Tax	Qty Shipped	Trans UOM	Unit Price	Price UOM	Weight Net/Gross	Extended Price
2.000	44000	Chlorine (EPA-Regulated) 150 LB CYL	Y	2.0000 2.0000	CY CY	\$110.0000	CY	300.0 LB 544.0 GW	\$220.00
		Lot/SN: 33458-1		Lot Expiration Date 9/21/25					
2.001	699913V	150LB Vendor Chlorine Cylinder CYL 3AA480	N	2.0000 2.0000	CY RT	\$0.0000	RT	200.0 LB 200.0 GW	\$0.00
Related Order #: 2741347									
2.010	Fuel Surcharge	Freight	Y	1.0000	EA	\$12.0000			\$12.00

\*\*\*\*\* Electronic Billing Now Available. \*\*\*\*\*

Please contact our Accounts Receivable Department via email at [Credit.Dept@HawkinsInc.com](mailto:Credit.Dept@HawkinsInc.com) or call 612-331-6910 to get it setup on your account.

Tax Rate 7 %  
 Sales Tax \$16.24

Invoice Total **\$248.24**

**No Discounts on Freight or Containers**  
 IMPORTANT: All products are sold without warranty of any kind and purchasers will, by their own tests, determine suitability of such products for their own use. Seller warrants that all goods covered by this invoice were produced in compliance with the requirements of the Fair Labor Standards Act of 1938, as amended. Containers are to be paid for in full, as invoiced, and full refund will be made promptly, provided containers are returned to original point of shipment. Return freight charges to be prepaid. The containers returned must be the same originally shipped, and show no evidence of abuse, or use for purposes other than the storage of original containers. Seller specifically disclaims and excludes any warranty of merchantability and any warranty of fitness for a particular purpose.  
**NO CLAIMS FOR LOSS, DAMAGE OR LEAKAGE ALLOWED AFTER DELIVERY IS MADE IN GOOD CONDITION**

Please Remit To:  
**Hawkins, Inc.**  
**P.O. Box 860263**  
**Minneapolis, MN 55486-0263**

This contractor and subcontractor shall abide by the requirements of 41 CFR §660-1.4(a), 60-300.5(a) and 60-741.5(a). These regulations prohibit discrimination against qualified individuals based on their status as protected veterans or individuals with disabilities, and prohibit discrimination against all individuals based on their race, color, religion, sex, or national origin. Moreover, these regulations require that covered prime contractors and subcontractors take affirmative action to employ and advance in employment individuals without regard to race, color, religion, sex, national origin, protected veteran status or disability.



Hawkins, Inc.  
2381 Rosegate  
Roseville, MN 55113  
Phone: (612) 331-6910

# INVOICE

Total Invoice	<b>\$248.24</b>
Invoice Number	4377069
Invoice Date	10/8/18
Sales Order Number/Type	2748981 SO
Branch Plant	80
Shipment Number	2906655

Sold To: 292264  
Lighthouse Utilities Co Inc.  
PO Box 428  
Port Saint Joe FL 32457

Ship To: 305375  
Lighthouse Utilities Co Inc.  
Well 2  
7521 CR 38  
Port St. Joe FL 32456

Net Due Date	Terms	FOB Description	Ship Via	Customer P.O.#	P.O. Release	Sales Agent #			
11/7/18	Net 30	PPD Origin	Hawkins			B80			
Line #	Item Number Cust Item #	Item Name/ Description	Tax	Qty Shipped	Trans UOM	Unit Price	Price UOM	Weight Net/Gross	Extended Price
2.000	44000	Chlorine (EPA-Regulated) 150 LB CYL	Y	2.0000 2.0000	CY CY	\$110.0000	CY	300.0 LB 544.0 GW	\$220.00
		Lot/SN: 33458-1						Lot Expiration Date 9/21/25	
2.001	699913V	150LB Vendor Chlorine Cylinder CYL 3AA480	N	2.0000 2.0000	CY RT	\$0.0000	RT	200.0 LB 200.0 GW	\$0.00
		Related Order #: 2748981							
2.010	Fuel Surcharge	Freight	Y	1.0000	EA	\$12.0000			\$12.00

\*\*\*\*\* Electronic Billing Now Available.\*\*\*\*\*

Please contact our Accounts Receivable Department via email at [Credit.Dept@HawkinsInc.com](mailto:Credit.Dept@HawkinsInc.com)  
or call 612-331-6910 to get it setup on your account.

Page 1 of 1

Tax Rate  
7 %

Sales Tax  
\$16.24

Invoice Total

**\$248.24**

**No Discounts on Freight or Containers**  
IMPORTANT: All products are sold without warranty of any kind and purchasers will, by their own tests, determine suitability of such products for their own use. Seller warrants that all goods covered by this invoice were produced in compliance with the requirements of the Fair Labor Standards Act of 1938, as amended. Containers are to be paid for in full, as invoiced, and full refund will be made promptly, provided containers are returned to original point of shipment. Return freight charges to be prepaid. The containers returned must be the same originally shipped, and show no evidence of abuse, or use for purposes other than the storage of original containers. Seller specifically disclaims and excludes any warranty of merchantability and any warranty of fitness for a particular purpose.  
**NO CLAIMS FOR LOSS, DAMAGE OR LEAKAGE ALLOWED AFTER DELIVERY IS MADE IN GOOD CONDITION.**

Please  
Remit To:

**Hawkins, Inc.**  
**P.O. Box 860263**  
**Minneapolis, MN 55486-0263**

This contractor and subcontractor shall abide by the requirements of 41 CFR §60-1.4(a), 60-300.5(a) and 60-741.5(a). These regulations prohibit discrimination against qualified individuals based on their status as protected veterans or individuals with disabilities, and prohibit discrimination against all individuals based on their race, color, religion, sex, or national origin. Moreover, these regulations require that covered prime contractors and subcontractors take affirmative action to employ and advance in employment individuals without regard to race, color, religion, sex, national origin, protected veteran status or disability.



Hawkins, Inc.  
2381 Rosegate  
Roseville, MN 55113  
Phone: (612) 331-6910

# INVOICE

Total Invoice	<b>\$0.00</b>
Invoice Number	4373315
Invoice Date	10/1/18
Sales Order Number/Type	2741347 SO
Branch Plant	80
Shipment Number	2895227

Sold To: 292264  
Lighthouse Utilities Co Inc.  
PO Box 428  
Port Saint Joe FL 32457

Ship To: 305375  
Lighthouse Utilities Co Inc.  
Well 2  
7521 CR 38  
Port St. Joe FL 32456

Net Due Date	Terms	FOB Description	Ship. Via	Customer P.O.#	P.O. Release	Sales Agent #			
10/31/18	Net 30	PPD Origin				B80			
Line #	Item Number Cust Item #	Item Name/ Description	Tax	Qty Shipped	Trans UOM	Unit Price	Price UOM	Weight Net/Gross	Extended Price
1.001	699913V	150LB Vendor Chlorine Cylinder	N	2.0000-	CY	\$0.0000	RT	200.0- LB	\$0.00
		CYL 3AA480		2.0000-	RT			200.0- GW	

Related Order #: 2741347

\*\*\*\*\* Electronic Billing Now Available.\*\*\*\*\*

Please contact our Accounts Receivable Department via email at [Credit.Dept@HawkinsInc.com](mailto:Credit.Dept@HawkinsInc.com)  
or call 612-331-6910 to get it setup on your account.

Page 1 of 1

Tax Rate  
0 %

Sales Tax  
\$0.00

Invoice Total

**\$0.00**

**No Discounts on Freight or Containers**

**IMPORTANT:** All products are sold without warranty of any kind and purchasers will, by their own tests, determine suitability of such products for their own use. Seller warrants that all goods covered by this invoice were produced in compliance with the requirements of the Fair Labor Standards Act of 1938, as amended. Containers are to be paid for in full, as invoiced, and full refund will be made promptly, provided containers are returned to original point of shipment. Return freight charges to be prepaid. The containers returned must be the same originally shipped, and show no evidence of abuse, or use for purposes other than the storage of original containers. Seller specifically disclaims and excludes any warranty of merchantability and any warranty of fitness for a particular purpose.  
**NO CLAIMS FOR LOSS, DAMAGE OR LEAKAGE ALLOWED AFTER DELIVERY IS MADE IN GOOD CONDITION.**

Please  
Remit To:

**Hawkins, Inc.**  
**P.O. Box 860263**  
**Minneapolis, MN 55486-0263**

This contractor and subcontractor shall abide by the requirements of 41 CFR 5660-1.4(a), 60-300.5(a) and 60-741.5(a). These regulations prohibit discrimination against qualified individuals based on their status as protected veterans or individuals with disabilities, and prohibit discrimination against all individuals based on their race, color, religion, sex, or national origin. Moreover, these regulations require that covered prime contractors and subcontractors take affirmative action to employ and advance in employment individuals without regard to race, color, religion, sex, national origin, protected veteran status or disability.



Hawkins, Inc.  
2381 Rosegate  
Roseville, MN 55113  
Phone: (612) 331-6910

# INVOICE

Total Invoice	<b>\$0.00</b>
Invoice Number	4377068
Invoice Date	10/8/18
Sales Order Number/Type	2748981 SO
Branch Plant	80
Shipment Number	2906654

Sold To: 292264  
Lighthouse Utilities Co Inc.  
PO Box 428  
Port Saint Joe FL 32457

Ship To: 305375  
Lighthouse Utilities Co Inc.  
Well 2  
7521 CR 38  
Port St. Joe FL 32456

Net Due Date	Terms	FOB Description	Ship Via	Customer P.O.#	P.O. Release	Sales Agent #			
11/7/18	Net 30	PPD Origin				B80			
Line #	Item Number Cust Item #	Item Name/ Description	Tax	Qty Shipped	Trans UOM	Unit Price	Price UOM	Weight Net/Gross	Extended Price
1.001	699913V	150LB Vendor Chlorine Cylinder	N	2.0000-	CY	\$0.0000	RT	200.0- LB	\$0.00
		CYL 3AA480		2.0000-	RT			200.0- GW	

Related Order #: 2748981

\*\*\*\*\* Electronic Billing Now Available. \*\*\*\*\*

Please contact our Accounts Receivable Department via email at [Credit.Dept@HawkinsInc.com](mailto:Credit.Dept@HawkinsInc.com)  
or call 612-331-6910 to get it setup on your account.

Page 1 of 1

Tax Rate  
0 %

Sales Tax  
\$0.00

Invoice Total

**\$0.00**

**No Discounts on Freight or Containers**

**IMPORTANT:** All products are sold without warranty of any kind and purchasers will, by their own tests, determine suitability of such products for their own use. Seller warrants that all goods covered by this invoice were produced in compliance with the requirements of the Fair Labor Standards Act of 1938, as amended. Containers are to be paid for in full, as invoiced, and full refund will be made promptly, provided containers are returned to original point of shipment. Return freight charges to be prepaid. The containers returned must be the same originally shipped, and show no evidence of abuse, or use for purposes other than the storage of original containers. Seller specifically disclaims and excludes any warranty of merchantability and any warranty of fitness for a particular purpose. **NO CLAIMS FOR LOSS, DAMAGE OR LEAKAGE ALLOWED AFTER DELIVERY IS MADE IN GOOD CONDITION.**

Please  
Remit To:

**Hawkins, Inc.**  
**P.O. Box 860263**  
**Minneapolis, MN 55486-0263**

This contractor and subcontractor shall abide by the requirements of 41 CFR §560-1.4(a), 60-300.5(a) and 60-741.5(a). These regulations prohibit discrimination against qualified individuals based on their status as protected veterans or individuals with disabilities, and prohibit discrimination against all individuals based on their race, color, religion, sex, or national origin. Moreover, these regulations require that covered prime contractors and subcontractors take affirmative action to employ and advance in employment individuals without regard to race, color, religion, sex, national origin, protected veteran status or disability.



Hawkins, Inc.  
2381 Rosegate  
Roseville, MN 55113  
Phone: (612) 331-6910

# INVOICE

Total Invoice **\$130.54**  
Invoice Number 4360234  
Invoice Date 9/10/18  
Sales Order Number/Type 2728610 SO  
Branch Plant 80  
Shipment Number 2876019

Sold To: 292264  
Lighthouse Utilities Co Inc.  
PO Box 428  
Port Saint Joe FL 32457

Ship To: 305375  
Lighthouse Utilities Co Inc.  
Well 2  
7521 CR 38  
Port St. Joe FL 32456

Net Due Date	Terms	FOB Description	Ship Via	Customer P.O.#	P.O. Release	Sales Agent #			
10/10/18	Net 30	PPD Origin	Hawkins			B80			
Line #	Item Number Cust Item #	Item Name/ Description	Tax	Qty Shipped	Trans UOM	Unit Price	Price UOM	Weight Net/Gross	Extended Price
2.000	44000	Chlorine (EPA-Regulated)	Y	1.0000	CY	\$110.0000	CY	150.0 LB	\$110.00
		150 LB CYL		1.0000	CY			272.0 GW	
		Lot/SN: 33458-1							
		Lot Expiration Date 9/21/25							
2.001	699913V	150LB Vendor Chlorine Cylinder	N	1.0000	CY	\$0.0000	RT	100.0 LB	\$0.00
		CYL 3AA480		1.0000	RT			100.0 GW	
		Related Order #: 2728610							
2.010	Fuel Surcharge	Freight	Y	1.0000	EA	\$12.0000			\$12.00

\*\*\*\*\* Electronic Billing Now Available.\*\*\*\*\*

Please contact our Accounts Receivable Department via email at [Credit.Dept@HawkinsInc.com](mailto:Credit.Dept@HawkinsInc.com)  
or call 612-331-6910 to get it setup on your account.

Page 1 of 1

Tax Rate 7 %  
Sales Tax \$8.54

Invoice Total **\$130.54**

**IMPORTANT:** All products are sold without warranty of any kind and purchasers will, by their own tests, determine suitability of such products for their own use. Seller warrants that all goods covered by this invoice were produced in compliance with the requirements of the Fair Labor Standards Act of 1938, as amended. Containers are to be paid for in full, as invoiced, and full refund will be made promptly provided containers are returned to original point of shipment. Return freight charges to be prepaid. The containers returned must be the same originally shipped, and show no evidence of abuse, or use for purposes other than the storage of original containers. Seller specifically disclaims and excludes any warranty of merchantability and any warranty of fitness for a particular purpose.  
**NO CLAIMS FOR LOSS, DAMAGE OR LEAKAGE ALLOWED AFTER DELIVERY IS MADE IN GOOD CONDITION.**

Please  
Remit To:

**Hawkins, Inc.**  
**P.O. Box 860263**  
**Minneapolis, MN 55486-0263**

This contractor and subcontractor shall abide by the requirements of 41 CFR 5560-1.4(a), 60-300.5(a) and 60-741.5(a). These regulations prohibit discrimination against qualified individuals based on their status as protected veterans or individuals with disabilities, and prohibit discrimination against all individuals based on their race, color, religion, sex, or national origin. Moreover, these regulations require that covered prime contractors and subcontractors take affirmative action to employ and advance in employment individuals without regard to race, color, religion, sex, national origin, protected veteran status or disability.



Hawkins, Inc.  
2381 Rosegate  
Roseville, MN 55113  
Phone: (612) 331-6910

# INVOICE

Total Invoice	<b>\$0.00</b>
Invoice Number	4360233
Invoice Date	9/10/18
Sales Order Number/Type	2728610 SO
Branch Plant	80
Shipment Number	2876017

Sold To: 292264  
Lighthouse Utilities Co Inc.  
PO Box 428  
Port Saint Joe FL 32457

Ship To: 305375  
Lighthouse Utilities Co Inc.  
Well 2  
7521 CR 38  
Port St. Joe FL 32456

Net Due Date	Terms	FOB Description	Ship Via	Customer P.O.#	P.O. Release	Sales Agent #			
10/10/18	Net 30	PPD Origin				B80			
Line #	Item Number Cust Item #	Item Name/ Description	Tax	Qty Shipped	Trans UOM	Unit Price	Price UOM	Weight Net/Gross	Extended Price
1.001	699913V	150LB Vendor Chlorine Cylinder CYL 3AA480	N	1.0000- 1.0000-	CY RT	\$0.0000	RT	100.0- LB 100.0- GW	\$0.00

Related Order #: 2728610

\*\*\*\*\* Electronic Billing Now Available. \*\*\*\*\*

Please contact our Accounts Receivable Department via email at [Credit.Dept@HawkinsInc.com](mailto:Credit.Dept@HawkinsInc.com)  
or call 612-331-6910 to get it setup on your account.

Page 1 of 1

Tax Rate  
0 %

Sales Tax  
\$0.00

Invoice Total

**\$0.00**

**No Discounts on Freight or Containers**

**IMPORTANT:** All products are sold without warranty of any kind and purchasers will, by their own tests, determine suitability of such products for their own use. Seller warrants that all goods covered by this invoice were produced in compliance with the requirements of the Fair Labor Standards Act of 1938, as amended. Containers are to be paid for in full, as invoiced, and full refund will be made promptly, provided containers are returned to original point of shipment. Return freight charges to be prepaid. The containers returned must be the same originally shipped, and show no evidence of abuse, or use for purposes other than the storage of original containers. Seller specifically disclaims and excludes any warranty of merchantability and any warranty of fitness for a particular purpose. Seller **NO CLAIMS FOR LOSS, DAMAGE OR LEAKAGE ALLOWED AFTER DELIVERY IS MADE IN GOOD CONDITION.**

Please  
Remit To:

**Hawkins, Inc.**  
**P.O. Box 860263**  
**Minneapolis, MN 55486-0263**

This contractor and subcontractor shall abide by the requirements of 41 CFR §§60-1.4(a), 60-300.5(a) and 60-741.5(a). These regulations prohibit discrimination against qualified individuals based on their status as protected veterans or individuals with disabilities, and prohibit discrimination against all individuals based on their race, color, religion, sex, or national origin. Moreover, these regulations require that covered prime contractors and subcontractors take affirmative action to employ and advance in employment individuals without regard to race, color, religion, sex, national origin, protected veteran status or disability.





Hawkins, Inc.  
2381 Rosegate  
Roseville, MN 55113  
Phone: (612) 331-6910

# INVOICE

Total Invoice	<b>\$248.24</b>
Invoice Number	4352270
Invoice Date	8/27/18
Sales Order Number/Type	2716207 SO
Branch Plant	80
Shipment Number	2862711

Sold To: 292264  
Lighthouse Utilities Co Inc.  
PO Box 428  
Port Saint Joe FL 32457

Ship To: 305375  
Lighthouse Utilities Co Inc.  
Well 2  
7521 CR 38  
Port St. Joe FL 32456

Net Due Date	Terms	FOB Description	Ship Via	Customer P.O.#	P.O. Release	Sales Agent #			
9/26/18	Net 30	PPD Origin	Hawkins			B80			
Line #	Item Number Cust Item #	Item Name/ Description	Tax	Qty Shipped	Trans UOM	Unit Price	Price UOM	Weight Net/Gross	Extended Price
3.000	44000	Chlorine (EPA-Regulated) 150 LB CYL	Y	2.0000 2.0000	CY CY	\$110.0000	CY	300.0 LB 544.0 GW	\$220.00
		Lot/SN: 33458-1	Lot Expiration Date 9/21/25						
3.001	699913V	150LB Vendor Chlorine Cylinder CYL 3AA480	N	2.0000 2.0000	CY RT	\$0.0000	RT	200.0 LB 200.0 GW	\$0.00
Related Order #: 2716207									
3.010	Fuel Surcharge	Freight	Y	1.0000	EA	\$12.0000			\$12.00

\*\*\*\*\* Electronic Billing Now Available.\*\*\*\*\*

Please contact our Accounts Receivable Department via email at [Credit.Dept@HawkinsInc.com](mailto:Credit.Dept@HawkinsInc.com)  
or call 612-331-6910 to get it setup on your account.

Page 1 of 1

Tax Rate  
7 %

Sales Tax  
\$16.24

Invoice Total

**\$248.24**

**No Discounts on Freight or Containers**

**IMPORTANT:** All products are sold without warranty of any kind and purchasers will, by their own tests, determine suitability of such products for their own use. Seller warrants that all goods covered by this invoice were produced in compliance with the requirements of the Fair Labor Standards Act of 1938, as amended. Containers are to be paid for in full, as invoiced, and full refund will be made promptly, provided containers are returned to original point of shipment. Return freight charges to be prepaid. The containers returned must be the same originally shipped, and show no evidence of abuse, or use for purposes other than the storage of original containers. Seller specifically disclaims and excludes any warranty of merchantability and any warranty of fitness for a particular purpose.  
**NO CLAIMS FOR LOSS, DAMAGE OR LEAKAGE ALLOWED AFTER DELIVERY IS MADE IN GOOD CONDITION.**

Please  
Remit To:

**Hawkins, Inc.**  
**P.O. Box 860263**  
**Minneapolis, MN 55486-0263**

This contractor and subcontractor shall abide by the requirements of 41 CFR §660-1.4(a), 60-300.5(a) and 60-741.5(a). These regulations prohibit discrimination against qualified individuals based on their status as protected veterans or individuals with disabilities, and prohibit discrimination against all individuals based on their race, color, religion, sex, or national origin. Moreover, these regulations require that covered prime contractors and subcontractors take affirmative action to employ and advance in employment individuals without regard to race, color, religion, sex, national origin, protected veteran status or disability.



Hawkins, Inc.  
2381 Rosegate  
Roseville, MN 55113  
Phone: (612) 331-6910

# INVOICE

Total Invoice	<b>\$0.00</b>
Invoice Number	4352271
Invoice Date	8/27/18
Sales Order Number/Type	2716207 SO
Branch Plant	80
Shipment Number	2862714

Sold To: 292264  
Lighthouse Utilities Co Inc.  
PO Box 428  
Port Saint Joe FL 32457

Ship To: 305375  
Lighthouse Utilities Co Inc.  
Well 2  
7521 CR 38  
Port St. Joe FL 32456

Net Due Date	Terms	FOB Description	Ship Via	Customer P.O.#	P.O. Release	Sales Agent #
9/26/18	Net 30	COL Origin	Hawkins			B80

Line #	Item Number Cust Item #	Item Name/ Description	Tax	Qty Shipped	Trans UOM	Unit Price	Price UOM	Weight Net/Gross	Extended Price
4.001	699913	150 Lb Chlorine Cylinder	N	1.0000-	CY	\$0.0000	RT	.0 LB	\$0.00
		CYL 3AA480		1.0000-	RT			100.0- GW	

Related Order #: 2716207

Container Barcodes: 063864

\*\*\*\*\* Electronic Billing Now Available. \*\*\*\*\*

Please contact our Accounts Receivable Department via email at [Credit.Dept@HawkinsInc.com](mailto:Credit.Dept@HawkinsInc.com)  
or call 612-331-6910 to get it setup on your account.

Page 1 of 1

Tax Rate	Sales Tax
0 %	\$0.00

Invoice Total **\$0.00**

**No Discounts on Freight or Containers**

**IMPORTANT:** All products are sold without warranty of any kind and purchasers will, by their own tests, determine suitability of such products for their own use. Seller warrants that all goods covered by this invoice were produced in compliance with the requirements of the Fair Labor Standards Act of 1938, as amended. Containers are to be paid for in full, as invoiced, and full refund will be made promptly, provided containers are returned to original point of shipment. Return freight charges to be prepaid. The containers returned must be the same originally shipped, and show no evidence of abuse, or use for purposes other than the storage of original containers. Seller specifically disclaims and excludes any warranty of merchantability and any warranty of fitness for a particular purpose. **NO CLAIMS FOR LOSS, DAMAGE OR LEAKAGE ALLOWED AFTER DELIVERY IS MADE IN GOOD CONDITION.**

Please  
Remit To:

**Hawkins, Inc.**  
**P.O. Box 860263**  
**Minneapolis, MN 55486-0263**

This contractor and subcontractor shall abide by the requirements of 41 CFR 5560-1.4(a), 60-300.5(a) and 60-741.5(a). These regulations prohibit discrimination against qualified individuals based on their status as protected veterans or individuals with disabilities, and prohibit discrimination against all individuals based on their race, color, religion, sex, or national origin. Moreover, these regulations require that covered prime contractors and subcontractors take affirmative action to employ and advance in employment individuals without regard to race, color, religion, sex, national origin, protected veteran status or disability.



Hawkins, Inc.  
2381 Rosegate  
Roseville, MN 55113  
Phone: (612) 331-6910

# INVOICE

Total Invoice	<b>\$248.24</b>
Invoice Number	4342557
Invoice Date	8/13/18
Sales Order Number/Type	2705610 SO
Branch Plant	80
Shipment Number	2845240

Sold To: 292264  
Lighthouse Utilities Co Inc.  
PO Box 428  
Port Saint Joe FL 32457

Ship To: 305375  
Lighthouse Utilities Co Inc.  
Well 2  
7521 CR 38  
Port St. Joe FL 32456

Net Due Date	Terms	FOB Description	Ship Via	Customer P O #	P.O. Release	Sales Agent #			
9/12/18	Net 30	PPD Origin	Hawkins			B80			
Line #	Item Number Cust Item #	Item Name/ Description	Tax	Qty Shipped	Trans UOM	Unit Price	Price UOM	Weight Net/Gross	Extended Price
5.000	44000	Chlorine (EPA-Regulated) 150 LB CYL	Y	2.0000 2.0000	CY CY	\$110.0000	CY	300.0 LB 544.0 GW	\$220.00
		Lot/SN: 33458-1						Lot Expiration Date 9/21/25	
5.001	699913V	150LB Vendor Chlorine Cylinder CYL 3AA480	N	2.0000 2.0000	CY RT	\$0.0000	RT	200.0 LB 200.0 GW	\$0.00
Related Order #: 2705610									
5.010	Fuel Surcharge	Freight	Y	1.0000	EA	\$12.0000			\$12.00

\*\*\*\*\* Electronic Billing Now Available. \*\*\*\*\*

Please contact our Accounts Receivable Department via email at [Credit.Dept@HawkinsInc.com](mailto:Credit.Dept@HawkinsInc.com)  
or call 612-331-6910 to get it setup on your account.

Page 1 of 1

Tax Rate  
7 %

Sales Tax  
\$16.24

Invoice Total

**\$248.24**

**No Discounts on Freight or Containers**

**IMPORTANT:** All products are sold without warranty of any kind and purchasers will, by their own tests, determine suitability of such products for their own use. Seller warrants that all goods covered by this invoice were produced in compliance with the requirements of the Fair Labor Standards Act of 1938, as amended. Containers are to be paid for in full, as invoiced, and full refund will be made promptly, provided containers are returned to original point of shipment. Return freight charges to be prepaid. The containers returned must be the same originally shipped, and show no evidence of abuse, or use for purposes other than the storage of original containers. Seller specifically disclaims and excludes any warranty of merchantability and any warranty of fitness for a particular purpose. **NO CLAIMS FOR LOSS, DAMAGE OR LEAKAGE ALLOWED AFTER DELIVERY IS MADE IN GOOD CONDITION.**

Please  
Remit To:

**Hawkins, Inc.**  
**P.O. Box 860263**  
**Minneapolis, MN 55486-0263**

This contractor and subcontractor shall abide by the requirements of 41 CFR 5560-1.4(a), 60-300.5(a) and 60-741.5(a). These regulations prohibit discrimination against qualified individuals based on their status as protected veterans or individuals with disabilities, and prohibit discrimination against all individuals based on their race, color, religion, sex, or national origin. Moreover, these regulations require that covered prime contractors and subcontractors take affirmative action to employ and advance in employment individuals without regard to race, color, religion, sex, national origin, protected veteran status or disability.



Hawkins, Inc.  
2381 Rosegate  
Roseville, MN 55113  
Phone: (612) 331-6910

# INVOICE

Total Invoice	<b>\$0.00</b>
Invoice Number	4342558
Invoice Date	8/13/18
Sales Order Number/Type	2705610 SO
Branch Plant	80
Shipment Number	2845242

Ship To: 305375  
Lighthouse Utilities Co Inc.  
Well 2  
7521 CR 38  
Port St. Joe FL 32456

Sold To: 292264  
Lighthouse Utilities Co Inc.  
PO Box 428  
Port Saint Joe FL 32457

Net Due Date	Terms	FOB Description	Ship Via	Customer P.O.#	P.O. Release	Sales Agent #			
9/12/18	Net 30	PPD Origin				B80			
Line #	Item Number Cust Item #	Item Name/ Description	Tax	Qty Shipped	Trans UOM	Unit Price	Price UOM	Weight Net/Gross	Extended Price
4.001	699913V	150LB Vendor Chlorine Cylinder	N	2.0000-	CY	\$0.0000	RT	200.0- LB	\$0.00
		CYL 3AA480		2.0000-	RT			200.0- GW	

Related Order #: 2705610

\*\*\*\*\* Electronic Billing Now Available.\*\*\*\*\*

Please contact our Accounts Receivable Department via email at [Credit.Dept@HawkinsInc.com](mailto:Credit.Dept@HawkinsInc.com)  
or call 612-331-6910 to get it setup on your account.

Page 1 of 1

Tax Rate	Sales Tax
0 %	\$0.00

Invoice Total **\$0.00**

**No Discounts on Freight or Containers**  
IMPORTANT: All products are sold without warranty of any kind and purchasers will, by their own tests, determine suitability of such products for their own use. Seller warrants that all goods covered by this invoice were produced in compliance with the requirements of the Fair Labor Standards Act of 1938, as amended. Containers are to be paid for in full, as invoiced, and full refund will be made promptly, provided containers are returned to original point of shipment. Return freight charges to be prepaid. The containers returned must be the same originally shipped, and show no evidence of abuse, or use for purposes other than the storage of original containers. Seller specifically disclaims and excludes any warranty of merchantability and any warranty of fitness for a particular purpose.  
**NO CLAIMS FOR LOSS, DAMAGE OR LEAKAGE ALLOWED AFTER DELIVERY IS MADE IN GOOD CONDITION.**

Please Remit To: **Hawkins, Inc.**  
**P.O. Box 860263**  
**Minneapolis, MN 55486-0263**

This contractor and subcontractor shall abide by the requirements of 41 CFR §960-1.4(a), 60-300.5(a) and 60-741.5(a). These regulations prohibit discrimination against qualified individuals based on their status as protected veterans or individuals with disabilities, and prohibit discrimination against all individuals based on their race, color, religion, sex, or national origin. Moreover, these regulations require that covered prime contractors and subcontractors take affirmative action to employ and advance in employment individuals without regard to race, color, religion, sex, national origin, protected veteran status or disability.



Hawkins, Inc.  
2381 Rosegate  
Roseville, MN 55113  
Phone: (612) 331-6910

# INVOICE

Total Invoice	<b>\$0.00</b>
Invoice Number	4342556
Invoice Date	8/13/18
Sales Order Number/Type	2705610 SO
Branch Plant	80
Shipment Number	2845238

Ship To: 305375  
Lighthouse Utilities Co Inc.  
Well 2  
7521 CR 38  
Port St. Joe FL 32456

Sold To: 292264  
Lighthouse Utilities Co Inc.  
PO Box 428  
Port Saint Joe FL 32457

Net Due Date	Terms	FOB Description	Ship Via	Customer P.O.#	P.O. Release	Sales Agent #			
9/12/18	Net 30	COL Origin	Hawkins			B80			
Line #	Item Number Cust Item #	Item Name/ Description	Tax	Qty Shipped	Trans. UOM	Unit Price	Price UOM	Weight Net/Gross	Extended Price
3.001	699913	150 Lb Chlorine Cylinder CYL 3AA480	N	1.0000- 1.0000-	CY RT	\$0.0000	RT	.0 LB 100.0- GW	\$0.00

Related Order #: 2705610

Container Barcodes: 069078

\*\*\*\*\* Electronic Billing Now Available.\*\*\*\*\*

Please contact our Accounts Receivable Department via email at [Credit.Dept@HawkinsInc.com](mailto:Credit.Dept@HawkinsInc.com)  
or call 612-331-6910 to get it setup on your account.

Page 1 of 1

Tax Rate  
0 %

Sales Tax  
\$0.00

Invoice Total

**\$0.00**

**No Discounts on Freight or Containers**  
**IMPORTANT:** All products are sold without warranty of any kind and purchasers will, by their own tests, determine suitability of such products for their own use. Seller warrants that all goods covered by this invoice were produced in compliance with the requirements of the Fair Labor Standards Act of 1938, as amended. Containers are to be paid for in full, as invoiced, and full refund will be made promptly, provided containers are returned to original point of shipment. Return freight charges to be prepaid. The containers returned must be the same originally shipped, and show no evidence of abuse, or use for purposes other than the storage of original containers. Seller specifically disclaims and excludes any warranty of merchantability and any warranty of fitness for a particular purpose.  
**NO CLAIMS FOR LOSS, DAMAGE OR LEAKAGE ALLOWED AFTER DELIVERY IS MADE IN GOOD CONDITION.**

Please Remit To:  
**Hawkins, Inc.**  
**P.O. Box 860263**  
**Minneapolis, MN 55486-0263**

This contractor and subcontractor shall abide by the requirements of 41 CFR 5660-1.4(a), 60-300.5(a) and 60-741.5(a). These regulations prohibit discrimination against qualified individuals based on their status as protected veterans or individuals with disabilities, and prohibit discrimination against all individuals based on their race, color, religion, sex, or national origin. Moreover, these regulations require that covered prime contractors and subcontractors take affirmative action to employ and advance in employment individuals without regard to race, color, religion, sex, national origin, protected veteran status or disability.



Hawkins, Inc.  
2381 Rosegate  
Roseville, MN 55113  
Phone: (612) 331-6910

# INVOICE

Total Invoice **\$248.24**  
 Invoice Number 4314284  
 Invoice Date 7/2/18  
 Sales Order Number/Type 2664606 SO  
 Branch Plant 80  
 Shipment Number 2788488

Sold To: 292264  
 Lighthouse Utilities Co Inc.  
 PO Box 428  
 Port Saint Joe FL 32457

Ship To: 305375  
 Lighthouse Utilities Co Inc.  
 Well 2  
 7521 CR 38  
 Port St. Joe FL 32456

Bill Due Date	Terms	FOB Description	Ship Via	Customer P.O.#	P.O. Release	Sales Agent #			
8/1/18	Net 30	PPD Origin	Hawkins			B80			
Line #	Item Number Cust Item #	Item Name/ Description	Tax	Qty Shipped	Trans UOM	Unit Price	Price UOM	Weight Net/Gross	Extended Price
3.000	44000	Chlorine (EPA-Regulated) 150 LB CYL	Y	2.0000 2.0000	CY CY	\$110.0000	CY	300.0 LB 544.0 GW	\$220.00
		Lot/SN: 33458-1	Lot Expiration Date 9/21/25						
3.001	699913V	150LB Vendor Chlorine Cylinder CYL 3AA480	N	2.0000 2.0000	CY RT	\$0.0000	RT	200.0 LB 200.0 GW	\$0.00
Related Order #: 2664606									
3.010	Fuel Surcharge	Freight	Y	1.0000	EA	\$12.0000			\$12.00

\*\*\*\*\* Electronic Billing Now Available. \*\*\*\*\*

Please contact our Accounts Receivable Department via email at [Credit.Dept@HawkinsInc.com](mailto:Credit.Dept@HawkinsInc.com)  
 or call 612-331-6910 to get it setup on your account.

Page 1 of 1

Tax Rate 7 %  
 Sales Tax \$16.24

Invoice Total **\$248.24**

**No Discounts on Freight or Containers**

**IMPORTANT:** All products are sold without warranty of any kind and purchasers will, by their own tests, determine suitability of such products for their own use. Seller warrants that all goods covered by this invoice were produced in compliance with the requirements of the Fair Labor Standards Act of 1938, as amended. Containers are to be paid for in full, as invoiced, and full refund will be made promptly, provided containers are returned to original point of shipment. Return freight charges to be prepaid. The containers returned must be the same originally shipped, and show no evidence of abuse, or use for purposes other than the storage of original containers. Seller specifically disclaims and excludes any warranty of merchantability and any warranty of fitness for a particular purpose. **NO CLAIMS FOR LOSS, DAMAGE OR LEAKAGE ALLOWED AFTER DELIVERY IS MADE IN GOOD CONDITION**

Please Remit To: **Hawkins, Inc.**  
**P.O. Box 860263**  
**Minneapolis, MN 55486-0263**

This contractor and subcontractor shall abide by the requirements of 41 CFR §§50-1.4(a), 60-300.5(a) and 60-741.5(a). These regulations prohibit discrimination against qualified individuals based on their status as protected veterans or individuals with disabilities, and prohibit discrimination against all individuals based on their race, color, religion, sex, or national origin. Moreover, these regulations require that covered prime contractors and subcontractors take affirmative action to employ and advance in employment individuals without regard to race, color, religion, sex, national origin, protected veteran status or disability.



Hawkins, Inc.  
2381 Rosegate  
Roseville, MN 55113  
Phone: (612) 331-6910

# INVOICE

Total Invoice	<b>\$0.00</b>
Invoice Number	4314285
Invoice Date	7/2/18
Sales Order Number/Type	2664606 SO
Branch Plant	80
Shipment Number	2788489

Sold To: 292264  
Lighthouse Utilities Co Inc.  
PO Box 428  
Port Saint Joe FL 32457

Ship To: 305375  
Lighthouse Utilities Co Inc.  
Well 2  
7521 CR 38  
Port St. Joe FL 32456

Net/Due Date	Terms	FOB Description	Ship Via	Customer P.O #	P.O. Release	Sales Agent #			
8/1/18	Net 30	PPD Origin				B80			
Line #	Item Number Cust Item #	Item Name/ Description	Tax	Qty Shipped	Trans UOM	Unit Price	Price UOM	Weight Net/Gross	Extended Price
4.001	699913V	150LB Vendor Chlorine Cylinder CYL 3AA480	N	2.0000-	CY	\$0.0000	RT	200.0- LB	\$0.00
				2.0000-	RT			200.0- GW	

Related Order #: 2664606

\*\*\*\*\* Electronic Billing Now Available.\*\*\*\*\*

Please contact our Accounts Receivable Department via email at [Credit.Dept@HawkinsInc.com](mailto:Credit.Dept@HawkinsInc.com)  
or call 612-331-6910 to get it setup on your account.

Page 1 of 1

Tax Rate	Sales Tax
0 %	\$0.00

Invoice Total	<b>\$0.00</b>
---------------	---------------

**No Discounts on Freight or Containers**  
**IMPORTANT:** All products are sold without warranty of any kind and purchasers will, by their own tests, determine suitability of such products for their own use. Seller warrants that all goods covered by this invoice were produced in compliance with the requirements of the Fair Labor Standards Act of 1938, as amended. Containers are to be paid for in full, as invoiced, and full refund will be made promptly, provided containers are returned to original point of shipment. Return freight charges to be prepaid. The containers returned must be the same originally shipped, and show no evidence of abuse, or use for purposes other than the storage of original containers. Seller specifically disclaims and excludes any warranty of merchantability and any warranty of fitness for a particular purpose.  
**NO CLAIMS FOR LOSS, DAMAGE OR LEAKAGE ALLOWED AFTER DELIVERY IS MADE IN GOOD CONDITION.**

Please Remit To:  
**Hawkins, Inc.**  
**P.O. Box 860263**  
**Minneapolis, MN 55486-0263**

This contractor and subcontractor shall abide by the requirements of 41 CFR 5960-1.4(a), 60-300.5(a) and 60-741.5(a). These regulations prohibit discrimination against qualified individuals based on their status as protected veterans or individuals with disabilities, and prohibit discrimination against all individuals based on their race, color, religion, sex, or national origin. Moreover, these regulations require that covered prime contractors and subcontractors take affirmative action to employ and advance in employment individuals without regard to race, color, religion, sex, national origin, protected veteran status or disability.



Hawkins, Inc.  
2381 Rosegate  
Roseville, MN 55113  
Phone: (612) 331-6910

# INVOICE

Total Invoice **\$248.24**  
Invoice Number 4302012  
Invoice Date 6/14/18  
Sales Order Number/Type 2650568 SO  
Branch Plant 80  
Shipment Number 2759941

Sold To: 292264  
Lighthouse Utilities Co Inc.  
PO Box 428  
Port Saint Joe FL 32457

Ship To: 305375  
Lighthouse Utilities Co Inc.  
Well 2  
7521 CR 38  
Port St. Joe FL 32456

Net Due Date	Terms	FOB Description	Ship Via	Customer P.O.#	P.O. Release	Sales Agent #			
7/14/18	Net 30	PPD Origin	Hawkins			B80			
Line #	Item Number Cust Item #	Item Name/ Description	Tax	Qty Shipped	Trans UOM	Unit Price	Price UOM	Weight Net/Gross	Extended Price
2.000	44000	Chlorine (EPA-Regulated)	Y	2.0000	CY	\$110.0000	CY	300.0 LB	\$220.00
		150 LB CYL		2.0000	CY			544.0 GW	
		Lot/SN: 33458-1						Lot Expiration Date 9/21/25	
2.001	699913V	150LB Vendor Chlorine Cylinder	N	2.0000	CY	\$0.0000	RT	200.0 LB	\$0.00
		CYL 3AA480		2.0000	RT			200.0 GW	
		Related Order #: 2650568							
2.010	Fuel Surcharge	Freight	Y	1.0000	EA	\$12.0000			\$12.00

\*\*\*\*\* Electronic Billing Now Available. \*\*\*\*\*

Please contact our Accounts Receivable Department via email at [Credit.Dept@Hawkinsinc.com](mailto:Credit.Dept@Hawkinsinc.com)  
or call 612-331-6910 to get it setup on your account.

Page 1 of 1

Tax Rate  
7 %

Sales Tax  
\$16.24

Invoice Total

**\$248.24**

**No Discounts on Freight or Containers**  
**IMPORTANT:** All products are sold without warranty of any kind and purchasers will, by their own tests, determine suitability of such products for their own use. Seller warrants that all goods covered by this invoice were produced in compliance with the requirements of the Fair Labor Standards Act of 1938, as amended. Containers are to be paid for in full, as invoiced, and full refund will be made promptly, provided containers are returned to original point of shipment. Return freight charges to be prepaid. The containers returned must be the same originally shipped, and show no evidence of abuse, or use for purposes other than the storage of original containers. Seller specifically disclaims and excludes any warranty of merchantability and any warranty of fitness for a particular purpose.  
**NO CLAIMS FOR LOSS, DAMAGE OR LEAKAGE ALLOWED AFTER DELIVERY IS MADE IN GOOD CONDITION.**

Please  
Remit To:

**Hawkins, Inc.**  
**P.O. Box 860263**  
**Minneapolis, MN 55486-0263**

This contractor and subcontractor shall abide by the requirements of 41 CFR §60-1.4(a), 60-300.5(a) and 60-741.5(a). These regulations prohibit discrimination against qualified individuals based on their status as protected veterans or individuals with disabilities, and prohibit discrimination against all individuals based on their race, color, religion, sex, or national origin. Moreover, these regulations require that covered prime contractors and subcontractors take affirmative action to employ and advance in employment individuals without regard to race, color, religion, sex, national origin, protected veteran status or disability.





Hawkins, Inc.  
2381 Rosegate  
Roseville, MN 55113  
Phone: (612) 331-6910

# INVOICE

Total Invoice **\$0.00**  
Invoice Number 4302011  
Invoice Date 6/14/18  
Sales Order Number/Type 2650568 SO  
Branch/Plant 80  
Shipment Number 2759940

Sold To: 292264  
Lighthouse Utilities Co Inc.  
PO Box 428  
Port Saint Joe FL 32457

Ship To: 305375  
Lighthouse Utilities Co Inc.  
Well 2  
7521 CR 38  
Port St. Joe FL 32456

Net Due Date	Terms	FOB Description	Ship Via	Customer P.O.#	P.O. Release	Sales Agent #			
7/14/18	Net 30	PPD Origin				B80			
Ln #	Item Number Cust Item #	Item Name/ Description	Tax	Qty Shipped	Trans UOM	Unit Price	Price UOM	Weight Net/Gross	Extended Price
1.001	699913V	150LB Vendor Chlorine Cylinder	N	1.0000-	CY	\$0.0000	RT	100.0- LB	\$0.00
		CYL 3AA480		1.0000-	RT			100.0- GW	

Related Order #: 2650568

\*\*\*\*\* Electronic Billing Now Available. \*\*\*\*\*

Please contact our Accounts Receivable Department via email at [Credit.Dept@HawkinsInc.com](mailto:Credit.Dept@HawkinsInc.com)  
or call 612-331-6910 to get it setup on your account.

Page 1 of 1

Tax Rate  
0 %

Sales Tax  
\$0.00

Invoice Total

**\$0.00**

**No Discounts on Freight or Containers**

**IMPORTANT:** All products are sold without warranty of any kind and purchasers will, by their own tests, determine suitability of such products for their own use. Seller warrants that all goods covered by this invoice were produced in compliance with the requirements of the Fair Labor Standards Act of 1938, as amended. Containers are to be paid for in full, as invoiced, and full refund will be made promptly, provided containers are returned to original point of shipment. Return freight charges to be prepaid. The containers returned must be the same originally shipped, and show no evidence of abuse, or use for purposes other than the storage of original containers. Seller specifically disclaims and excludes any warranty of merchantability and any warranty of fitness for a particular purpose. **NO CLAIMS FOR LOSS, DAMAGE OR LEAKAGE ALLOWED AFTER DELIVERY IS MADE IN GOOD CONDITION.**

Please  
Remit To:

**Hawkins, Inc.**  
**P.O. Box 860263**  
**Minneapolis, MN 55486-0263**

This contractor and subcontractor shall abide by the requirements of 41 CFR §560-1.4(a), 60-300.5(a) and 60-741.5(a). These regulations prohibit discrimination against qualified individuals based on their status as protected veterans or individuals with disabilities, and prohibit discrimination against all individuals based on their race, color, religion, sex, or national origin. Moreover, these regulations require that covered prime contractors and subcontractors take affirmative action to employ and advance in employment individuals without regard to race, color, religion, sex, national origin, protected veteran status or disability.



Hawkins, Inc.  
 2381 Rosegate  
 Roseville, MN 55113  
 Phone: (612) 331-6910

# INVOICE

Total Invoice **\$248.24**  
 Invoice Number 4294266  
 Invoice Date 6/4/18  
 Sales Order Number/Type 2638168 SO  
 Branch Plant 80  
 Shipment Number 2742063

Sold To: 292264  
 Lighthouse Utilities Co Inc.  
 PO Box 428  
 Port Saint Joe FL 32457

Ship To: 305375  
 Lighthouse Utilities Co Inc.  
 Well 2  
 7521 CR 38  
 Port St. Joe FL 32456

Net Due Date	Terms	FOB Description	Ship Via	Customer P.O.#	P.O. Release	Sales Agent #			
7/4/18	Net 30	PPD Origin	Hawkins			B80			
Line #	Item Number Cust Item #	Item Name/ Description	Tax	Qty Shipped	Trans UOM	Unit Price	Price UOM	Weight Net/Gross	Extended Price
2.000	44000	Chlorine (EPA-Regulated) 150 LB CYL	Y	2.0000 2.0000	CY CY	\$110.0000	CY	300.0 LB 544.0 GW	\$220.00
		Lot/SN: 33458-1	Lot Expiration Date 9/21/25						
2.001	699913V	150LB Vendor Chlorine Cylinder CYL 3AA480	N	2.0000 2.0000	CY RT	\$0.0000	RT	200.0 LB 200.0 GW	\$0.00
Related Order #: 2638168									
2.010	Fuel Surcharge	Freight	Y	1.0000	EA	\$12.0000			\$12.00

\*\*\*\*\* Electronic Billing Now Available. \*\*\*\*\*

Please contact our Accounts Receivable Department via email at [Credit.Dept@HawkinsInc.com](mailto:Credit.Dept@HawkinsInc.com) or call 612-331-6910 to get it setup on your account.

Tax Rate 7 %  
 Sales Tax \$16.24

Invoice Total **\$248.24**

Please Remit To:  
**Hawkins, Inc.**  
**P.O. Box 860263**  
**Minneapolis, MN 55486-0263**

**IMPORTANT:** All products are sold without warranty of any kind and purchasers will, by their own tests, determine suitability of such products for their own use. Seller warrants that all goods covered by this invoice were produced in compliance with the requirements of the Fair Labor Standards Act of 1938, as amended. Containers are to be paid for in full, as invoiced, and full refund will be made promptly provided containers are returned to original point of shipment. Return freight charges to be prepaid. The containers returned must be the same originally shipped, and show no evidence of abuse, or use for purposes other than the storage of original containers. Seller specifically disclaims and excludes any warranty of merchantability and any warranty of fitness for a particular purpose. **NO CLAIMS FOR LOSS, DAMAGE OR LEAKAGE ALLOWED AFTER DELIVERY IS MADE IN GOOD CONDITION.**

This contractor and subcontractor shall abide by the requirements of 41 CFR §660-1.4(a), 60-300.5(a) and 60-741.5(a). These regulations prohibit discrimination against qualified individuals based on their status as protected veterans or individuals with disabilities, and prohibit discrimination against all individuals based on their race, color, religion, sex, or national origin. Moreover, these regulations require that covered prime contractors and subcontractors take affirmative action to employ and advance in employment individuals without regard to race, color, religion, sex, national origin, protected veteran status or disability.



Hawkins, Inc.  
2381 Rosegate  
Roseville, MN 55113  
Phone: (612) 331-6910

# INVOICE

Total Invoice	<b>\$0.00</b>
Invoice Number	4294265
Invoice Date	6/4/18
Sales Order Number/Type	2638168 SO
Branch Plant	80
Shipment Number	2742062

Sold To: 292264  
Lighthouse Utilities Co Inc.  
PO Box 428  
Port Saint Joe FL 32457

Ship To: 305375  
Lighthouse Utilities Co Inc.  
Well 2  
7521 CR 38  
Port St. Joe FL 32456

Net Due Date	Terms	FOB Description	Ship Via	Customer P.O.#	P.O. Release	Sales Agent #			
7/4/18	Net 30	PPD Origin				B80			
Line #	Item Number Cust Item #	Item Name/ Description	Tax	Qty Shipped	Trans UOM	Unit Price	Price UOM	Weight Net/Gross	Extended Price
1.001	699913V	150LB Vendor Chlorine Cylinder	N	2.0000-	CY	\$0.0000	RT	200.0- LB	\$0.00
		CYL 3AA480		2.0000-	RT			200.0- GW	

Related Order #: 2638168

\*\*\*\*\* Electronic Billing Now Available.\*\*\*\*\*

Please contact our Accounts Receivable Department via email at [Credit.Dept@HawkinsInc.com](mailto:Credit.Dept@HawkinsInc.com)  
or call 612-331-6910 to get it setup on your account.

Page 1 of 1

Tax Rate  
0 %

Sales Tax  
\$0.00

Invoice Total

**\$0.00**

**No Discounts on Freight or Containers**

**IMPORTANT:** All products are sold without warranty of any kind and purchasers will, by their own tests, determine suitability of such products for their own use. Seller warrants that all goods covered by this invoice were produced in compliance with the requirements of the Fair Labor Standards Act of 1938, as amended. Containers are to be paid for in full, as invoiced, and full refund will be made promptly provided containers are returned to original point of shipment. Return freight charges to be prepaid. The containers returned must be the same originally shipped, and show no evidence of abuse, or use for purposes other than the storage of original containers. Seller specifically disclaims and excludes any warranty of merchantability and any warranty of fitness for a particular purpose. **NO CLAIMS FOR LOSS, DAMAGE OR LEAKAGE ALLOWED AFTER DELIVERY IS MADE IN GOOD CONDITION.**

Please  
Remit To:

**Hawkins, Inc.**  
**P.O. Box 860263**  
**Minneapolis, MN 55486-0263**

This contractor and subcontractor shall abide by the requirements of 41 CFR 9560-1.4(a), 60-300.5(a) and 60-741.5(a). These regulations prohibit discrimination against qualified individuals based on their status as protected veterans or individuals with disabilities, and prohibit discrimination against all individuals based on their race, color, religion, sex, or national origin. Moreover, these regulations require that covered prime contractors and subcontractors take affirmative action to employ and advance in employment individuals without regard to race, color, religion, sex, national origin, protected veteran status or disability.



Original



Hawkins, Inc.  
2381 Rosegate  
Roseville, MN 55113  
Phone: (612) 331-6910

# INVOICE

Total Invoice	\$-117.70
Invoice Number/Type	4206289 RI
Invoice Date	12/29/17
Sales Order Number/Type	2529023 SO
Branch Plant	80
Shipment Number	2577153

Sold To: 292264  
Lighthouse Utilities Co Inc.  
PO Box 428  
Port Saint Joe FL 32457

Ship To: 293670  
Lighthouse Utilities Co Inc.  
Well 1  
5610 SR 30A  
Port St. Joe FL 32456

Net Due Date	Terms	FOB Description	Ship Via	Customer P.O.#	P.O. Release	Sales Agent #			
1/28/18	Net 30	PPD Origin		return of cylinder		B80			
Line #	Item Number Cust Item #	Item Name/ Description	Tax	Qty Shipped	Trans UOM	Unit Price	Price UOM	Weight Net/Gross	Extended Price
1.000	44000	Chlorina (EPA-Regulated)	Y	1.0000-	CY	\$110.0000	CY	150.0- LB	\$-110.00
		150 LB CYL		1.0000-	CY			272.0- GW	

Lot/SN: 33458-1

Lot Expiration Date 9/21/25

\*\*\*\*\* Electronic Billing Now Available. \*\*\*\*\*

Please contact our Accounts Receivable Department via email at [Credit.Dept@HawkinsInc.com](mailto:Credit.Dept@HawkinsInc.com)  
or call 612-331-6910 to get it setup on your account.

Page 1 of 1

Tax Rate  
7 %

Sales Tax  
\$-7.70

Invoice Total

\$-117.70

**No Discounts on Freight or Containers**

**IMPORTANT:** All products are sold without warranty of any kind and purchasers will, by their own tests, determine suitability of such products for their own use. Seller warrants that all goods covered by this invoice were produced in compliance with the requirements of the Fair Labor Standards Act of 1938, as amended. Containers are to be used for in L.S. as shipped, and full refund will be made promptly. provided containers are returned to original point of shipment. Return freight charges to be prepaid. The containers returned must be the same originally shipped, and show no evidence of abuse, or use for purposes other than the storage of original containers. Seller specifically disclaims and excludes any warranty of merchantability and any warranty of fitness for a particular purpose. **NO CLAIMS FOR LOSS, DAMAGE OR LEAKAGE ALLOWED AFTER DELIVERY IS MADE IN GOOD CONDITION.**

Please  
Remit To:

**Hawkins, Inc.**  
**P.O. Box 860263**  
**Minneapolis, MN 55486-0263**

This contractor and subcontractor shall abide by the requirements of 41 CFR §§60-1.4(a), 60-300.5(a) and 60-741.5(a). These regulations prohibit discrimination against qualified individuals based on their status as protected veterans or individuals with disabilities, and prohibit discrimination against all individuals based on their race, color, religion, sex, or national origin. Moreover, these regulations require that covered prime contractors and subcontractors take affirmative action to employ and advance in employment individuals without regard to race, color, religion, sex, national origin, protected veteran status or disability.

[www.hawkinsinc.com](http://www.hawkinsinc.com)

Job# 500252698



Hawkins, Inc.  
2381 Rosegate  
Roseville, MN 55113  
Phone: (612) 331-6910

# INVOICE

Total Invoice	<b>\$248.24</b>
Invoice Number	4280261
Invoice Date	5/14/18
Sales Order Number/Type	2619893 SO
Branch Plant	80
Shipment Number	2714732

Sold To: 292264  
Lighthouse Utilities Co Inc.  
PO Box 428  
Port Saint Joe FL 32457

Ship To: 305375  
Lighthouse Utilities Co Inc.  
Well 2  
7521 CR 38  
Port St. Joe FL 32456

Net Due Date	Terms	FQB Description	Ship Via	Customer P.O.#	P.O. Release	Sales Agent #			
6/13/18	Net 30	PPD Origin	Hawkins			B80			
Line #	Item Number	Item Name/Description	Tax	Qty Shipped	Trans UOM	Unit Price	Price UOM	Weight Net/Gross	Extended Price
2.000	44000	Chlorine (EPA-Regulated)	Y	2.0000	CY	\$110.0000	CY	300.0 LB	\$220.00
		150 LB CYL		2.0000	CY			544.0 GW	
		Lot/SN: 33458-1						Lot Expiration Date 9/21/25	
2.001	699913V	150LB Vendor Chlorine Cylinder	N	2.0000	CY	\$0.0000	RT	200.0 LB	\$0.00
		CYL 3AA480		2.0000	RT			200.0 GW	
Related Order #: 2619893									
2.010	Fuel Surcharge	Freight	Y	1.0000	EA	\$12.0000			\$12.00

\*\*\*\*\* Electronic Billing Now Available.\*\*\*\*\*

Please contact our Accounts Receivable Department via email at [Credit.Dept@HawkinsInc.com](mailto:Credit.Dept@HawkinsInc.com) or call 612-331-6910 to get it setup on your account.

Page 1 of 1

Tax Rate  
7 %

Sales Tax  
\$16.24

Invoice Total

**\$248.24**

**No Discounts on Freight or Containers**

IMPORTANT: All products are sold without warranty of any kind and purchasers will, by their own tests, determine suitability of such products for their own use. Seller warrants that all goods covered by this invoice were produced in compliance with the requirements of the Fair Labor Standards Act of 1938, as amended. Containers are to be paid for in full, as invoiced, and full refund will be made promptly, provided containers are returned to original point of shipment. Return freight charges to be prepaid. The containers returned must be the same originally shipped, and show no evidence of abuse, or use for purposes other than the storage of original containers. Seller specifically disclaims and excludes any warranty of merchantability and any warranty of fitness for a particular purpose. NO CLAIMS FOR LOSS, DAMAGE OR LEAKAGE ALLOWED AFTER DELIVERY IS MADE IN GOOD CONDITION.

Please  
Remit To:

**Hawkins, Inc.**  
**P.O. Box 860263**  
**Minneapolis, MN 55486-0263**

This contractor and subcontractor shall abide by the requirements of 41 CFR §560-1.4(a), 60-300.5(a) and 60-741.5(a). These regulations prohibit discrimination against qualified individuals based on their status as protected veterans or individuals with disabilities, and prohibit discrimination against all individuals based on their race, color, religion, sex, or national origin. Moreover, these regulations require that covered prime contractors and subcontractors take affirmative action to employ and advance in employment individuals without regard to race, color, religion, sex, national origin, protected veteran status or disability.



Hawkins, Inc.  
2381 Rosegate  
Roseville, MN 55113  
Phone: (612) 331-6910

# INVOICE

Total Invoice	<b>\$0.00</b>
Invoice Number	4280260
Invoice Date	5/14/18
Sales Order Number/Type	2619893 SO
Branch Plant	80
Shipment Number	2714731

Sold To: 292264  
Lighthouse Utilities Co Inc.  
PO Box 428  
Port Saint Joe FL 32457

Ship To: 305375  
Lighthouse Utilities Co Inc.  
Well 2  
7521 CR 38  
Port St. Joe FL 32456

Net Due Date	Terms	FOB Description	Ship Via	Customer P.O.#	P.O. Release	Sales Agent #
6/13/18	Net 30	PPD Origin				B80

Line #	Item Number Cust Item #	Item Name/ Description	Tax	Qty Shipped	Trans UOM	Unit Price	Price UOM	Weight Net/Gross	Extended Price
1.001	699913V	150LB Vendor Chlorine Cylinder	N	3.0000-	CY	\$0.0000	RT	300.0- LB	\$0.00
		CYL 3AA480		3.0000-	RT			300.0- GW	

Related Order #: 2619893

\*\*\*\*\* Electronic Billing Now Available. \*\*\*\*\*

Please contact our Accounts Receivable Department via email at [Credit.Dept@HawkinsInc.com](mailto:Credit.Dept@HawkinsInc.com)  
or call 612-331-6910 to get it setup on your account.

Page 1 of 1

Tax Rate  
0 %

Sales Tax  
\$0.00

Invoice Total

**\$0.00**

**No Discounts on Freight or Containers**

**IMPORTANT:** All products are sold without warranty of any kind and purchasers will, by their own tests, determine suitability of such products for their own use. Seller warrants that all goods covered by this invoice were produced in compliance with the requirements of the Fair Labor Standards Act of 1938, as amended. Containers are to be paid for in full, as invoiced, and full refund will be made promptly, provided containers are returned to original point of shipment. Return freight charges to be prepaid. The containers returned must be the same originally shipped, and show no evidence of abuse, or use for purposes other than the storage of original containers. Seller specifically disclaims and excludes any warranty of merchantability and any warranty of fitness for a particular purpose. **NO CLAIMS FOR LOSS, DAMAGE OR LEAKAGE ALLOWED AFTER DELIVERY IS MADE IN GOOD CONDITION.**

Please  
Remit To:

**Hawkins, Inc.**  
**P.O. Box 860263**  
**Minneapolis, MN 55486-0263**

This contractor and subcontractor shall abide by the requirements of 41 CFR 5560-1.4(a), 60-300.5(a) and 60-741.5(a). These regulations prohibit discrimination against qualified individuals based on their status as protected veterans or individuals with disabilities, and prohibit discrimination against all individuals based on their race, color, religion, sex, or national origin. Moreover, these regulations require that covered prime contractors and subcontractors take affirmative action to employ and advance in employment individuals without regard to race, color, religion, sex, national origin, protected veteran status or disability.



Hawkins, Inc.  
2381 Rosegate  
Roseville, MN 55113  
Phone: (612) 331-6910

# INVOICE

Total Invoice	<b>\$130.54</b>
Invoice Number	4267756
Invoice Date	4/23/18
Sales Order Number/Type	2605683 SO
Branch Plant	80
Shipment Number	2693289

Sold To: 292264  
Lighthouse Utilities Co Inc.  
PO Box 428  
Port Saint Joe FL 32457

Ship To: 305375  
Lighthouse Utilities Co Inc.  
Well 2  
7521 CR 38  
Port St. Joe FL 32456

Net Due Date	Terms	FOB Description	Ship Via	Customer P.O.#	P.O. Release	Sales Agent #			
5/23/18	Net 30	PPD Origin	Hawkins			B80			
Line #	Item Number Cust Item #	Item Name/ Description	Tax	Qty Shipped	Trans UOM	Unit Price	Price UOM	Weight Net/Gross	Extended Price
2.000	44000	Chlorine (EPA-Regulated) 150 LB CYL	Y	1.0000 1.0000	CY CY	\$110.0000	CY	150.0 LB 272.0 GW	\$110.00
		Lot/SN: 33458-1			Lot Expiration Date 9/21/25				
2.001	699913V	150LB Vendor Chlorine Cylinder CYL 3AA480	N	1.0000 1.0000	CY RT	\$0.0000	RT	100.0 LB 100.0 GW	\$0.00
Related Order #: 2605683									
2.010	Fuel Surcharge	Freight	Y	1.0000	EA	\$12.0000			\$12.00

\*\*\*\*\* Electronic Billing Now Available.\*\*\*\*\*

Please contact our Accounts Receivable Department via email at [Credit.Dept@HawkinsInc.com](mailto:Credit.Dept@HawkinsInc.com)  
or call 612-331-6910 to get it setup on your account.

Page 1 of 1

Tax Rate  
7 %

Sales Tax  
\$8.54

Invoice Total

**\$130.54**

**No Discounts on Freight or Containers**

**IMPORTANT:** All products are sold without warranty of any kind and purchasers will, by their own tests, determine suitability of such products for their own use. Seller warrants that all goods covered by this invoice were produced in compliance with the requirements of the Fair Labor Standards Act of 1938, as amended. Containers are to be paid for in full, as invoiced, and full refund will be made promptly, provided containers are returned to original point of shipment. Return freight charges to be prepaid. The containers returned must be the same originally shipped, and show no evidence of abuse, or use for purposes other than the storage of original containers. Seller specifically disclaims and excludes any warranty of merchantability and any warranty of fitness for a particular purpose. **NO CLAIMS FOR LOSS, DAMAGE OR LEAKAGE ALLOWED AFTER DELIVERY IS MADE IN GOOD CONDITION.**

Please  
Remit To:

**Hawkins, Inc.**  
**P.O. Box 860263**  
**Minneapolis, MN 55486-0263**

This contractor and subcontractor shall abide by the requirements of 41 CFR §560-1.4(a), 60-300.5(a) and 60-741.5(a). These regulations prohibit discrimination against qualified individuals based on their status as protected veterans or individuals with disabilities, and prohibit discrimination against all individuals based on their race, color, religion, sex, or national origin. Moreover, these regulations require that covered prime contractors and subcontractors take affirmative action to employ and advance in employment individuals without regard to race, color, religion, sex, national origin, protected veteran status or disability.





Hawkins, Inc.  
2381 Rosegate  
Roseville, MN 55113  
Phone: (612) 331-6910

# INVOICE

Total Invoice	<b>\$0.00</b>
Invoice Number	4267755
Invoice Date	4/23/18
Sales Order Number/Type	2605683 SO
Branch Plant	80
Shipment Number	2693288

Sold To: 292264  
Lighthouse Utilities Co Inc.  
PO Box 428  
Port Saint Joe FL 32457

Ship To: 305375  
Lighthouse Utilities Co Inc.  
Well 2  
7521 CR 38  
Port St. Joe FL 32456

Net Due Date	Terms	FOB Description	Ship Via	Customer P.O.#	P.O. Release	Sales Agent #			
5/23/18	Net 30	PPD Origin				B80			
Line #	Item Number Cust Item #	Item Name/ Description	Tax	Qty Shipped	Trans UOM	Unit Price	Price UOM	Weight Net/Gross	Extended Price
1.001	699913V	150LB Vendor Chlorine Cylinder	N	1.0000-	CY	\$0.0000	RT	100.0- LB	\$0.00
		CYL 3AA480		1.0000-	RT			100.0- GW	

Related Order #: 2605683

\*\*\*\*\* Electronic Billing Now Available. \*\*\*\*\*

Please contact our Accounts Receivable Department via email at [Credit.Dept@HawkinsInc.com](mailto:Credit.Dept@HawkinsInc.com)  
or call 612-331-6910 to get it setup on your account.

Page 1 of 1

Tax Rate  
0 %

Sales Tax  
\$0.00

Invoice Total

**\$0.00**

**No Discounts on Freight or Containers**

**IMPORTANT:** All products are sold without warranty of any kind and purchasers will, by their own tests, determine suitability of such products for their own use. Seller warrants that all goods covered by this invoice were produced in compliance with the requirements of the Fair Labor Standards Act of 1938, as amended. Containers are to be paid for in full, as invoiced, and full refund will be made promptly, provided containers are returned to original point of shipment. Return freight charges to be prepaid. The containers returned must be the same originally shipped, and show no evidence of abuse, or use for purposes other than the storage of original containers. Seller specifically disclaims and excludes any warranty of merchantability and any warranty of fitness for a particular purpose.  
**NO CLAIMS FOR LOSS, DAMAGE OR LEAKAGE ALLOWED AFTER DELIVERY IS MADE IN GOOD CONDITION**

Please  
Remit To:

**Hawkins, Inc.**  
**P.O. Box 860263**  
**Minneapolis, MN 55486-0263**

This contractor and subcontractor shall abide by the requirements of 41 CFR 5560-1.4(a), 60-300.5(a) and 60-741.5(a). These regulations prohibit discrimination against qualified individuals based on their status as protected veterans or individuals with disabilities, and prohibit discrimination against all individuals based on their race, color, religion, sex, or national origin. Moreover, these regulations require that covered prime contractors and subcontractors take affirmative action to employ and advance in employment individuals without regard to race, color, religion, sex, national origin, protected veteran status or disability.



Hawkins, Inc.  
2381 Rosegate  
Roseville, MN 55113  
Phone: (612) 331-6910

# INVOICE

Total Invoice **\$254.44**  
Invoice Number 4322942  
Invoice Date 7/16/18  
Sales Order Number/Type 2679781 SO  
Branch Plant 80  
Shipment Number 2804896

Sold To: 292264  
Lighthouse Utilities Co Inc.  
PO Box 428  
Port Saint Joe FL 32457

Ship To: 305375  
Lighthouse Utilities Co Inc.  
Well 2  
7521 CR 38  
Port St. Joe FL 32456

Net Due Date	Net 30	FOB Description	Ship Via	Customer P.O.#	P.O. Release	Sales Agent #			
8/15/18	Net 30	PPD Origin	Hawkins			B80			
Qty	Item Number	Item Name/Description	Tax	Qty Shipped	Trans UOM	Unit Price	Price UOM	Weight Net/Gross	Extended Price
4.000	4800	Chlorine - EPA Reg. No. 7870-2 150 # CYL	Y	2.0000	CY	\$112.8930	CY	300.0 LB 523.8 GW	\$225.79
Container Barcodes: 069078, 063864									
4.001	699913	150 Lb Chlorine Cylinder CYL 3AA480	N	2.0000	CY	\$0.0000	RT	0 LB 200.0 GW	\$0.00
Related Order #: 2679781									
4.010	Fuel Surcharge	Freight	Y	1.0000	EA	\$12.0000			\$12.00

\*\*\*\*\* Electronic Billing Now Available.\*\*\*\*\*

Please contact our Accounts Receivable Department via email at [Credit.Dept@HawkinsInc.com](mailto:Credit.Dept@HawkinsInc.com)  
or call 612-331-6910 to get it setup on your account.

Page 1 of 1

Tax Rate  
7 %

Sales Tax  
\$16.65

Invoice Total

**\$254.44**

**No Discounts on Freight or Containers**

**IMPORTANT:** All products are sold without warranty of any kind and purchasers will, by their own tests, determine suitability of such products for their own use. Seller warrants that all goods covered by this invoice were produced in compliance with the requirements of the Fair Labor Standards Act of 1938, as amended. Containers are to be paid for in full, as invoiced, and full refund will be made promptly, provided containers are returned to original point of shipment. Return freight charges to be prepaid. The containers returned must be the same originally shipped, and show no evidence of abuse or use for purposes other than the storage of original containers. Seller specifically disclaims and excludes any warranty of merchantability and any warranty of fitness for a particular purpose. **NO CLAIMS FOR LOSS, DAMAGE OR LEAKAGE ALLOWED AFTER DELIVERY IS MADE IN GOOD CONDITION.**

Please  
Remit To:

**Hawkins, Inc.**  
**P.O. Box 860263**  
**Minneapolis, MN 55486-0263**

This contractor and subcontractor shall abide by the requirements of 41 CFR §60-1.4(a), 60-300.5(a) and 60-741.5(a). These regulations prohibit discrimination against qualified individuals based on their status as protected veterans or individuals with disabilities, and prohibit discrimination against all individuals based on their race, color, religion, sex, or national origin. Moreover, these regulations require that covered prime contractors and subcontractors take affirmative action to employ and advance in employment individuals without regard to race, color, religion, sex, national origin, protected veteran status or disability.



Hawkins, Inc.  
2381 Rosegate  
Roseville, MN 55113  
Phone: (612) 331-6910

# INVOICE

Total Invoice **\$0.00**  
 Invoice Number 4322941  
 Invoice Date 7/16/18  
 Sales Order Number/Type 2679781 SO  
 Branch Plant 80  
 Shipment Number 2804894

Sold To: 292264  
 Lighthouse Utilities Co Inc.  
 PO Box 428  
 Port Saint Joe FL 32457

Ship To: 305375  
 Lighthouse Utilities Co Inc.  
 Well 2  
 7521 CR 38  
 Port St. Joe FL 32456

Qty	Due Date	Terms	FCB Description	Ship Via	Customer P.O.#	P.O. Release	Sales Agent #		
	8/15/18	Net 30	PPD Origin				B80		
Line #	Item Number	Item Name/Description	Tax	Qty Shipped	Trans UOM	Unit Price	Price UOM	Weight Net/Gross	Extended Price
3.001	699913V	150LB Vendor Chlorine Cylinder	N	2.0000-	CY	\$0.0000	RT	200.0- LB	\$0.00
		CYL 3AA480		2.0000-	RT			200.0- GW	

Related Order #: 2679781

\*\*\*\* Electronic Billing Now Available. \*\*\*\*

Please contact our Accounts Receivable Department via email at [Credit.Dept@HawkinsInc.com](mailto:Credit.Dept@HawkinsInc.com) or call 612-331-6910 to get it setup on your account.

Page 1 of 1

Tax Rate  
0 %

Sales Tax  
\$0.00

Invoice Total

**\$0.00**

**No Discounts on Freight or Containers**

**IMPORTANT:** All products are sold without warranty of any kind and purchasers will, by their own tests, determine suitability of such products for their own use. Seller warrants that all goods covered by this invoice were produced in compliance with the requirements of the Fair Labor Standards Act of 1938, as amended. Containers are to be paid for in full, as invoiced, and full refund will be made promptly, provided containers are returned to original point of shipment. Return freight charges to be prepaid. The containers returned must be the same originally shipped, and show no evidence of abuse, or use for purposes other than the storage of original containers. Seller specifically disclaims and excludes any warranty of merchantability and any warranty of fitness for a particular purpose. **NO CLAIMS FOR LOSS, DAMAGE OR LEAKAGE ALLOWED AFTER DELIVERY IS MADE IN GOOD CONDITION.**

Please  
Remit To:

**Hawkins, Inc.**  
**P.O. Box 860263**  
**Minneapolis, MN 55486-0263**

This contractor and subcontractor shall abide by the requirements of 41 CFR §560-1.4(a), 60-300.5(a) and 60-741.5(a). These regulations prohibit discrimination against qualified individuals based on their status as protected veterans or individuals with disabilities, and prohibit discrimination against all individuals based on their race, color, religion, sex, or national origin. Moreover, these regulations require that covered prime contractors and subcontractors take affirmative action to employ and advance in employment individuals without regard to race, color, religion, sex, national origin, protected veteran status or disability.



Hawkins, Inc.  
2381 Rosegate  
Roseville, MN 55113  
Phone: (612) 331-6910

# INVOICE

Total Invoice	<b>\$0.00</b>
Invoice Number	4250293
Invoice Date	3/26/18
Sales Order Number/Type	2586057 SO
Branch Plant	80
Shipment Number	2663230

Sold To: 292264  
Lighthouse Utilities Co Inc.  
PO Box 428  
Port Saint Joe FL 32457

Ship To: 305375  
Lighthouse Utilities Co Inc.  
Well 2  
7521 CR 38  
Port St. Joe FL 32456

Net Due Date	Terms	FOB Description	Ship Via	Customer P.O.#	P.O. Release	Sales Agent #			
4/25/18	Net 30	PPD Origin				B80			
Line #	Item Number Cust Item #	Item Name/ Description	Tax	Qty Shipped	Trans UOM	Unit Price	Price UOM	Weight Net/Gross	Extended Price
1.001	699913V	150LB Vendor Chlorine Cylinder	N	2.0000-	CY	\$0.0000	RT	200.0- LB	\$0.00
		CYL 3AA480		2.0000-	RT			200.0- GW	

Related Order #: 2586057

\*\*\*\*\* Electronic Billing Now Available.\*\*\*\*\*

Please contact our Accounts Receivable Department via email at [Credit.Dept@HawkinsInc.com](mailto:Credit.Dept@HawkinsInc.com)  
or call 612-331-6910 to get it setup on your account.

Page 1 of 1

Tax Rate  
0 %

Sales Tax  
\$0.00

Invoice Total

**\$0.00**

**No Discounts on Freight or Containers**

**IMPORTANT:** All products are sold without warranty of any kind and purchasers will, by their own tests, determine suitability of such products for their own use. Seller warrants that all goods covered by this invoice were produced in compliance with the requirements of the Fair Labor Standards Act of 1938, as amended. Containers are to be paid for in full, as invoiced, and full refund will be made promptly, provided containers are returned to original point of shipment. Return freight charges to be prepaid. The containers returned must be the same originally shipped, and show no evidence of abuse, or use for purposes other than the storage of original containers. Seller specifically disclaims and excludes any warranty of merchantability and any warranty of fitness for a particular purpose.  
**NO CLAIMS FOR LOSS, DAMAGE OR LEAKAGE ALLOWED AFTER DELIVERY IS MADE IN GOOD CONDITION.**

Please  
Remit To:

**Hawkins, Inc.**  
**P.O. Box 860263**  
**Minneapolis, MN 55486-0263**

This contractor and subcontractor shall abide by the requirements of 41 CFR 5560-1.4(a), 60-300.5(a) and 60-741.5(a). These regulations prohibit discrimination against qualified individuals based on their status as protected veterans or individuals with disabilities, and prohibit discrimination against all individuals based on their race, color, religion, sex, or national origin. Moreover, these regulations require that covered prime contractors and subcontractors take affirmative action to employ and advance in employment individuals without regard to race, color, religion, sex, national origin, protected veteran status or disability.



Hawkins, Inc.  
2381 Rosegate  
Roseville, MN 55113  
Phone: (612) 331-6910

# INVOICE

Total Invoice	<b>\$0.00</b>
Invoice Number	4250294
Invoice Date	3/26/18
Sales Order Number/Type	2586057 SO
Branch Plant	80
Shipment Number	2665058

Sold To: 292264  
Lighthouse Utilities Co Inc.  
PO Box 428  
Port Saint Joe FL 32457

Ship To: 305375  
Lighthouse Utilities Co Inc.  
Well 2  
7521 CR 38  
Port St. Joe FL 32456

Net Due Date	Terms	FOB Description	Ship Via	Customer P.O.#	P.O. Release	Sales Agent #			
4/25/18	Net 30	COL Origin	Hawkins			B80			
Line #	Item Number Cust Item #	Item Name/ Description	Tax	Qty Shipped	Trans UOM	Unit Price	Price UOM	Weight Net/Gross	Extended Price
2.001	699913	150 Lb Chlorine Cylinder CYL 3AA480	N	1.0000- 1.0000-	CY RT	\$0.0000	RT	.0 LB 100.0- GW	\$0.00

Related Order #: 2586057

Container Barcodes: 052659

\*\*\*\*\* Electronic Billing Now Available.\*\*\*\*\*

Please contact our Accounts Receivable Department via email at [Credit.Dept@HawkinsInc.com](mailto:Credit.Dept@HawkinsInc.com)  
or call 612-331-6910 to get it setup on your account.

Page 1 of 1

Tax Rate  
0 %

Sales Tax  
\$0.00

Invoice Total

**\$0.00**

**No Discounts on Freight or Containers**

**IMPORTANT:** All products are sold without warranty of any kind and purchasers will, by their own tests, determine suitability of such products for their own use. Seller warrants that all goods covered by this invoice were produced in compliance with the requirements of the Fair Labor Standards Act of 1938, as amended. Containers are to be paid for in full, as invoiced, and full refund will be made promptly provided containers are returned to original point of shipment. Return freight charges to be prepaid. The containers returned must be the same originally shipped, and show no evidence of abuse, or use for purposes other than the storage of original containers. Seller specifically disclaims and excludes any warranty of merchantability and any warranty of fitness for a particular purpose. **NO CLAIMS FOR LOSS, DAMAGE OR LEAKAGE ALLOWED AFTER DELIVERY IS MADE IN GOOD CONDITION.**

Please  
Remit To:

**Hawkins, Inc.**  
**P.O. Box 860263**  
**Minneapolis, MN 55486-0263**

This contractor and subcontractor shall abide by the requirements of 41 CFR §§60-1.4(a), 60-300.5(a) and 60-741.5(a). These regulations prohibit discrimination against qualified individuals based on their status as protected veterans or individuals with disabilities, and prohibit discrimination against all individuals based on their race, color, religion, sex, or national origin. Moreover, these regulations require that covered prime contractors and subcontractors take affirmative action to employ and advance in employment individuals without regard to race, color, religion, sex, national origin, protected veteran status or disability.



Hawkins, Inc.  
2381 Rosegate  
Roseville, MN 55113  
Phone: (612) 331-6910

# INVOICE

Total Invoice	<b>\$365.94</b>
Invoice Number	4262884
Invoice Date	4/16/18
Sales Order Number/Type	2597335 SO
Branch Plant	80
Shipment Number	2687863

Sold To: 292264  
Lighthouse Utilities Co Inc.  
PO Box 428  
Port Saint Joe FL 32457

Ship To: 305375  
Lighthouse Utilities Co Inc.  
Well 2  
7521 CR 38  
Port St. Joe FL 32456

Net Due Date	Terms	FOB Description	Ship Via	Customer P.O.#	P.O. Release	Sales Agent #			
5/16/18	Net 30	PPD Origin	Hawkins			B80			
Line #	Item Number Cust Item #	Item Name/ Description	Tax	Qty Shipped	Trans UOM	Unit Price	Price UOM	Weight Net/Gross	Extended Price
5.000	44000	Chlorine (EPA-Regulated) 150 LB CYL	Y	3.0000 3.0000	CY CY	\$110.0000	CY	450.0 LB 816.0 GW	\$330.00
		Lot/SN: 33458-1	Lot Expiration Date 9/21/25						
5.001	699913V	150LB Vendor Chlorine Cylinder CYL 3AA480	N	3.0000 3.0000	CY RT	\$0.0000	RT	300.0 LB 300.0 GW	\$0.00
Related Order #: 2597335									
5.010	Fuel Surcharge	Freight	Y	1.0000	EA	\$12.0000			\$12.00

\*\*\*\*\* Electronic Billing Now Available.\*\*\*\*\*

Please contact our Accounts Receivable Department via email at [Credit.Dept@HawkinsInc.com](mailto:Credit.Dept@HawkinsInc.com)  
or call 612-331-6910 to get it setup on your account.

Page 1 of 1

Tax Rate  
7 %

Sales Tax  
\$23.94

Invoice Total

**\$365.94**

**No Discounts on Freight or Containers**  
IMPORTANT: All products are sold without warranty of any kind and purchasers will, by their own tests, determine suitability of such products for their own use. Seller warrants that all goods covered by this invoice were produced in compliance with the requirements of the Fair Labor Standards Act of 1938, as amended. Containers are to be paid for in full, as invoiced, and full refund will be made promptly, provided containers are returned to original point of shipment. Return freight charges to be prepaid. The containers returned must be the same originally shipped, and show no evidence of abuse, or use for purposes other than the storage of original containers. Seller specifically disclaims and excludes any warranty of merchantability and any warranty of fitness for a particular purpose.  
**NO CLAIMS FOR LOSS, DAMAGE OR LEAKAGE ALLOWED AFTER DELIVERY IS MADE IN GOOD CONDITION**

Please  
Remit To:

**Hawkins, Inc.**  
**P.O. Box 860263**  
**Minneapolis, MN 55486-0263**

This contractor and subcontractor shall abide by the requirements of 41 CFR 560-1.4(a), 60-300.5(a) and 60-741.5(a). These regulations prohibit discrimination against qualified individuals based on their status as protected veterans or individuals with disabilities, and prohibit discrimination against all individuals based on their race, color, religion, sex, or national origin. Moreover, these regulations require that covered prime contractors and subcontractors take affirmative action to employ and advance in employment individuals without regard to race, color, religion, sex, national origin, protected veteran status or disability.



Hawkins, Inc.  
2381 Rosegate  
Roseville, MN 55113  
Phone: (612) 331-6910

# INVOICE

Total Invoice	<b>\$0.00</b>
Invoice Number	4262882
Invoice Date	4/16/18
Sales Order Number/Type	2597335 SO
Branch Plant	80
Shipment Number	2687860

Sold To: 292264  
Lighthouse Utilities Co Inc.  
PO Box 428  
Port Saint Joe FL 32457

Ship To: 305375  
Lighthouse Utilities Co Inc.  
Well 2  
7521 CR 38  
Port St. Joe FL 32456

Net Due Date	Terms	FOB Description	Ship Via	Customer P.O.#	P.O. Release	Sales Agent #			
5/16/18	Net 30	COL Origin	Hawkins			B80			
Line #	Item Number Cust Item #	Item Name/ Description	Tax	Qty Shipped	Trans UOM	Unit Price	Price UOM	Weight Net/Gross	Extended Price
3.001	699913	150 Lb Chlorine Cylinder	N	2.0000-	CY	\$0.0000	RT	.0 LB	\$0.00
		CYL 3AA480		2.0000-	RT			200.0- GW	

Related Order #: 2597335

Container Barcodes: 050446, 050918

\*\*\*\*\* Electronic Billing Now Available.\*\*\*\*\*

Please contact our Accounts Receivable Department via email at [Credit.Dept@HawkinsInc.com](mailto:Credit.Dept@HawkinsInc.com)  
or call 612-331-6910 to get it setup on your account.

Page 1 of 1

Tax Rate	Sales Tax
0 %	\$0.00

Invoice Total **\$0.00**

**No Discounts on Freight or Containers**  
IMPORTANT: All products are sold without warranty of any kind and purchasers will, by their own tests, determine suitability of such products for their own use. Seller warrants that all goods covered by this invoice were produced in compliance with the requirements of the Fair Labor Standards Act of 1938, as amended. Containers are to be paid for in full, as invoiced, and full refund will be made promptly, provided containers are returned to original point of shipment. Return freight charges to be prepaid. The containers returned must be the same originally shipped, and show no evidence of abuse, or use for purposes other than the storage of original containers. Seller specifically disclaims and excludes any warranty of merchantability and any warranty of fitness for a particular purpose. **NO CLAIMS FOR LOSS, DAMAGE OR LEAKAGE ALLOWED AFTER DELIVERY IS MADE IN GOOD CONDITION.**

Please Remit To: **Hawkins, Inc.**  
**P.O. Box 860263**  
**Minneapolis, MN 55486-0263**

This contractor and subcontractor shall abide by the requirements of 41 CFR §§60-1.4(a), 60-300.5(a) and 60-741.5(a). These regulations prohibit discrimination against qualified individuals based on their status as protected veterans or individuals with disabilities, and prohibit discrimination against all individuals based on their race, color, religion, sex, or national origin. Moreover, these regulations require that covered prime contractors and subcontractors take affirmative action to employ and advance in employment individuals without regard to race, color, religion, sex, national origin, protected veteran status or disability.



Hawkins, Inc.  
2381 Rosegate  
Roseville, MN 55113  
Phone: (612) 331-6910

# INVOICE

Total Invoice	<b>\$0.00</b>
Invoice Number	4262883
Invoice Date	4/16/18
Sales Order Number/Type	2597335 SO
Branch Plant	80
Shipment Number	2687862

Sold To: 292264  
Lighthouse Utilities Co Inc.  
PO Box 428  
Port Saint Joe FL 32457

Ship To: 305375  
Lighthouse Utilities Co Inc.  
Well 2  
7521 CR 38  
Port St. Joe FL 32456

Net Due Date	Terms	FOB Description	Ship Via	Customer P.O.#	P.O. Release	Sales Agent #
5/16/18	Net 30	PPD Origin				B80

Line #	Item Number Cust. Item #	Item Name/ Description	Tax	Qty Shipped	Trans UOM	Unit Price	Price UOM	Weight Net/Gross	Extended Price
4.001	699913V	150LB Vendor Chlorine Cylinder	N	1.0000-	CY	\$0.0000	RT	100.0- LB	\$0.00
		CYL 3AA480		1.0000-	RT			100.0- GW	

Related Order #: 2597335

\*\*\*\*\* Electronic Billing Now Available. \*\*\*\*\*

Please contact our Accounts Receivable Department via email at [Credit.Dept@HawkinsInc.com](mailto:Credit.Dept@HawkinsInc.com)  
or call 612-331-6910 to get it setup on your account.

Page 1 of 1

Tax Rate: 0 %  
Sales Tax: \$0.00

Invoice Total **\$0.00**

**No Discounts on Freight or Containers**  
IMPORTANT: All products are sold without warranty of any kind and purchasers will, by their own tests, determine suitability of such products for their own use. Seller warrants that all goods covered by this invoice were produced in compliance with the requirements of the Fair Labor Standards Act of 1938, as amended. Containers are to be paid for in full, as invoiced, and full refund will be made promptly, provided containers are returned to original point of shipment. Return freight charges to be prepaid. The containers returned must be the same originally shipped, and show no evidence of abuse, or use for purposes other than the storage of original containers. Seller specifically disclaims and excludes any warranty of merchantability and any warranty of fitness for a particular purpose.  
**NO CLAIMS FOR LOSS, DAMAGE OR LEAKAGE ALLOWED AFTER DELIVERY IS MADE IN GOOD CONDITION**

Please Remit To:  
**Hawkins, Inc.**  
**P.O. Box 860263**  
**Minneapolis, MN 55486-0263**

This contractor and subcontractor shall abide by the requirements of 41 CFR §60-1.4(a), 60-300.5(a) and 60-741.5(a). These regulations prohibit discrimination against qualified individuals based on their status as protected veterans or individuals with disabilities, and prohibit discrimination against all individuals based on their race, color, religion, sex, or national origin. Moreover, these regulations require that covered prime contractors and subcontractors take affirmative action to employ and advance in employment individuals without regard to race, color, religion, sex, national origin, protected veteran status or disability.





Hawkins, Inc.  
2381 Rosegate  
Roseville, MN 55113  
Phone: (612) 331-6910

# INVOICE

Total Invoice	<b>\$248.24</b>	
Invoice Number/Type	4236277	RI
Invoice Date	2/26/18	
Sales Order Number/Type	2563998	SO
Branch Plant	80	
Shipment Number	2630207	

Sold To: 292264  
Lighthouse Utilities Co Inc.  
PO Box 428  
Port Saint Joe FL 32457

Ship To: 305375  
Lighthouse Utilities Co Inc.  
Well 2  
7521 CR 38  
Port St. Joe FL 32456

Net Due Date	Terms	FOB Description	Ship Via	Customer P.O.#	P.O. Release	Sales Agent #			
3/28/18	Net 30	PPD Origin	Hawkins			B80			
Line #	Item Number Cust Item #	Item Name/ Description	Tax	Qty Shipped	Trans UOM	Unit Price	Price UOM	Weight Net/Gross	Extended Price
2.000	4800	Chlorine - EPA Reg. No. 7870-2 150 # CYL	Y	2.0000 2.0000	CY CY	\$110.0000	CY	300.0 LB 523.8 GW	\$220.00
2.010	Fuel Surcharge	Freight	Y	1.0000	EA	\$12.0000			\$12.00

\*\*\*\*\* Electronic Billing Now Available.\*\*\*\*\*

Please contact our Accounts Receivable Department via email at [Credit.Dept@HawkinsInc.com](mailto:Credit.Dept@HawkinsInc.com)  
or call 612-331-6910 to get it setup on your account.

Page 1 of 1

Tax Rate  
7 %

Sales Tax  
\$16.24

Invoice Total

**\$248.24**

**No Discounts on Freight or Containers**

**IMPORTANT:** All products are sold without warranty of any kind and purchasers will, by their own tests, determine suitability of such products for their own use. Seller warrants that all goods covered by this invoice were produced in compliance with the requirements of the Fair Labor Standards Act of 1938, as amended. Containers are to be paid for in full, as invoiced, and full refund will be made promptly, provided containers are returned to original point of shipment. Return freight charges to be prepaid. The containers returned must be the same originally shipped, and show no evidence of abuse, or use for purposes other than the storage of original containers. Seller specifically disclaims and excludes any warranty of merchantability and any warranty of fitness for a particular purpose.  
**NO CLAIMS FOR LOSS, DAMAGE OR LEAKAGE ALLOWED AFTER DELIVERY IS MADE IN GOOD CONDITION.**

Please  
Remit To:

**Hawkins, Inc.**  
**P.O. Box 860263**  
**Minneapolis, MN 55486-0263**

This contractor and subcontractor shall abide by the requirements of 41 CFR §60-1.4(a), 60-300.5(a) and 60-741.5(a). These regulations prohibit discrimination against qualified individuals based on their status as protected veterans or individuals with disabilities, and prohibit discrimination against all individuals based on their race, color, religion, sex, or national origin. Moreover, these regulations require that covered prime contractors and subcontractors take affirmative action to employ and advance in employment individuals without regard to race, color, religion, sex, national origin, protected veteran status or disability.



Hawkins, Inc.  
2381 Rosegate  
Roseville, MN 55113  
Phone: (612) 331-6910

# INVOICE

Total Invoice	<b>\$130.54</b>	
Invoice Number/Type	4221735	RI
Invoice Date	1/29/18	
Sales Order Number/Type	2547580	SO
Branch Plant	80	
Shipment Number	2604842	

Sold To: 292264  
Lighthouse Utilities Co Inc.  
PO Box 428  
Port Saint Joe FL 32457

Ship To: 293670  
Lighthouse Utilities Co Inc.  
Well 1  
5610 SR 30A  
Port St. Joe FL 32456

Net Due Date	Terms	FOB Description	Ship Via	Customer P.O.#	P.O Release	Sales Agent #			
2/28/18	Net 30	PPD Origin	Hawkins			B80			
Line #	Item Number Cust Item #	Item Name/ Description	Tax	Qty Shipped	Trans UOM	Unit Price	Price UOM	Weight Net/Gross	Extended Price
2.000	44000	Chlorine (EPA-Regulated) 150 LB CYL	Y	1.0000 1.0000	CY CY	\$110.0000	CY	150.0 LB 272.0 GW	\$110.00
		Lot/SN: 33458-1	Lot Expiration Date 9/21/25						
2.010	Fuel Surcharge	Freight	Y	1.0000	EA	\$12.0000			\$12.00

\*\*\*\*\* Electronic Billing Now Available.\*\*\*\*\*

Please contact our Accounts Receivable Department via email at [Credit.Dept@HawkinsInc.com](mailto:Credit.Dept@HawkinsInc.com)  
or call 612-331-6910 to get it setup on your account.

Page 1 of 1

Tax Rate  
7 %

Sales Tax  
\$8.54

Invoice Total

**\$130.54**

**No Discounts on Freight or Containers**

IMPORTANT: All products are sold without warranty of any kind and purchasers will, by their own tests, determine suitability of such products for their own use. Seller warrants that all goods covered by this invoice were produced in compliance with the requirements of the Fair Labor Standards Act of 1938, as amended. Containers are to be paid for in full, as invoiced, and full refund will be made promptly, provided containers are returned to original point of shipment. Return freight charges to be prepaid. The containers returned must be the same originally shipped, and show no evidence of abuse, or use for purposes other than the storage of original containers. Seller specifically disclaims and excludes any warranty of merchantability and any warranty of fitness for a particular purpose. NO CLAIMS FOR LOSS, DAMAGE OR LEAKAGE ALLOWED AFTER DELIVERY IS MADE IN GOOD CONDITION.

Please  
Remit To:

**Hawkins, Inc.**  
**P.O. Box 860263**  
**Minneapolis, MN 55486-0263**

This contractor and subcontractor shall abide by the requirements of 41 CFR §560-1.4(a), 60-300.5(a) and 60-741.5(a). These regulations prohibit discrimination against qualified individuals based on their status as protected veterans or individuals with disabilities, and prohibit discrimination against all individuals based on their race, color, religion, sex, or national origin. Moreover, these regulations require that covered prime contractors and subcontractors take affirmative action to employ and advance in employment individuals without regard to race, color, religion, sex, national origin, protected veteran status or disability.



Hawkins, Inc.  
2381 Rosegate  
Roseville, MN 55113  
Phone: (612) 331-6910

# INVOICE

Total Invoice	<b>\$130.54</b>	
Invoice Number/Type	4221736	RI
Invoice Date	1/29/18	
Sales Order Number/Type	2547581	SO
Branch Plant	80	
Shipment Number	2604844	

Sold To: 292264  
Lighthouse Utilities Co Inc.  
PO Box 428  
Port Saint Joe FL 32457

Ship To: 305375  
Lighthouse Utilities Co Inc.  
Well 2  
7521 CR 38  
Port St. Joe FL 32456

Net Due Date	Terms	FOB Description	Ship Via	Customer P.O.#	P.O. Release	Sales Agent #			
2/28/18	Net 30	PPD Origin	Hawkins			B80			
Line #	Item Number Cust Item #	Item Name/ Description	Tax	Qty Shipped	Trans UOM	Unit Price	Price UOM	Weight Net/Gross	Extended Price
2.000	44000	Chlorine (EPA-Regulated) 150 LB CYL	Y	1.0000 1.0000	CY CY	\$110.0000	CY	150.0 LB 272.0 GW	\$110.00
		Lot/SN: 33458-1	Lot Expiration Date 9/21/25						
2.010	Fuel Surcharge	Freight	Y	1.0000	EA	\$12.0000			\$12.00

\*\*\*\*\* Electronic Billing Now Available. \*\*\*\*\*

Please contact our Accounts Receivable Department via email at [Credit.Dept@HawkinsInc.com](mailto:Credit.Dept@HawkinsInc.com)  
or call 612-331-6910 to get it setup on your account.

Page 1 of 1

Tax Rate  
7 %

Sales Tax  
\$8.54

Invoice Total

**\$130.54**

**No Discounts on Freight or Containers**  
IMPORTANT: All products are sold without warranty of any kind and purchasers will, by their own tests, determine suitability of such products for their own use. Seller warrants that all goods covered by this invoice were produced in compliance with the requirements of the Fair Labor Standards Act of 1938, as amended. Containers are to be paid for in full, as invoiced, and full refund will be made promptly, provided containers are returned to original point of shipment. Return freight charges to be prepaid. The containers returned must be the same originally shipped, and show no evidence of abuse, or use for purposes other than the storage of original containers. Seller specifically disclaims and excludes any warranty of merchantability and any warranty of fitness for a particular purpose. **NO CLAIMS FOR LOSS, DAMAGE OR LEAKAGE ALLOWED AFTER DELIVERY IS MADE IN GOOD CONDITION.**

Please  
Remit To:

**Hawkins, Inc.**  
**P.O. Box 860263**  
**Minneapolis, MN 55486-0263**

This contractor and subcontractor shall abide by the requirements of 41 CFR §560-1.4(a), 60-300.5(a) and 60-741.5(a). These regulations prohibit discrimination against qualified individuals based on their status as protected veterans or individuals with disabilities, and prohibit discrimination against all individuals based on their race, color, religion, sex, or national origin. Moreover, these regulations require that covered prime contractors and subcontractors take affirmative action to employ and advance in employment individuals without regard to race, color, religion, sex, national origin, protected veteran status or disability.



Hawkins, Inc.  
2381 Rosegate  
Roseville, MN 55113  
Phone: (612) 331-6910

# INVOICE

Total Invoice	<b>\$248.24</b>	
Invoice Number/Type	4216883	RI
Invoice Date	1/22/18	
Sales Order Number/Type	2541172	SO
Branch Plant	80	
Shipment Number	2595439	

Sold To: 292264  
Lighthouse Utilities Co Inc.  
PO Box 428  
Port Saint Joe FL 32457

Ship To: 305375  
Lighthouse Utilities Co Inc.  
Well 2  
7521 CR 38  
Port St. Joe FL 32456

Net Due Date	Terms	FOB Description	Ship Via	Customer P.O.#	P.O. Release	Sales Agent #			
2/21/18	Net 30	PPD Origin	Hawkins			B80			
Line #	Item Number (Cust Item #)	Item Name/ Description	Tax	Qty Shipped	Trans UOM	Unit Price	Price UOM	Weight Net/Gross	Extended Price
2.000	44000	Chlorine (EPA-Regulated) 150 LB CYL	Y	2.0000 2.0000	CY CY	\$110.0000	CY	300.0 LB 544.0 GW	\$220.00
		Lot/SN: 33458-1	Lot Expiration Date 9/21/25						
2.010	Fuel Surcharge	Freight	Y	1.0000	EA	\$12.0000			\$12.00

\*\*\*\*\* Electronic Billing Now Available.\*\*\*\*\*

Please contact our Accounts Receivable Department via email at [Credit.Dept@HawkinsInc.com](mailto:Credit.Dept@HawkinsInc.com)  
or call 612-331-6910 to get it setup on your account.

Page 1 of 1

Tax Rate  
7 %

Sales Tax  
\$16.24

Invoice Total

**\$248.24**

Please Remit To:  
**Hawkins, Inc.**  
**P.O. Box 860263**  
**Minneapolis, MN 55486-0263**

**No Discounts on Freight or Containers**  
IMPORTANT: All products are sold without warranty of any kind and purchasers will, by their own tests, determine suitability of such products for their own use. Seller warrants that all goods covered by this invoice were produced in compliance with the requirements of the Fair Labor Standards Act of 1938, as amended. Containers are to be paid for in full, as invoiced, and full refund will be made promptly, provided containers are returned to original point of shipment. Return freight charges to be prepaid. The containers returned must be the same originally shipped, and show no evidence of abuse, or use for purposes other than the storage of original containers. Seller specifically disclaims and excludes any warranty of merchantability and any warranty of fitness for a particular purpose.  
**NO CLAIMS FOR LOSS, DAMAGE OR LEAKAGE ALLOWED AFTER DELIVERY IS MADE IN GOOD CONDITION**

This contractor and subcontractor shall abide by the requirements of 41 CFR §560-1.4(a), 60-300.5(a) and 60-741.5(a). These regulations prohibit discrimination against qualified individuals based on their status as protected veterans or individuals with disabilities, and prohibit discrimination against all individuals based on their race, color, religion, sex, or national origin. Moreover, these regulations require that covered prime contractors and subcontractors take affirmative action to employ and advance in employment individuals without regard to race, color, religion, sex, national origin, protected veteran status or disability.



Hawkins, Inc.  
2381 Rosegate  
Roseville, MN 55113  
Phone: (612) 331-6910

# INVOICE

Total Invoice	<b>\$248.24</b>	
Invoice Number/Type	4199469	RI
Invoice Date	12/15/17	
Sales Order Number/Type	2515894	SO
Branch Plant	80	
Shipment Number	2562759	

Sold To: 292264  
Lighthouse Utilities Co Inc.  
PO Box 428  
Port Saint Joe FL 32457

Ship To: 305375  
Lighthouse Utilities Co Inc.  
Well 2  
7521 CR 38  
Port St. Joe FL 32456

Net Due Date	Terms	FOB Description	Ship Via	Customer P.O.#	P.O. Release	Sales Agent #			
1/14/18	Net 30	PPD Origin	Hawkins			B80			
Line #	Item Number Cust Item #	Item Name/ Description	Tax	Qty Shipped	Trans UOM	Unit Price	Price UOM	Weight Net/Gross	Extended Price
3.000	44000	Chlorine (EPA-Regulated) 150 LB CYL	Y	2.0000 2.0000	CY CY	\$110.0000	CY	300.0 LB 544.0 GW	\$220.00
		Lot/SN: 33458-1	Lot Expiration Date 9/21/25						
3.010	Fuel Surcharge	Freight	Y	1.0000	EA	\$12.0000			\$12.00

\*\*\*\*\* Electronic Billing Now Available.\*\*\*\*\*

Please contact our Accounts Receivable Department via email at [Credit.Dept@HawkinsInc.com](mailto:Credit.Dept@HawkinsInc.com)  
or call 612-331-6910 to get it setup on your account.

Page 1 of 1

Tax Rate  
7 %

Sales Tax  
\$16.24

Invoice Total

**\$248.24**

**No Discounts on Freight or Containers**

IMPORTANT: All products are sold without warranty of any kind and purchasers will, by their own tests, determine suitability of such products for their own use. Seller warrants that all goods covered by this invoice were produced in compliance with the requirements of the Fair Labor Standards Act of 1938, as amended. Containers are to be paid for in full, as invoiced, and full refund will be made promptly provided containers are returned to original point of shipment. Return freight charges to be prepaid. The containers returned must be the same originally shipped, and show no evidence of abuse, or use for purposes other than the storage of original containers. Seller specifically disclaims and excludes any warranty of merchantability and any warranty of fitness for a particular purpose. NO CLAIMS FOR LOSS, DAMAGE OR LEAKAGE ALLOWED AFTER DELIVERY IS MADE IN GOOD CONDITION.

Please  
Remit To:

**Hawkins, Inc.**  
**P.O. Box 860263**  
**Minneapolis, MN 55486-0263**

This contractor and subcontractor shall abide by the requirements of 41 CFR §560-1.4(a), 60-300.5(a) and 60-741.5(a). These regulations prohibit discrimination against qualified individuals based on their status as protected veterans or individuals with disabilities, and prohibit discrimination against all individuals based on their race, color, religion, sex, or national origin. Moreover, these regulations require that covered prime contractors and subcontractors take affirmative action to employ and advance in employment individuals without regard to race, color, religion, sex, national origin, protected veteran status or disability.



Hawkins, Inc.  
2381 Rosegate  
Roseville, MN 55113  
Phone: (612) 331-6910

# INVOICE

Total Invoice	<b>\$130.54</b>	
Invoice Number/Type	4200250	RI
Invoice Date	12/15/17	
Sales Order Number/Type	2515896	SO
Branch Plant	80	
Shipment Number	2562744	

Sold To: 292264  
Lighthouse Utilities Co Inc.  
PO Box 428  
Port Saint Joe FL 32457

Ship To: 293670  
Lighthouse Utilities Co Inc.  
Well 1  
5610 SR 30A  
Port St. Joe FL 32456

Net Due Date	Terms	FOB Description	Ship Via	Customer P.O.#	P.O. Release	Sales Agent #			
1/14/18	Net 30	PPD Origin	Hawkins			B80			
Line #	Item Number Cust Item #	Item Name/ Description	Tax	Qty Shipped	Trans UOM	Unit Price	Price UOM	Weight Net/Gross	Extended Price
4.000	44000	Chlorine (EPA-Regulated)	Y	1.0000	CY	\$110.0000	CY	150.0 LB	\$110.00
		150 LB CYL		1.0000	CY			272.0 GW	
		Lot/SN: 33458-1						Lot Expiration Date 9/21/25	
4.010	Fuel Surcharge	Freight	Y	1.0000	EA	\$12.0000			\$12.00

\*\*\*\*\* Electronic Billing Now Available.\*\*\*\*\*

Please contact our Accounts Receivable Department via email at [Credit.Dept@HawkinsInc.com](mailto:Credit.Dept@HawkinsInc.com)  
or call 612-331-6910 to get it setup on your account.

Page 1 of 1

Tax Rate  
7 %

Sales Tax  
\$8.54

Invoice Total

**\$130.54**

**No Discounts on Freight or Containers**

**IMPORTANT:** All products are sold without warranty of any kind and purchasers will, by their own tests, determine suitability of such products for their own use. Seller warrants that all goods covered by this invoice were produced in compliance with the requirements of the Fair Labor Standards Act of 1938, as amended. Containers are to be paid for in full, as invoiced, and full refund will be made promptly, provided containers are returned to original point of shipment. Return freight charges to be prepaid. The containers returned must be the same originally shipped, and show no evidence of abuse, or use for purposes other than the storage of original containers. Seller specifically disclaims and excludes any warranty of merchantability and any warranty of fitness for a particular purpose.  
**NO CLAIMS FOR LOSS, DAMAGE OR LEAKAGE ALLOWED AFTER DELIVERY IS MADE IN GOOD CONDITION.**

Please  
Remit To:

**Hawkins, Inc.**  
**P.O. Box 860263**  
**Minneapolis, MN 55486-0263**

This contractor and subcontractor shall abide by the requirements of 41 CFR §560-1.4(a), 60-300.5(a) and 60-741.5(a). These regulations prohibit discrimination against qualified individuals based on their status as protected veterans or individuals with disabilities, and prohibit discrimination against all individuals based on their race, color, religion, sex, or national origin. Moreover, these regulations require that covered prime contractors and subcontractors take affirmative action to employ and advance in employment individuals without regard to race, color, religion, sex, national origin, protected veteran status or disability.



Hawkins, Inc.  
2381 Rosegate  
Roseville, MN 55113  
Phone: (612) 331-6910

# INVOICE

Total Invoice	<b>\$-117.70</b>	
Invoice Number/Type	4206289	RI
Invoice Date	12/29/17	
Sales Order Number/Type	2529023	SO
Branch Plant	80	
Shipment Number	2577153	

Sold To: 292264  
Lighthouse Utilities Co Inc.  
PO Box 428  
Port Saint Joe FL 32457

Ship To: 293670  
Lighthouse Utilities Co Inc.  
Well 1  
5610 SR 30A  
Port St. Joe FL 32456

Net Due Date:	Terms:	FOB Description:	Ship Via:	Customer P.O.#	P.O. Release	Sales Agent #
1/28/18	Net 30	PPD Origin		return of cylinder		B80

Line #	Item Number Cust Item #	Item Name/ Description	Tax	Qty Shipped	Trans UOM	Unit Price	Price UOM	Weight Net/Gross	Extended Price
1.000	44000	Chlorine (EPA-Regulated)	Y	1.0000-	CY	\$110.0000	CY	150.0- LB	\$-110.00
		150 LB CYL		1.0000-	CY			272.0- GW	

Lot/SN: 33458-1      Lot Expiration Date 9/21/25

\*\*\*\*\* Electronic Billing Now Available. \*\*\*\*\*

Please contact our Accounts Receivable Department via email at [Credit.Dept@HawkinsInc.com](mailto:Credit.Dept@HawkinsInc.com)  
or call 612-331-6910 to get it setup on your account.

Page 1 of 1

Tax Rate  
7 %

Sales Tax  
\$-7.70

Invoice Total

**\$-117.70**

**No Discounts on Freight or Containers**  
IMPORTANT: All products are sold without warranty of any kind and purchasers will, by their own tests, determine suitability of such products for their own use. Seller warrants that all goods covered by this invoice were produced in compliance with the requirements of the Fair Labor Standards Act of 1938, as amended. Containers are to be paid for in full, as invoiced, and full refund will be made promptly, provided containers are returned to original point of shipment. Return freight charges to be prepaid. The containers returned must be the same originally shipped, and show no evidence of abuse, or use for purposes other than the storage of original containers. Seller specifically disclaims and excludes any warranty of merchantability and any warranty of fitness for a particular purpose. **NO CLAIMS FOR LOSS, DAMAGE OR LEAKAGE ALLOWED AFTER DELIVERY IS MADE IN GOOD CONDITION**

Please  
Remit To:

**Hawkins, Inc.**  
**P.O. Box 860263**  
**Minneapolis, MN 55486-0263**

This contractor and subcontractor shall abide by the requirements of 41 CFR §560-1.4(a), 60-300.5(a) and 60-741.5(a). These regulations prohibit discrimination against qualified individuals based on their status as protected veterans or individuals with disabilities, and prohibit discrimination against all individuals based on their race, color, religion, sex, or national origin. Moreover, these regulations require that covered prime contractors and subcontractors take affirmative action to employ and advance in employment individuals without regard to race, color, religion, sex, national origin, protected veteran status or disability.



Hawkins, Inc.  
2381 Rosegate  
Roseville, MN 55113  
Phone: (612) 331-6910

# INVOICE

Total Invoice	<b>\$248.24</b>	
Invoice Number/Type	4209020	RI
Invoice Date	1/4/18	
Sales Order Number/Type	2530511	SO
Branch Plant	80	
Shipment Number	2579433	

Sold To: 292264  
Lighthouse Utilities Co Inc.  
PO Box 428  
Port Saint Joe FL 32457

Ship To: 305375  
Lighthouse Utilities Co Inc.  
Well 2  
7521 CR 38  
Port St. Joe FL 32456

Net Due Date	Terms	FOB Description	Ship Via	Customer P.O.#	P.O. Release	Sales Agent #			
2/3/18	Net 30	PPD Origin	Hawkins			B80			
Line #	Item Number Cust Item #	Item Name/ Description	Tax	Qty Shipped	Trans UOM	Unit Price	Price UOM	Weight Net/Gross	Extended Price
1.000	44000	Chlorine (EPA-Regulated)	Y	2.0000	CY	\$110.0000	CY	300.0 LB	\$220.00
		150 LB CYL		2.0000	CY			544.0 GW	
		Lot/SN: 33458-1		Lot Expiration Date	9/21/25				
1.010	Fuel Surcharge	Freight	Y	1.0000	EA	\$12.0000			\$12.00

\*\*\*\*\* Electronic Billing Now Available.\*\*\*\*\*

Please contact our Accounts Receivable Department via email at [Credit.Dept@HawkinsInc.com](mailto:Credit.Dept@HawkinsInc.com)  
or call 612-331-6910 to get it setup on your account.

Page 1 of 1

Tax Rate  
7 %

Sales Tax  
\$16.24

Invoice Total

**\$248.24**

**No Discounts on Freight or Containers**

**IMPORTANT:** All products are sold without warranty of any kind and purchasers will, by their own tests, determine suitability of such products for their own use. Seller warrants that all goods covered by this invoice were produced in compliance with the requirements of the Fair Labor Standards Act of 1938, as amended. Containers are to be paid for in full, as invoiced, and full refund will be made promptly, provided containers are returned to original point of shipment. Return freight charges to be prepaid. The containers returned must be the same originally shipped, and show no evidence of abuse, or use for purposes other than the storage of original containers. Seller specifically disclaims and excludes any warranty of merchantability and any warranty of fitness for a particular purpose. **NO CLAIMS FOR LOSS, DAMAGE OR LEAKAGE ALLOWED AFTER DELIVERY IS MADE IN GOOD CONDITION.**

Please  
Remit To:

**Hawkins, Inc.**  
**P.O. Box 860263**  
**Minneapolis, MN 55486-0263**

This contractor and subcontractor shall abide by the requirements of 41 CFR §560-1.4(a), 60-300.5(a) and 60-741.5(a). These regulations prohibit discrimination against qualified individuals based on their status as protected veterans or individuals with disabilities, and prohibit discrimination against all individuals based on their race, color, religion, sex, or national origin. Moreover, these regulations require that covered prime contractors and subcontractors take affirmative action to employ and advance in employment individuals without regard to race, color, religion, sex, national origin, protected veteran status or disability.



# **Attachment 11**

**ENGINEER'S COST OPINION FOR  
HURRICANE MICHAEL EMERGENCY REPAIRS  
AND DBP IMPROVEMENTS: 2019**

**LIGHTHOUSE UTILITIES COMPANY, INC.**

	Description	Quantity	Unit	Unit Price	Extension
<b>GENERAL COSTS</b>					
1	Flushing/Testing Including Contract Labor	1	LS	\$ 5,000.00	\$ 5,000.00
2	Mobilization, Bonds, Insurance	1	LS	\$ 75,000.00	\$ 75,000.00
<b>LUCI I IMPROVEMENTS</b>					
3	Demolition of equipment, pipes, etc.	1	LS	\$ 10,000.00	\$ 10,000.00
4	Remove and Replace Chlorination system	1	LS	\$ 30,000.00	\$ 30,000.00
5	Electrical Repairs and Additions	1	LS	\$ 85,000.00	\$ 85,000.00
6	Abandon Existing 6" Well and install new 8" Well with 75 HP Pump	1	LS	\$ 300,000.00	\$ 300,000.00
7	2 - 20,000-Gal. Ground Storage Tanks, Installed (GCT)	1	LS	\$ 110,000.00	\$ 110,000.00
8	Remove and Replace High Service Pumps	1	LS	\$ 50,000.00	\$ 50,000.00
9	Yard Piping, large and small	1	LS	\$ 40,000.00	\$ 40,000.00
10	Remove and Replace Fencing	560	LF	\$ 20.00	\$ 11,200.00
11	Provide 2 Fence Gates	2	Ea	\$ 1,000.00	\$ 2,000.00
12	Repair Roof and Building	1	LS	\$ 1,000.00	\$ 1,000.00
13	Modify Building for New High Service Pumps	1	LS	\$ 20,000.00	\$ 20,000.00
14	Install mixer/sprayer/fan system	2	Ea	\$ 5,000.00	\$ 10,000.00
15	Install Finished Water Meter	1	LS	\$ 27,900.00	\$ 27,900.00
<b>LUCI II IMPROVEMENTS</b>					
16	Remove and Replace Fencing	870	LF	\$ 20.00	\$ 17,400.00
17	Provide Fence Gate	1	Ea	\$ 1,000.00	\$ 1,000.00
18	Repair Office Building and Equipment	1	LS	\$ 7,500.00	\$ 7,500.00
19	Repair Pump Roof and Building	1	LS	\$ 2,000.00	\$ 2,000.00
20	Install mixer/sprayer/fan system	1	LS	\$ 5,000.00	\$ 5,000.00
21	Install Finished Water Meter	1	LS	\$ 30,000.00	\$ 30,000.00
<b>LUCI III IMPROVEMENTS</b>					
22	Install mixer/sprayer/fan system	1	LS	\$ 5,000.00	\$ 5,000.00
23	Install Chlorinator (Tablet System)	1	LS	\$ 30,000.00	\$ 30,000.00
24	Electrical (control and power)	1	LS	\$ 5,000.00	\$ 5,000.00
5% Contingency					\$ 44,000
<b>Engineer's Cost Opinion of Construction Total</b>					<b>\$ 924,000</b>
Design, Permitting, Construction Engineering and Inspection					\$ 70,000.00
<b>Engineer's Cost Opinion of Total Project</b>					<b>\$ 994,000</b>

**Notes**

- 1 The above does not include emergency repair costs already incurred by LUCI
- 2 The above assumes the existing tank slab is sufficient for the proposed tanks (similar to tanks destroyed by Hurricane Michael)
- 3 The above does not include consumptive use permitting

# **Attachment 12**

# The News Herald

501 W. 11<sup>th</sup> Street  
P.O. Box 1940, Panama City, FL 32401  
Published Daily  
Panama City, Bay County, Florida

## State of Florida County of Bay

Before the undersigned authority personally appeared Susan Collins, who on oath says that she is a Legal Advertising Representative of The News Herald, a newspaper published at Panama City in Bay County, Florida; that the attached copy of advertisement, being a Legal Advertisement #20522 in the matter of REQUEST FOR QUALIFICATIONS - Lighthouse Utilities Company in the Bay County Court, was published in said newspaper in the issue of May 6, 13, 2018.

Affiant further says that the said The News Herald is a newspaper published at Panama City, in said Bay County, Florida, *is a direct successor of the Panama City News* and that the said newspaper, *together with its direct predecessor*, has heretofore been continuously published in said Bay County, Florida, each day (except that the predecessor, *Panama City News*, was not published on Sundays) and has been entered as periodicals matter at the post office in Panama City, in said Bay County, Florida, for a period of one year next preceding the first publication of the attached copy of advertisement, and affiant further says that (s)he has neither paid nor promised any person, firm or corporation any discount, rebate, commission or refund for the purpose of securing this advertisement for publication in said newspaper.

Susan Collins

State of Florida

County of Bay

Sworn to and subscribed before me this 14th day of May, A.D., 2018. By Susan Collins, Legal Advertising Representative of The News Herald, who is personally known to me or has produced N/A as identification.

Marie Louist

Notary Public, State of Florida at Large



### 20522 Lighthouse Utilities Company, Inc. Request for Qualifications for Engineering Services

Lighthouse Utility Company, Inc. (LUCI) requests Letters of Interest and Statements of Qualifications (SOQs) to provide consultant professional engineering services for its Water Plant Upgrades project funded by the Florida Department of Environmental Protection Drinking Water State Revolving Fund Program. The project includes an additional well, treatment, storage

and high-service pumps (Plant 4); major improvements to Plant 2; and an additional high service pump, tank aeration, and chlorination at Plant 3. The project also includes replacing three bridge crossings in the distribution system with horizontal directional drilling.

Engineering services will include design, permitting, construction drawings, technical specifications, and contract documents, and other additional services if required. The consultant selection and contracting process will comply with Florida Statute 287.055, including prohibition of contingent fees.

Proposers should submit a letter stating interest in providing the services, and additional documentation organized according to the evaluation categories.

Statements of Qualifications shall be evaluated using the following criteria:

1. Firm's Qualifications and Capabilities (20 points)
2. Management and Staff Qualifications and Availability (20 points)
3. Effect of Project Team Location (10 points)
4. Understanding of Local Needs, Approach to Project, Proposed Schedule (25 points)
5. Reputation and Client References for Similar Projects (25 points)

Questions shall be directed to Larry McArdle, Chief Operator, telephone (850) 227-3501, email [luci2013@fairpoint.net](mailto:luci2013@fairpoint.net).

LUCI reserves the right to request clarification of any information submitted by proposers, and with suitable basis, also reserves the right to reject any and all proposals, and to waive any informalities or irregularities in the proposal process. Contract is subject to grant award and release of funds by the funding agency.

A person or affiliate who has been placed on the convicted vendor list following a conviction for a public entity crime may not submit a bid, proposal, or reply on a contract to provide any goods or services to a public entity; may not submit a bid, proposal, or reply on a contract with a public entity for the construction or repair of a public building or public work; may not submit bids, proposals, or replies on leases of real property to a public entity; may not be awarded or perform work as a contractor, supplier, subcontractor, or consultant under a contract with any public entity; and may not transact business with any public entity in excess of the threshold amount provided in s. 287.017 for CATEGORY TWO for a period of 36 months following the date of being placed on the convicted vendor list.

SOQs are due by 2:00 p.m. (EST) on Wednesday, June 6th, 2018. Submit one original and six copies to Lighthouse Utility Company, Inc., Attn: Jay Rish, President, 406 Marina Drive, Port St. Joe, Florida 32456.

SOQs shall be secured in a sealed package marked: "PROPOSAL FOR ENGINEERING SERVICES - LUCI Plant Upgrades". Late proposals will not be considered. Proposals will be opened after the submission deadline. LUCI is an equal opportunity employer and procurer.  
Pub May 6, 13, 2018

Page : 1 of 4 05/11/2018 11:26:45

Order Number : 34393527  
PO Number :  
Customer : 4522440 Lighthouse Utilities  
Contact : Cheryl  
Address1 : PO Box 428  
Address2 :  
City St Zip : Panama City FL 32457  
Phone : (850) 227-3501  
Fax :  
Credit Card :  
Printed By : Susan Collins  
Entered By : Susan Collins

Keywords : 20522 Lighthouse Utilities Company, Inc. Request f  
Notes :  
Zones :

Ad Number : 34837087  
Ad Key :  
Salesperson : 750 - Susan Collins  
Publication : The News Herald  
Section : Classified 2006  
Sub Section : Classified 2006  
Category : 1100 Legal Advertising  
Dates Run : 05/06/2018-05/13/2018  
Days : 2  
Size : 1 x 17.91, 168 lines  
Words : 500  
Ad Rate : Legals Rate  
Ad Price : 519.08  
Amount Paid : 0.00  
Amount Due : 519.08

**20522**  
**Lighthouse Utilities**  
**Company, Inc.**  
**Request for**  
**Qualifications for**  
**Engineering Services**

Lighthouse Utility Company, Inc. (LUCI) requests Letters of Interest and Statements of Qualifications (SOQs) to provide consultant professional engineering services for its Water Plant Upgrades project funded by the Florida Department of Environmental Protection Drinking Water State Revolving Fund Program. The project includes an additional well, treatment, storage and high-service pumps (Plant 4); major improvements to Plant 2; and an additional high service pump, tank aeration, and chlorination at Plant 3. The project also includes replacing three bridge crossings in the distribution system with horizontal directional drilling.

Engineering services will include design, permitting, construction drawings, technical specifications, and contract documents, and other additional services if required. The consultant selection and contracting process will comply with Florida Statute 287.055, including prohibition of contingent fees.

Proposers should submit a letter stating inter-

Mail Payment to:  
GateHouse Media LLC  
PO Box 102801  
Atlanta, GA 30368-2801  
1-866-470-7133

<b>Order Number</b>	:	34393527	<b>Ad Number</b>	:	34837087
<b>PO Number</b>	:		<b>Ad Key</b>	:	
<b>Customer</b>	:	4522440 Lighthouse Utilities	<b>Salesperson</b>	:	750 - Susan Collins
<b>Contact</b>	:	Cheryl	<b>Publication</b>	:	The News Herald
<b>Address1</b>	:	PO Box 428	<b>Section</b>	:	Classified 2006
<b>Address2</b>	:		<b>Sub Section</b>	:	Classified 2006
<b>City St Zip</b>	:	Panama City FL 32457	<b>Category</b>	:	1100 Legal Advertising
<b>Phone</b>	:	(850) 227-3501	<b>Dates Run</b>	:	05/06/2018-05/13/2018
<b>Fax</b>	:		<b>Days</b>	:	2
<b>Credit Card</b>	:		<b>Size</b>	:	1 x 17.91, 168 lines
<b>Printed By</b>	:	Susan Collins	<b>Words</b>	:	500
<b>Entered By</b>	:	Susan Collins	<b>Ad Rate</b>	:	Legals Rate
			<b>Ad Price</b>	:	519.08
			<b>Amount Paid</b>	:	0.00
			<b>Amount Due</b>	:	519.08
<b>Keywords</b>	:	20522 Lighthouse Utilities Company, Inc. Request f			
<b>Notes</b>	:				
<b>Zones</b>	:				

est in providing the services, and additional documentation organized according to the evaluation categories.

Statements of Qualifications shall be evaluated using the following criteria:

1. Firm's Qualifications and Capabilities (20 points)
2. Management and Staff Qualifications and Availability (20 points)
3. Effect of Project Team Location (10 points)
4. Understanding of Local Needs, Approach to Project, Proposed Schedule (25 points)
5. Reputation and Client References for Similar Projects (25 points)

Questions shall be directed to Larry McArdle, Chief Operator, telephone (850) 227-3501, email [luci2013@fairpoint.net](mailto:luci2013@fairpoint.net).

LUCI reserves the right to request clarification of any information submitted by proposers, and with suitable basis, also reserves the right to reject any and all proposals, and to waive any informalities or irregularities in the proposal process. Contract is subject to grant award and release of funds by the funding agency.

A person or affiliate who has been placed on the convicted vendor list following a conviction for a public entity crime may not sub-

**Page** : 3 of 4 05/11/2018 11:26:46  
**Order Number** : 34393527  
**PO Number** :  
**Customer** : 4522440 Lighthouse Utilities  
**Contact** : Cheryl  
**Address1** : PO Box 428  
**Address2** :  
**City St Zip** : Panama City FL 32457  
**Phone** : (850) 227-3501  
**Fax** :  
**Credit Card** :  
**Printed By** : Susan Collins  
**Entered By** : Susan Collins  
**Keywords** : 20522 Lighthouse Utilities Company, Inc. Request f  
**Notes** :  
**Zones** :

**Ad Number** : 34837087  
**Ad Key** :  
**Salesperson** : 750 - Susan Collins  
**Publication** : The News Herald  
**Section** : Classified 2006  
**Sub Section** : Classified 2006  
**Category** : 1100 Legal Advertising  
**Dates Run** : 05/06/2018-05/13/2018  
**Days** : 2  
**Size** : 1 x 17.91, 168 lines  
**Words** : 500  
**Ad Rate** : Legals Rate  
**Ad Price** : 519.08  
**Amount Paid** : 0.00  
**Amount Due** : 519.08

mit a bid, proposal, or reply on a contract to provide any goods or services to a public entity; may not submit a bid, proposal, or reply on a contract with a public entity for the construction or repair of a public building or public work; may not submit bids, proposals, or replies on leases of real property to a public entity; may not be awarded or perform work as a contractor, supplier, subcontractor, or consultant under a contract with any public entity; and may not transact business with any public entity in excess of the threshold amount provided in s. 287.017 for CATEGORY TWO for a period of 36 months following the date of being placed on the convicted vendor list.

SOQs are due by 2:00 p.m. (EST) on Wednesday, June 6th, 2018. Submit one original and six copies to Lighthouse Utility Company, Inc., Attn: Jay Rish, President, 406 Marina Drive, Port St. Joe, Florida 32456.

SOQs shall be secured in a sealed package marked: "PROPOSAL FOR ENGINEERING SERVICES - LUCI Plant Upgrades". Late proposals will not be considered. Proposals will be opened after the submission deadline. LUCI is an equal opportunity employer and procurer.

Page : 4 of 4 05/11/2018 11:26:46

Order Number : 34393527  
PO Number :  
Customer : 4522440 Lighthouse Utilities  
Contact : Cheryl  
Address1 : PO Box 428  
Address2 :  
City St Zip : Panama City FL 32457  
Phone : (850) 227-3501  
Fax :  
Credit Card :  
Printed By : Susan Collins  
Entered By : Susan Collins  
Keywords : 20522 Lighthouse Utilities Company, Inc. Request f  
Notes :  
Zones :

Ad Number : 34837087  
Ad Key :  
Salesperson : 750 - Susan Collins  
Publication : The News Herald  
Section : Classified 2006  
Sub Section : Classified 2006  
Category : 1100 Legal Advertising  
Dates Run : 05/06/2018-05/13/2018  
Days : 2  
Size : 1 x 17.91, 168 lines  
Words : 500  
Ad Rate : Legals Rate  
Ad Price : 519.08  
Amount Paid : 0.00  
Amount Due : 519.08




# The Destin Log

1225 Airport Road  
P.O. Box 339 • Destin, FL 32541  
Published Wednesday and Saturday  
Destin, Okaloosa County, Florida

## STATE OF FLORIDA COUNTY OF BAY

Before the undersigned authority personally appeared Susan Collins, who on oath says that she is a Legal Advertising Representative of The Destin Log, a newspaper published at Destin in Okaloosa County, Florida; that the attached copy of advertisement, being a Legal Advertisement #20498DLO in the matter of **NOTICE OF FORECLOSURE SALE - U.S. Bank National vs. Wallace** in the Okaloosa County Court, was published in said newspaper in the issue of **May 5, 12, 2018**.

Affiant further says that the said The Destin Log is a newspaper published at Destin, in said Okaloosa County, Florida, and that the said newspaper has heretofore been continuously published in said Okaloosa County, Florida, each Wednesday and Saturday and has been entered as periodicals matter at the post office in Destin, in said Okaloosa County, Florida, for a period of one year next preceding the first publication of the attached copy of advertisement, and affiant further says that (s)he has neither paid nor promised any person, firm or corporation any discount, rebate, commission or refund for the purpose of securing this advertisement for publication in said newspaper.



State of Florida

County of Bay

Sworn to and subscribed before me this **14th** day of **May**, A.D., **2018**.

By Susan Collins, Legal Advertising Representative of The Destin Log, who is personally known to me or has produced N/A as identification.

\_\_\_\_\_  
Notary Public, State of Florida at Large

20498DLO  
IN THE CIRCUIT  
COURT OF THE FIRST  
JUDICIAL CIRCUIT IN  
AND FOR OKALOOSA  
COUNTY, FLORIDA  
CIVIL DIVISION  
CASE NO.  
2017 CA 001586 F

U.S. BANK NATIONAL  
ASSOCIATION AS  
TRUSTEE FOR CSFB  
MORTGAGE-BACKED  
PASS-THROUGH CER-  
TIFICATES SERIES  
2005-8,  
Plaintiff,

vs.

CHRISTOPHER M.  
WALLACE A/K/A  
CHRISTOPHER WAL-  
LACE AND RACHEL  
HUTCHISON WAL-  
LACE A/K/A RACHEL  
SELENA HUTCHISON  
A/K/A RACHEL S.  
HUTCHISON-  
WALLACE, et al  
Defendant(s).

### NOTICE OF FORECLOSURE SALE

NOTICE IS HEREBY  
GIVEN pursuant to a Fi-  
nal Judgment of Fore-  
closure dated March  
26, 2018, and entered

in 2017 CA 001586 F of  
the Circuit Court of the  
FIRST Judicial Circuit  
in and for Okaloosa  
County Florida,  
wherein U.S. BANK  
NATIONAL ASSOCIA-  
TION AS TRUSTEE  
FOR CSFB  
MORTGAGE-BACKED  
PASS-THROUGH  
CERTIFICATES SERIES  
2005-8 is the Plaintiff  
and CHRISTOPHER M.  
WALLACE A/K/A  
CHRISTOPHER WAL-  
LACE; RACHEL  
HUTCHISON WAL-  
LACE A/K/A RACHEL  
SELENA HUTCHISON  
A/K/A RACHEL S.  
HUTCHISON-WALLACE are  
the Defendant(s).  
JD Peacock II as the  
Clerk of the Circuit  
Court will sell to the  
highest and best bid-  
der for cash at  
[www.okaloosa.realforeclose.com](http://www.okaloosa.realforeclose.com)  
at 11:00  
AM, on **May 22, 2018**,  
the following described  
property as set forth in  
said Final Judgment, to  
wit:

LOT 15, BLOCK B,  
BLUEWATER BAY  
VILLAGE 1-B, AC-  
CORDING TO THE  
PLAT THEREOF AS  
RECORDED IN PLAT  
BOOK 5, PAGE(S) 128  
AND 129, PUBLIC  
RECORDS OF  
OKALOOSA COUNTY,  
FLORIDA.

Property Address: 629  
CARIBBEAN WAY,  
NICEVILLE, FL  
32578-0000

Any person claiming  
an interest in the sur-  
plus from the sale, if  
any, other than the  
property owner as of  
the date of the lis-  
pendens must file a  
claim within 60 days  
after the sale.

Dated this 27th day of  
April, 2018  
JD Peacock II  
As clerk of the court

By: Rusti Mynard  
Deputy Clerk

### IMPORTANT

AMERICANS WITH  
DISABILITIES ACT: If  
you are a person with  
a disability who needs  
any accommodation  
in order to participate  
in this proceeding,  
you are entitled, at no  
cost to you, to the  
provision of certain  
assistance. Please  
contact: Court Admin-  
istration, ADA Liaison,  
Okaloosa County,  
1940 Lewis Turner  
Boulevard, Fort Wal-  
ton Beach, Florida  
32547, Phone (850)  
609-4700, Fax (850)  
651-7725,  
[ADA.Okaloosa@flcourts1.gov](mailto:ADA.Okaloosa@flcourts1.gov)  
at least 7  
days before your  
scheduled court ap-  
pearance, or immedi-  
ately upon receiving  
this notification if the  
time before the  
scheduled appear-  
ance is less than 7  
days; if you are hear-  
ing or voice impaired,  
call 711.

Submitted by: Robert-  
son, Anschutz &  
Schneid, P.L.Attorneys  
for Plaintiff  
6409 Congress Ave-  
nue, Suite 100, Boca  
Raton, FL 33487  
phone: 561-241-6901  
Fax: 561-997-6909  
Pub May 5, 12, 2018

Page : 1 of 3 05/11/2018 11:06:27

Order Number : 34393322  
PO Number :  
Customer : 8013414 Robertson, Anschutz & Schneid, F  
Contact : \*\*SEND 2 PROOFS\*\*  
Address1 : 6409 Congress Ave. Ste 100  
Address2 :  
City St Zip : BOCA RATON FL 33487  
Phone : (561) 241-6901  
Fax : (561) 910-0902  
Credit Card :  
Printed By : Susan Collins  
Entered By : Susan Collins

Ad Number : 34836878  
Ad Key :  
Salesperson : 750 - Susan Collins  
Publication : Destin Log  
Section : Classified 2006  
Sub Section : Classified 2006  
Category : 1105 Okaloosa Legals  
Dates Run : 05/05/2018-05/12/2018  
Days : 2  
Size : 1 x 16.85, 158 lines  
Words : 399  
Ad Rate : Legals Rate  
Ad Price : 366.97  
Amount Paid : 0.00  
Amount Due : 366.97

Keywords : 20498DLO NOTICE OF FORECLOSURE SALE  
Notes :  
Zones :

**20498DLO**

IN THE CIRCUIT  
COURT OF THE FIRST  
JUDICIAL CIRCUIT IN  
AND FOR OKALOOSA  
COUNTY, FLORIDA  
CIVIL DIVISION

**CASE NO.**

**2017 CA 001586 F**

U.S. BANK NATIONAL  
ASSOCIATION AS  
TRUSTEE FOR CSFB  
MORTGAGE-BACKED  
PASS-THROUGH CER-  
TIFICATES SERIES  
2005-8,  
Plaintiff,

Mail Payment to:  
GateHouse Media LLC  
PO Box 102801  
Atlanta, GA 30368-2801  
1-866-470-7133

vs.

CHRISTOPHER M.  
WALLACE A/K/A  
CHRISTOPHER WAL-  
LACE AND RACHEL  
HUTCHISON WAL-  
LACE A/K/A RACHEL  
SELENA HUTCHISON  
A/K/A RACHEL S.  
HUTCHISON-  
WALLACE, et al  
Defendant(s).

**NOTICE OF  
FORECLOSURE SALE**

NOTICE IS HEREBY  
GIVEN pursuant to a Fi-  
nal Judgment of Fore-  
closure dated March  
26, 2018, and entered  
in 2017 CA 001586 F of  
the Circuit Court of the  
FIRST Judicial Circuit  
in and for Okaloosa  
County Florida,  
wherein U.S. BANK  
NATIONAL ASSOCIA-  
TION AS TRUSTEE  
FOR CSFB  
MORTGAGE-BACKED  
P A S S - T H R O U G H  
CETIFICATES SERIES  
2005-8 is the Plaintiff  
and CHRISTOPHER M.  
WALLACE A/K/A

<b>Order Number</b>	:	34393322	<b>Ad Number</b>	:	34836878
<b>PO Number</b>	:		<b>Ad Key</b>	:	
<b>Customer</b>	:	8013414 Robertson, Anschutz & Schneid,	<b>Salesperson</b>	:	750 - Susan Collins
<b>Contact</b>	:	**SEND 2 PROOFS**	<b>Publication</b>	:	Destin Log
<b>Address1</b>	:	6409 Congress Ave. Ste 100	<b>Section</b>	:	Classified 2006
<b>Address2</b>	:		<b>Sub Section</b>	:	Classified 2006
<b>City St Zip</b>	:	BOCA RATON FL 33487	<b>Category</b>	:	1105 Okaloosa Legals
<b>Phone</b>	:	(561) 241-6901	<b>Dates Run</b>	:	05/05/2018-05/12/2018
<b>Fax</b>	:	(561) 910-0902	<b>Days</b>	:	2
<b>Credit Card</b>	:		<b>Size</b>	:	1 x 16.85, 158 lines
<b>Printed By</b>	:	Susan Collins	<b>Words</b>	:	399
<b>Entered By</b>	:	Susan Collins	<b>Ad Rate</b>	:	Legals Rate
			<b>Ad Price</b>	:	366.97
			<b>Amount Paid</b>	:	0.00
			<b>Amount Due</b>	:	366.97
<b>Keywords</b>	:	20498DLO NOTICE OF FORECLOSURE SALE			
<b>Notes</b>	:				
<b>Zones</b>	:				

CHRISTOPHER WALLACE; RACHEL HUTCHISON WALLACE A/K/A RACHEL SELENA HUTCHISON A/K/A RACHEL S. HUTCHISON-WALLACE are the Defendant(s). JD Peacock II as the Clerk of the Circuit Court will sell to the highest and best bidder for cash at [www.okaloosa.realforeclose.com](http://www.okaloosa.realforeclose.com), at 11:00 AM, on **May 22, 2018**, the following described property as set forth in said Final Judgment, to wit:

LOT 15, BLOCK B, BLUEWATER BAY VILLAGE 1-B, ACCORDING TO THE PLAT THEREOF AS RECORDED IN PLAT BOOK 5, PAGE(S) 128 AND 129, PUBLIC RECORDS OF OKALOOSA COUNTY, FLORIDA.

Property Address: 629 CARIBBEAN WAY, NICEVILLE, FL 32578-0000

Any person claiming an interest in the surplus from the sale, if any, other than the property owner as of the date of the lis pendens must file a claim within 60 days after the sale.

Dated this 27th day of April, 2018  
JD Peacock II  
As clerk of the court

By: Rusti Mynard  
Deputy Clerk

<b>Page</b> :	3 of 3	05/11/2018 11:06:27	<b>Ad Number</b> :	34836878
<b>Order Number</b> :	34393322		<b>Ad Key</b> :	
<b>PO Number</b> :			<b>Salesperson</b> :	750 - Susan Collins
<b>Customer</b> :	8013414 Robertson, Anschutz & Schneid,		<b>Publication</b> :	Destin Log
<b>Contact</b> :	**SEND 2 PROOFS**		<b>Section</b> :	Classified 2006
<b>Address1</b> :	6409 Congress Ave. Ste 100		<b>Sub Section</b> :	Classified 2006
<b>Address2</b> :			<b>Category</b> :	1105 Okaloosa Legals
<b>City St Zip</b> :	BOCA RATON FL 33487		<b>Dates Run</b> :	05/05/2018-05/12/2018
<b>Phone</b> :	(561) 241-6901		<b>Days</b> :	2
<b>Fax</b> :	(561) 910-0902		<b>Size</b> :	1 x 16.85, 158 lines
<b>Credit Card</b> :			<b>Words</b> :	399
<b>Printed By</b> :	Susan Collins		<b>Ad Rate</b> :	Legals Rate
<b>Entered By</b> :	Susan Collins		<b>Ad Price</b> :	366.97
			<b>Amount Paid</b> :	0.00
			<b>Amount Due</b> :	366.97
<b>Keywords</b> :	20498DLO NOTICE OF FORECLOSURE SALE			
<b>Notes</b> :				
<b>Zones</b> :				

**IMPORTANT**

**AMERICANS WITH DISABILITIES ACT:** If you are a person with a disability who needs any accommodation in order to participate in this proceeding, you are entitled, at no cost to you, to the provision of certain assistance. Please contact: Court Administration, ADA Liaison, Okaloosa County, 1940 Lewis Turner Boulevard, Fort Walton Beach, Florida 32547, Phone (850) 609-4700, Fax (850) 651-7725, [ADA.Okaloosa@flcourts1.gov](mailto:ADA.Okaloosa@flcourts1.gov), at least 7 days before your scheduled court appearance, or immediately upon receiving this notification if the time before the scheduled appearance is less than 7 days; if you are hearing or voice impaired, call 711.

Submitted by: Robertson, Anschutz & Schneid, P.L.Attorneys for Plaintiff  
6409 Congress Avenue, Suite 100, Boca Raton, FL 33487  
phone: 561-241-6901  
Fax: 561-997-6909  
Pub May 5, 12, 2018

Page : 1 of 4 05/11/2018 11:27:09

Order Number : 34393527  
PO Number :  
Customer : 4522440 Lighthouse Utilities  
Contact : Cheryl  
Address1 : PO Box 428  
Address2 :  
City St Zip : Panama City FL 32457  
Phone : (850) 227-3501  
Fax :  
Credit Card :  
Printed By : Susan Collins  
Entered By : Susan Collins

Keywords : 20522 Lighthouse Utilities Company, Inc. Request f  
Notes :  
Zones :

Ad Number : 34837087  
Ad Key :  
Salesperson : 750 - Susan Collins  
Publication : The News Herald  
Section : Classified 2006  
Sub Section : Classified 2006  
Category : 1100 Legal Advertising  
Dates Run : 05/06/2018-05/13/2018  
Days : 2  
Size : 1 x 17.91, 168 lines  
Words : 500  
Ad Rate : Legals Rate  
Ad Price : 519.08  
Amount Paid : 0.00  
Amount Due : 519.08

**20522**

**Lighthouse Utilities  
Company, Inc.  
Request for  
Qualifications for  
Engineering Services**

Lighthouse Utility Company, Inc. (LUCI) requests Letters of Interest and Statements of Qualifications (SOQs) to provide consultant professional engineering services for its Water Plant Upgrades project funded by the Florida Department of Environmental Protection Drinking Water State Revolving Fund Program. The project includes an additional well, treatment, storage and high-service pumps (Plant 4); major improvements to Plant 2; and an additional high service pump, tank aeration, and chlorination at Plant 3. The project also includes replacing three bridge crossings in the distribution system with horizontal directional drilling.

Engineering services will include design, permitting, construction drawings, technical specifications, and contract documents, and other additional services if required. The consultant selection and contracting process will comply with Florida Statute 287.055, including prohibition of contingent fees.

Proposers should submit a letter stating inter-

Mail Payment to:  
GateHouse Media LLC  
PO Box 102801  
Atlanta, GA 30368-2801  
1-866-470-7133

<b>Order Number</b>	:	34393527	<b>Ad Number</b>	:	34837087
<b>PO Number</b>	:		<b>Ad Key</b>	:	
<b>Customer</b>	:	4522440 Lighthouse Utilities	<b>Salesperson</b>	:	750 - Susan Collins
<b>Contact</b>	:	Cheryl	<b>Publication</b>	:	The News Herald
<b>Address1</b>	:	PO Box 428	<b>Section</b>	:	Classified 2006
<b>Address2</b>	:		<b>Sub Section</b>	:	Classified 2006
<b>City St Zip</b>	:	Panama City FL 32457	<b>Category</b>	:	1100 Legal Advertising
<b>Phone</b>	:	(850) 227-3501	<b>Dates Run</b>	:	05/06/2018-05/13/2018
<b>Fax</b>	:		<b>Days</b>	:	2
<b>Credit Card</b>	:		<b>Size</b>	:	1 x 17.91, 168 lines
<b>Printed By</b>	:	Susan Collins	<b>Words</b>	:	500
<b>Entered By</b>	:	Susan Collins	<b>Ad Rate</b>	:	Legals Rate
			<b>Ad Price</b>	:	519.08
			<b>Amount Paid</b>	:	0.00
			<b>Amount Due</b>	:	519.08
<b>Keywords</b>	:	20522 Lighthouse Utilities Company, Inc. Request f			
<b>Notes</b>	:				
<b>Zones</b>	:				

est in providing the services, and additional documentation organized according to the evaluation categories.

Statements of Qualifications shall be evaluated using the following criteria:

1. Firm's Qualifications and Capabilities (20 points)
2. Management and Staff Qualifications and Availability (20 points)
3. Effect of Project Team Location (10 points)
4. Understanding of Local Needs, Approach to Project, Proposed Schedule (25 points)
5. Reputation and Client References for Similar Projects (25 points)

Questions shall be directed to Larry McArdle, Chief Operator, telephone (850) 227-3501, email [luci2013@fairpoint.net](mailto:luci2013@fairpoint.net).

LUCI reserves the right to request clarification of any information submitted by proposers, and with suitable basis, also reserves the right to reject any and all proposals, and to waive any informalities or irregularities in the proposal process. Contract is subject to grant award and release of funds by the funding agency.

A person or affiliate who has been placed on the convicted vendor list following a conviction for a public entity crime may not sub-

**Page** : 3 of 4 05/11/2018 11:27:10  
**Order Number** : 34393527  
**PO Number** :  
**Customer** : 4522440 Lighthouse Utilities  
**Contact** : Cheryl  
**Address1** : PO Box 428  
**Address2** :  
**City St Zip** : Panama City FL 32457  
**Phone** : (850) 227-3501  
**Fax** :  
**Credit Card** :  
**Printed By** : Susan Collins  
**Entered By** : Susan Collins  
**Keywords** : 20522 Lighthouse Utilities Company, Inc. Request f  
**Notes** :  
**Zones** :

**Ad Number** : 34837087  
**Ad Key** :  
**Salesperson** : 750 - Susan Collins  
**Publication** : The News Herald  
**Section** : Classified 2006  
**Sub Section** : Classified 2006  
**Category** : 1100 Legal Advertising  
**Dates Run** : 05/06/2018-05/13/2018  
**Days** : 2  
**Size** : 1 x 17.91, 168 lines  
**Words** : 500  
**Ad Rate** : Legals Rate  
**Ad Price** : 519.08  
**Amount Paid** : 0.00  
**Amount Due** : 519.08

mit a bid, proposal, or reply on a contract to provide any goods or services to a public entity; may not submit a bid, proposal, or reply on a contract with a public entity for the construction or repair of a public building or public work; may not submit bids, proposals, or replies on leases of real property to a public entity; may not be awarded or perform work as a contractor, supplier, subcontractor, or consultant under a contract with any public entity; and may not transact business with any public entity in excess of the threshold amount provided in s. 287.017 for CATEGORY TWO for a period of 36 months following the date of being placed on the convicted vendor list.

SOQs are due by 2:00 p.m. (EST) on Wednesday, June 6th, 2018. Submit one original and six copies to Lighthouse Utility Company, Inc., Attn: Jay Rish, President, 406 Marina Drive, Port St. Joe, Florida 32456.

SOQs shall be secured in a sealed package marked: "PROPOSAL FOR ENGINEERING SERVICES - LUCI Plant Upgrades". Late proposals will not be considered. Proposals will be opened after the submission deadline. LUCI is an equal opportunity employer and procurer.

Page : 4 of 4 05/11/2018 11:27:10

Order Number : 34393527  
PO Number :  
Customer : 4522440 Lighthouse Utilities  
Contact : Cheryl  
Address1 : PO Box 428  
Address2 :  
City St Zip : Panama City FL 32457  
Phone : (850) 227-3501  
Fax :  
Credit Card :  
Printed By : Susan Collins  
Entered By : Susan Collins

Keywords : 20522 Lighthouse Utilities Company, Inc. Request f  
Notes :  
Zones :

Ad Number : 34837087  
Ad Key :  
Salesperson : 750 - Susan Collins  
Publication : The News Herald  
Section : Classified 2006  
Sub Section : Classified 2006  
Category : 1100 Legal Advertising  
Dates Run : 05/06/2018-05/13/2018  
Days : 2  
Size : 1 x 17.91, 168 lines  
Words : 500  
Ad Rate : Legals Rate  
Ad Price : 519.08  
Amount Paid : 0.00  
Amount Due : 519.08