

Writer's E-Mail Address: bkeating@gunster.com

November 21, 2019

**VIA E-PORTAL**

Mr. Adam Teitzman  
Commission Clerk  
Florida Public Service Commission  
2540 Shumard Oak Boulevard  
Tallahassee, FL 32399-0850

**Re: Docket No. 20190083-GU: Petition for Rate Increase by Sebring Gas System, Inc.**

Dear Mr. Teitzman:

Attached for electronic filing in the above-referenced matter, please find Sebring Gas System's Responses to PSC Staff's Fourteenth Set of Data Requests to the Company.

Thank you for your assistance with this filing. As always, please do not hesitate to contact me if you have any questions whatsoever.

Sincerely,



Beth Keating  
Gunster, Yoakley & Stewart, P.A.  
215 South Monroe St., Suite 601  
Tallahassee, FL 32301  
(850) 521-1706

MEK

ATTACHMENTS

cc:// Office of Public Counsel (Kelly/Fall-Fry)



**Sebring Gas System, Inc.  
Docket No. 20190083-GU  
Responses to Staff's  
Fourteenth Set of Data Requests**

1. Regarding Sebring's Supplemental Response to Staff's 12<sup>th</sup> Data Request, please provide a breakdown of the impact the reduction to Account 376.1 – Mains – Plastic (associated with the low-income housing development) has on property taxes.

**Response:** The Company projected Tangible Property Taxes for the Projected Test Year in an amount of \$16,300. With the elimination of the Sebring Mains – Plastic projected in the case of \$268,750 (added evenly over 24 months), Tangible Property Taxes will be reduced. Tangible Property Taxes for 2020 are based on actual net plant balances for the period ending December 31, 2019. Therefore, the reduced balance for the Tangible Property Tax calculation is the Net Plant Balance at December 31, 2019 less half of the total plant reduction or \$134,375 (\$268,750 divided by 2). The expected Sebring Property Tax rate is \$.00344 per net plant dollar amount (projected Tangible Property Taxes (\$16,300) divided by December 31, 2019 Net Plant Balance as shown on Sch G-1, Page 5, Line 7 of \$4,733,381). Therefore, the projected reduction in Tangible Property Taxes is approximately \$463 for the Projected Test Year ending December 31, 2020. This will have a Federal and State Income Tax effect, as well.

2. Please explain the change in working capital from (\$4,221) in Sebring's original filing to \$147,518 in the revised MFRs on pages 2 and 3 of schedule G-1, submitted as a Supplemental Response to Staff's 12<sup>th</sup> Data Request. Specifically, please explain how the Utility determined the appropriate amount of cash, federal income taxes payable, and state income taxes payable to include in the revised working capital calculation.

**Response:** Because the Company is not expecting to incur the Sebring Mains – Plastic investment of \$268,750, the Company's financing needs will change. The level of Short-Term Debt will be reduced, with the Company retaining more Cash, in lieu of investing it in Sebring Mains - Plastic. Because the Company is not spending the money (Cash), the Cash balances throughout 2019 and 2020 will increase. As shown in the MFR Schedule G-1, Page 7, Line 8, the filed 13-month Cash balance was projected to be \$52,476. The First





**Revised MFR Schedule G-1, Page 7, Line 8, the revised 13-month Cash balance is now projected to be \$209,874. The difference is an increase in Working Capital of \$157,398. The other Working Capital accounts affected are Federal and State Income Taxes Payable (Schedule G-1, Page 8, Lines 17 and 18). Because Short-Term Debt levels in the Projected Test Year are lower in the revised scenario, Interest Expense is also lower, thus increasing taxable income, both Federal and State. The impact is a mechanical calculation using the projected State Income Tax rate of 5.5% and Federal Income Tax rate of 21%.**

3. Please provide an updated MFR Schedule H, considering the modifications made to MFR Schedule G, as provided in Sebring's Supplemental Response to Staff's 12<sup>th</sup> Data Request. Please provide the updated document in Excel format with formulas intact.

**Response: Please see First Revised Schedules H attached hereto.**

4. Sebring's Supplemental Response to Staff's 12<sup>th</sup> Data Request stated that the infrastructure projects outlined for Arcadia and Wauchula remain within the parameters outlined in Sebring's Petition and Testimony.
  - a. Has the Utility acquired bids or invoices related to these projects? If yes, please provide the bids or invoices.
  - b. Has Sebring started construction of either of these projects? If no, please state when construction is anticipated to begin.
  - c. When are these projects anticipated to be completed?


**Response: See attached invoices and/or bids received by the Company. The Company has been constructing the Wauchula system consistent with Customer signing and commitments. The Arcadia system construction contract has been executed and construction is expected to begin within the next 30 days. All projects for both Wauchula and Arcadia are expected to be completed consistent with the projections made in the instant case through the end of the Projected Test Year. As with any large scale project, actual costs are not incurred evenly over time, invoices come in when milestones are achieved, with invoice amounts that can range from the very large to very small, depending on the work performed.**

5. Please provide all complaints received by Sebring for the years 2017, 2018, and 2019.



**Response: The Company did not have any customer complaints in 2017, 2018 or 2019.**

Response Provided By:

  
Jerry H. Melendy, Jr.  
President

11/20/2019  
Date



3:56 PM

11/18/19

Accrual Basis

**SEBRING GAS SYSTEM, INC.**  
**Transactions by Account**  
 As of November 18, 2019

Type	Date	Num	ame	Memo	Amount	Balance
<b>107.00 · CONSTRUCTION WORK IN PROGRESS</b>						28,860.00
<b>107.02 · CWIP - ARCADIA</b>						28,860.00
Bill	01/31/2019	1314...	ARC/	A ✓	ARCADIA EXTENSION ENGINEERING	3,000.00
Bill	02/28/2019	1335...	ARC/	A ✓	ARCADIA NATURAL GAS LINE	390.00
Bill	03/31/2019	39925	ARC/	A ✓	COPIES - MAPS OF ARCADIA	81.77
General Journal	03/31/2019	PAY...			MONTHLY ACCRUAL ENTRY	53.18
General Journal	04/30/2019	PAY...			MONTHLY ACCRUAL ENTRY	578.87
General Journal	05/31/2019	PAY...			MONTHLY ACCRUAL ENTRY	976.26
Bill	06/30/2019	1424...	ARC/	A ✓	ARCADIA NATURAL GAS LINE	60.00
General Journal	06/30/2019	PAY...			MONTHLY ACCRUAL ENTRY	295.23
General Journal	07/31/2019	PAY...			MONTHLY ACCRUAL ENTRY	21.38
Total 107.02 · CWIP - ARCADIA					5,456.69	34,316.69
Total 107.00 · CONSTRUCTION WORK IN PROGR					5,456.69	34,316.69
<b>TOTAL</b>					<b>5,456.69</b>	<b>34,316.69</b>

SEBRING GAS SYSTEM, INC.  
 ATTN: RUSSELL MELENDY  
 515 S 6TH AVENUE  
 WAUCHULA, FL 33873

Invoice No: 13149163  
 Invoice Date: Jan 31, 2019  
 Invoice Amount: \$3,000.00  
 Project No: 046301001.1  
 Project Name: ARCADIA NATURAL GAS LINE  
 Project Manager: CONERLY, BO

Please send payments to:  
 KIMLEY-HORN AND ASSOCIATES, INC.  
 P.O. BOX 932520  
 ATLANTA, GA 31193-2520

Client Reference:

For Services Rendered through Jan 31, 2019

Federal Tax Id: 56-0885615

**LUMP SUM**

Description	Contract Value	% Complete	Amount Earned to Date	Previous Amount Billed	Current Amount Due
TASK I - MEETINGS, SUPPORT, AND PROJECT COORDINATION	1,250.00	100.00%	1,250.00	1,250.00	0.00
TASK II - UTILITY DESIGN AND CONSTRUCTION DOCUMENTS	27,000.00	100.00%	27,000.00	24,300.00	2,700.00
TASK III - REGULATORY AGENCY COORDINATION	3,000.00	85.00%	2,550.00	2,250.00	300.00
TASK V - CERTIFICATION AND PROJECT CLOSE-OUT	2,500.00	0.00%	0.00	0.00	0.00
<b>Subtotal</b>	<b>33,750.00</b>	<b>91.26%</b>	<b>30,800.00</b>	<b>27,800.00</b>	<b>3,000.00</b>
<b>Total LUMP SUM</b>					<b>3,000.00</b>

**DESCRIPTION OF SERVICES PERFORMED:**

-PROJECT PERMIT COORD.

**Total Invoice: \$3,000.00**



SEBRING GAS SYSTEM, INC.  
ATTN: RUSSELL MELENDY  
515 S 6TH AVENUE  
WAUCHULA, FL 33873

Invoice No: 13353678  
Invoice Date: Feb 28, 2019  
Invoice Amount: \$390.00  
Project No: 046301001.1  
Project Name: ARCADIA NATURAL GAS LINE  
Project Manager: CONERLY, BO

Please send payments to:  
KIMLEY-HORN AND ASSOCIATES, INC.  
P.O. BOX 932520  
ATLANTA, GA 31193-2520

Client Reference:  
For Services Rendered through Feb 28, 2019

Federal Tax Id: 56-0885615

**LUMP SUM**

Description	Contract Value	% Complete	Amount Earned to Date	Previous Amount Billed	Current Amount Due
TASK I - MEETINGS, SUPPORT, AND PROJECT COORDINATION	1,250.00	100.00%	1,250.00	1,250.00	0.00
TASK II - UTILITY DESIGN AND CONSTRUCTION DOCUMENTS	27,000.00	100.00%	27,000.00	27,000.00	0.00
TASK III - REGULATORY AGENCY COORDINATION	3,000.00	98.00%	2,940.00	2,550.00	390.00
TASK V - CERTIFICATION AND PROJECT CLOSE-OUT	2,500.00	0.00%	0.00	0.00	0.00
<b>Subtotal</b>	<b>33,750.00</b>	<b>92.41%</b>	<b>31,190.00</b>	<b>30,800.00</b>	<b>390.00</b>
<b>Total LUMP SUM</b>					<b>390.00</b>

DESCRIPTION OF SERVICES PERFORMED:  
-PROJECT PERMIT COORDINATION

**Total Invoice: \$390.00**



COKER FUEL, INC.  
 3515 US HWY 27 SOUTH  
 SEBRING FL 33870  
 (863) 385-0194 FAX (863) 385-3423

39925

**INVOICE**

**Customer**

Name Sebring Gas System  
 Address 3515 US Hwy 27 S  
 City Sebring State FL ZIP 33870  
 Phone

Date 03/31/19  
 ACCT#  
 Rep  
 FOB

QTY	Description	Unit Price	TOTAL
	Copies for maps in Arcadia, Florida		
6	8 1/2 x 11 Map Copies	\$ 0.13	\$ 0.78
52	11 x 17 Color Map Copies	\$ 0.79	\$ 41.08
190	11 x 17 Black Map copies	\$ 0.18	\$ 34.20

SubTotal \$ 76.06

**Payment** Other

Comments  
 Name  
 CC #  
 Expires

Tax Rate(s)	7.50%	\$ 5.71
<b>TOTAL</b>		<b>\$ 81.77</b>

Office Use Only

Thank you for your business!

**Sebring Gas System, Inc.**  
**Payroll Allocation**  
**31-Mar-19**

Account Numbers	Jerry Melendy, Jr		Kathy Snyder		Emmett Bessley		James Correll		Casey Doon		Dave Kneiler		Cameron Menzie		Steve Meyer		Dylan Pruitt		Russell Melendy		Journal Code	Total \$ Journal Entry	
	Hours	Dollars	Hours	Dollars	Hours	Dollars	Hours	Dollars	Hours	Dollars	Hours	Dollars	Hours	Dollars	Hours	Dollars	Hours	Dollars	Hours	Dollars			
891.00	0.00	0.00		0.00		0.00		0.00		4.00	75.40		2.00	53.18		3.50	45.57		0.00		891.00	174.15	
376.01	0.00	0.00		0.00	12.50	185.23		0.00	25.00	471.23		0.00	51.50	837.57		21.00	273.42		4.50	73.24	376.01	1840.69	
367.00	0.00	0.00		0.00		0.00		0.00		0.00							0.00				367.00	0.00	
810.00	0.00	0.00		0.00		0.00		0.00		0.00							0.00				810.00	0.00	
380.01	0.00	0.00		0.00	13.50	200.05		0.00	37.00	697.42		0.00	33.50	890.75		18.50	240.87		8.00	130.20	380.01	2159.29	
382.00	0.00	0.00		0.00	8.00	133.38		0.00	7.00	131.95		0.00	3.00	79.77		5.00	65.10		3.00	48.83	382.00	459.00	
384.00	0.00	0.00		0.00	1.00	14.82		0.00		0.00		0.00	0.50	13.29			0.00				384.00	28.11	
870.00	0.00	0.00		0.00		0.00		0.00		0.00		0.00	50.50	1342.77			0.00				870.00	1342.77	
878.00	0.00	0.00		0.00	8.00	118.55		0.00	4.50	84.82		0.00	2.00	53.18		8.50	110.67		3.50	58.98	878.00	424.18	
879.00	0.00	0.00		0.00	31.00	459.37		0.00	55.00	1036.71		0.00	8.50	252.80		40.50	527.31		5.00	81.38	879.00	2357.36	
874.00	0.00	0.00		0.00	71.20	1059.51		0.00	34.00	640.88		0.00	8.50	172.83		67.00	872.34		56.50	988.37	874.00	3713.92	
887.00	0.00	0.00		0.00	0.50	7.41		0.00		0.00		0.00		0.00			0.00		2.00	32.55	887.00	39.96	
892.00	0.00	0.00		0.00	4.50	66.68		0.00	5.00	94.25		0.00	8.50	172.83		5.00	65.10		8.00	97.65	892.00	496.51	
893.00	0.00	0.00		0.00	1.50	22.23		0.00	6.00	113.10		0.00	0.50	13.29		3.00	39.08		0.50	8.14	893.00	195.82	
894.00	0.00	0.00		0.00	10.50	155.59		0.00	8.00	150.79		0.00	0.50	13.29		7.00	91.14		6.50	105.79	894.00	516.61	
902.00	0.00	0.00		0.00	24.00	355.64		0.00	0.50	8.42		0.00	0.50	13.29		6.51	8.00		8.00	148.48	902.00	531.34	
903.01	0.00	0.00		0.00	1.50	22.23		0.00		0.00		0.00	1.50	39.88		0.50	6.51		2.00	32.55	903.01	101.17	
920.00	188.50	10411.36	191.00	4527.41		0.00	182.00	3929.49		21.50	571.66		0.00	0.00			0.00				200.00	5861.65	
885.00	0.00	0.00		0.00	1.00	14.82		0.00	1.00	18.85		0.00	7.50	199.42		1.00	13.02		2.00	32.55	885.00	279.66	
908.11	2.25	125.81	1.50	35.56		0.00		0.00		0.00		0.00		0.00			0.00				908.11	161.16	
908.210	2.25	125.81	1.50	35.56		0.00		0.00		0.00		0.00		0.00			0.00				908.210	161.16	
908.310	2.25	125.81	1.50	35.56		0.00		0.00		0.00		0.00		0.00			0.00				908.310	161.16	
908.610	2.25	125.81	1.50	35.56		0.00		0.00		0.00		0.00		0.00			0.00				908.610	161.16	
908.710	2.25	125.81	1.50	35.56		0.00		0.00		0.00		0.00		0.00			0.00				908.710	161.16	
908.810	2.25	125.81	1.50	35.56		0.00		0.00		0.00		0.00		0.00			0.00				908.810	161.16	
107.300	0.00	0.00		0.00		0.00		0.00		0.00		0.00		0.00			0.00				107.300	0.00	
107.01	0.00	0.00		0.00		0.00		0.00		0.00		0.00		0.00			0.00				107.01	0.00	
107.02	0.00	0.00		0.00		0.00		0.00		0.00		0.00		2.00	53.18		0.00				107.02	53.18	
880.03	0.00	0.00		0.00	12.00	177.82		0.00	9.00	169.64		0.00	14.00	372.25			0.00				880.03	719.72	
378.00	0.00	0.00		0.00		0.00		0.00		0.00		0.00		0.00			0.00				378.00	0.00	
379.00	0.00	0.00		0.00		0.00		0.00		0.00		0.00		1.00	26.59		0.00				379.00	26.59	
926.02	0.00	0.00		0.00		0.00	8.00	163.73		8.00	150.79		0.00	0.00			0.00				926.02	314.52	
908.13	0.00	0.00		0.00		0.00		0.00		0.00		0.00		0.00			0.00				908.13	0.00	
908.23	0.00	0.00		0.00		0.00		0.00		0.00		0.00		0.00			0.00				908.23	0.00	
908.33	0.00	0.00		0.00		0.00		0.00		0.00		0.00		0.00			0.00				908.33	0.00	
107.00	0.00	0.00		0.00		0.00		0.00		0.00		0.00		0.00			0.00				107.00	0.00	
880.01	0.00	0.00		0.00		0.00		0.00		0.00		0.00		0.00			0.00				880.01	0.00	
912.00	0.00	0.00		0.00		0.00		0.00		0.00	104.00	1410.55		1.00	26.59		0.00					912.00	1437.14
934.00	0.00	0.00		0.00		0.00		0.00		0.00		0.00		4.50	119.65		0.00				934.00	119.65	
	0.00	0.00		0.00		0.00		0.00		0.00		0.00		0.00			0.00					0.00	
	0.00	0.00		0.00		0.00		0.00		0.00		0.00		0.00			0.00					0.00	
	0.00	0.00		0.00		0.00		0.00		0.00		0.00		0.00			0.00					0.00	
	0.00	0.00		0.00		0.00		0.00		0.00		0.00		0.00			0.00					0.00	
	0.00	0.00		0.00		0.00		0.00		0.00		0.00		0.00			0.00					0.00	
	0.00	0.00		0.00		0.00		0.00		0.00		0.00		0.00			0.00					0.00	
	0.00	0.00		0.00		0.00		0.00		0.00		0.00		0.00			0.00					0.00	
	0.00	0.00		0.00		0.00		0.00		0.00		0.00		0.00			0.00					0.00	
	0.00	0.00		0.00		0.00		0.00		0.00		0.00		0.00			0.00					0.00	
	0.00	0.00		0.00		0.00		0.00		0.00		0.00		0.00			0.00					0.00	
	0.00	0.00		0.00		0.00		0.00		0.00		0.00		0.00			0.00					0.00	
	0.00	0.00		0.00		0.00		0.00		0.00		0.00		0.00			0.00					0.00	
	0.00	0.00		0.00		0.00		0.00		0.00		0.00		0.00			0.00					0.00	
	0.00	0.00		0.00		0.00		0.00		0.00		0.00		0.00			0.00					0.00	
	0.00	0.00		0.00		0.00		0.00		0.00		0.00		0.00			0.00					0.00	
	0.00	0.00		0.00		0.00		0.00		0.00		0.00		0.00			0.00					0.00	
	0.00	0.00		0.00		0.00		0.00		0.00		0.00		0.00			0.00					0.00	
	0.00	0.00		0.00		0.00		0.00		0.00		0.00		0.00			0.00					0.00	
	0.00	0.00		0.00		0.00		0.00		0.00		0.00		0.00			0.00					0.00	
	0.00	0.00		0.00		0.00		0.00		0.00		0.00		0.00			0.00					0.00	
	0.00	0.00		0.00		0.00		0.00		0.00		0.00		0.00			0.00					0.00	
	0.00	0.00		0.00		0.00		0.00		0.00		0.00		0.00			0.00					0.00	
	0.00	0.00		0.00		0.00		0.00		0.00		0.00		0.00			0.00					0.00	

EMPLOYEE DAILY REPORT

NAME: CAMERON MENZIE DAY: WED DATE: 3/27/17

TIME	TYPE OF WORK PERFORMED	ACCOUNT NO.
08:00	ASSIGN WORK	902
08:30		879
09:00		870
09:30		
10:00		
10:30		
11:00		
11:30		
12:00	LUNCH	<del>X</del>
12:30		
1:00	MEETING W/ SUB CONTRACTORS	107.02
1:30	BIDDING ARCADIA	
2:00	↓	↓
2:30		
3:00	AT DINNER INLET GATE - QUOTE	379
3:30	ON REGULATED BYPASS	↓
4:00		870
4:30		↓
5:00		
5:30		
6:00		

RECAP OF HOURS

ACCOUNT NUMBER	NO. OF HOURS
107.02	2
379	1
870	4
879	.5
902	.5
TOTAL	8



**Sebring Gas System, Inc.**  
**Payroll Allocation**  
**30-Apr-19**

Account Numbers	Jerry Malendy, Jr		Kathy Snyder		Emmett Beasley		James Correll		Casey Dixon		Dave Kneier		Cameron Menzie		Steve Meyer		Dylan Pruitt		Russell Melendy		Journal Code	Total \$ Journal Entry
	Monthly Distribution (HOURS)	(DOLLARS)	Monthly Distribution (HOURS)	(DOLLARS)	Monthly Distribution (HOURS)	(DOLLARS)	Monthly Distribution (HOURS)	(DOLLARS)	Monthly Distribution (HOURS)	(DOLLARS)	Monthly Distribution (HOURS)	(DOLLARS)	Monthly Distribution (HOURS)	(DOLLARS)	Monthly Distribution (HOURS)	(DOLLARS)	Monthly Distribution (HOURS)	(DOLLARS)	Monthly Distribution (HOURS)	(DOLLARS)		
891.00	0.00	0.00			2.00	29.68			3.50	66.03			3.00	80.74							891.00	176.45
376.01	0.00	0.00			5.50	81.63			5.50	103.76			2.00	53.83	5.00	62.29					376.01	301.50
397.00	0.00	0.00			0.50	7.42				0.00				0.00	0.00	0.00					397.00	7.42
810.00	0.00	0.00				0.00				0.00				0.00	0.00	0.00					810.00	0.00
380.01	0.00	0.00			11.00	163.28	24.00	488.86	5.00	94.33			6.00	161.48	3.50	43.60	1.50	24.41			380.01	975.74
382.00	0.00	0.00			8.00	89.05			20.50	386.74			8.00	215.30	15.50	193.09	3.50	56.98			382.00	941.15
384.00	0.00	0.00			7.00	103.90			2.50	47.16				0.00	2.50	31.14					384.00	182.20
870.00	0.00	0.00				0.00				0.00			85.00	2233.74		0.00					870.00	2233.74
878.00	0.00	0.00			13.50	200.37			7.50	141.49			0.00	161.48	11.50	143.26	14.00	227.85			878.00	874.45
879.00	0.00	0.00			40.00	593.69			56.00	1113.07			24.00	645.90	78.00	946.78	21.50	349.91			879.00	3649.33
874.00	0.00	0.00			28.00	395.90	25.00	509.02	29.50	556.53			2.50	67.28	38.00	473.38	48.50	805.81			874.00	2797.72
887.00	0.00	0.00			3.50	51.95			3.00	56.60			2.00	53.83	3.00	37.37	0.00	81.38			887.00	207.88
892.00	0.00	0.00				0.00				0.00				0.00	0.00	0.00	5.00	81.38			892.00	81.38
893.00	0.00	0.00			3.00	44.53			1.50	28.30				0.00	1.50	18.69	0.50	81.4			893.00	99.65
894.00	0.00	0.00			3.00	44.53			3.50	65.03			1.00	26.91	1.00	12.45		0.00			894.00	149.93
902.00	0.00	0.00			6.00	118.74				0.00				0.00	0.00	0.00		0.00			902.00	118.74
903.01	0.00	0.00			0.50	7.42				0.00				0.00	3.50	43.60		0.00			903.01	51.02
920.00	146.50	8178.36	151.00	3475.53		0.00	80.50	1842.65		0.00	16.00	217.00	7.00	188.39		0.00			180.00	4689.32	920.00	18591.25
885.00		0.00		0.00	1.00	14.84			1.00	18.87			1.50	40.37	1.00	12.45		0.00			885.00	86.53
908.11	2.25	125.81	1.50	34.53		0.00				0.00				0.00	0.00	0.00		0.00			908.11	160.13
908.210	2.25	125.81	1.50	34.53		0.00				0.00				0.00	0.00	0.00		0.00			908.210	160.13
908.310	2.25	125.81	1.50	34.53		0.00				0.00				0.00	0.00	0.00		0.00			908.310	160.13
906.610	2.25	125.81	1.50	34.53		0.00				0.00				0.00	0.00	0.00		0.00			906.610	160.13
908.710	2.25	125.81	1.50	34.53		0.00				0.00				0.00	0.00	0.00		0.00			908.710	160.13
908.810	2.25	125.81	1.50	34.53		0.00				0.00				0.00	0.00	0.00		0.00			908.810	160.13
107.300		0.00		0.00		0.00				0.00				0.00	0.00	0.00		0.00			107.300	0.00
107.01		0.00		0.00		0.00				0.00				0.00	0.00	0.00		0.00			107.01	0.00
107.02		0.00		0.00		0.00	20.50	417.40		0.00			8.00	161.48		0.00		0.00			107.02	578.87
860.03		0.00		0.00		0.00				0.00				0.00	0.00	0.00		0.00			860.03	0.00
378.00		0.00		0.00		0.00				0.00				0.00	0.00	0.00		0.00			378.00	0.00
379.00		0.00		0.00		0.00				0.00				0.00	0.00	0.00		0.00			379.00	47.16
926.02		0.00		0.00		0.00			2.50	47.16			8.00	215.30		0.00		0.00			926.02	517.15
908.13		0.00		0.00		0.00			18.00	301.85				0.00	0.00	0.00		0.00			908.13	0.00
908.23		0.00		0.00		0.00				0.00				0.00	0.00	0.00		0.00			908.23	0.00
908.33		0.00		0.00		0.00				0.00				0.00	0.00	0.00		0.00			908.33	0.00
107.00		0.00		0.00		0.00				0.00				0.00	0.00	0.00		0.00			107.00	0.00
860.01		0.00		0.00		0.00				0.00				0.00	0.00	0.00		0.00			860.01	0.00
912.00		0.00		0.00		0.00				0.00				0.00	0.00	0.00		0.00			912.00	0.00
934.00		0.00		0.00		0.00				0.00				0.00	0.00	0.00		0.00			934.00	0.00
934.00		0.00		0.00		0.00				0.00				0.00	0.00	0.00		0.00			934.00	0.00
926.02		0.00		0.00		0.00				0.00				0.00	0.00	0.00		0.00			926.02	0.00
	160.00	8932.00	160.00	3682.68	130.50	1,936.91	160.00	3257.72	160.50	3027.92	18.00	217.00	160.00	4306.00	162.00	2019.09	96.00	1562.40	160.00	4689.32	-184.00	33630.04
																					926.02	0.00
																					Cr: total	33630.04

**SEBRING GAS SYSTEM, INC.  
EMPLOYEE DAILY REPORT**

**NAME** J CORRELL **DAY** TUES **DATE** 4-16-19

TIME	TYPE OF WORK PERFORMED	ACCOUNT NO.
08:00	ARCADIA NEW CUSTOMER	920
08:30	LIST	
09:00		
09:30		
10:00		
10:30		
11:00		
11:30		
12:00	LUNCH	
12:30		
1:00	ARCADIA LIST	920
1:30		
2:00		
2:30		
3:00		
3:30		
4:00		
4:30		
5:00		
5:30		
6:00		

**RECAP OF HOURS**

ACCOUNT NUMBER	NO. OF HOURS
<del>920</del> 107.02	8
<b>TOTAL</b>	8

**SEBRING GAS SYSTEM, INC.  
EMPLOYEE DAILY REPORT**

**NAME:** J CORRELL      **DAY:** WED      **DATE:** 4-17-19

TIME	TYPE OF WORK PERFORMED	ACCOUNT NO.
08:00	WORKED AT OFFICE ON NEW	107.02
08:30	CUSTOMER SPREAD SHEET	
09:00	FOR ARCADIA	
09:30		
10:00		
10:30		
11:00		
11:30		
12:00		
12:30	LUNCH	
1:00	NEW CUSTOMER LIST ARCADIA	107.02
1:30		
2:00		
2:30		
3:00		
3:30		
4:00		
4:30		
5:00		
5:30		
6:00		

**RECAP OF HOURS**

ACCOUNT NUMBER	NUMBER OF HOURS
107.02	8
<b>TOTAL</b>	8



**SEBRING GAS SYSTEM, INC.  
EMPLOYEE DAILY REPORT**

**NAME** J CORRELL      **DAY** THUR      **DATE** 4-18-19

TIME	TYPE OF WORK PERFORMED	ACCOUNT NO.
08:00	WORKED ON NEW CUSTOMER	107,02
08:30	LIST FOR ARCADIA LINE	
09:00	SIZING - COST - TERMS	
09:30		
10:00		
10:30		
11:00		
11:30		
12:00		
12:30	LUNCH	
1:00	STILL ON LIST ARCADIA	107,02
1:30	SYSTEM MAPPING REVIEW	<del>920</del>
2:00	UPDATE AND REPRINT	
2:30		
3:00		
3:30		
4:00		
4:30		
5:00		
5:30		
6:00		

**RECAP OF HOURS**

ACCOUNT NUMBER	NO. OF HOURS
107,02	4.5
920	-3.5
<b>TOTAL</b>	8

**SEBRING GAS SYSTEM, INC.  
EMPLOYEE DAILY REPORT**

**NAME:** Cameron Menzle      **DAY:** FRI      **DATE:** 3/29/19

TIME	TYPE OF WORK PERFORMED	ACCOUNT NO
08:00	ASSIGN WORK	878
08:30		879
09:00		870
09:30		1
10:00	REVIEW QUOTES ARCADIA E	107.02
10:30	PRINT OUT FOR JERRY	↓
11:00	LUNCH	×
11:30	↓	×
12:00	FUEL #121	894
12:30	OFFICE - ADMIN	870
1:00		1
1:30	ESTIMATE - INSIDE PIPING DATE	879
2:00	↓	↓
2:30	↓	↓
3:00	OFFICE - ADMIN	870
3:30		↓
4:00		↓
4:30		↓
5:00		
5:30		
6:00		

**RECAP OF HOURS**

ACCOUNT NUMBER	NO. OF HOURS
107.02	1
870	4
878	.5
879	2
894	.5
<b>TOTAL</b>	<b>8</b>

**SEBRING GAS SYSTEM, INC.  
EMPLOYEE DAILY REPORT**

**NAME:** CAMERON MENZIE    **DAY:** WED    **DATE:** 4/3/19

TIME	TYPE OF WORK PERFORMED	ACCOUNT NO.
08:00		
08:30	ASSIGN WORK - MEDICAL WAY	376.01
09:00	TIE IN NEW MAIN / SERVICES	↓
09:30		870
10:00		
10:30		
11:00		
11:30		
12:00		↓
12:30	LUNCH	X
1:00		
1:30	TRY NEW PEX FUEL CARD - FUEL #121	894
2:00	OFFICE - ARCADIA PRICING, MEETING	107.02
2:30	w/ JERRY	↓
3:00		
3:30		
4:00	↓	↓
4:30		870
5:00		
5:30		
6:00		

**RECAP OF HOURS**

ACCOUNT NUMBER	NO. OF HOURS
376.01	1
107.02	2.5
870	4
894	.5
<b>TOTAL</b>	<b>8</b>

**SEBRING GAS SYSTEM, INC.  
EMPLOYEE DAILY REPORT**

<b>NAME</b>	Cameron Menzie	<b>DAY</b>	Mon	<b>DATE</b>	4/8/19
-------------	----------------	------------	-----	-------------	--------

TIME	TYPE OF WORK PERFORMED	ACCOUNT NO.
08:00	Assign work	874
08:30	Admin	870
09:00		
09:30		
10:00		
10:30		
11:00		
11:30	EMAIL CORRESPONDENCE ARCADIA	107.02
12:00	EXPANSION	
12:30	LUNCH	X
1:00		
1:30	Admin	870
2:00		
2:30	MEETING w/ JERRY	885
3:00		
3:30	EMAIL CORRESPONDENCE SOPHIE'S	879
4:00	CAFE. EQUIPMENT (MANIFOLD	
4:30	INSTALL.	870
5:00		
5:30		
6:00		

**RECAP OF HOURS**

ACCOUNT NUMBER	NO. OF HOURS
107.02	1
870	4.5
874	.5
879	1
885	1
<b>TOTAL</b>	<b>8</b>

**SEBRING GAS SYSTEM, INC.  
EMPLOYEE DAILY REPORT**

**NAME:** CAMERON MERRIS **DAY:** FRI **DATE:** 4/19/19

TIME	TYPE OF WORK PERFORMED	ACCOUNT NO.
08:00	ASSIGN WORK	879
08:30	MEETING	885
09:00	MEASUREMENTS / SURVEY	<del>887</del> 376.01
09:30	NEW MAIN EXTENSION &	
10:00	SERVICE	380.01
10:30	MEETING w/ JERRY - ARCADIA	107.02
11:00	↓	↓
11:30		
12:00		
12:30	LUNCH	X
1:00		870
1:30		
2:00		
2:30		↓
3:00	w/ OYB @ GRIFFIN'S	879
3:30		
4:00	ASSIST EMUEL @ SOPHIE'S	878
4:30	↓	
5:00		
5:30		
6:00		

**RECAP OF HOURS**

ACCOUNT NUMBER	NO. OF HOURS
107.02	1.5
376.01	1
380.01	.5
870	2
878	1
879	1.5
885	.5
<b>TOTAL</b>	<b>8</b>

**Sebring Gas System, Inc.**  
**Payroll Allocation**  
**MAY 31 2019**

Account Numbers	Jerry Melendy, Jr		Kathy Snyder		Emmett Beasley		James Corral		Casey Dixon		Dave Kneller		Cameron Menzic		Steve Meyer		Dylan Pruitt		Russell Melendy		Journal Code	Total \$ Journal Entry
	Total Payroll	Monthly Distribution (HOURS) (DOLLARS)	Total Payroll	Monthly Distribution (HOURS) (DOLLARS)	Total Payroll	Monthly Distribution (HOURS) (DOLLARS)	Total Payroll	Monthly Distribution (HOURS) (DOLLARS)	Total Payroll	Monthly Distribution (HOURS) (DOLLARS)	Total Payroll	Monthly Distribution (HOURS) (DOLLARS)	Total Payroll	Monthly Distribution (HOURS) (DOLLARS)	Total Payroll	Monthly Distribution (HOURS) (DOLLARS)	Total Payroll	Monthly Distribution (HOURS) (DOLLARS)	Total Payroll	Monthly Distribution (HOURS) (DOLLARS)		
891.00		0.00		0.00	1.50	23.29	3.00	61.08	5.00	93.68		0.00	1.50	40.37		0.00	2.00	32.50		0.00	891.00	250.92
378.01		0.00		0.00	6.50	100.94		0.00	1.50	28.10		0.00	5.50	148.02		8.00	114.66	1.00	16.25		378.01	407.97
397.00		0.00		0.00		0.00		0.00		0.00		0.00		0.00			0.00				397.00	0.00
810.00		0.00		0.00		0.00		0.00		0.00		0.00		0.00			0.00				810.00	0.00
380.01		0.00		0.00	17.00	263.99		0.00	24.00	449.65		0.00	19.00	511.34	22.00	315.31	8.00	97.49		0.00	380.01	1637.78
382.00		0.00		0.00	4.50	69.88		0.00	12.50	234.19		0.00	2.50	67.28		5.50	78.83	5.50	89.36		382.00	539.55
384.00		0.00		0.00	2.00	31.06		0.00		0.00		0.00		0.00			0.00				384.00	31.06
870.00		0.00		0.00		0.00		0.00		0.00		0.00	82.50	2220.28		0.00	0.00				870.00	2220.28
878.00		0.00		0.00	5.00	77.64	1.00	20.36	1.00	16.74		0.00	3.00	60.74	3.00	43.00	8.00	97.49		0.00	878.00	337.98
879.00		0.00		0.00	24.50	380.46	2.00	40.72	42.00	786.89		0.00	5.50	148.02	27.50	394.14	6.00	97.49		0.00	879.00	1847.71
874.00		0.00		0.00	74.50	1156.90	3.50	71.26	40.00	749.42		0.00	10.00	269.13	83.00	1189.57	57.00	926.15		0.00	874.00	4362.42
847.00		0.00		0.00	8.00	138.76		0.00	12.00	224.83		0.00	0.50	13.46	12.50	179.15	8.00	129.99		0.00	847.00	687.18
892.00		0.00		0.00	5.00	77.64		0.00	3.00	56.21		0.00	2.00	53.83	3.50	50.16	2.00	32.50		0.00	892.00	270.33
893.00		0.00		0.00	7.00	108.70		0.00	2.50	46.84		0.00	1.00	26.91		3.00	43.00	1.00	16.25		893.00	241.70
894.00		0.00		0.00		0.00		0.00	16.00	299.77		0.00	1.00	26.91		8.00	114.66		0.00		894.00	414.42
902.00		0.00		0.00	16.00	248.45		0.00		0.00		0.00	1.00	26.91		0.50	7.17		0.00		902.00	282.54
903.01		0.00		0.00	3.50	54.35		0.00	1.00	26.91		0.00	1.00	26.91							903.01	81.26
920.00	178.50	9964.76	187.00	3875.15		0.00	124.50	2534.91		0.00		0.00	11.50	306.49							920.00	22312.51
885.00		0.00		0.00		0.00		0.00		0.00		0.00	14.00	376.78						182.00	5627.18	
908.11	2.25	125.61	1.50	34.82		0.00		0.00		0.00		0.00		0.00							908.11	160.42
908.210	2.25	125.61	1.50	34.82		0.00		0.00		0.00		0.00		0.00							908.210	160.42
908.310	2.25	125.61	1.50	34.82		0.00		0.00		0.00		0.00		0.00							908.310	160.42
906.610	2.25	125.61	1.50	34.82		0.00		0.00		0.00		0.00		0.00							906.610	160.42
908.710	2.25	125.61	1.50	34.82		0.00		0.00		0.00		0.00		0.00							908.710	160.42
908.810	2.25	125.61	1.50	34.82		0.00		0.00		0.00		0.00		0.00							908.810	160.42
107.300		0.00		0.00		0.00		0.00		0.00		0.00		0.00							107.300	0.00
107.01		0.00		0.00		0.00		0.00		0.00		0.00		0.00							107.01	0.00
107.02		0.00		0.00		0.00	42.00	855.15		0.00		0.00	4.50	121.11							107.02	975.26
880.03		0.00		0.00	2.00	31.06		0.00		0.00		0.00	1.50	40.37	2.00	28.68		0.00		0.00	880.03	100.09
378.00		0.00		0.00		0.00		0.00		0.00		0.00		0.00							378.00	0.00
379.00		0.00		0.00	8.00	124.23		0.00	14.50	271.66		0.00	1.50	40.37							379.00	436.26
926.02	8.00	448.60	24.00	557.05	8.00	124.23	34.00	488.66	24.00	449.65		0.00	32.00	861.20	8.00	114.66	8.00	129.99	8.00	234.47	926.02	3408.50
906.13		0.00		0.00		0.00		0.00		0.00		0.00		0.00							906.13	0.00
906.23		0.00		0.00		0.00		0.00		0.00		0.00		0.00							906.23	0.00
906.33		0.00		0.00		0.00		0.00		0.00		0.00		0.00							906.33	0.00
107.00		0.00		0.00		0.00		0.00		0.00		0.00		0.00							107.00	0.00
880.01		0.00		0.00		0.00		0.00		0.00		0.00		0.00							880.01	0.00
912.00		0.00		0.00		0.00		0.00		0.00		48.00	651.00								912.00	651.00
934.00		0.00		0.00		0.00		0.00		0.00		0.00		0.00							934.00	0.00
880.00		0.00		0.00	7.00	108.70		0.00		0.00		0.00		0.00		7.00	100.33		1.50	24.37	880.00	233.40
	200.00	11165.00	200.00	4642.10	201.00	3,121.30	200.00	4072.15	198.00	3709.62	48.00	651.00	200.00	5382.50	193.50	2773.28	104.00	1689.81	200.00	5861.63		
																					926.02	0.01
																					-184.00	43068.41
																					Conf total	43068.41

SEBRING GAS SYSTEM, INC.  
 DISTRIBUTION RECAP FOR THE WEEK  
4-25-19 TO 5-1-19

EMPLOYEE: J CORPELL

25 26 27 28 29 30 1

General Description	G/L Number	Thurs	Fri	Sat	Sun	Mon	Tues	Wed	Total Hours
Installation Mains, Plastic	376.01								
Installation Services, Plastic	380.01								
Installation Meters	382.00								
Installation Regulators	384.00								
Installation Communication Equipment	397.00								
Supervision of Operations	870.00								
Expense Mains & Services	874.00		2.5				1		3.5
Expense Meters & Regs	878.00								
Expense Cust. Installation	879.00								
Expense Misc Distribution	880.01								
Expense Training	880.03								
Maintenance Mains	887.00								
Maintenance M & R Gate	891.00								
Maintenance Services	892.00								
Maintenance Meter & Regs.	893.00								
Maintenance Other Equipment	894.00								
Expense Meter Reading	902.00								
Expense Billing	903.00								
Expense General Meeting	926 885.00	4	1.5			5	4.5	6.5	21.5
ECCR Res Replace Adv	908.23								
ECCR Cust Ret Ad	908.33								
CWIP-Wauchula	107.01					3	2.5	1.5	1.5
CWIP-Arcadia	107.02	4	4						
CWIP-Stoneridge	107.03								
Employee Benefits	926.02								
Total Hours For the Week		8	8			8	8	8	40



**SEBRING GAS SYSTEM, INC.  
EMPLOYEE DAILY REPORT**

**NAME** J CORRELL    **DAY** THUR    **DATE** 4-25-19

TIME	TYPE OF WORK PERFORMED	ACCOUNT NO.
08:00	ARCADIA maps	107,02
08:30		
09:00		
09:30		
10:00		
10:30		
11:00		
11:30		
12:00	LUNCH	
12:30		
1:00	SEBRING MAP SYSTEM	920
1:30		
2:00		
2:30		
3:00		
3:30		
4:00		
4:30		
5:00		
5:30		
6:00		

**RECAP OF HOURS**

ACCOUNT NUMBER	NO. OF HOURS
107, 2	4
920	4
<b>TOTAL</b>	<b>8</b>

**SEBRING GAS SYSTEM, INC.  
EMPLOYEE DAILY REPORT**

**NAME** J Correll      **DAY** FRI      **DATE** 4-26-19

TIME	TYPE OF WORK PERFORMED	ACCOUNT NO.
08:00	ARCADIA APPROVED PERMIT	107.2
08:30	2 UNDER REVIEW MADE	
09:00	COPIES OF PERMIT AND	
09:30	MADE PACKAGE	
10:00		
10:30		
11:00		
11:30		
12:00	LUNCH	
12:30		
1:00	SEBRING'S MAPS	920
1:30		
2:00		
2:30	GOT GRILL READY FOR	874
3:00	TMB FIREMAN'S BBQ	
3:30		
4:00		
4:30		
5:00		
5:30		
6:00		

**RECAP OF HOURS**

ACCOUNT NUMBER	NO. OF HOURS
107.2	4
920	1.5
874	2.5
<b>TOTAL</b>	<b>8</b>

**SEBRING GAS SYSTEM, INC.  
EMPLOYEE DAILY REPORT**

**NAME** S CORRELL      **DAY** MON      **DATE** 4-29-19

TIME	TYPE OF WORK PERFORMED	ACCOUNT NO
08:00	WORKED ON S.G.S MAPS UPDATE SYSTEM MAPS	920
08:30		
09:00		
09:30		
10:00		
10:30		
11:00		
11:30		
12:00		
12:30		
1:00		
1:30		
2:00	SYSTEM MAPS	920
2:30	ARCADIA MAPS	107.02
3:00		
3:30		
4:00		
4:30		
5:00		
5:30		
6:00		

**RECAP OF HOURS**

ACCOUNT NUMBER	NO. OF HOURS
107.2	3
920	5
<b>TOTAL</b>	<b>8</b>

**SEBRING GAS SYSTEM, INC.  
EMPLOYEE DAILY REPORT**

**NAME:** J CORRELL      **DAY:** TUES      **DATE:** 4-30-19

TIME	TYPE OF WORK PERFORMED	ACCOUNT NO
08:00	WORKED PUMP FOR LOCKER	874
08:30	FUEL SAFETY MEETING	↓
09:00	TALK WITH IM7 ABOUT	107.02
09:30	PERMITTING ARCADIA	↓
10:00	TOLD CAMERON WHAT IM7 WANTED	↓
10:30	GO T CONVERSION PLAN	107.02
11:00	MET WITH IM7 & CAMERON	↓
11:30	WORKED ON SEBRING MAPS	920
12:00		
12:30	LUNCH	
1:00	UPDATED DAILY REPORTS	920
1:30	FOR THE WEEKS RECAP	↓
2:00	GO T MAPS READY FOR	↓
2:30	PRINTING updated ONES	↓
3:00	WORKED ON VALVE BOX TO	↓
3:30	UPDATE CHANGES	↓
4:00	↓	↓
4:30	↓	↓
5:00		
5:30		
6:00		

**RECAP OF HOURS**

ACCOUNT MEMBER	NO OF HOURS
874	1
107.02	2.5
920	4.5
<b>TOTAL</b>	<b>8</b>

**SEBRING GAS SYSTEM, INC.  
EMPLOYEE DAILY REPORT**

**NAME** = Correll      **DAY** WED      **DATE** 5-1-19

TIME	TYPE OF WORK PERFORMED	ACCOUNT NO.
08:00		
08:30	updated DAVE ON ARCADIA	107.02
09:00	↓	↓
09:30	Completed FULL REVIEW ON	920
10:00	VALVE BOOK	
10:30		
11:00		
11:30		
12:00		
12:30	LUNCH	
1:00	updated FRANCIS I MAPS	920
1:30	TO INSTALL LOCATIONS	
2:00		
2:30		
3:00		
3:30		
4:00		
4:30		
5:00		
5:30		
6:00		

**RECAP OF HOURS**

ACCOUNT NUMBER	NO OF HOURS
107.02	1.5
920	6.5
<b>TOTAL</b>	

SEBRING GAS SYSTEM, INC.  
 DISTRIBUTION RECAP FOR THE WEEK  
5-2-19 TO 5-8-19  
 EMPLOYEE: J CORRELL

General Description	G/L Number	Thurs	Fri	Sat	Sun	Mon	Tues	Wed	Total Hours
Installation Mains, Plastic	376.01								
Installation Services, Plastic	380.01								
Installation Meters	382.00								
Installation Regulators	384.00								
Installation Communication Equipment	397.00								
Supervision of Operations	870.00								
Expense Mains & Services	874.00								
Expense Meters & Regs	878.00	1							1
Expense Cust. Installation	879.00	2							2
Expense Misc Distribution	880.01								
Expense Training	880.03								
Maintenance Mains	887.00								
Maintenance M & R Gate	891.00								
Maintenance Services	892.00								
Maintenance Meter & Regs.	893.00								
Maintenance Other Equipment	894.00								
Expense Meter Reading	902.00								
Expense Billing	903.00								
Expense General Meeting	<del>885.00</del> 920	1				4	8	8	21
ECCR Res Replace Adv	908.23								
ECCR Cust Ret Ad	908.33								
CWIP-Wauchula	107.01					4			16
CWIP-Arcadia	107.02	4	8						
CWIP-Stoneridge	107.03								
Employee Benefits	926.02								
Total Hours For the Week		8	8			8	8	8	40

**SEBRING GAS SYSTEM, INC.  
EMPLOYEE DAILY REPORT**

**NAME** J CORRELL      **DAY** THUR      **DATE** 5-2-19

TIME	TYPE OF WORK PERFORMED	ACCOUNT NO.
08:00	WATERING HOLE CHANGED OUT	879
08:30	GAS VALVE	
09:00		
09:30		
10:00	OFFICE ON MAPS SEBRING	920
10:30		
11:00	LEAK CALL ON FRYER	878
11:30	WATERING HOLE	878
12:00		
12:30	LUNCH	
1:00	ARCADIA CUSTOMER LISTING	107.02
1:30	ON BREVARD	
2:00		
2:30		
3:00		
3:30		
4:00		
4:30		
5:00		
5:30		
6:00		

**RECAP OF HOURS**

ACCOUNT NUMBER	NO. OF HOURS
879	2
878	1
920	1
107.2	4
<b>TOTAL</b>	<b>8</b>



**SEBRING GAS SYSTEM, INC.  
EMPLOYEE DAILY REPORT**

**NAME** H CORRELL      **DAY** FRI      **DATE** 5-3-19

TIME	TYPE OF WORK PERFORMED	ACCOUNT NO
08:00	ARCADIA NEW CUSTOMER	1071 <sup>2</sup>
08:30	listing	
09:00		
09:30		
10:00		
10:30		
11:00		
11:30		
12:00		
12:30	LUNCH	
1:00	ARCADIA NEW CUSTOMER	1071 <sup>62</sup>
1:30	listing WITH PLAN	
2:00		
2:30		
3:00		
3:30		
4:00		
4:30		
5:00		
5:30		
6:00		

**RECAP OF HOURS**

ACCOUNT NUMBER	NO. OF HOURS
1071 <sup>2</sup>	8
<b>TOTAL</b>	8

**SEBRING GAS SYSTEM, INC.  
EMPLOYEE DAILY REPORT**

**NAME:** J CORRELL      **DAY:** MON      **DATE:** 5-6-19

TIME	TYPE OF WORK PERFORMED	ACCOUNT NO.
08:00	WORKED ON ARCADIA MAPS	107,02
08:30		
09:00		
09:30		
10:00		
10:30		
11:00		
11:30	LUNCH	
12:00		
12:30	updated missing map on SEBRING	920
1:00		
1:30		
2:00		
2:30		
3:00		
3:30		
4:00		
4:30		
5:00		
5:30		
6:00		

**RECAP OF HOURS**

ACCOUNT NUMBER	NO. OF HOURS
107,02	4
920	4
<b>TOTAL</b>	8

SEBRING GAS SYSTEM, INC.  
 DISTRIBUTION RECAP FOR THE WEEK  
5-9-19 TO 5-15-19

EMPLOYEE: J CORRELL

General Description	G/I Number	Thurs	Fri	Sat	Sun	Mon	Tues	Wed	Total Hours
Installation Mains, Plastic	376.01								
Installation Services, Plastic	380.01								
Installation Meters	382.00								
Installation Regulators	384.00								
Installation Communication Equipment	397.00								
Supervision of Operations	870.00								
Expense Mains & Services	874.00								
Expense Meters & Regs	878.00								
Expense Cust. Installation	879.00								
Expense Misc Distribution	880.01								
Expense Training	880.03								
Maintenance Mains	887.00								
Maintenance M & R Gate	891.00								
Maintenance Services	892.00								
Maintenance Meter & Regs.	893.00								
Maintenance Other Equipment	894.00								
Expense Meter Reading	902.00								
Expense Billing	903.00								
Expense General Meeting	<del>886.00</del> 920	6.5	8			6	7	7	34.5
ECCR Res Replace Adv	908.23								
ECCR Cust Ret Ad	908.33								
CWIP-Wauchula	107.01	1.5				2	1	1	4.5
CWIP-Arcadia	107.02								
CWIP-Stoneridge	107.03								
Employee Benefits	926.02								
Total Hours For the Week		8	8			8	8	8	40

**SEBRING GAS SYSTEM, INC.  
EMPLOYEE DAILY REPORT**

**NAME** J CORRELL      **DAY** THUR      **DATE** 5-9-19

TIME	TYPE OF WORK PERFORMED	ACCOUNT NO.
08:00	UPDATED AND MADE VALVE BOOK AND MAP BOOK FOR MAIL + LIMP KIN ST	920
08:30		
09:00		
09:30		
10:00		
10:30		
11:00		
11:30		
12:00	LUNCH	
12:30		
1:00	WORKED ON APPROVAL ON	107.02
1:30	PERMITT ARCADIA	
2:00		
2:30	BACK ON SGS SEBRING'S	920
3:00	MAPS	
3:30		
4:00		
4:30		
5:00		
5:30		
6:00		

**RECAP OF HOURS**

ACCOUNT NUMBER	NO. OF HOURS
107.02	1.5
920	6.5
<b>TOTAL</b>	8

**SEBRING GAS SYSTEM, INC.  
EMPLOYEE DAILY REPORT**

**NAME:** J CORRETT      **DAY:** Mon WETS      **DATE:** 5-13-19

TIME	TYPE OF WORK PERFORMED	ACCOUNT NO.
08:00	OFFICE ON SEBRING	920
08:30	MAPS AND ASBU.ITS	
09:00		
09:30		
10:00		
10:30		
11:00		
11:30		
12:00	LUNCH	
12:30		
1:00	COST MEASUREMENTS ON NEW	107.02
1:30	LINE'S TO BE INSTALLED	
2:00	CUSTOMER LIST	
2:30		
3:00	OFFICE ON SEBRING	920
3:30	MAPS	
4:00		
4:30		
5:00		
5:30		
6:00		

**RECAP OF HOURS**

ACCOUNT NUMBER	NO. OF HOURS
920	6
107.02	2
<b>TOTAL</b>	<b>8</b>

**SEBRING GAS SYSTEM, INC.  
EMPLOYEE DAILY REPORT**

**NAME:** J Coarell      **DAY:** TUES      **DATE:** 5-14-19

TIME	TYPE OF WORK PERFORMED	ACCOUNT NO.
08:00	UPDATED SEBRING AREA MAPS	920
08:30		
09:00		
09:30		
10:00		
10:30	LUNCH	
11:00		
11:30		
12:00	ARCADIA PERMIT	107.5
12:30		
1:00	BACHON MAPS SEBRING AREA	920
1:30		
2:00		
2:30		
3:00		
3:30		
4:00		
4:30		
5:00		
5:30		
6:00		

**RECAP OF HOURS**

ACCOUNT NUMBER	NO. OF HOURS
920	7
107.02	1
<b>TOTAL</b>	<b>8</b>

**SEBRING GAS SYSTEM, INC.  
EMPLOYEE DAILY REPORT**

**NAME** I CORRELL      **DAY** WED      **DATE** 5-15-19

TIME	TYPE OF WORK PERFORMED	ACCOUNT NO.
08:00	ARCADIA PERMIT	107, 62
08:30	↓	1
09:00	SEBRING AREA REVIEWED	920
09:30	AND UP DATED MAPS	↓
10:00	↓	↓
10:30	↓	↓
11:00	↓	↓
11:30	↓	↓
12:00	LUNCH	
12:30		920
1:00	WORKED ON MAPS	↓
1:30	↓	↓
2:00	↓	↓
2:30	↓	↓
3:00	↓	↓
3:30	↓	↓
4:00	↓	↓
4:30	↓	↓
5:00		
5:30		
6:00		

**RECAP OF HOURS**

ACCOUNT NUMBER	NO. OF HOURS
107, 62	1
920	7
<b>TOTAL</b>	<b>8</b>



SEBRING GAS SYSTEM, INC.  
 DISTRIBUTION RECAP FOR THE WEEK  
5-16-19 TO 5-22-19

EMPLOYEE: J CORRELL

General Description	G/L Number	Thurs	Fri	Sat	Sun	Mon	Tues	Wed	Total Hours
Installation Mains, Plastic	376.01								
Installation Services, Plastic	380.01								
Installation Meters	382.00								
Installation Regulators	384.00								
Installation Communication Equipment	397.00								
Supervision of Operations	870.00								
Expense Mains & Services	874.00								
Expense Meters & Regs	878.00								
Expense Cust. Installation	879.00								
Expense Misc Distribution	880.01								
Expense Training	880.03								
Maintenance Mains	887.00								
Maintenance M & R Gate	891.00					3			3
Maintenance Services	892.00								
Maintenance Meter & Regs.	893.00								
Maintenance Other Equipment	894.00								
Expense Meter Reading	902.00								
Expense Billing	903.00								
Expense General Meeting	<del>885.00</del> 920	6.5	8			5	7	7.5	34
ECCR Res Replace Adv	908.23								
ECCR Cust Ret Ad	908.33								
CWIP-Wauchula	107.01								
CWIP-Arcadia	107.02	1.5					1	1.5	3
CWIP-Stoneridge	107.03								
Employee Benefits	926.02								
Total Hours For the Week		8	8			8	8	8	40

**SEBRING GAS SYSTEM, INC.  
EMPLOYEE DAILY REPORT**

**NAME** J. CARROLL      **DAY** THUR      **DATE** 5-16-19

TIME	TYPE OF WORK PERFORMED	ACCOUNT NO.
08:00	CHECKED ON ARCADIA PERMIT	107, 02
08:30	ONLINE FOR MORE CUSTOMER	✓
09:00	REVIEWED MAP AND UPDATED	920 ✓
09:30		
10:00		
10:30		
11:00		
11:30		
12:00	LUNCH	
12:30		
1:00	REVIEWED MAPS AND UPDATED	920
1:30		
2:00		
2:30		
3:00		
3:30		
4:00		
4:30		
5:00		
5:30		
6:00		

**RECAP OF HOURS**

ACCOUNT NUMBER	NO. OF HOURS
107, 02	1.5
920	6.5
<b>TOTAL</b>	8

**SEBRING GAS SYSTEM, INC.  
EMPLOYEE DAILY REPORT**

**NAME:** J Correll      **DAY:** Tues      **DATE:** 5-21-19

TIME	TYPE OF WORK PERFORMED	ACCOUNT NO.
08:00	ARCADIA PERMIT	107, 02
08:30		
09:00	Worked in office	920
09:30		
10:00		
10:30		
11:00		
11:30		
12:00	LUNCH	
12:30		
1:00	Worked in office	920
1:30		
2:00		
2:30		
3:00		
3:30		
4:00		
4:30		
5:00		
5:30		
6:00		

**RECAP OF HOURS**

ACCOUNT NUMBER	NO OF HOURS
920	<del>8</del> 7
107, 02	1
<b>TOTAL</b>	<b>8</b>

**SEBRING GAS SYSTEM, INC.  
EMPLOYEE DAILY REPORT**

**NAME:** J. Carroll      **DAY:** WED      **DATE:** 5-22-19

TIME	TYPE OF WORK PERFORMED	ACCOUNT NO.
08:00	CHECKED ON ARCADIA PERMIT	107.02
08:30	REVISED SYSTEM MAP	920
09:00	FAR VALVES	
09:30		
10:00		
10:30		
11:00		
11:30		
12:00		
12:30		
1:00	LUNCH	
1:30	REVISED SYSTEM VALVES	920
2:00		
2:30		
3:00		
3:30		
4:00		
4:30		
5:00		
5:30		
6:00		

**RECAP OF HOURS**

ACCOUNT NUMBER	NO. OF HOURS
107.02	1.5
920	7.5
<b>TOTAL</b>	<b>8</b>

SEBRING GAS SYSTEM, INC.  
 DISTRIBUTION RECAP FOR THE WEEK  
5-23-19 TO 5-29-19

EMPLOYEE: J CORRELL

General Description	G/L Number	23 Thurs	24 Fri	25 Sat	26 Sun	27 Mon	28 Tues	29 Wed	Total Hours
Installation Mains, Plastic	376.01								
Installation Services, Plastic	380.01								
Installation Meters	382.00								
Installation Regulators	384.00								
Installation Communication Equipment	397.00								
Supervision of Operations	870.00								
Expense Mains & Services	874.00								
Expense Meters & Regs	878.00								
Expense Cust. Installation	879.00								
Expense Misc Distribution	880.01								
Expense Training	880.03								
Maintenance Mains	887.00								
Maintenance Gate/ Odorant	891.00								
Maintenance Services	892.00								
Maintenance Meter & Regs.	893.00								
Maintenance Other Equipment	894.00								
Expense Meter Reading	902.00								
Expense Billing	903.00								
Expense General Meeting	920 <del>885.00</del>	7	6.5						13.5
ECCR Res									
Replace Adv	908.23								
ECCR Cust Ret Adv	908.33								
CWIP-Arcadia	107.02	1	1.5						2.5
Employee Benefits	926.02					8	8	8	24
Total Hours For the Week		8	8			8	8	8	40

**SEBRING GAS SYSTEM, INC.  
EMPLOYEE DAILY REPORT**

**NAME** J CORRELI      **DAY** THUR      **DATE** 5-23-19

TIME	TYPE OF WORK PERFORMED	ACCOUNT NO.
08:00	CHECK CHECK ON ARCADIA PERMITS REVISED SYSTEM VALVES	1107.02 920
08:30		
09:00		
09:30		
10:00		
10:30		
11:00		
11:30	LUNCH	
12:00		
12:30	CHECKED ON ARCADIA PERMITS REVISED SYSTEM VALVES	X <del>107.02</del> 107.02 920
1:00		
1:30		
2:00		
2:30		
3:00		
3:30		
4:00		
4:30		
5:00		
5:30		
6:00		

**RECAP OF HOURS**

ACCOUNT NUMBER	NO. OF HOURS
107.02	1
920	2
<b>TOTAL</b>	3

**SEBRING GAS SYSTEM, INC.  
EMPLOYEE DAILY REPORT**

**NAME:** J CORRELL      **DAY:** FRI      **DATE:** 5-24-19

TIME	TYPE OF WORK PERFORMED	ACCOUNT NO.
08:00	ARCADIA PERMITT ✓ED	107.02
08:30	SYSTEM VAIVES UPDATE	920
09:00		
09:30		
10:00		
10:30		
11:00		
11:30	ARCADIA PERMITT ✓ED	107.02
12:00	LUNCH	
12:30		
1:00	SYSTEM VAIVES UPDATE	920
1:30		
2:00	ARCADIA PERMITT ✓ED	107.02
2:30	SYSTEM VAIVES UPDATE	920
3:00		
3:30		
4:00		
4:30		
5:00		
5:30		
6:00		

**RECAP OF HOURS**

ACCOUNT NUMBER	NO. OF HOURS
107.02	1.5
920	6.5
<b>TOTAL</b>	<b>8</b>



SEBRING GAS SYSTEM, INC.  
 DISTRIBUTION RECAP FOR THE WEEK  
5/2/19 TO 5/13/19

EMPLOYEE: CAMERON MENZUS

General Description	G/L Number	Thurs	Fri	Sat	Sun	Mon	Tues	Wed	Total Hours
Installation Mains, Plastic	376.01								
Installation Services, Plastic	380.01	1.5					8		9.5
Installation Meters	382.00								
Installation Regulators	384.00								
Installation Communication Equipment	397.00								
Supervision of Operations	870.00	4.5	6			3		5	18.5
Expense Mains & Services	874.00		.5						.5
Expense Meters & Regs	878.00	.5	.5						1
Expense Cust. Installation	879.00	1.5	.5			.5		2	4.5
Expense Misc Distribution	880.01								
Expense Training	880.03								
Maintenance Mains	887.00								
Maintenance M & R Gate	891.00					1			1
Maintenance Services	892.00							1	1
Maintenance Meter & Regs.	893.00								
Maintenance Other Equipment	894.00								
Expense Meter Reading	902.00								
Expense Billing	903.00								
Expense General Meeting	885.00		.5						.5
ECCR Res Replace Adv	908.23								
ECCR Cust Ret Ad	908.33								
<del>GWIP-Wauchula</del>	<del>107.01</del>								
CWIP-Arcadia	107.02					3.5			3.5
<del>CWIP-Stoneridge</del>	<del>107.09</del>								
Employee Benefits	928.02								
<b>Total Hours For the Week</b>		8	8	/	/	8	8	8	40

SEBRING GAS SYSTEM, INC.  
EMPLOYEE DAILY REPORT

NAME: CAMERON MENZIE DAY: 5/16/17 DATE: Mon

TIME	TYPE OF WORK PERFORMED	ACCOUNT NO.
08:00	ASSIGN WORK - QUORANTS	891
08:30	HIGHLANDS G. St. 1	↓
09:00		879
09:30	ARCADIA -	107.02
10:00	↓	
10:30		
11:00		
11:30		
12:00		
12:30	↓	
1:00	LUNCH	<del>870</del>
1:30		
2:00	OFFICE / FIELD QA	870
2:30		
3:00		
3:30		
4:00		
4:30		↓
5:00		
5:30		
6:00		

RECAP OF HOURS

ACCOUNT NUMBER	NO. OF HOURS
107.02	3.5
870	3
879	.5
891	1
TOTAL	8

SEBRING GAS SYSTEM, INC.  
 DISTRIBUTION RECAP FOR THE WEEK

5/16/19 TO 5/22/19

EMPLOYEE: CAMERON MENZIE

General Description	G/L Number	Thurs	Fri	Sat	Sun	Mon	Tues	Wed	Total Hours
Installation Mains, Plastic	376.01	1.5	1.5						3
Installation Services, Plastic	380.01	2				1			3
Installation Meters	382.00								
Installation Regulators	384.00								
Installation Communication Equipment	397.00								
Supervision of Operations	870.00	2	4			5.5	7.5	5	<del>24</del> 25
Expense Mains & Services	874.00	1	1			1	.5	2.5	6
Expense Meters & Regs	878.00					.5			.5
Expense Cust. Installation	879.00		.5						.5
Expense Misc Distribution	880.01								
Expense Training	880.03								
Maintenance Mains	887.00	.5							.5
Maintenance M & R Gate	891.00								
Maintenance Services	892.00								
Maintenance Meter & Regs.	893.00								
Maintenance Other Equipment	894.00								
Expense Meter Reading	902.00								
Expense Billing	903.00								
Expense General Meeting	885.00								
ECCR Res Replace Adv	920 908.23							.5	.5
ECCR Cust Ret Ad	908.33								
CWIP-Wauchula	107.01								
CWIP-Arcadia	107.02	1							1
CWIP-Stoneridge	107.03								
Employee Benefits	926.02								
Total Hours For the Week		8	4	/	/	8.5	8.5	<del>8.5</del>	40

↑ ↑

1 HR PR REQ. NEEDED

**SEBRING GAS SYSTEM, INC.  
EMPLOYEE DAILY REPORT**

**NAME:** Cameron Metzler **DAY:** THURSDAY **DATE:** 5/16/19

TIME	TYPE OF WORK PERFORMED	ACCOUNT NO.
08:00	ASSIGN WORK - VALVE MAINT.	874
08:30	SYSTEM / SECTIONAL	↓
09:00	OFFICE - ADMIN	870
09:30	PHONE CONF. CLEFTECH PIZZA	380.01
10:00	HUT. SCHEDULE CONVERSION	↓
10:30	PHONE CONF. ON PERMITS ARCADIA	107.02
11:00	17 SOUTHWOOD	↓
11:30	DRAFT IN HOUSE W.O.'S CP	887
12:00	LANCH	<del>887</del>
12:30		
1:00	CONVERSION KITS FOR LAUNDRY PRO	380.01
1:30	↓ TEMPACO	↓
2:00	WILLIE DOWN'S VILLAS - CHECK	376.01
2:30	CP ON STATUS	↓
3:00	↓	↓
3:30		870
4:00		↓
4:30		
5:00		
5:30		
6:00		

**RECAP OF HOURS**

ACCOUNT NUMBER	NO. OF HOURS
380.01	2
107.02	1
376.01	1.5
870	2
874	1
887	5
<b>TOTAL</b>	<b>8</b>

SEBRING GAS SYSTEM, INC.  
 ATTN: RUSSELL MELENDY  
 515 S 6TH AVENUE  
 WAUCHULA, FL 33873

Invoice No: 14248237  
 Invoice Date: Jun 30, 2019  
 Invoice Amount: \$60.00  
 Project No: 046301001.1  
 Project Name: ARCADIA NATURAL GAS LINE  
 Project Manager: CONERLY, BO

Please send payments to:  
 KIMLEY-HORN AND ASSOCIATES, INC.  
 P.O. BOX 932520  
 ATLANTA, GA 31193-2520

Client Reference:

For Services Rendered through Jun 30, 2019

Federal Tax Id: 56-0885615

**LUMP SUM**

Description	Contract Value	% Complete	Amount Earned to Date	Previous Amount Billed	Current Amount Due
TASK I - MEETINGS, SUPPORT, AND PROJECT COORDINATION	1,250.00	100.00%	1,250.00	1,250.00	0.00
TASK II - UTILITY DESIGN AND CONSTRUCTION DOCUMENTS	27,000.00	100.00%	27,000.00	27,000.00	0.00
TASK III - REGULATORY AGENCY COORDINATION	3,000.00	100.00%	3,000.00	2,940.00	60.00
TASK V - CERTIFICATION AND PROJECT CLOSE-OUT	2,500.00	0.00%	0.00	0.00	0.00
<b>Subtotal</b>	<b>33,750.00</b>	<b>92.59%</b>	<b>31,250.00</b>	<b>31,190.00</b>	<b>60.00</b>
<b>Total LUMP SUM</b>					<b>60.00</b>

DESCRIPTION OF SERVICES PERFORMED:  
 -PROJECT DESIGN AND PERMIT COORDINATION

**Total Invoice: \$60.00**



SEBRING GAS SYSTEM, INC.  
 DISTRIBUTION RECAP FOR THE WEEK  
5-20-19 TO 6-5-19

EMPLOYEE: Jim Correll

General Description	G/I Number	Thurs	Fri	Sat	Sun	Mon	Tues	Wed	Total Hours
Installation Mains, Plastic	376.01								
Installation Services, Plastic	380.01								
Installation Meters	382.00								
Installation Regulators	384.00								
Installation Communication Equipment	397.00								
Supervision of Operations	870.00								
Expense Mains & Services	874.00								
Expense Meters & Regs	878.00								
Expense Cust. Installation	879.00								
Expense Misc Distribution	880.01								
Expense Training	880.03								
Maintenance Mains	887.00								
Maintenance Gate/ Odorant	891.00								
Maintenance Services	892.00								
Maintenance Meter & Regs.	893.00								
Maintenance Other Equipment	894.00								
Expense Meter Reading	902.00								
Expense Billing	903.00								
Expense General Meeting	920.00 <del>885.00</del>	7	7			7	7.5		35.5
ECCR Res Replace Adv	908.23								
ECCR Cust Ret Adv	908.33								
CWIP-Arcadia	107.02	1	1			1	1.5	1	4.5
Employee Benefits	926.02								
Total Hours For the Week		8	8			8	8	8	40

**SEBRING GAS SYSTEM, INC.  
EMPLOYEE DAILY REPORT**

**NAME** J CORRELL      **DAY** THUR      **DATE** 5.30.19

TIME	TYPE OF WORK PERFORMED	ACCOUNT NO.
08:00	CHECKED ON ARCADIA PERMIT	107, 02
08:30	SYSTEM VALVES	920
09:00		
09:30		
10:00		
10:30		
11:00		
11:30		
12:00		
12:30	LUNCH	
1:00	CHECKED ON ARCADIA PERMIT	107, 02
1:30	SYSTEM VALVES	920
2:00		
2:30		
3:00		
3:30		
4:00		
4:30		
5:00		
5:30		
6:00		

**RECAP OF HOURS**

ACCOUNT NUMBER	NO. OF HOURS
107, 02	1
920	7
<b>TOTAL</b>	<b>8</b>



**SEBRING GAS SYSTEM, INC.  
EMPLOYEE DAILY REPORT**

**NAME** J Correll      **DAY** FRI      **DATE** 5-31-19

TIME	TYPE OF WORK PERFORMED	ACCOUNT NO.
08:00	ARCADIA PERMITT	107,02
08:30	SYSTEM VALVES UPDATED	920
09:00		
09:30		
10:00		
10:30		
11:00		
11:30		
12:00		
12:30	LUNCH	
1:00	ARCADIA PERMITT	107,02
1:30	SYSTEM VALVES UPDATED	920
2:00		
2:30		
3:00		
3:30		
4:00		
4:30		
5:00		
5:30		
6:00		

**RECAP OF HOURS**

ACCOUNT NUMBER	NO. OF HOURS
107,02	1
920	7
<b>TOTAL</b>	8

**SEBRING GAS SYSTEM, INC.  
EMPLOYEE DAILY REPORT**

**NAME:** J Correll      **DAY:** Mon      **DATE:** 6-3-19

TIME	TYPE OF WORK PERFORMED	ACCOUNT NO.
08:00	✓ ON ARCADIA PERMIT	107.02
08:30	updated system valves	920
09:00		
09:30		
10:00		
10:30		
11:00		
11:30		
12:00	LUNCH	
12:30		
1:00	✓ ON ARCADIA PERMIT	107.02
1:30	updated system valves	920
2:00		
2:30		
3:00		
3:30		
4:00		
4:30		
5:00		
5:30		
6:00		

**RECAP OF HOURS**

ACCOUNT NUMBER	NO. OF HOURS
107.02	1
920	7
<b>TOTAL</b>	<b>8</b>

**SEBRING GAS SYSTEM, INC.  
EMPLOYEE DAILY REPORT**

**NAME** J Corbett      **DAY** TUES      **DATE** 6-4-19

TIME	TYPE OF WORK PERFORMED	ACCOUNT NO.
08:00	Called on Arcadia Permit	107.02
08:30	Worked on updated system	920
09:00	Valves	
09:30		
10:00		
10:30		
11:00		
11:30		
12:00	LUNCH	
12:30		
1:00	System Valves	920
1:30		
2:00		
2:30		
3:00		
3:30		
4:00		
4:30		
5:00		
5:30		
6:00		

**RECAP OF HOURS**

ACCOUNT NUMBER	NO. OF HOURS
107.02	0.5
920	7.5
<b>TOTAL</b>	<b>8</b>

**SEBRING GAS SYSTEM, INC.  
EMPLOYEE DAILY REPORT**

**NAME** J CORRELL      **DAY** WED      **DATE** 6-5-19

TIME	TYPE OF WORK PERFORMED	ACCOUNT NO.
08:00	ARCADIA PERMIT	107.05
08:30	SYSTEM VALVES	920
09:00	}	}
09:30		
10:00		
10:30		
11:00		
11:30	}	}
12:00		
12:30	LUNCH	
1:00	system valves	920
1:30	}	}
2:00		
2:30		
3:00		
3:30		
4:00	}	}
4:30		
4:30	ARCADIA PERMIT	107.02
5:00		
5:30		
6:00		

**RECAP OF HOURS**

ACCOUNT NUMBER	NO. OF HOURS
107.02	1
920	7
<b>TOTAL</b>	<b>8</b>

SEBRING GAS SYSTEM, INC.  
 DISTRIBUTION RECAP FOR THE WEEK  
6-6-19 TO 6-12-19

EMPLOYEE: J CORRELL

General Description	G/L Number	6 Thurs	7 Fri	8 Sat	9 Sun	10 Mon	11 Tues	12 Wed	Total Hours
Installation Mains, Plastic	376.01								
Installation Services, Plastic	380.01						1		1
Installation Meters	382.00								
Installation Regulators	384.00								
Installation Communication Equipment	397.00								
Supervision of Operations	870.00								
Expense Mains & Services	874.00								
Expense Meters & Regs	878.00								
Expense Cust. Installation	879.00								
Expense Misc Distribution	880.01								
Expense Training	880.03								
Maintenance Mains	887.00								
Maintenance Gate/ Odorant	891.00								
Maintenance Services	892.00								
Maintenance Meter & Regs.	893.00								
Maintenance Other Equipment	894.00						2.5		2.5
Expense Meter Reading	902.00								
Expense Billing	903.00								
Expense General Meeting	<del>885.00</del> 920	7	7			7	3.5	7	31.5
ECCR Res Replace Adv	908.23								
ECCR Cust Ret Adv	908.33								
CWIP-Arcadia	107.02	1	1			1	1	1	5
Employee Benefits	926.02								
Total Hours For the Week		8	8			8	8	8	40

**SEBRING GAS SYSTEM, INC.  
EMPLOYEE DAILY REPORT**

**NAME** J CARRELL      **DAY** THUR      **DATE** 6-6-19

TIME	TYPE OF WORK PERFORMED	ACCOUNT NO
08:00	CHECKED ON ARCADIA PERMIT	107, 02
08:30	UPDATED SYSTEM VALVE	920
09:00		
09:30		
10:00		
10:30		
11:00		
11:30		
12:00	LUNCH	
12:30		
1:00	CHECKED ON ARCADIA PERMIT	107, 02
1:30	UPDATED SYSTEM VALVES	920
2:00		
2:30		
3:00		
3:30		
4:00		
4:30		
5:00		
5:30		
6:00		

**RECAP OF HOURS**

ACCOUNT NUMBER	NO. OF HOURS
107, 02	1
920	7
<b>TOTAL</b>	<b>8</b>

**SEBRING GAS SYSTEM, INC.  
EMPLOYEE DAILY REPORT**

**NAME** V CORREH      **DAY** FC1      **DATE** 6-7-19

TIME	TYPE OF WORK PERFORMED	ACCOUNT NO.
08:00	CHECKED ON ARCADIA PERMIT	107,02
08:30	updated system values	920
09:00		
09:30		
10:00		
10:30		
11:00		
11:30		
12:00	LUNCH	
12:30		
1:00	CHECKED ON ARCADIA	107,02
1:30	SYSTEM VALUES	920
2:00		
2:30		
3:00		
3:30		
4:00		
4:30		
5:00		
5:30		
6:00		

**RECAP OF HOURS**

ACCOUNT NUMBER	NO. OF HOURS
107,02	1
920	7
<b>TOTAL</b>	8

**SEBRING GAS SYSTEM, INC.  
EMPLOYEE DAILY REPORT**

**NAME:** J CARROLL      **DAY:** MON      **DATE:** 6-10-19

TIME	TYPE OF WORK PERFORMED	ACCOUNT NO.
08:00	CHECKED ON ARCADIA PERMIT	107, 02
08:30	UPDATED SYSTEM VALVE BOOK	920
09:00		
09:30		
10:00		
10:30		
11:00		
11:30		
12:00	LUNCH	
12:30		
1:00	CHECKED ON ARCADIA PERMIT	107, 02
1:30	UPDATED SYSTEM VALVE BOOK	920
2:00		
2:30		
3:00		
3:30		
4:00		
4:30		
5:00		
5:30		
6:00		

**RECAP OF HOURS**

ACCOUNT NUMBER	NO. OF HOURS
107, 02	0
920	7
<b>TOTAL</b>	7



**SEBRING GAS SYSTEM, INC.  
EMPLOYEE DAILY REPORT**

**NAME** J CORRELL      **DAY** TUES      **DATE** 6-11-19

TIME	TYPE OF WORK PERFORMED	ACCOUNT NO.
08:00	GOT FORKLIFT AND MOVED	894
08:30	PIPE AT THE WAREHOUSE	↓
09:00	MOVED IT OUT OF THE SUN	
09:30	TO UNDER OUTSIDE WAREHOUSE	
10:00	CHECKED ON ARCADIA PERMIT	107,02
10:30	MADE 3 AS BUILTS FOR	380,01
11:00	INSPIRATION DRIVE	380,01
11:30	HEIATY WITH A TANK	894
12:00	LUNCH	
12:30		
1:00	CHECK ON ARCADIA PERMIT	107,02
1:30	SYSTEM VALUE BOOK	920
2:00	UP DATED	
2:30		
3:00		
3:30		
4:00		
4:30		
5:00		
5:30		
6:00		

**RECAP OF HOURS**

ACCOUNT NUMBER	NO. OF HOURS
894	2.5
107,02	1
920	3.5
380,01	1
<b>TOTAL</b>	<b>8</b>

**SEBRING GAS SYSTEM, INC.  
EMPLOYEE DAILY REPORT**

**NAME** J CORRELL      **DAY** WED      **DATE** 6-12-19

TIME	TYPE OF WORK PERFORMED	ACCOUNT NO.
08:00	CHECKED ON ARCADIA PERMIT	107.02
08:30	WORKED ON SYSTEM VALVE	920
09:00	BOOK UPDATED	
09:30		
10:00		
10:30		
11:00		
11:30		
12:00	LUNCH	
12:30		
1:00	CHECK ON ARCADIA PERMIT	107.02
1:30	WORKED ON VALVE BOOK	920
2:00		
2:30		
3:00		
3:30		
4:00		
4:30		
5:00		
5:30		
6:00		

**RECAP OF HOURS**

ACCOUNT NUMBER	NO. OF HOURS
107.02	1
920	7
<b>TOTAL</b>	<b>8</b>

SEBRING GAS SYSTEM, INC.  
 DISTRIBUTION RECAP FOR THE WEEK  
6-19-19 TO 6-19-19

EMPLOYEE: J CORRELL

General Description	GL Number	Thurs	Fri	Sat	Sun	Mon	Tues	Wed	Total Hours
Installation Mains, Plastic	376.01								
Installation Services, Plastic	380.01								
Installation Meters	382.00								
Installation Regulators	384.00								
Installation Communication Equipment	397.00								
Supervision of Operations	870.00								
Expense Mains & Services	874.00								
Expense Meters & Regs	878.00								
Expense Cust. Installation	879.00								
Expense Misc Distribution	880.01								
Expense Training	880.03								
Maintenance Mains	887.00								
Maintenance Gate/ Odorant	891.00								
Maintenance Services	892.00								
Maintenance Meter & Regs.	893.00								
Maintenance Other Equipment	894.00								
Expense Meter Reading	902.00								
Expense Billing	903.00								
Expense General Meeting	<del>885.00</del> 920	7	7			7	7	7	3.5
ECCR Res Replace Adv	908.23								
ECCR Cust Ret Adv	908.33								
CWIP-Arcadia	107.02	1	1			1	1	1	5
Employee Benefits	926.02								
Total Hours For the Week		8	8			8	8	8	40

**SEBRING GAS SYSTEM, INC.  
EMPLOYEE DAILY REPORT**

**NAME** J Correll      **DAY** THUR      **DATE** 6-13-19

TIME	TYPE OF WORK PERFORMED	ACCOUNT NO
08:00	CHECKED ON ARCADIA PERMIT	107, 02
08:30	updated system valve	920
09:00	BOOK	
09:30		
10:00		
10:30		
11:00		
11:30		
12:00	LUNCH	
12:30		107, 02
1:00	AT ARCADIA PERMIT	920
1:30	VALVE BOOK	
2:00		
2:30		
3:00		
3:30		
4:00		
4:30		
5:00		
5:30		
6:00		

**RECAP OF HOURS**

ACCOUNT NUMBER	NO. OF HOURS
107, 02	2.5
920	7
<b>TOTAL</b>	8

**SEBRING GAS SYSTEM, INC.  
EMPLOYEE DAILY REPORT**

**NAME** J CORREU      **DAY** FRI      **DATE** 6-14-19

TIME	TYPE OF WORK PERFORMED	ACCOUNT NO
08:00	V ON ARCADIA PERMIT	107.02
08:30	UPDATED VALVE BOOK	920
09:00	}	}
09:30		
10:00		
10:30		
11:00		
11:30	}	}
12:00		
12:30	LUNCH	
1:00	V ON ARCADIA PERMIT	107.02
1:30	UPDATED VALVE BOOK	920
2:00	}	}
2:30		
3:00		
3:30		
4:00		
4:30	}	}
5:00		
5:30		
6:00		

**RECAP OF HOURS**

ACCOUNT NUMBER	NO. OF HOURS
107.02	1
920	7
<b>TOTAL</b>	8

**SEBRING GAS SYSTEM, INC.  
EMPLOYEE DAILY REPORT**

**NAME:** J CORRELL      **DAY:** MON      **DATE:** 6-17-19

TIME	TYPE OF WORK PERFORMED	ACCOUNT NO.
08:00	CHECKED ON ARCADIA PERMIT	107,02
08:30	SYSTEM VALVE BOOKS	920
09:00		
09:30		
10:00		
10:30		
11:00		
11:30		
12:00		
12:30	LUNCH	
1:00	CHECKED ON ARCADIA PERMIT	107,02
1:30	SYSTEM VALVE BOOKS	920
2:00		
2:30		
3:00		
3:30		
4:00		
4:30		
5:00		
5:30		
6:00		

**RECAP OF HOURS**

ACCOUNT NUMBER	NO. OF HOURS
107,02	1
920	7
<b>TOTAL</b>	8

**SEBRING GAS SYSTEM, INC.  
EMPLOYEE DAILY REPORT**

**NAME:** J CORRELL      **DAY:** TUES      **DATE:** 6-18-19

TIME	TYPE OF WORK PERFORMED	ACCOUNT NO		
08:00	CHECKED ON ARCADIA PERMIT SYSTEM VALVE	107, 02		
08:30		920		
09:00				
09:30				
10:00				
10:30				
11:00				
11:30				
12:00				
12:30			LUNCH	
1:00			SYSTEM VALVES	107, 02
1:30				920
2:00				
2:30				
3:00				
3:30				
4:00				
4:30				
5:00				
5:30				
6:00				

**RECAP OF HOURS**

ACCOUNT NUMBER	NO. OF HOURS
107, 02	1
920	7
<b>TOTAL</b>	<b>8</b>

**SEBRING GAS SYSTEM, INC.  
EMPLOYEE DAILY REPORT**

**NAME:** J Correll      **DAY:** WED      **DATE:** 6-19-19

TIME	TYPE OF WORK PERFORMED	ACCOUNT NO
08:00	ARCADIA PERMIT	107.02
08:30	SYSTEM VALVES	920
09:00		
09:30		
10:00		
10:30		
11:00		
11:30		
12:00	LUNCH	
12:30		
1:00	ARCADIA PERMIT	107.02
1:30	SYSTEM VALVES	920
2:00		
2:30		
3:00		
3:30		
4:00		
4:30		
5:00		
5:30		
6:00		

**RECAP OF HOURS**

ACCOUNT NUMBER	NO. OF HOURS
107.02	1
902	7
<b>TOTAL</b>	8





SEBRING GAS SYSTEM, INC.  
 DISTRIBUTION RECAP FOR THE WEEK  
7-18-19 TO 7-24-19  
 EMPLOYEE: J CORRELL

General Description	G/L Number	18 Thurs	19 Fri	20 Sat	21 Sun	22 Mon	23 Tues	24 Wed	Total Hours
Installation Mains, Plastic	376.01								
Installation Services, Plastic	380.01						1		1
Installation Meters	382.00								
Installation Regulators	384.00								
Installation Communication Equipment	397.00								
Supervision of Operations	870.00								
Expense Mains & Services	874.00	CA						3.5	11.5
Expense Meters & Regs	878.00								
Expense Cust. Installation	879.00								
Expense Misc Distribution	880.01								
Expense Training	880.03								
Maintenance Mains	887.00								
Maintenance Gate/ Odorant	891.00								
Maintenance Services	892.00								
Maintenance Meter & Regs.	893.00								
Maintenance Other Equipment	894.00								
Expense Meter Reading	902.00								
Expense Billing	903.00								
Expense General Meeting	920 885.00		8			8	6	4.5	26.5
ECCR Res									
Replace Adv	908.23								
ECCR Cust Ret Adv	908.33								
CWIP-Arcadia	107.02						1		1
Employee Benefits	926.02								
Total Hours For the Week		8	8			8	8	8	40

**SEBRING GAS SYSTEM, INC.  
EMPLOYEE DAILY REPORT**

**NAME:** J CORRELL **DAY:** TUES **DATE:** 7-23-19

TIME	TYPE OF WORK PERFORMED	ACCOUNT NO.
08:00		
08:30	MADE COPIES OF ARCADIA MAP	107.02
09:00	FOR JERRY	107.02
09:30	CALLED AMERICAN CONSTRUCTION	3881
10:00	ARCADIA MAPS	v
10:30		920
11:00		
11:30		
12:00		
12:30	LUNCH	
1:00	ARCADIA MAPS	920
1:30		
2:00		
2:30		
3:00		
3:30		
4:00		
4:30		
5:00		
5:30		
6:00		

**RECAP OF HOURS**

ACCOUNT NUMBER	NO. OF HOURS
107.02	1
3881	1
920	6
<b>TOTAL</b>	<b>8</b>

SEBRING GAS SYSTEM, INC.  
DOCKET NO: 20190083-GU  
MINIMUM FILING REQUIREMENTS  
INDEX

COST OF SERVICE STUDY SCHEDULES

<u>SCHEDULE NO.</u>	<u>TITLE</u>	<u>PAGE</u>
H-1	COST OF SERVICE STUDY - CLASSIFICATION OF RATE BASE - PLANT	222
H-1	COST OF SERVICE STUDY - CLASSIFICATION OF RATE BASE - ACCUMULATED DEPRECIATION	223
H-1	COST OF SERVICE STUDY - CLASSIFICATION OF EXPENSES AND DERIVATION OF COST OF SERVICE BY COST CLASSIFICATION	224
H-1	COST OF SERVICE STUDY - CLASSIFICATION OF EXPENSES AND DERIVATION OF COST OF SERVICE BY COST CLASSIFICATION - CONTINUED	225
H-2	COST OF SERVICE STUDY - DEVELOPMENT OF ALLOCATION FACTORS	226
H-2	COST OF SERVICE STUDY - ALLOCATION OF RATE BASE TO CUSTOMER CLASSES	227
H-2	COST OF SERVICE STUDY - ALLOCATION OF COST OF SERVICE TO CUSTOMER CLASSES	228
H-2	COST OF SERVICE STUDY - ALLOCATION OF COST OF SERVICE TO CUSTOMER CLASSES - CONTINUED	229
H-3	COST OF SERVICE STUDY - DERIVATION OF REVENUE DEFICIENCY	230
H-3	COST OF SERVICE STUDY - RATE OF RETURN BY CUSTOMER CLASS - PRESENT RATES	231
H-3	COST OF SERVICE STUDY - RATE OF RETURN BY CUSTOMER CLASS - PROPOSED RATES	232
H-3	COST OF SERVICE STUDY - PROPOSED RATE DESIGN	233
H-3	COST OF SERVICE STUDY - CALCULATION OF PROPOSED RATES	234

FLORIDA PUBLIC SERVICE COMMISSION

EXPLANATION: PROVIDE A FULLY ALLOCATED EMBEDDED COST OF SERVICE STUDY

TYPE OF DATA SHOWN:  
PROJECTED TEST YEAR: 12/31/2020  
WITNESS: B. CHRISTMAS

COMPANY: SEBRING GAS SYSTEM, INC.

DOCKET NO: 20190083-GU

CLASSIFICATION OF RATE BASE - PLANT  
SCHEDULE A: PAGE 1 OF 2

LINE NO.	DESCRIPTION	TOTAL	CUSTOMER	CAPACITY	COMMODITY	CLASSIFIER
1	INTANGIBLE PLANT	\$131,409		\$131,409		100% capacity
	DISTRIBUTION PLANT:					
2	LAND AND LAND RIGHTS	\$22,625		\$22,625		100% capacity
3	MAINS - STEEL	\$613,303		\$613,303		"
4	MAINS - PLASTIC	\$3,345,400		\$3,345,400		"
5	M & R EQUIPMENT - GENERAL	\$18,003		\$18,003		"
6	M & R EQUIPMENT - CITY GATE	\$1,252,572		\$1,252,572		"
7	SERVICES - STEEL	\$350,793	\$350,793			100% customer
8	SERVICES - PLASTIC	\$961,944	\$961,944			"
9	METERS	\$347,094	\$347,094			"
10	METER INSTALLATIONS	\$183,764	\$183,764			"
11	REGULATORS	\$49,387	\$49,387			"
12	REGULATOR INSTALLATIONS	\$81,543	\$81,543			"
13	CUSTOMER CONVERSIONS	\$35,310	\$35,310			"
14	OTHER EQUIPMENT	\$45,109	\$12,485	\$32,624		a/c 374 - 386
15	TOTAL DISTRIBUTION PLANT	\$7,306,846	\$2,022,320	\$5,284,527	\$0	
16	GENERAL PLANT	\$508,289	\$254,145	\$254,144		50% cust / 50% cap
17	GAS PLANT FOR FUTURE USE	\$0	\$0	\$0		
18	CWIP	\$0	\$0	\$0		
19	TOTAL PLANT	\$7,946,544	\$2,276,465	\$5,670,080	\$0	

SUPPORTING SCHEDULES: G-1 p.1, G-1 p.4, G-1 p.10

RECAP SCHEDULES: H-3 p.1

FLORIDA PUBLIC SERVICE COMMISSION

EXPLANATION: PROVIDE A FULLY ALLOCATED EMBEDDED COST OF SERVICE STUDY

TYPE OF DATA SHOWN: PROJECTED TEST YEAR: 12/31/2020  
WITNESS: B. CHRISTMAS

COMPANY: SEBRING GAS SYSTEM, INC.

DOCKET NO: 20190083-GU

CLASSIFICATION OF RATE BASE  
ACCUMULATED DEPRECIATION  
SCHEDULE A: PAGE 2 OF 2

LINE NO.	DESCRIPTION	TOTAL	CUSTOMER	CAPACITY	COMMODITY	CLASSIFIER
1	INTANGIBLE PLANT	(\$111,002)		(\$111,002)		related plant
	DISTRIBUTION PLANT:					
2	LAND AND LAND RIGHTS	\$0		\$0		related plant
3	MAINS - STEEL	(\$191,270)		(\$191,270)		"
4	MAINS - PLASTIC	(\$1,010,534)		(\$1,010,534)		"
5	M & R EQUIPMENT - GENERAL	(\$10,548)		(\$10,548)		"
6	M & R EQUIPMENT - CITY GATE	(\$306,980)		(\$306,980)		"
7	SERVICES - STEEL	(\$425,988)	(\$425,988)			"
8	SERVICES - PLASTIC	(\$297,388)	(\$297,388)			"
9	METERS	(\$216,796)	(\$216,796)			"
10	METER INSTALLATIONS	(\$67,906)	(\$67,906)			"
11	REGULATORS	(\$29,213)	(\$29,213)			"
12	REGULATOR INSTALLATIONS	(\$45,124)	(\$45,124)			"
13	CUSTOMER CONVERSIONS	(\$32,868)	(\$32,868)			"
14	OTHER EQUIPMENT	(\$11,070)	(\$4,686)	(\$6,384)		"
15	TOTAL DISTRIBUTION PLANT	(\$2,645,685)	(\$1,119,969)	(\$1,525,716)	\$0	
16	GENERAL PLANT	(\$280,083)	(\$140,042)	(\$140,041)		50% cust / 50% cap
17	RETIREMENT WORK IN PROGRESS:	\$0	\$0	\$0		
18	TOTAL ACCUMULATED DEPRECIATION	(\$3,036,770)	(\$1,260,011)	(\$1,776,759)	\$0	
19	NET PLANT	\$4,909,774	\$1,016,454	\$3,893,321		
20	less: CUSTOMER ADVANCES	(\$12,928)	(\$6,464)	(\$6,464)		50% cust / 50% cap
21	plus: WORKING CAPITAL	\$147,518	\$73,759	\$73,759		oper & maint exp
22	TOTAL RATE BASE	\$5,044,364	\$1,083,749	\$3,960,615	\$0	

FLORIDA PUBLIC SERVICE COMMISSION

EXPLANATION: PROVIDE A FULLY ALLOCATED EMBEDDED COST OF SERVICE STUDY

TYPE OF DATA SHOWN:  
PROJECTED TEST YEAR: 12/31/2020  
WITNESS: B. CHRISTMAS

COMPANY: SEBRING GAS SYSTEM, INC.

DOCKET NO: 20190083-GU

CLASSIFICATION OF EXPENSES AND  
DERIVATION OF COST OF SERVICE BY COST CLASSIFICATION  
SCHEDULE B: PAGE 1 OF 2

LINE NO.	DESCRIPTION	TOTAL	CUSTOMER	CAPACITY	COMMODITY	CLASSIFIER
<b>OPERATIONS AND MAINTENANCE EXPENSES</b>						
<u>DISTRIBUTION EXPENSES:</u>						
1	SUPERVISION & ENGINEERING	\$28,154	\$15,553	\$12,601		ac 871-879
2	MAINS & SERVICES EXPENSE	\$54,313	\$13,526	\$40,787		a/c 376 + a/c 380
3	MEAS & REG - GENERAL	\$0		\$0		a/c 378
4	MEAS & REG - CITY GATE	\$0		\$0		a/c 379
5	METER & HOUSE REG EXPENSE	\$10,749	\$10,749			a/c 381 + a/c 383
6	CUSTOMER INSTALLATIONS	\$32,981	\$32,981			a/c 386
7	OTHER EXPENSES	\$11,225	\$3,107	\$8,118		a/c 387
8	SUPERVISION & ENGINEERING	\$3,732	\$1,304	\$2,428		ac 887-894
9	MAINTENANCE OF MAINS	\$18,653		\$18,653		a/c 376
10	MTCE OF MEAS & REG - GENERAL	\$0		\$0		a/c 378
11	MTCE OF MEAS & REG - GATE STATION	\$12,754		\$12,754		a/c 379
12	MAINTENANCE OF SERVICES	\$3,904	\$3,904			a/c 380
13	MTCE OF METERS & HOUSE REGULATORS	\$13,862	\$13,862			a/c 381 + a/c 383
14	MTCE OF OTHER EQUIPMENT	\$8,106	\$2,243	\$5,862		a/c 387
15	<b>TOTAL DISTRIBUTION EXPENSES</b>	<b>\$198,432</b>	<b>\$97,228</b>	<b>\$101,203</b>		
<u>CUSTOMER ACCOUNTS EXPENSES:</u>						
16	SUPERVISION	\$0	\$0			100% customer
17	METER READING EXPENSE	\$6,596	\$6,596			-
18	CUS RECORDS & COLLECTIONS	\$2,340	\$2,340			-
19	UNCOLLECTIBLE ACCOUNTS	\$637	\$637			-
20	<b>TOTAL CUSTOMER ACCOUNTS EXPENSES</b>	<b>\$9,573</b>	<b>\$9,573</b>	<b>\$0</b>	<b>\$0</b>	
21	CUSTOMER SVCE & INFORMATION	\$0	\$0			100% customer
22	SALES EXPENSE	\$0	\$0			100% customer
23	ADMINISTRATIVE & GEN EXP	\$531,582	\$272,944	\$258,635		O&M, excluding A&G
24	<b>TOTAL O&amp;M EXPENSES</b>	<b>\$739,587</b>	<b>\$379,745</b>	<b>\$359,838</b>	<b>\$0</b>	

FLORIDA PUBLIC SERVICE COMMISSION

EXPLANATION: PROVIDE A FULLY ALLOCATED EMBEDDED COST OF SERVICE STUDY

TYPE OF DATA SHOWN: PROJECTED TEST YEAR: 12/31/2020  
WITNESS: B. CHRISTMAS

COMPANY: SEBRING GAS SYSTEM, INC.

DOCKET NO: 20190083-GU

CLASSIFICATION OF EXPENSES AND DERIVATION OF COST OF SERVICE BY COST CLASSIFICATION  
SCHEDULE B: PAGE 2 OF 2

LINE NO	DESCRIPTION	TOTAL	CUSTOMER	CAPACITY	COMMODITY	REVENUE	CLASSIFIER
1	DEPRECIATION AND AMORTIZATION EXPENSE	\$260,594	\$53,950	\$206,644			net plant
2	TAXES OTHER THAN INCOME TAXES:						
3	REVENUE RELATED	\$1,510				\$1,510	100% revenue
4	OTHER	\$22,931	\$4,747	\$18,184			net plant
5	TOTAL TAXES OTHER THAN INCOME TAXES	\$24,441	\$4,747	\$18,184	\$0	\$1,510	
6	REV.CRDY TO COS(NEG OF OTHR OPR.REV)	(\$14,335)	(\$14,335)				100% customer
7	RETURN (REQUIRED NOI)	\$389,425	\$83,665	\$305,760	\$0		rate base
8	INCOME TAXES	\$74,195	\$15,940	\$58,254	\$0		return(noi)
9	TOTAL OVERALL COST OF SERVICE	\$1,473,907	\$523,713	\$948,680	\$0	\$1,510	



FLORIDA PUBLIC SERVICE COMMISSION

EXPLANATION: PROVIDE A FULLY ALLOCATED EMBEDDED COST OF SERVICE STUDY

TYPE OF DATA SHOWN: PROJECTED TEST YEAR: 12/31/2020  
WITNESS: B. CHRISTMAS

COMPANY: SEBRING GAS SYSTEM, INC.

DOCKET NO: 20190083-GU

DEVELOPMENT OF ALLOCATION FACTORS  
SCHEDULE C

LINE NO.	DESCRIPTION	TOTAL	TS-1	TS-2	TS-3	TS-4	TS-5	SPECIAL CONTRACTS	THIRD PARTY SUPPLIER
<b>CUSTOMER COSTS</b>									
1	No. of Bills	8,725	6,215	608	1,284	522	72	24	0
2	Weighting	NA	1.00	1.82	6.11	13.21	22.02	22.02	0.00
3	Weighted No. of Bills	24,173	6,215	1,105	7,842	6,898	1,585	528	0
4	Allocation Factors	100.00%	25.71%	4.57%	32.44%	28.53%	6.56%	2.19%	0.00%
<b>CAPACITY COSTS</b>									
5	Peak & Avg. Monthly Sales Vol.(therms)	294,898	9,166	4,473	39,149	109,041	79,847	53,223	0
6	Allocation Factors	100.00%	3.108%	1.517%	13.275%	36.976%	27.076%	18.048%	0.000%
<b>COMMODITY COSTS</b>									
7	Annual Sales Vol.(therms)	1,906,511	40,641	17,628	430,636	645,684	504,685	267,237	0
8	Allocation Factors	100.00%	2.13%	0.92%	22.59%	33.87%	26.47%	14.02%	0.00%
<b>REVENUE-RELATED COSTS</b>									
9	Tax on Cust.Cap. & Commod.	1,472,392	106,722	21,882	327,646	400,996	299,016	285,624	30,506
10	Allocation Factors	100.00%	7.25%	1.49%	22.25%	27.23%	20.31%	19.40%	2.07%

FLORIDA PUBLIC SERVICE COMMISSION

EXPLANATION: PROVIDE A FULLY ALLOCATED EMBEDDED COST OF SERVICE STUDY

TYPE OF DATA SHOWN:  
PROJECTED TEST YEAR: 12/31/2020  
WITNESS: B CHRISTMAS

COMPANY: SEBRING GAS SYSTEM, INC.

DOCKET NO: 20190083-GU

ALLOCATION OF RATE BASE TO CUSTOMER CLASSES  
SCHEDULE D

LINE NO.	RATE BASE BY CUSTOMER CLASS	TOTAL	TS-1	TS-2	TS-3	TS-4	TS-5	SPECIAL CONTRACTS	THIRD PARTY SUPPLIER	ALLOCATOR
DIRECT AND SPECIAL ASSIGNMENTS:										
RATE BASE										
1	Customer Services	\$589,361	\$151,525	\$26,947	\$191,182	\$168,174	\$38,650	\$12,883	\$0	wtd.cust./direct
2	Meters	\$246,156	\$63,287	\$11,255	\$79,850	\$70,240	\$16,143	\$5,381	\$0	wtd.cust./direct
3	House Regulators	\$56,593	\$14,550	\$2,588	\$18,358	\$16,149	\$3,711	\$1,237	\$0	wtd.cust./direct
4	General Plant	\$114,103	\$28,336	\$5,217	\$37,014	\$32,559	\$7,483	\$2,494	\$0	wtd.cust./direct
5	All Other	\$77,536	\$19,935	\$3,545	\$25,152	\$22,125	\$5,085	\$1,695	\$0	wtd.cust./direct
6	Total	\$1,083,749	\$278,633	\$49,551	\$351,556	\$308,247	\$71,072	\$23,691	\$0	
Capacity										
7	Mains	\$2,756,899	\$128,600	\$47,582	\$401,353	\$996,479	\$655,706	\$526,179	\$0	peak/avg sales/direct
8	M&R Equipment - General	\$7,455	\$232	\$113	\$890	\$2,757	\$2,019	\$1,345	\$0	peak/avg sales/direct
9	M&R Equipment - City Gate	\$945,592	\$1,961	\$957	\$8,377	\$23,334	\$17,086	\$893,876	\$0	peak/avg sales/direct
10	General Plant	\$114,103	\$3,546	\$1,731	\$15,148	\$42,191	\$30,895	\$20,593	\$0	peak/avg sales/direct
11	All Other	\$136,567	\$4,245	\$2,071	\$18,130	\$50,497	\$36,977	\$24,648	\$0	peak/avg sales/direct
12	Total	\$3,960,615	\$139,584	\$52,454	\$443,997	\$1,115,257	\$742,682	\$1,466,641	\$0	
Commodity										
13	Account #									
14	Account #									
15	Account #									
16	All Other	\$0	\$0	\$0	\$0	\$0	\$0	\$0	\$0	annual sales
17	Total	\$0	\$0	\$0	\$0	\$0	\$0	\$0	\$0	
18	TOTAL RATE BASE	\$5,044,364	\$418,217	\$102,005	\$795,552	\$1,424,503	\$813,754	\$1,490,332	\$0	

FLORIDA PUBLIC SERVICE COMMISSION

EXPLANATION: PROVIDE A FULLY ALLOCATED EMBEDDED COST OF SERVICE STUDY

TYPE OF DATA SHOWN: PROJECTED TEST YEAR: 12/31/2020  
WITNESS: B. CHRISTMAS

COMPANY: SEBRING GAS SYSTEM, INC.

DOCKET NO: 20190083-GU

ALLOCATION OF COST OF SERVICE TO CUSTOMER CLASSES  
SCHEDULE E: PAGE 1 OF 2

LINE NO.	COST OF SERVICE BY CUSTOMER CLASS	TOTAL	TS-1	TS-2	TS-3	TS-4	TS-5	SPECIAL CONTRACTS	THIRD PARTY SUPPLIER	ALLOCATOR
<u>DIRECT AND SPECIAL ASSIGNMENTS:</u>										
<u>COST OF SERVICE</u>										
<u>OPERATIONS &amp; MAINTENANCE EXPENSE:</u>										
CUSTOMER										
1	874 Mains & Services	\$13,526	\$3,478	\$618	\$4,388	\$3,860	\$887	\$296	\$0	wtd.cust/direct
2	878 Meters and House Regulators	\$10,749	\$2,764	\$491	\$3,487	\$3,067	\$705	\$235	\$0	wtd.cust/direct
3	892 Maint. of Services	\$3,804	\$1,004	\$179	\$1,266	\$1,114	\$256	\$85	\$0	wtd.cust/direct
4	893 Maint. of Meters & House Reg.	\$13,862	\$3,564	\$634	\$4,497	\$3,956	\$909	\$303	\$0	wtd.cust/direct
5	All Other	\$337,704	\$43,981	\$1,246	\$147,451	\$57,659	\$50,146	\$6,715	\$30,506	wtd.cust/direct
6	Total	\$379,745	\$54,780	\$3,168	\$161,089	\$69,655	\$52,903	\$7,634	\$30,506	
Capacity										
7	874 Mains and Services	\$40,787	\$1,269	\$519	\$5,415	\$15,081	\$11,044	\$7,361	\$0	peak/avn sales/direct
8	877 Measuring & Req. Sta. Eq. - Gate Station	\$0	\$0	\$0	\$0	\$0	\$0	\$0	\$0	peak/avn sales/direct
9	887 Maint. of Mains	\$18,653	\$590	\$283	\$2,478	\$6,897	\$5,050	\$3,366	\$0	peak/avn sales/direct
10	891 Maint. of Meas. & Req. Sta Eq. - Gate Station	\$12,754	\$26	\$13	\$113	\$315	\$230	\$12,056	\$0	peak/avn sales/direct
11	All Other	\$287,644	\$8,940	\$3,362	\$44,186	\$68,359	\$90,883	\$51,914	\$0	peak/avn sales/direct
12	Total	\$359,838	\$10,815	\$4,277	\$52,190	\$110,652	\$107,207	\$74,697	\$0	
Commodity										
13	Account #	\$0								
14	Account #	\$0								
15	Account #	\$0								
16	All Other	\$0	\$0	\$0	\$0	\$0	\$0	\$0	\$0	annual sales
17	Total	\$0	\$0	\$0	\$0	\$0	\$0	\$0	\$0	
18	TOTAL OPERATIONS & MAINTENANCE EXPENSE	\$739,583	\$65,605	\$7,445	\$213,279	\$180,307	\$160,110	\$82,331	\$30,506	
<u>DEPRECIATION AND AMORTIZATION EXPENSE:</u>										
19	Customer	\$53,950	\$13,871	\$2,467	\$17,501	\$15,395	\$3,538	\$1,179	\$0	wtd.cust/direct
20	Capacity	\$206,644	\$6,423	\$3,134	\$27,433	\$76,409	\$55,951	\$37,295	\$0	peak/avn sales/direct
21	TOTAL DEPRECIATION AND AMORTIZATION EXP	\$260,594	\$20,293	\$5,601	\$44,933	\$91,803	\$59,489	\$38,475	\$0	

FLORIDA PUBLIC SERVICE COMMISSION  
 COMPANY SEBRING GAS SYSTEM, INC.

EXPLANATION: PROVIDE A FULLY ALLOCATED EMBEDDED  
 COST OF SERVICE STUDY

TYPE OF DATA SHOWN:  
 PROJECTED TEST YEAR: 12/31/2020  
 WITNESS: B. CHRISTMAS

DOCKET NO: 20190083-GU

ALLOCATION OF COST OF SERVICE  
 TO CUSTOMER CLASSES  
 SCHEDULE E PAGE 2 OF 2

LINE NO.	COST OF SERVICE BY CUSTOMER CLASS	TOTAL	TS-1	TS-2	TS-3	TS-4	TS-5	SPECIAL CONTRACTS	THIRD PARTY SUPPLIER	ALLOCATOR
1	TAXES OTHER THAN INCOME TAXES:									
2	Customer	\$4,747	\$1,221	\$217	\$1,540	\$1,355	\$311	\$104	\$0	wtd.cust./direct
3	Capacity	\$18,184	\$565	\$276	\$2,414	\$6,724	\$4,823	\$3,282	\$0	peak/avg sales/direct
4	Subtotal	\$22,931	\$1,786	\$493	\$3,954	\$8,078	\$5,235	\$3,386	\$0	
5	Revenue	\$1,510	\$109	\$22	\$336	\$411	\$307	\$293	\$31	tx. cust cap & comm.
6	Total	\$24,441	\$1,895	\$515	\$4,290	\$8,490	\$5,541	\$3,679	\$31	
7	RETURN (NOI)									
8	Customer	\$83,665	\$21,510	\$3,825	\$27,140	\$23,874	\$5,487	\$1,829	\$0	wtd.cust./direct
9	Capacity	\$305,760	\$5,955	\$2,906	\$25,435	\$70,845	\$51,877	\$148,741	\$0	peak/avg sales/direct
10	Commodity	\$0	\$0	\$0	\$0	\$0	\$0	\$0	\$0	annual sales
11	Total	\$389,425	\$27,465	\$6,731	\$52,575	\$94,719	\$57,364	\$150,570	\$0	
12										
	INCOME TAXES									
13	Customer	\$15,940	\$4,098	\$729	\$5,171	\$4,549	\$1,045	\$348	\$0	wtd.cust./direct
14	Capacity	\$58,254	\$1,811	\$884	\$7,733	\$21,540	\$15,773	\$10,514	\$0	peak/avg sales/direct
15	Commodity	\$0	\$0	\$0	\$0	\$0	\$0	\$0	\$0	annual sales
16	Total	\$74,195	\$5,909	\$1,612	\$12,904	\$26,089	\$16,818	\$10,862	\$0	
	REVENUE CREDITED TO COS:									
17	Customer	(\$14,335)	(\$14,335)	\$0	\$0	\$0	\$0	\$0	\$0	direct assignment
	TOTAL COST OF SERVICE.									
18	Customer	\$523,713	\$81,154	\$10,406	\$212,441	\$114,827	\$63,285	\$11,095	\$30,506	
19	Capacity	\$948,680	\$25,568	\$11,476	\$115,205	\$286,169	\$235,732	\$274,529	\$0	
20	Commodity	\$0	\$0	\$0	\$0	\$0	\$0	\$0	\$0	
21	Subtotal	\$1,472,393	\$106,722	\$21,882	\$327,646	\$400,996	\$299,016	\$285,624	\$30,506	
22	Revenue	\$1,510	\$109	\$22	\$336	\$411	\$307	\$293	\$31	
23	Total	\$1,473,903	\$106,832	\$21,904	\$327,982	\$401,407	\$299,323	\$285,917	\$30,537	

FLORIDA PUBLIC SERVICE COMMISSION

EXPLANATION: PROVIDE A FULLY ALLOCATED EMBEDDED COST OF SERVICE STUDY

TYPE OF DATA SHOWN: PROJECTED TEST YEAR: 12/31/2020  
WITNESS: B. CHRISTMAS

COMPANY: SEBRING GAS SYSTEM, INC.

DOCKET NO: 20190083-GU

DERIVATION OF REVENUE DEFICIENCY  
SCHEDULE F

LINE NO.	REVENUE DEFICIENCY	TOTAL	TS-1	TS-2	TS-3	TS-4	TS-5	SPECIAL CONTRACTS	THIRD PARTY SUPPLIER
1	CUSTOMER COSTS	\$523,713	\$81,154	\$10,406	\$212,441	\$114,827	\$63,285	\$11,095	\$30,506
2	CAPACITY COSTS	\$948,680	\$25,568	\$11,478	\$115,205	\$286,169	\$235,732	\$274,529	\$0
3	COMMODITY COSTS	\$0	\$0	\$0	\$0	\$0	\$0	\$0	\$0
4	REVENUE COSTS	\$1,510	\$109	\$22	\$336	\$411	\$307	\$293	\$31
5	TOTAL COST OF SERVICE	\$1,473,993	\$106,832	\$21,904	\$327,982	\$401,407	\$299,323	\$285,917	\$30,537
6	less: REVENUE AT PRESENT RATES (in the projected test year)	\$1,171,866	\$78,157	\$15,991	\$245,948	\$296,935	\$228,468	\$279,192	\$26,175
7	equals: GAS SALES REVENUE DEFICIENCY	\$302,037	\$27,674	\$5,913	\$82,034	\$104,472	\$70,855	\$6,725	\$4,362
8	plus: DEFICIENCY IN OTHER OPERATING REV.	\$0	\$0	\$0	\$0	\$0	\$0	\$0	\$0
9	equals: TOTAL BASE-REVENUE DEFICIENCY	\$302,037	\$27,674	\$5,913	\$82,034	\$104,472	\$70,855	\$6,725	\$4,362
UNIT COSTS									
10	Customer	\$5,002	\$1,088	\$1,426	\$13,788	\$18,331	\$73,246	\$38,524	\$0,000
11	Capacity	\$3,217	\$2,780	\$2,566	\$2,943	\$2,524	\$2,952	\$5,158	\$0,000
12	Commodity	\$0,000	\$0,000	\$0,000	\$0,000	\$0,000	\$0,000	\$0,000	\$0,000

FLORIDA PUBLIC SERVICE COMMISSION

EXPLANATION: PROVIDE A FULLY ALLOCATED EMBEDDED COST OF SERVICE STUDY

TYPE OF DATA SHOWN: PROJECTED TEST YEAR: 12/31/2020  
WITNESS: B. CHRISTMAS

COMPANY: SEBRING GAS SYSTEM, INC.

DOCKET NO: 20190083-GU

RATE OF RETURN BY CUSTOMER CLASS  
SCHEDULE G: PAGE 1 OF 2: PRESENT RATES

LINE NO.	RATE OF RETURN BY CUSTOMER CLASS	TOTAL	TS-1	TS-2	TS-3	TS-4	TS-5	SPECIAL CONTRACTS	THIRD PARTY SUPPLIER
REVENUES: (projected test year)									
1	Gas Sales (due to growth)	\$1,171,866	\$79,157	\$15,991	\$245,948	\$296,935	\$228,468	\$279,192	\$26,175
2	Other Operating Revenue	\$14,335	\$14,335	\$0	\$0	\$0	\$0	\$0	\$0
3	Total Revenues	\$1,186,201	\$93,492	\$15,991	\$245,948	\$296,935	\$228,468	\$279,192	\$26,175
EXPENSES:									
4	Purchased Gas Cost	\$0	\$0	\$0	\$0	\$0	\$0	\$0	\$0
5	O&M Expenses	\$739,583	\$65,605	\$7,445	\$213,279	\$180,207	\$160,110	\$82,331	\$30,506
6	Depreciation and Amortization Expenses	\$260,594	\$20,293	\$5,601	\$44,933	\$91,803	\$59,489	\$38,475	\$0
7	Taxes Other Than Income	\$22,931	\$1,786	\$493	\$3,954	\$8,078	\$5,235	\$3,386	\$0
8	Taxes Other Than Income—Revenue	\$1,510	\$109	\$22	\$336	\$411	\$307	\$293	\$31
9	Total Expenses before Income Taxes	\$1,024,619	\$87,793	\$13,561	\$262,503	\$280,600	\$225,141	\$124,484	\$30,537
10	INCOME TAXES:	\$74,195	\$5,909	\$1,612	\$12,904	\$26,089	\$16,818	\$10,862	\$0
11	NET OPERATING INCOME	\$87,388	(\$209)	\$818	(\$29,459)	(\$9,753)	(\$13,491)	\$143,845	(\$4,362)
12	RATE BASE	\$5,044,364	\$418,217	\$102,005	\$795,552	\$1,424,503	\$813,754	\$1,490,332	\$0
13	RATE OF RETURN	1.73%	-0.05%	0.80%	-3.70%	-0.68%	-1.66%	9.65%	0.00%

FLORIDA PUBLIC SERVICE COMMISSION

EXPLANATION: PROVIDE A FULLY ALLOCATED EMBEDDED COST OF SERVICE STUDY

TYPE OF DATA SHOWN: PROJECTED TEST YEAR: 12/31/2020  
WITNESS: B. CHRISTMAS

COMPANY: SEBRING GAS SYSTEM, INC.

DOCKET NO: 20190083-GU

RATE OF RETURN BY CUSTOMER CLASS  
SCHEDULE G: PAGE 2 OF 2. PROPOSED RATES

LINE NO.	RATE OF RETURN BY CUSTOMER CLASS	TOTAL	TS-1	TS-2	TS-3	TS-4	TS-5	SPECIAL CONTRACTS	THIRD PARTY SUPPLIER
REVENUES:									
1	Gas Sales	\$1,473,903	\$108,832	\$21,904	\$327,982	\$401,407	\$299,323	\$285,917	\$30,537
2	Other Operating Revenue	\$14,335	\$14,335	\$0	\$0	\$0	\$0	\$0	\$0
3	Total Revenues	\$1,488,238	\$121,167	\$21,904	\$327,982	\$401,407	\$299,323	\$285,917	\$30,537
EXPENSES:									
4	Purchased Gas Cost	\$0	\$0	\$0	\$0	\$0	\$0	\$0	\$0
5	O&M Expenses	\$739,583	\$65,605	\$7,445	\$213,279	\$180,307	\$160,110	\$82,331	\$30,506
6	Depreciation and Amortization Expenses	\$260,594	\$20,293	\$5,601	\$44,933	\$91,803	\$59,489	\$38,475	\$0
7	Taxes Other Than Income	\$22,931	\$1,786	\$493	\$3,954	\$8,078	\$5,235	\$3,386	\$0
8	Taxes Other Than Income—Revenue	\$1,510	\$109	\$22	\$336	\$411	\$307	\$293	\$31
9	Total Expns before Income Taxes	\$1,024,619	\$87,793	\$13,561	\$262,503	\$280,600	\$225,141	\$124,484	\$30,537
10	INCOME TAXES.	\$74,195	\$5,909	\$1,612	\$12,904	\$26,089	\$16,818	\$10,862	\$0
11	NET OPERATING INCOME	\$389,425	\$27,465	\$6,731	\$52,575	\$94,719	\$57,364	\$150,570	\$0
12	RATE BASE	\$5,044,364	\$418,217	\$102,005	\$795,552	\$1,424,503	\$813,754	\$1,490,332	\$0
13	RATE OF RETURN	7.72%	6.57%	6.60%	6.61%	6.65%	7.05%	10.10%	0.00%

FLORIDA PUBLIC SERVICE COMMISSION

EXPLANATION: PROVIDE A FULLY ALLOCATED EMBEDDED COST OF SERVICE STUDY

TYPE OF DATA SHOWN:  
PROJECTED TEST YEAR: 12/31/2020  
WITNESS: B. CHRISTMAS

COMPANY: SEBRING GAS SYSTEM, INC.

DOCKET NO: 20190083-GU

LINE NO	PROPOSED RATE DESIGN	PROPOSED RATE DESIGN SCHEDULE H							SPECIAL CONTRACTS	THIRD PARTY SUPPLIER
		TOTAL	TS-1	TS-2	TS-3	TS-4	TS-5			
PRESENT RATES (projected test year)										
1	GAS SALES (due to growth)	\$1,171,866	\$78,157	\$15,991	\$245,948	\$296,835	\$228,468	\$279,192	\$26,175	
2	OTHER OPERATING REVENUE	\$14,335	\$14,335	\$0	\$0	\$0	\$0	\$0	\$0	
3	TOTAL	\$1,186,201	\$93,492	\$15,991	\$245,948	\$296,835	\$228,468	\$279,192	\$26,175	
4	RATE OF RETURN	1.73%	-0.05%	0.80%	-3.70%	-0.68%	-1.66%	9.65%	0.00%	
5	INDEX	1.00	-0.03	0.46	-2.14	-0.40	-0.96	5.57	0.00	
COMPANY PROPOSED RATES										
6	GAS SALES	\$1,473,903	\$106,832	\$21,904	\$327,982	\$401,407	\$299,323	\$285,917	\$30,537	
7	OTHER OPERATING REVENUE	\$14,335	\$14,335	\$0	\$0	\$0	\$0	\$0	\$0	
8	TOTAL	\$1,488,238	\$121,167	\$21,904	\$327,982	\$401,407	\$299,323	\$285,917	\$30,537	
9	TOTAL REVENUE INCREASE	\$302,037	\$27,674	\$5,913	\$82,034	\$104,472	\$70,855	\$6,725	\$4,362	
10	PERCENT INCREASE	25.46%	29.60%	36.98%	33.35%	35.18%	31.01%	2.41%	16.67%	
11	RATE OF RETURN	7.72%	6.57%	6.60%	6.61%	6.65%	7.05%	10.10%	0.00%	
12	INDEX	100.00%	85.07%	85.47%	85.60%	86.13%	91.31%	130.67%	0.00%	



FLORIDA PUBLIC SERVICE COMMISSION

EXPLANATION: PROVIDE A FULLY ALLOCATED EMBEDDED COST OF SERVICE STUDY

TYPE OF DATA SHOWN:  
PROJECTED TEST YEAR: 12/31/2020  
WITNESS: B. CHRISTMAS

COMPANY: SEBRING GAS SYSTEM, INC

DOCKET NO: 20190083-GU

LINE NO	CALCULATION OF PROPOSED RATES	CALCULATION OF PROPOSED RATES							SPECIAL CONTRACTS	THIRD PARTY SUPPLIER
		TOTAL	TS-1	TS-2	TS-3	TS-4	TS-5			
1	PROPOSED TOTAL TARGET REVENUES	\$1,488,238	\$121,167	\$21,504	\$327,982	\$401,407	\$299,323	\$285,917	\$30,537	
2	LESS: OTHER OPERATING REVENUE	\$14,335	\$14,335	\$0	\$0	\$0	\$0	\$0	\$0	
	LESS: CUSTOMER CHARGE REVENUES									
3	PROPOSED CUSTOMER CHARGES		\$15.00	\$30.00	\$200.00	\$650.00	\$3,875.00	\$11,913.20	\$3.50	
4	NUMBER OF BILLS	8,725	6,215	698	1,284	622	72	24	8,725	
5	CUSTOMER CHARGE REV. BY RATE CLASS	\$1,303,020	\$93,225	\$18,240	\$256,800	\$339,300	\$279,000	\$285,917	\$30,538	
6	EQUALS: PER-THERM TARGET REVENUES	\$170,883	\$13,607	\$3,664	\$71,182	\$62,107	\$20,323	\$0	(\$1)	
7	DIVIDED BY: NUMBER OF THERMS	1,906,511	40,641	17,628	430,636	645,884	504,685	267,237	0	
8	TRANSPORTATION RATE PER THERM (ROUNDED)		\$0.33481	\$0.20787	\$0.16529	\$0.09619	\$0.04027	\$0.00000	\$0.00000	
9	TRANSPORTATION RATE REVENUES		\$13,607	\$3,664	\$71,180	\$62,108	\$20,324	\$0	\$0	
	SUMMARY: PROPOSED TARIFF RATES									
10	CUSTOMER CHARGE		\$15.00	\$30.00	\$200.00	\$650.00	\$3,875.00	\$11,913.20	\$3.50	
11	TRANSPORTATION CHARGE (CENTS PER THERM)		33.481	20.787	16.529	9.619	4.027	0.000	0.000	
12	TOTAL CHARGES PER THERM		33.481	20.787	16.529	9.619	4.027	0.000	0.000	
	SUMMARY: PRESENT TARIFF RATES									
13	CUSTOMER CHARGE		\$9.00	\$12.00	\$35.00	\$150.00	\$500.00	\$11,633.00	\$3.00	
14	TRANSPORTATION CHARGE (CENTS PER THERM)		57.140	49.327	46.677	33.861	38.136	0.000	0.000	
15	TOTAL CHARGES PER THERM		57.140	49.327	46.677	33.861	38.136	0.000	0.000	
	SUMMARY: OTHER OPERATING REVENUE									
		NUMBER	PRESENT REVENUE CHARGE	REVENUE	NUMBER	PROPOSED REVENUE CHARGE	REVENUE			
16	ACCOUNT TURN-ON CHARGE - RES	211	\$25.00	\$5,275	211	\$25.00	\$5,275			
17	ACCOUNT TURN-ON CHARGE - COMM	14	\$50.00	\$700	14	\$50.00	\$700			
18	ACCOUNT OPENING CHARGE	22	\$10.00	\$220	22	\$10.00	\$220			
19	COLLECTION FEE	70	\$10.00	\$700	70	\$10.00	\$700			
20	LATE CHARGE		\$0.00	\$7,410		\$0.00	\$7,410			
21	RETURNED CHECK FEE		\$0.00	\$30		\$0.00	\$30			
22	TOTAL OTHER OPERATING REVENUE			\$14,335			\$14,335			

10:21 AM  
11/15/19  
Accrual Basis

1/9

**SEBRING GAS SYSTEM, INC.**  
**Transactions by Account**  
As of November 15, 2019

Type	Date	Num	Name	Memo	Amount	Balance
<b>GAS PLANT IN SERVICE</b>						2,584,726.99
<b>376.01 - MAINS- PLASTIC</b>						
Bill	01/09/2019	891 <i>Two</i>	SEBRING	DIRECTIONAL BORE/THE MANOR	1,440.00	2,584,726.99
General Journal	01/31/2019	PAYROLL		MONTHLY ACCRUAL ENTRY	137.04	2,586,166.99
General Journal	01/31/2019	INVENTORY ✓	SEBRING	2301 US HWY S	340.97 ✓	2,586,304.03
General Journal	01/31/2019	01 A&G		A&G	1,165.76	2,586,645.00
General Journal	02/28/2019	PAYROLL		MONTHLY ACCRUAL ENTRY	673.90	2,587,810.76
General Journal	02/28/2019	02 A&G		A&G	1,394.03	2,588,484.66
Bill	03/06/2019	7790749 <i>con</i>	WAUCHULA	4" PIPE HARDEE FRESH	2,568.00	2,589,878.69
Bill	03/06/2019	7790766 <i>con</i>	WAUCHULA	2 ROLLS TRACER WIRE HARDEE FRESH	234.98	2,592,446.69
Bill	03/07/2019	906 <i>Two</i>	WAUCHULA	4" DIRECTIONAL BORE-LABOR/HARDEE FRESH	6,420.00	2,592,681.67
Bill	03/12/2019	907 <i>Two</i>	SEBRING	DIRECTIONAL BORE/MEDICAL WAY & COMMERCE	9,600.00	2,599,101.67
Check	03/13/2019	4321 <i>Permit</i>	BOARD OF COU...	PERMIT FOR EDGEWATER POINT/SWAIN	400.00	2,608,701.67
Bill	03/20/2019	914 <i>Two</i>	SEBRING	DIRECTIONAL BORE/EDGEWATER POINT	7,480.00	2,609,101.67
Bill	03/20/2019	914 <i>Two</i>	SEBRING	TRENCHING/EDGEWATER POINT	600.00	2,616,581.67
General Journal	03/29/2019	INVENTORY ✓		MEDICAL WAY/COMMERCE	1,957.99 ✓	2,617,181.67
General Journal	03/29/2019	INVENTORY ✓		MEDICAL WAY/DESOTO	249.19 ✓	2,619,139.66
General Journal	03/29/2019	INVENTORY ✓		2030 JACKSON HGTS DR	34.82 ✓	2,619,388.85
General Journal	03/29/2019	INVENTORY ✓		1340 US 27 N	2,472.85 ✓	2,619,423.67
General Journal	03/31/2019	PAYROLL		MONTHLY ACCRUAL ENTRY	1,840.69	2,621,896.52
General Journal	03/31/2019	03 A&G -		A&G	1,736.65	2,623,737.21
General Journal	04/30/2019	PAYROLL		MONTHLY ACCRUAL ENTRY	301.50	2,625,473.86
General Journal	04/30/2019	04 A&G		A&G	1,439.68	2,625,775.36
Bill	05/30/2019	845139	WEX FLEET SER...	EXCAVATOR/INPIRTATION DR	25.84	2,627,215.04
Bill	05/31/2019	327394 <i>Taylor</i>	SEBRING	INSPIRATION DRIVE	181.23	2,627,240.88
Bill	05/31/2019	35068 <i>Permit</i>	SEBRING	LABOR FOR COKER FUEL EMPLOYEE INSTALLED M...	680.00	2,627,422.11
General Journal	05/31/2019	PAYROLL		MONTHLY ACCRUAL ENTRY	407.97	2,628,102.11
General Journal	05/31/2019	05 A&G -		A&G	1,744.83	2,628,510.08
Bill	06/18/2019	779215601	CONSOLIDATED ...	4 -3 SHIELDTEC GAS NON DET TAPE 1000	54.66	2,630,254.91
General Journal	06/30/2019	PAYROLL		MONTHLY ACCRUAL ENTRY	559.37	2,630,309.57
General Journal	06/30/2019	INVENTORY ✓		INSPIRATION DR	495.57 ✓	2,630,868.94
General Journal	06/30/2019	INVENTORY ✓		EDGEWATER POINT DR	1,489.83 ✓	2,631,364.51
General Journal	06/30/2019	06 A&G		A&G	1,393.97	2,632,854.34
Bill	07/09/2019	945	SEBRING	DIRECTIONAL BORE /3201 MEDICAL WAY	4,560.00	2,634,248.31
Bill	07/12/2019	190709	BANK OF AMERI...	RESTORATION DOT WAUCHULA	21.33	2,638,808.31
Check	07/30/2019	4537	BOARD OF COU...	PERMIT FOR 105 PARKVIEW	400.00	2,638,829.64
General Journal	07/31/2019	PAYROLL		MONTHLY ACCRUAL ENTRY	794.23	2,639,229.64
General Journal	07/31/2019	INVENTORY		PARADISE PATH	113.31	2,640,023.87
General Journal	07/31/2019	INVENTORY		MEDICAL WAY	806.89	2,640,137.18
Bill	08/19/2019	959 <i>Two</i>	SEBRING	DIRECTIONAL BORE /1911 HIBISCUS	680.00	2,640,944.07
Bill	08/20/2019	960 <i>Two</i>	SEBRING	DIRECTIONAL BORE/PARKVIEW	4,000.00	2,641,624.07
						2,645,624.07

10:21 AM

11/15/19

Accrual Basis

SEBRING GAS SYSTEM, INC.  
Transactions by Account  
As of November 15, 2019

Type	Date	Num	Name	Memo	Amount	Balance
General Journal	08/30/2019	PAYROLL		MONTHLY ACCRUAL ENTRY	1,782.76	2,647,406.83
Bill	10/01/2019	✓976 <del>100</del>	SEBRING	DIRECTIONAL BORE/OSCEOLA AVE	6,800.00	2,654,206.83
Total 376.01 · MAINS- PLASTIC					69,479.84	2,654,206.83
Total GAS PLANT IN SERVICE					69,479.84	2,654,206.83
<b>TOTAL</b>					<b>69,479.84</b>	<b>2,654,206.83</b>

# TWO BORING KIN

2400 N C HILL RD  
AVON PARK FL 33825

TWO BORING KIN

863-443-6250

# INVOICE

SOLD TO:  
SEBRING GAS

INVOICE NUMBER 891  
INVOICE DATE JANUARY 9, 2019

QUANTITY	DESCRIPTION	UNIT PRICE	AMOUNT
580	DIRECTIONAL BORE THE MANOR	\$8.00	\$4,640.00
	$\$1,440.00 = 376.01$		
	$\$3,200 = 380.01$		
	LABOR ONLY		
		SUBTOTAL	\$4,640.00
		TAX	
GOD BLESS AND HAVE A GREAT DAY			\$4,640.00
			PAY THIS AMOUNT

THANK YOU FOR YOUR BUSINESS!

**Sebring Gas System, Inc.**  
**Payroll Allocation**  
**31-Jan-19**

Account Numbers	Jerry Melendy, Jr		Kathy Snyder		Derek Beasley		James Correll		Emmett Beasley		Casey Daon		Cameron Menze		Dylan Pruitt		Russell Melendy		David Knetler		Journal Code	Total \$ Journal Entry	
	Monthly Distribution (HOURS)	(DOLLARS)	Monthly Distribution (HOURS)	(DOLLARS)	Monthly Distribution (HOURS)	(DOLLARS)	Monthly Distribution (HOURS)	(DOLLARS)	Monthly Distribution (HOURS)	(DOLLARS)	Monthly Distribution (HOURS)	(DOLLARS)	Monthly Distribution (HOURS)	(DOLLARS)	Monthly Distribution (HOURS)	(DOLLARS)	Monthly Distribution (HOURS)	(DOLLARS)	Monthly Distribution (HOURS)	(DOLLARS)			
891.00	0.00	0.00		0.00	4.00	63.11		0.00	5.50	78.93	13.50	261.58	4.00	105.21	3.50	56.95					891.00	565.80	
376.01	0.00	0.00		0.00		0.00		0.00		0.00	3.00	58.13	3.00	78.91		0.00					376.01	137.04	
397.00	0.00	0.00		0.00		0.00		0.00		0.00		0.00		0.00		0.00					397.00	0.00	
810.00	0.00	0.00		0.00		0.00		0.00		0.00		0.00		0.00		0.00					810.00	0.00	
380.01	0.00	0.00		0.00	16.50	260.31		0.00	16.50	236.80	22.50	435.98	22.00	578.65	7.00	113.91					380.01	1625.66	
382.00	0.00	0.00		0.00	7.50	116.32		0.00	10.00	143.51	15.50	300.35	4.50	118.36	7.50	122.04					382.00	802.59	
384.00	0.00	0.00		0.00		0.00		0.00		0.00		0.00		0.00		0.00					384.00	0.00	
870.00	0.00	0.00		0.00		0.00		0.00		0.00		0.00	19.00	499.75		0.00					870.00	499.75	
878.00	0.00	0.00		0.00		0.00		0.00		0.00		0.00	3.00	78.51	10.50	170.86					878.00	850.49	
879.00	0.00	0.00		0.00	25.00	394.42		0.00	11.00	157.88	2.50	48.44	3.00	78.51	3.50	56.95					879.00	2557.96	
879.00	0.00	0.00		0.00	13.50	212.98		0.00	62.50	896.95	55.50	1075.44	12.00	315.63	18.00	309.18					879.00	2564.98	
874.00	0.00	0.00		0.00	46.50	733.61	0.50	9.87	41.00	588.40	37.50	725.65	7.50	197.27		0.00					874.00	157.55	
887.00	0.00	0.00		0.00		0.00		0.00	2.50	35.88	2.50	48.44		0.00	4.50	73.23					887.00	157.55	
892.00	0.00	0.00		0.00	1.00	15.78		0.00	2.00	28.70		0.00		0.00	3.50	56.95					892.00	101.43	
893.00	0.00	0.00		0.00		0.00		0.00	3.50	50.23		0.00		0.00	1.50	24.41					893.00	74.64	
894.00	0.00	0.00		0.00	2.50	39.44		0.00	2.50	35.88		0.00	2.00	52.60		0.00					894.00	127.92	
902.00	0.00	0.00		0.00	19.50	307.64		0.00	1.00	14.58		0.00	2.50	65.76		0.00					902.00	387.75	
903.01	0.00	0.00		0.00	1.00	15.78		0.00	2.50	35.88	1.00	19.38		0.00	4.50	73.23					903.01	144.26	
920.00	138.50	7780.67	143.00	3364.80		0.00	23.50	403.87		0.00		0.00	32.50	1380.87		152.00	4487.29				920.00	17477.50	
885.00	0.00	0.00		0.00	1.50	23.86		0.00		0.00	1.00	19.38	2.50	65.76		0.00					885.00	108.80	
908.11	2.25	126.40	1.50	35.30		0.00		0.00		0.00		0.00		0.00		0.00					908.11	161.70	
908.210	2.25	126.40	1.50	35.30		0.00		0.00		0.00		0.00		0.00		0.00					908.210	161.70	
908.310	2.25	126.40	1.50	35.30		0.00		0.00		0.00		0.00		0.00		0.00					908.310	161.70	
906.610	2.25	126.40	1.50	35.30		0.00		0.00		0.00		0.00		0.00		0.00					906.610	161.70	
906.710	2.25	126.40	1.50	35.30		0.00		0.00		0.00		0.00		0.00		0.00					906.710	161.70	
906.810	2.25	126.40	1.50	35.30		0.00		0.00		0.00		0.00		0.00		0.00					906.810	161.70	
107.300	0.00	0.00		0.00		0.00		0.00		0.00		0.00		0.00		0.00					107.300	0.00	
107.01	0.00	0.00		0.00		0.00		0.00		0.00		0.00		0.00		0.00					107.01	0.00	
107.02	0.00	0.00		0.00		0.00		0.00		0.00		0.00		0.00		0.00					107.02	0.00	
860.03	0.00	0.00		0.00		0.00		0.00		0.00	0.50	9.69	1.50	39.45		0.00					860.03	49.14	
378.00	0.00	0.00		0.00		0.00		0.00		0.00		0.00		0.00		0.00					378.00	0.00	
379.00	0.00	0.00		0.00		0.00		0.00		0.00		0.00		0.00		0.00					379.00	0.00	
926.02	8.00	449.43	8.00	188.24	8.00	126.21	48.00	947.47	8.00	114.81	16.00	310.04	24.00	631.26	8.00	130.18	8.00	236.17			926.02	3133.81	
908.13	0.00	0.00		0.00		0.00		0.00		0.00		0.00		0.00		0.00					908.13	0.00	
908.23	0.00	0.00		0.00		0.00		0.00		0.00		0.00		0.00		0.00					908.23	0.00	
908.33	0.00	0.00		0.00		0.00		0.00		0.00		0.00		0.00		0.00					908.33	0.00	
107.00	0.00	0.00		0.00		0.00		0.00		0.00		0.00		0.00		0.00					107.00	0.00	
880.01	0.00	0.00		0.00		0.00		0.00		0.00		0.00		0.00		0.00					880.01	0.00	
912.00	0.00	0.00		0.00		0.00		0.00		0.00		0.00		0.00		0.00				64.00	650.70	912.00	650.70
	0.00	0.00		0.00		0.00		0.00		0.00		0.00		0.00		0.00					926.02	-0.02	
	0.00	0.00		0.00		0.00		0.00		0.00		0.00		0.00		0.00					0.00	0.00	
	180.00	8988.50	160.00	3764.81	146.50	2,311.28	72.00	1421.21	168.50	2418.16	171.00	3313.53	180.00	4208.38	73.00	1187.90	160.00	4723.46	64.00	650.70	-184.00	32987.95	

Ctrl total 32987.95

Cathy Dixon January

Sebring Gas System, Inc. Payroll

Description	Code	Week 1	Week 2	Week 3	Week 4	Totals
Construction	107.00					0
Installation Mains, Plastic	376.01		3			3
Installation Communication Equipment	397.00					0
Installations Services, Plastic	380.01		11.5	11		22.5
Installation Meters	382.00	2.5	2	7.5	3.5	15.5
Installation Regulators	384.00					0
Abandonment Mains & Services	810.00					0
Training	880.03					0
Gate Station	891.00	8		5.5		13.5
Supervision Operations	870.00					0
Exp. Meters, Regulators.	878.00	2.5				2.5
Exp. Customer Installation	879.00	15	21.5	8	11	55.5
Exp. Misc. Distribution	880.00	0.5				0.5
Exp. Mains and Services	874.00	6	6.5	8	17	37.5
Maintenance of Mains	887.00			2.5		2.5
Maintenance Services	892.00					0
Maintenance Meters and Regulators	893.00					0
Maintenance, Other Eqmt.	894.00					0
Exp. Meter Read	902.00					0
Exp. Billing	903.00				1	1
Exp. Administration	920.00					0
ECCR Residential Advert	908.23					0
Exp. Gen. Meeting	885.00		1			1
Employee Benefits	926.02	8			8	16
Hardee / Desoto Gates	378.00					0
Diner Lk Gate	379.00					0
Total		42.5	45.5	42.5	40.5	171

**SEBRING GAS SYSTEM, INC.  
EMPLOYEE DAILY REPORT**

**NAME** Casey Dixon    **DAY** Wed.    **DATE** 1-9-19

TIME	TYPE OF WORK PERFORMED	ACCOUNT NO.
08:00	office w/o + warehouse load pads	380.01
08:30	The Manor run service	380.01
09:00	↓	↓
09:30	↓	↓
10:00	The Manor run main extension	376.01
10:30	↓	↓
11:00	↓	↓
11:30	@ warehouse get parts	376.01
12:00	The Manor tie in new service to	376.01
12:30	new main	↓
1:00	The Manor air up new pipe section	380.01
1:30	↓	↓
2:00	Dimiter's reroute cust. piping	879
2:30	to pizza oven.	↓
3:00	Lunch	
3:30	1489 Stoneridge finish cust.	879
4:00	piping to Runnai + gen.	↓
4:30	↓	↓
5:00		
5:30		
6:00		

**RECAP OF HOURS**

118844  
118878

ACCOUNT NUMBER	NO. OF HOURS
380.01	3
376.01	3
879	3
<b>TOTAL</b>	<b>9</b>

cm

Camelton Menzies - January

Sebring Gas System, Inc. Payroll

Description	Code	Week 1	Week 2	Week 3	Week 4	Totals
Construction	107.00					0
Installation Mains, Plastic	376.01		2.5	0.5		3
Installation Communication Equipment	397.00					0
Installations Services, Plastic	380.01		16	6		22
Installation Meters	382.00	1	2	1.5		4.5
Installation Regulators	384.00					0
Abandonment Mains & Services	810.00					0
Training	880.03					0
Gate Station	891.00	3.5			0.5	4
Supervision Operations	870.00	2	5	6	6	19
Exp. Meters, Regulators.	878.00	1.5	0.5	1		3
Exp. Customer Installation	879.00	2.5	3	1	5.5	12
Exp. Misc. Distribution	880.00	1.5				1.5
Exp. Mains and Services	874.00	2	1.5	1	3	7.5
Maintenance of Mains	887.00					0
Maintenance Services	892.00					0
Maintenance Meters and Regulators	893.00					0
Maintenance, Other Eqmt.	894.00	2				2
Exp. Meter Read	902.00	2	0.5			2.5
Exp. Billing	903.00					0
Exp. Administration	920.00	13.5	9	7	23	52.5
ECCR Residential Advert	908.23					0
Exp. Gen. Meeting	885.00	0.5			2	2.5
Employee Benefits	926.02	8		16		24
Hardee / Desoto Gates	378.00					0
Diner Lk Gate	379.00					0
Total		40	40	40	40	160



SEBRING GAS SYSTEM, INC.  
EMPLOYEE DAILY REPORT

NAME: CAMERON MENZIE DAY: FRI DATE: 1/4/19

TIME	TYPE OF WORK PERFORMED	ACCOUNT NO.
08:00	GIVE EMPLOYEE EVALUATIONS	
08:30	CASEY / DEREK	
09:00	↓	
09:30	↓	
10:00	SCHEDULE WORK	920
10:30	OFFICE	
11:00		
11:30		
12:00		
12:30	LUNCH	/
1:00	OFFICE - SCHEDULES OUT WEEK,	920
1:30	PHONE CONF. w/ CONTRACTORS	
2:00	GET BIDS ON ARCADIA /	376.01
2:30	REVIEW	
3:00		920
3:30		
4:00		
4:30	MEET w/ DEREK, DISCUSS MANOR	380.01
5:00	NEW SERVICE	
5:30		
6:00		

RECAP OF HOURS

ACCOUNT NUMBER	NO OF HOURS
376.01	1
380.01	1
870	4
920	4.5
TOTAL	10.5

Cam

SEBRING GAS SYSTEM, INC.  
EMPLOYEE DAILY REPORT

NAME: CAMERON MENDE DAY: WED DATE: 1/9/19

TIME	TYPE OF WORK PERFORMED	ACCOUNT NO.
08:00	ASSIGN WORK -	376.01
08:30		380.01
09:00		879
09:30	ADMIN	920
10:00		↓
10:30		↓
11:00	ESTIMATE PINNAC / TROUBLESHOOT.	879
11:30	& RANGE / ORDER INSTALL.	1
12:00	LUNCH	/
12:30	1	/
1:00	MANDOR UK JACKSON - NEW	376.01
1:30	↓ SERVICE / MAIN EKT.	↓
2:00		380.01
2:30	ESTIMATE NEW SERVICE - SUNRISE	↓
3:00	OFFICE - ADMIN	870
3:30	↓	↓
4:00		920
4:30	↓	↓
5:00		
5:30		
6:00		

RECAP OF HOURS

ACCOUNT NUMBER	NO. OF HOURS
376.01	1.5
380.01	1.5
870	1
879	1.5
920	2.5
TOTAL	8

SEBRING GAS SYSTEM, INC.  
EMPLOYEE DAILY REPORT

NAME: Camero Mendez DAY: THURS DATE: 1/10/19

TIME	TYPE OF WORK PERFORMED	ACCOUNT NO.
08:00	MANOR - NEW SERVICES TIE-IN SHUT-DOWN / RE-LOCATE	300.01
08:30		
09:00		
09:30		
10:00		
10:30		
11:00		
11:30		
12:00		376.01
12:30	TEUTECH - p/u METERS / REGS PER MANOR TRAVEL INCL.	382
1:00	DELIVER ON SITE	
1:30	LUNCH	
2:00		
2:30	OFFICE - ADMIN	870
3:00		
3:30		
4:00		
4:30	OUT EARLY	
5:00		
5:30		
6:00		

RECAP OF HOURS

ACCOUNT NUMBER	NO OF HOURS
376.01	.5
300.01	3.5
382	1.5
870	2
TOTAL	7.5

September 27, 2017

MAIN EXTENSION 2017

SEBRING GAS SYSTEM, INC.

3515 US HWY 27, SOUTH

SEBRING, FL 33870

863-385-0194

Construction Materials Form

376.01

154 TO ↑

Location:	2301 US 27 S - MAIN EXTENSION BEHIND MANOR..
Date:	1-10-19

Part Description	Qty Used	
✓ 1 1/4" EF coupling	4 8.49	33.96
✓ 1 1/4" Butt Tee	1 4.68	4.68
✓ 1 1/4" x 1" SF Red. Coupling	2 5.07	10.14
✓ 1 1/4" Yellow PE	<del>1</del> 1.06 180	190.80
✓ Sm Valve BOX	2 1	50.79
✓ 10 ga tinned wire	200' .23	= 46.00
1 1/4" SF Tee	1	2.66
✓ 1 1/4" SF Cap	1	1.94

340.77

# Consolidated Pipe & Supply Co., Inc.

3010 EUNICE AVE.  
ORLANDO FL 32808

INVOICE DATE  
5/15/2014

VERBAL

INVOICE NUMBER  
7742254-000-000

PAGE  
1 OF 1

Original Invoice

Account No.  
770252

SOLD TO:

SHIP TO: SEBRING GAS SYSTEM  
3515 US HIGHWAY 27 S

SEBRING GAS SYSTEM  
3515 US HIGHWAY 27 S

SEBRING FL 33870

SEBRING FL 33870

JOB: STOCK

Customer Order No.		Terms of Sale:		Ship Via:				
VERBAL		NET 30		UPS				
Freight:		R.O.B.		Ship From:				
PREPAID & CHARGE		DESTINATION		CPS-ORLANDO				
Line No.	Ordered	Shipped	Back Ordered	Product No.	Description	Unit Price	Per	Sales Amount
1	4	4		243051	2X1/2 IPEX .090 528004 TAP TEE KNOCK ON	17.86	EA	71.44
2	10	10		219108	1-1/4 IPEX 3408/4710 EF CPLG 128025	7.65	EA	76.50
3	4	4		214278	1-1/4 PERPIPE SDR11 8100 3408 BF 90 EL	5.22	EA	20.88
					1ZE1E1210397787289			25.38
					FREIGHT	3.03		9.09
					STATE SALES TAX - FLORIDA			10.13
					COUNTY SALES TAX- HIGHLANDS CO FL			1.69
					154. INV			
Invoice Amount								189.73

SERVICE CHARGES BASED ON LEGAL RATE. OR 1.5% PER MONTH ARE ASSESSED ON OVERDUE AMOUNTS.  
S-77-0516/77

REMIT TO: DEPT. 3147 P.O. BOX 2153 BIRMINGHAM AL 35287-3147

TERMS AND CONDITIONS ARE LISTED ON REVERSE SIDE



# Consolidated Pipe & Supply Co., Inc.

3010 EUNICE AVE.  
ORLANDO FL 32808

INVOICE DATE  
7/17/2015

VERBAL

INVOICE NUMBER  
7752477-001-000

PAGE  
1 of 1

Original Invoice

Account No.  
770252

SOLD TO:

SHIP TO: SEBRING GAS SYSTEM  
3515 US HIGHWAY 27 S

SEBRING GAS SYSTEM  
3515 US HIGHWAY 27 S

SEBRING FL 33870

SEBRING FL 33870

JOB: STOCK

Customer Order No. VERBAL				Terms of Sale NET 30			Ship Via AVRT 0690121537			
Freight PREPAID				FOB DESTINATION			Ship Date 7/13/2015			
Ship From CPS-ORLANDO				Ship To SEBRING			Job STOCK			
Line No.	Ordered	Shipped	Back Ordered	Product No.	Description	Unit Price	Per	Sales Amount		
11	12	12		236832	1 PERPIPE SDR11 701202 2406 THRD TRANS	17.78	EA	213.36	19.03	
12	12	12		219181	1/2 PERF 700004 2406 CTS THRD TRAN	16.55	EA	198.60	17.7	
13	5	5		212602	1-1/4 PERPIPE SDR10 2406 BF TEE	4.37	EA	21.85	4.68	
16	12	12		236821	1-1/4 PERF 50035010 3408/4710PERMSRT CPL S/W 7752999-000	55.25	EA	663.00	59.4	
								154.00	INV	
STATE SALES TAX - FLORIDA									65.81	
COUNTY SALES TAX - HIGHLANDS CO FL									10.97	
Invoice Amount									1,173.59	

SERVICE CHARGES BASED ON LEGAL RATE. OR 1.5% PER MONTH ARE ASSESSED ON OVERDUE AMOUNTS.  
S-77-0720/77

REMIT TO: DEPT 3147 P O BOX 2152 BIRMINGHAM AL 35202



# Consolidated Pipe & Supply Co., Inc.

3010 EUNICE AVE.  
ORLANDO FL 32808

INVOICE DATE  
8/30/2018

INVOICE NUMBER  
7783451-000-000

PAGE  
1 OF 2

## Original Invoice

SOLD TO:

SEBRING GAS SYSTEM  
3515 US HIGHWAY 27 S

SEBRING FL 33870

Account No.  
770252

SHIP TO: SEBRING GAS SYSTEM  
3515 US HIGHWAY 27 S  
ATTN: CAMERON MENZIE

SEBRING FL 33870

JOB: STOCK

Customer Order No. STOCK				Terms of Sale NET 30			Ship Via AAA 11517853		
Freight PREPAID & CHARGE				F.O.B. DESTINATION		Ship Date 8/23/2018		Ship From CPS-ORLANDO	
Line No.	Ordered	Shipped	Back Ordered	Product No.	Description	Unit Price	Per	Sales Amount	
1	30	✓30	4.84	221121	3/4 JOMAR 241-004T INSUL MTR STP	23.57 25.50	EA	707.10 764.87	✓
2	20	✓20	4.84	212502	3/4 PERPIPE SDR11 2708 SF CPLG	.89 1.20	EA	17.80 23.98	✓
3	40	✓40	4.84	212498	1/2 PERPIPE .090 2708 CTS SF CPLG	1.01 .82	EA	40.10 32.80	✓
4	20	✓20	4.84	212496	1/2 PERPIPE .090 2708 CTS SF CAP	1.53 1.19	EA	30.43 23.80	✓
5	40	✓40	4.84	212506	1 PERPIPE SDR11 2708 SF CPLG	1.49 1.27	EA	59.45 50.80	✓
6	20	✓20	4.84	212505	1 PERPIPE SDR11 2708 SF TEE	2.72 2.30	EA	54.29 46.00	✓
7	15	✓15	4.84	253568	1-1/4 UMAC/EFV IPS 2708 SDR11 SERIES 1800	15.22 48.37	EA	784.76 725.55	✓
8	15	✓15	4.84	261121	1/2 UMAC/EFV CTS 2708 SERIES 800	17.97 16.41	EA	269.46 246.15	✓
9	15	✓15	4.84	253567	3/4 UMAC/EFV IPS 2708 SDR11 SERIES 1800	19.44 17.78	EA	291.55 266.70	✓
10	20	✓20	4.84	212548	1-1/4X1 PERPIPE SDR11 2708 SF RED	5.07 4.49	EA	101.38 89.80	✓
11	10	✓10	4.84	203544	3/4X3/4 PERF 79208 2708 PB RISER PT	28.22 25.80	EA	282.19 258.00	✓
12	2000.0	✓2000.0	+40.00	208583	1 DRISPLX SDR11 PE2708 6500 GAS 500 PIPE	79 71.41	CFT	1565.32 1428.20	✓
13	1500.0	✓1500.0	+40.00	208584	3/4 DRISPLX SDR11 PE2708 6500 GAS PIPE 500	145 39.00	CFT	661.81 585.00	✓

This Sale is Governed by Consolidated Pipe & Supply's terms & conditions of sale found at [www.Consolidatedpipe.com](http://www.Consolidatedpipe.com)

Invoice Amount

# Consolidated Pipe & Supply Co., Inc.

3010 EUNICE AVE.  
ORLANDO FL 32808

INVOICE DATE  
12/18/2018

INVOICE NUMBER  
7784968-000-000

PAGE  
3 OF 3

## Original Invoice

SOLD TO: SEBRING GAS SYSTEM  
3515 US HIGHWAY 27 S  
SEBRING FL 33870

SHIP TO: SEBRING GAS SYSTEM  
3515 US HIGHWAY 27 S  
ATTN: CAMERON MINZIE  
SEBRING FL 33870  
JOB: STOCK

Customer Order No.		Terms of Sale		Ship Via				
VERBAL		NET 30		AAA 11541896				
Freight		F.O.B.		Ship Date				
PREPAID & CHARGE		DESTINATION		12/11/2018				
Line No	Ordered	Shipped	Back Ordered	Product No.	Description	Unit Price	Per	Sales Amount
31	10	10	575	253622	1-1/4X1-1/2 CENTRAL 6380294 2708 PB RISER	62.00	EA	672.25 620.00
32	500.0	500.0		208333	1/2 DRISPLX 090 CTS PE2708 6500 GAS TBG 500	26.71	CFT	150.97 133.55
33	500.0	500.0		208583	1 DRISPLX SDR11 PE2708 6500 GAS 500 PIPE	71.41	CFT	387.58 357.05
34	1000.0	1000.0		208582	1-1/4 DRISPLX SDR10 PE2708 6500 GAS PIPE 500	97.46	CFT	1053.45 974.60
35	1000.0	1000.0		208331	2 DRISPLX SDR11 PE2708 6500 GAS PIPE 500	99.62	CFT	1076.67 996.20
FREIGHT STATE SALES TAX - FLORIDA COUNTY SALES TAX - HIGHLANDS CO FL								189.53 422.23 50.00
1-800-467-7261. <i>Roddie Lyndee</i> _____ Clancy Brewer. \$ 7637.23								4112.28 TAX Should be 527.80
This Sale is Governed by Consolidated Pipe & Supply's terms & conditions of sale found at www.Consolidatedpipe.com								Invoice Amount 7,698.99

REMIT TO: DEPT. 3147 P.O. BOX 2153 BIRMINGHAM, AL. 35287-3147

INVP



# Consolidated Pipe & Supply Co., Inc.

3010 EUNICE AVE.  
ORLANDO FL 32808

INVOICE DATE  
2/19/2018

INVOICE NUMBER 7780551-000-000
PAGE 1 of 1

**Original Invoice**

Account No.  
770252

SOLD TO:

SHIP TO: SEBRING GAS SYSTEM  
3515 US HWY 27 S

SEBRING GAS SYSTEM  
3515 US HIGHWAY 27 S

SEBRING

FL 33870

SEBRING

FL 33870

JOB: STOCK

Customer Order No.		Terms of Sale		Ship Via					
EMAIL		NET 30		AAA 99715465					
Freight		F.O.B.		Ship Date					
PREPAID & CHARGE		DESTINATION		2/12/2018					
Line No.	Ordered	Shipped	Back Ordered	Product No.	Description	Unit Price	Per	Sales Amount	
1	10	10		253778	#10 YELLOW TRACING WIRE PE-30 SLD 500	98.87	EA	988.70	
					FREIGHT			50.50	
					STATE SALES TAX - FLORIDA			59.32	
					COUNTY SALES TAX- HIGHLANDS CO FL			14.83	
					<i>112.34 per Roll 500 ft Roll</i>			<i>112.34 per Roll</i>	
					<i>23 per foot</i>			<i>23 per foot</i>	
This Sale is Governed by Consolidated Pipe & Supply's terms & conditions of sale found at <a href="http://www.Consolidatedpipe.com">www.Consolidatedpipe.com</a>								Invoice Amount	1,123.35

REMIT TO: DEPT. 3147 P.O. BOX 2155 BIRMINGHAM, AL. 35287 3147

# Consolidated Pipe & Supply Co., Inc.

3010 EUNICE AVE.  
ORLANDO FL 32808

INVOICE DATE  
12/18/2018

INVOICE NUMBER  
7784968-000-000

PAGE  
1 OF 3

## Original Invoice

SOLD TO:

Account No.  
770252

SHIP TO:

SEBRING GAS SYSTEM  
3515 US HIGHWAY 27 S  
ATTN: CAMERON MINZIE

SEBRING GAS SYSTEM  
3515 US HIGHWAY 27 S

SEBRING

FL 33870

SEBRING

FL 33870

JOB:

STOCK

Customer Order No.		Terms of Sale		Ship Via					
VERBAL		NET 30		AAA 11541896					
Freight		F.O.B.		Ship Date					
PREPAID & CHARGE		DESTINATION		12/11/2018					
Line No.	Ordered	Shipped	Back Ordered	Product No.	Description	Unit Price	Per	Sales Amount	
1	40	40	5.75	212498	✓ 1/2 PERPIPE .090 2708 CTS SF CPLG	.82	EA	189	32.80 35
2	40	40		212501	✓ 3/4 PERPIPE SDR11 2708 SF TEE	1.50	EA	162	60.00 64.5
3	40	40		212499	✓ 3/4 PERPIPE SDR11 2708 SF 90 EL	1.94 1.80	EA	77.40	72.00
4	40	40		212502	✓ 3/4 PERPIPE SDR11 2708 SF CPLG	1.97 .90	EA	38.70	36.00
5	10	10		212500	✓ 3/4 PERPIPE SDR11 2708 SF CAP	1.46 1.35	EA	14.52	13.50
6	20	20		212564	✓ 3/4X1/2 PERPIPE SDR11 2708 IPXCTS SF	3.21 2.98	EA	64.07	59.60
7	40	40		212503	✓ 1 PERPIPE SDR11 2708 SF 90 EL	2.10 1.95	EA	83.85	78.00
9	10	10		234816	✓ 1 KEROTEST SDR11 2406 POLYV 99041111	38.20 35.00	EA	382.00	350.00
10	50	50		212517	✓ 1-1/4 PERPIPE SDR11 2708 SF TEE	2.91 2.60	EA	145.50	130.00
11	20	12	8	212602	✓ 1-1/4 PERPIPE SDR10 2708 BF TEE	4.87 4.53	EA	58.44	54.36
12	10	10		212515	✓ 1-1/4 PERPIPE SDR11 2708 SF CAP	1.94 1.80	EA	79.35	18.00
13	10	10		212518	✓ 1-1/4 PERPIPE SDR11 2708 SF CPLG	1.38 1.28	EA	13.76	12.80
14	20	20		212511	✓ 1-1/4 PERPIPE SDR11 2708 SF 90 EL	2.67 2.21	EA	53.27	44.20



# INVOICE

Tarantin Industries, Inc.  
 86 Vanderveer Road  
 Freehold, NJ 07728  
 732-780-9340

Fax: 732-866-8407

INVOICE	
50462578	
Invoice Date	Page
2/22/2018	1 of 2
ORDER NUMBER	
1452921	

**Bill To:**

SEBRING GAS SYSTEM INC.  
 3515 US HWY 27 SOUTH  
 SEBRING, FL 33870

**Ship To:**

SEBRING GAS SYSTEM INC.  
 3515 US HWY 27 SOUTH  
 SEBRING, FL 33870

154

Customer ID: 123772

PO Number	Term Description	Net Due Date	Disc Due Date	Discount Amount
STOCK-2/22/2018 14:13:41	NET 30 DAYS	3/24/2018	3/24/2018	0.00
Order Date	Pick Ticket No	Any questions please contact A.R.		Taker
2/22/2018 13:38:55	30439843	732-780-9340		TW
Quantities				
Ordered	Shipped	Remaining	UOM Unit Size	Dist
Item ID Item Description				
Pricing UOM Unit Price				
Extended Price				

Carrier: 0100 UPS GROUND

Tracking #: 1ZW1F8460365247060

7.00	7.00	0.00	EA	1.0	325-SBL REGULATOR MAXITROL 3/4X3/4 470K BTU W/ LIMITER FACTORY SET 11IN ADJ FROM 7-11INWC / CERTIFIED W IMBLUE TECHNOLOGY LP FOR 2 PSI SYSTEMS	EA 1.0000	51.6800	361.76	55.56	388.90
5.00	5.00	0.00	EA	1.0	325-5L REGULATOR 3/4X3/4 600KBTU TOTAL LOAD MAXITROL 2 PSI SYSTEM REGULATOR 3/4IN X 3/4IN 600KBTU TOTAL LOAD / 425KBTU SINGLE APPLIANCE, 7-11IN WC CERTIFIED LP FACTORY SET 11IN WC W/VENT LIMITER	EA 1.0000	38.4600	192.30	41.35	206.73
20.00	20.00	0.00	EA	1.0	44228 NIPPLE 3/4IN X 2IN GALV	EA 1.0000	0.5300	10.60	15.7	11.40
25.00	25.00	0.00	EA	1.0	1637NX48 FLEX CONNECTOR 1/2INOD X 48IN CONNECTOR	EA 1.0000	17.2300	430.75	18.53	463.09
20.00	2.00	18.00	EA	1.0	B G4VA233 CURB BOX 24INTO 30IN F/ 2IN & 3IN U.G. VALVES G4VAC233	EA 1.0000	47.2700	94.54	50.79	101.58

No returns permitted without prior authorization.  
 RMA# must be obtained before returning items for credit. All return  
 goods subject to a 10% restocking charge. A finance charge of 1 1/2%  
 per month (18% per annum) will be assessed to all overdue accounts &  
 are subject to all collection cost & reasonable attorney fees.

Cancelled items may be subject to Supplier  
 restocking fee.



Sebring Gas System, Inc. Payroll

Description	Code	Week 1	Week 2	Week 3	Week 4	Totals
Construction	107.00					0
Installation Mains, Plastic	376.01		3.5	0.5		4
Installation Communication Equipment	397.00					0
Installations Services, Plastic	380.01		2	0.5		2.5
Installation Meters	382.00					0
Installation Regulators	384.00					0
Abandonment Mains & Services	810.00					0
Training	880.03					0
Gate Station	891.00					0
Supervision Operations	870.00					0
Exp. Meters, Regulators.	878.00					0
Exp. Customer Installation	879.00					0
Exp. Misc. Distribution	880.00					0
Exp. Mains and Services	874.00					0
Maintenance of Mains	887.00					0
Maintenance Services	892.00					0
Maintenance Meters and Regulators	893.00					0
Maintenance, Other Eqmt.	894.00					0
Exp. Meter Read	902.00					0
Exp. Billing	903.00					0
Exp. Administration	920.00	40	34.5	39	40	153.5
ECCR Residential Advert	908.23					0
Exp. Gen. Meeting	885.00					0
Employee Benefits	926.02					0
Hardee / Desoto Gates	378.00					0
Diner Lk Gate	379.00					0
Total		40	40	40	40	160

SEBRING GAS SYSTEM, INC.  
EMPLOYEE DAILY REPORT

NAME: J CORRELL DAY: WED DATE: 2-6-19

TIME	TYPE OF WORK PERFORMED	ACCOUNT NO.
08:00	BACK ON WAUCHULA MAPS	920
08:30	↓	↓
09:00	↓	↓
09:30	↓	↓
10:00	EDOT ONE STOP PERMITTING	376.01
10:30	RESET PROGRAM START	↓
11:00	NEW ON PERMITTING	↓
11:30	NEW SYSTEM ON NEW	↓
12:00	MAINS AND SERVICES	↓
12:30	ON NEW ACCOUNTS FOR	↓
1:00	WAUCHULA AND DESOTO	↓
1:30	CLOSE OUT old PERMITS	380.01
2:00	THAT WERE OPEN	↓
2:30	↓	↓
3:00	↓	↓
3:30	BACK ON WAUCHULA MAPS	920
4:00	↓	↓
4:30	↓	↓
5:00		
5:30		
6:00		

RECAP OF HOURS

ACCOUNT NUMBER	NO. OF HOURS
376.01	3.5
380.01	2
920.	3.5
TOTAL	8

**SEBRING GAS SYSTEM, INC.  
EMPLOYEE DAILY REPORT**

**NAME:** J CORRELL      **DAY:** THUR      **DATE:** 2-7-19

TIME	TYPE OF WORK PERFORMED	ACCOUNT NO.
08:00	FDOT PERMITTING ON CP	376.01
08:30	CHECKED ON STATUS	380.01
09:00	WAUCHULA GAS SYSTEM	920
09:30	↓	↓
10:00	↓	↓
10:30	↓	↓
11:00	↓	↓
11:30	↓	↓
12:00		
12:30	LUNCH	
1:00	WAUCHULA MAPPING SYSTEM	920
1:30	↓	↓
2:00	↓	↓
2:30	↓	↓
3:00	↓	↓
3:30	↓	↓
4:00	↓	↓
4:30	↓	↓
5:00		↓
5:30		
6:00		

**RECAP OF HOURS**

ACCOUNT NUMBER	NO. OF HOURS
376.01	.5
380.01	.5
920	7
<b>TOTAL</b>	<b>8</b>

Cathy Dixon - February

Sebring Gas System, Inc. Payroll

Description	Code	Week 1	Week 2	Week 3	Week 4	Totals
Construction	107.00					0
Installation Mains, Plastic	376.01			3	6	9
Installation Communication Equipment	397.00					0
Installations Services, Plastic	380.01			1		1
Installation Meters	382.00	3.5	9	10.5		23
Installation Regulators	384.00					0
Abandonment Mains & Services	810.00					0
Training	880.03				16	16
Gate Station	891.00					0
Supervision Operations	870.00					0
Exp. Meters, Regulators.	878.00	1			0.5	1.5
Exp. Customer Installation	879.00	3.5	18	18.5	9	49
Exp. Misc. Distribution	880.00					0
Exp. Mains and Services	874.00	30	9	4.5	5.5	49
Maintenance of Mains	887.00					0
Maintenance Servicees	892.00					0
Maintenance Meters and Regulators	893.00	1	9.5	4.5	3.5	18.5
Maintenance, Other Eqmt.	894.00	0.5				0.5
Exp. Meter Read	902.00					0
Exp. Billing	903.00	0.5				0.5
Exp. Administration	920.00					0
ECCR Residential Advert	908.23					0
Exp. Gen. Meeting	885.00	0.5				0.5
Employee Benefits	926.02					0
Hardee / Desoto Gates	378.00					0
Diner Lk Gate	379.00					0
Total		40.5	45.5	42	40.5	168.5



**SEBRING GAS SYSTEM, INC.  
EMPLOYEE DAILY REPORT**

**NAME:** Carey Dimer      **DAY:** Mon.      **DATE:** 2-11-19

TIME	TYPE OF WORK PERFORMED	ACCOUNT NO.
08:00	@ warehouse clean up light	874
08:30	install / put tools away	↓
09:00	Medical way locate main	376.01
09:30	367 Oak check gas logs (lead)	879
10:00	↓	↓
10:30	↓	↓
11:00	Hilton install pipe brace / verify	382
11:30	system pressure sufficient.	↓
12:00	↓	↓
12:30	Transte get parts	382
1:00	Lunch	
1:30	↓	
2:00	@ office give assignments /	874
2:30	gas fix locator	↓
3:00	2740 Desoto check range meter	879
3:30	↓	↓
4:00	Medical way locate service	376.01
4:30	23 Miece tubes for P/W	382
5:00	@ office put in locates / finish P/W	874
5:30		
6:00		

**RECAP OF HOURS**

ACCOUNT NUMBER	NO. OF HOURS
874	2.5
376.01	1
879	2.5
382	2.5
<b>TOTAL</b>	<b>8.5</b>

120119 end

cm

**SEBRING GAS SYSTEM, INC.  
EMPLOYEE DAILY REPORT**

**NAME** Casey Vidon      **DAY** Tues.      **DATE** 2-12-19

TIME	TYPE OF WORK PERFORMED	ACCOUNT NO.
08:00	@ office get w/p	874
08:30	@ warehouse get materials	879
09:00	1489 storneridge get range info	↓
09:30	+ replace parts + recconnect	↓
10:00	chylee	↓
10:30	1489 storneridge w/ Cam	879
11:00	discuss gen piping.	↓
11:30	1489 storneridge pipe to	879
12:00	generator.	↓
12:30	↓	↓
1:00	↓	↓
1:30	↓	↓
2:00	↓	↓
2:30	↓	↓
3:00	Medical way expose 1 1/4"	376.01
3:30	1/2" lines	↓
4:00	↓	↓
4:30	↓	↓
5:00		
5:30		
6:00		

**RECAP OF HOURS**

120119  
120136

ACCOUNT NUMBER	NO. OF HOURS
879	6.5
874	.5
376.01	2
<b>TOTAL</b>	<b>9</b>

CM

SEBRING GAS SYSTEM, INC.  
EMPLOYEE DAILY REPORT

NAME Casey Dixon DAY Mon. DATE 2-18-19

TIME	TYPE OF WORK PERFORMED	ACCOUNT NO.
08:00	@ office get w/d	874
08:30	@ warehouse load material	376.01
09:00	Commerce Center install	376.01
09:30	main	
10:00		
10:30		
11:00		
11:30		
12:00	Lunch	
12:30		
1:00	Commerce Center install	376.01
1:30	main	
2:00		
2:30		
3:00		
3:30	Inspiration Dr. Finish inside pipe	879
4:00		
4:30	Desoto/Medical w. spot main	879
5:00		
5:30		
6:00		

RECAP OF HOURS

ACCOUNT NUMBER	NO. OF HOURS
874	1
376.01	6
879	1
TOTAL	8

120256

Clinton Menzie - February

Sebring Gas System, Inc. Payroll

Description	Code	Week 1	Week 2	Week 3	Week 4	Totals
Construction	107.00					0
Installation Mains, Plastic	376.01			3.5	9	12.5
Installation Communication Equipment	397.00					0
Installations Services, Plastic	380.01		5.5		1.5	7
Installation Meters	382.00		7.5	3.5	1.5	12.5
Installation Regulators	384.00		1.5	0.5	0.5	2.5
Abandonment Mains & Services	810.00					0
Training	880.03					0
Gate Station	891.00		1			1
Supervision Operations	870.00	14.5	7.5	7	7	36
Exp. Meters, Regulators.	878.00					0
Exp. Customer Installation	879.00		0.5	2		2.5
Exp. Misc. Distribution	880.00					0
Exp. Mains and Services	874.00	3		4	2.5	9.5
Maintenance of Mains	887.00					0
Maintenance Services	892.00					0
Maintenance Meters and Regulators	893.00		1	1		2
Maintenance, Other Eqmt.	894.00				1	1
Exp. Meter Read	902.00	1	1			2
Exp. Billing	903.00			1		1
Exp. Administration	920.00	21.5	14.5	9.5	7.5	53
ECCR Residential Advert	908.23					0
Exp. Gen. Meeting	885.00				1.5	1.5
Employee Benefits	926.02			8	8	16
Hardee / Desoto Gates	378.00					0
Diner Lk Gate	379.00					0
Total		40	40	40	40	160

EMPLOYEE DAILY REPORT

NAME: CAMERON MENZIE DAY: WED DATE: 2/13/19

TIME	TYPE OF WORK PERFORMED	ACCOUNT NO.
08:00		920
08:30		↓
09:00		
09:30		
10:00		
10:30	W/ CARY SURVEY EGEWATER	376.01
11:00	POINTE	↓
11:30	↓	
12:00		
12:30		920
1:00		↓
1:30		
2:00		
2:30	ASSIGN WORK - SHERIFF DEPT. MTR	893
3:00	CHANGE	↓
3:30	WALK / MEASURE FOR HAMMOCK RD	376.01
4:00	EXTENSION	↓
4:30	↓	
5:00		
5:30		
6:00		

RECAP OF HOURS

ACCOUNT NUMBER	NO. OF HOURS
376.01	3.5
893	1
920	4.5
TOTAL	9

SEEDLING GAS SYSTEM, INC.  
EMPLOYEE DAILY REPORT

NAME: CAMERON MENZIE DAY: MON DATE: 2/18/19

TIME	TYPE OF WORK PERFORMED	ACCOUNT NO.
08:00	MAIN EXTENSION MEDICAL WAY / COMMERCE CENTER DR.	376.01
08:30		
09:00		
09:30		
10:00		
10:30		
11:00	LUNCH	/
11:30		
12:00		376.01
12:30		870
1:00		
1:30		
2:00		
2:30		
3:00		
3:30		
4:00		
4:30		
5:00		
5:30		
6:00		

RECAP OF HOURS

ACCOUNT NUMBER	NO. OF HOURS
376.01	6
870	2
TOTAL	8

EMPLOYEE DAILY REPORT

NAME: CAMERON MENZIE DAY: ~~TUES~~ WED DATE: 2/13/19

TIME	TYPE OF WORK PERFORMED	ACCOUNT NO.
08:00		
08:30		920
09:00		↓
09:30		
10:00		
10:30	W/ CARY SURVEY EGEWATER	376.01
11:00	POINTE	↓
11:30	↓	
12:00		
12:30		920
1:00		↓
1:30		
2:00		
2:30	ASSIGN WORK - SHERIFF DEPT. MTR	893
3:00	CHANGE	↓
3:30	WALK / MEASURE FOR HAMMOCK RD	376.01
4:00	EXTENSION	↓
4:30	↓	
5:00		
5:30		
6:00		

RECAP OF HOURS

ACCOUNT NUMBER	NO OF HOURS
376.01	3.5
893	1
920	4.5
TOTAL	9

# Steven Meyer - February

## Sebring Gas System, Inc. Payroll

Description	Code	Week 1	Totals
Construction	107.00		0
Installation Mains, Plastic	376.01	6	6
Installation Communication Equipment	397.00		0
Installations Services, Plastic	380.01		0
Installation Meters	382.00		0
Installation Regulators	384.00		0
Abandonment Mains & Services	810.00		0
Training	880.03		0
Gate Station	891.00		0
Supervision Operations	870.00		0
Exp. Meters, Regulators.	878.00	0.5	0.5
Exp. Customer Installation	879.00	3	3
Exp. Misc. Distribution	880.00		0
Exp. Mains and Services	874.00	14	14
Maintenance of Mains	887.00		0
Maintenance Services	892.00		0
Maintenance Meters and Regulators	893.00	0.5	0.5
Maintenance, Other Eqmt.	894.00		0
Exp. Meter Read	902.00		0
Exp. Billing	903.00		0
Exp. Administration	920.00		0
ECCR Residential Advert	908.23		0
Exp. Gen. Meeting	885.00		0
Employee Benefits	926.02		0
Hardee / Desoto Gates	378.00		0
Diner Lk Gate	379.00		0
Total		24	24

2/9



**SEBRING GAS SYSTEM, INC.  
EMPLOYEE DAILY REPORT**

**NAME:** Steven Meyer      **DAY:** Mon      **DATE:** 2-18-19

TIME	TYPE OF WORK PERFORMED	ACCOUNT NO.
08:00	At office get w/o	874
08:30	At warehouse Load materials	376.01
09:00	Commerce center Install main	376.01
09:30	↓	↓
10:00	↓	↓
10:30	↓	↓
11:00	↓	↓
11:30	↓	↓
12:00	Lunch	
12:30	↓	
1:00	Commerce center Install main	376.01
1:30	↓	↓
2:00	↓	↓
2:30	↓	↓
3:00	↓	↓
3:30	Inspiration drive finish inside piping	879
4:00	↓	
4:30	Desoto/medical way Spot main	874
5:00		
5:30		
6:00		

**RECAP OF HOURS**

~~120256~~  
120256

ACCOUNT NUMBER	NO. OF HOURS
874	1
376.01	6
879	1
<b>TOTAL</b>	<b>8</b>



# Consolidated Pipe & Supply Co., Inc.

3010 EUNICE AVE.  
ORLANDO FL 32808

INVOICE DATE  
3/06/2019

INVOICE NUMBER  
7790749-000-000  
PAGE  
1 OF 1

## Original Invoice

SOLD TO:

Account No.  
770252

SHIP TO: SEBRING GAS SYSTEM  
1298 US HIGHWAY 17 N  
ATTN: CAMERON MENZIE

SEBRING GAS SYSTEM  
3515 US HIGHWAY 27 S

WAUCHULA FL 33873

SEBRING FL 33870

JOB: STOCK

Customer Order No.		Terms of Sale		Ship Via				
STOCK		NET 30		OUR TRUCK 4928 DM				
Freight		F.O.B.		Ship Date				
PREPAID		DESTINATION		3/05/2019				
Line No.	Ordered	Shipped	Back Ordered	Product No.	Description	Unit Price	Per	Sales Amount
1	600.0	600.0		232758	4 DRISPLX SDR11.5 PE2708 6500 GAS PIPE 600 HARDEE FRESH	400.00	CFT	2568.00 2400.00
2	15	15		240767	5-1/4 B&T SCREW VAL BX WHT ABS 40-60 GA SCREW TOP VALVE BOX	82.09	EA	1317.54 1231.35
					STATE SALES TAX - FLORIDA			217.88
					COUNTY SALES TAX - HARDEE CO FL			36.31
							Invoice Amount	3,885.54

This Sale is Governed by Consolidated Pipe & Supply's terms & conditions of sale found at [www.Consolidatedpipe.com](http://www.Consolidatedpipe.com)

REMIT TO: DEPT. 3147 P.O. BOX 2153 BIRMINGHAM, AL. 35287-3147  
INVFP



# Consolidated Pipe & Supply Co., Inc.

3010 EUNICE AVE.  
ORLANDO FL 32808

INVOICE DATE  
3/06/2019

INVOICE NUMBER  
7790766-000-000

PAGE  
1 of 1

### Original Invoice

SOLD TO:

Account No.  
770252

SHIP TO: SEBRING GAS  
1298 US HWY 17 NORTH

SEBRING GAS SYSTEM  
3515 US HIGHWAY 27 S

WAUCHULA

FL 33873

SEBRING

FL 33870

JOB: STOCK

Customer Order No.		Terms of Sale		Ship Via					
		NET 30		OUR TRUCK 4928 DM					
Freight		F.O.B.		Ship Date					
PREPAID		SHIPPING POINT		3/05/2019					
Line No.	Ordered	Shipped	Back Ordered	Product No.	Description	Unit Price	Per	Sales Amount	
1	4	4		253778	#10 YELLOW TRACING WIRE PE-30 SLD 500 154	109.80	EA	439.20	
	<i>2</i>	<i>117.47</i>	<i>-</i>		STATE SALES TAX - FLORIDA			26.35	
					COUNTY SALES TAX - HARDEE CO FL			4.39	
	<i>2</i>	<i>- 234.98</i>			<i>376.01 - Hardee Fresh</i>				
	<i>1</i>	<i>117.49</i>			<i>380.01 - Pizzzo Hut</i>				
					<i>115.48 each.</i>				
This Sale is Governed by Consolidated Pipe & Supply's terms & conditions of sale found at <a href="http://www.Consolidatedpipe.com">www.Consolidatedpipe.com</a>							Invoice Amount		469.94

REMIT TO: DEPT. 3147 P.O. BOX 2153 BIRMINGHAM, AL. 35287-3147

INVFP

# TWO BORING KIN

TWO BORING KIN

# INVOICE

2400 N C HILL RD  
AVON PARK FL 33825

863-443-6250

SOLD TO:  
SEBRING GAS

INVOICE NUMBER 906  
INVOICE DATE MARCH 7, 2019

QUANTITY	DESCRIPTION	UNIT PRICE	AMOUNT
510	4"DIRECTIONAL BORE HARDEE FRESH	\$12.00	396.01 \$6,120.00
70	2"DIRECTIONAL BORE	\$8.00	308.01 \$560.00
1	LABOR		396.01 \$300.00
	LABOR ONLY		
		SUBTOTAL	\$6,980.00
		TAX	
			\$6,980.00
			PAY THIS AMOUNT

GOD BLESS AND HAVE A GREAT DAY

THANK YOU FOR YOUR BUSINESS!

# TWO BORING KIN

TWO BORING KIN

# INVOICE

2400 N C HILL RD  
AVON PARK FL 33825




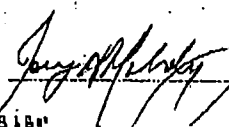
863-443-6250

SOLD TO:  
SEBRING GAS

INVOICE NUMBER 907  
INVOICE DATE MARCH 12, 2019

QUANTITY	DESCRIPTION	UNIT PRICE	AMOUNT
1,200	DIRECTIONAL BORE MEDICAL WAY & COMMERCE  <i>3:16.01</i>  LABOR ONLY	\$8.00	\$9,600.00
SUBTOTAL			\$9,600.00
TAX			
GOD BLESS AND HAVE A GREAT DAY			\$9,600.00 PAY THIS AMOUNT

THANK YOU FOR YOUR BUSINESS!

<b>SEBRING GAS SYSTEM, INC.</b> 3315 US HWY 27 SOUTH SEBRING, FL 33870-3443 (883) 385-0194		 CAC:341890506842	<b>HEARTLAND NATIONAL BANK</b> 63-117421	<b>4321</b>
PAY TO THE ORDER OF <b>BOARD OF COUNTY COMMISSIONERS</b>		<b>03/13/2019</b>	<b>\$ 400.00</b>	
<b>Four Hundred and 00/100</b>		<b>DOLLARS</b>		
	<b>BOARD OF COUNTY COMMISSIONERS</b> 505 SOUTH COMMERCIAL AVENUE SEBRING, FL 33870-3880			
MEMO	<b>PERMIT FOR EDGEWATER POINT</b>			
*004320* 10631147971 11000188181				

03/19/2019 4321 \$400.00

PERMIT NO. 19030279

HIGHLANDS COUNTY

GENERAL UTILITY APPLICATION/PERMIT

Other Utilities Involved

- 1 Sebring Water
- 2 Comcast
- 3 Sebring WWC
- 4 Duke Energy
- 5 CenturyLink
- 6 \_\_\_\_\_
- 7 \_\_\_\_\_

WA: Edgewater Point Drive

The undersigned hereby makes application to the County Engineer, Highlands County, Florida for a general utility permit which authorizes utility construction and maintenance within the named public right-of-way(s) as described in this application and detailed on accompanying drawings. Any permit issued pursuant to this application will be issued to and in the name of the applicant. In accepting this permit, the applicant agrees to be bound by the Highlands County Land Development Regulations including, but not limited to the following conditions:

SEC. NO. \_\_\_\_\_, T. \_\_\_\_\_ S. R. \_\_\_\_\_ E DATE: March 13, 2019  
 Permission is hereby granted to: SEBRING GAS SYSTEM INC.  
 of 3515 U.S. 27 SOUTH SEBRING FL for the construction and  
 (mailing address)  
 maintenance of 1-1/4" MDPE Gas Main Extension Crossing Lakeview Drive 60'+/- @ Min Depth of 5' Unless Otherwise Instructed.

Subject to the following conditions:

- a. The construction and maintenance of the utility improvements shown on the attached drawings shall not interfere with the property and rights of anyone else.
- b. All work shall comply with standards of the County Engineering Department and shall be subject to the approval of the County Engineer.
- c. All materials and equipment shall be subject to inspection by the County Engineer, or its representative, located in Sebring, Florida.
- d. All County property shall be restored to its original condition as far as practical, in the opinion of the County Engineer.
- e. All construction shall comply with the standards and requirements of Article Six, Section Four of the Highlands County Land Development Regulations. If at any time during the utility installation/construction, the County Engineer finds that the permit conditions have been violated the County Engineer may issue an immediate Stop Work Order. The Stop Work Order shall be in effect until the operation is brought into compliance with the permit. Failure to perform satisfactory construction may also result in the County's not issuing additional permits to the applicant until deficiencies are corrected.
- f. All overhead installations shall conform to clearance standards of the Florida Department of Transportation, and all underground crossing installations shall be laid at a minimum depth of thirty-six (36) inches below pavement and at least thirty (30) inches below ditch grade. Exceptions may be made in special cases by authority from the County Engineer.
- g. The attached sketch covering the details of this installation shall be made a part of this permit.
- h. The applicant expressly acknowledges and agrees that the permit is a license for permissive use only and that the placing of facilities upon public property pursuant to this permit shall not operate to create or to vest any property right in the holder of the permit.
- i. The permit may be granted in perpetuity but whether or not issued in perpetuity the permit shall be subject to termination by the Board of County Commissioners without compensation in the event the road or highway is closed, abandoned, vacated, discontinued, or reconstructed.
- j. Whenever necessary for the construction, repair, improvement, alteration, or relocation of all, or any portion of a road or street as determined by the County Engineer, any or all of the poles, wires, cables or other facilities and appurtenances authorized hereunder, shall be immediately removed from that road or street, or reset or relocated thereon, as required by the County Engineer, at the expense of the holder of the permit.
- k. The permittee shall commence actual construction in good faith within sixty (60) days from the date of the permit and shall complete permitted construction within 120 working days.
- l. Applicant declares that prior to filing this application the applicant has ascertained the location of all existing utilities, both aerial and underground. Applicant also declares that due notice of work under this application/permit was furnished to each utility involved and that copies of letters addressed to each such utility are attached.

- m. The applicant understands and agrees that the rights and privileges herein set out are granted only to extent of the County's right, title and interest in the land to be entered upon and used by the permit holder.
- n. The applicant further agrees that the applicant will at all times assume all risk of damage and loss and does hereby indemnify, defend, and save harmless Highlands County from and against any and all damages, cost or expense arising in any manner on account of the exercise or attempted exercises of the aforesaid rights and privileges by the holder of any permit issued pursuant to this application. The permittee shall maintain adequate insurance and, provide proof of insurance during the term of this permit to protect Highlands County. Failure to maintain adequate insurance will result in revocation of this permit.
- o. During construction of the permit, the holder of the permit shall comply with all safety regulations of the Florida Department of Transportation and the Manual of Uniform Traffic Control Devices current edition. The permit holder must take such measures, including placing and display of safety devices, as may be necessary in order to safely conduct the public through the project area.
- p. The office of the County Engineer shall be notified 24 hours prior to the start of any work.
- q. The applicant hereby accepts responsibility for maintenance of any road cut or subterranean crossing for a period of 36 months after the County Engineer's office is notified of completion of construction.
- r. The undersigned certifies that he has complied with the provisions of Section 553.851 (2) (a), Florida Statutes, as amended, concerning requesting gas pipeline location information and will comply with the provisions of Section 553.851 (2) (c) and (f), Florida Statutes, by notifying pipeline owners 48 hours prior to any excavation.

Kathleen Snyder  
(Witness Signature)

Kathleen Snyder  
(Print Name)

Clay Fitzgerald  
(Witness Signature)

Christy Fitzgerald  
(Print Name)

Permit Approved by:  
Candace M. Day  
(For County Engineer)  
3/13/19  
(Date)

Submitted by: Cameron Menzie  
(Applicant's Name - Type or Print)

[Signature]  
(Signature of Applicant or Officer)

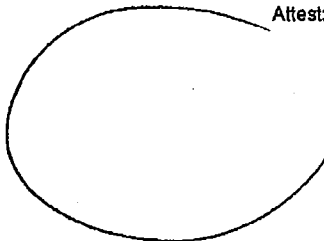
3515 U.S. 27 SOUTH  
(Applicant's Mailing Address)

(Seal) Sebring, Florida  
(City, State, Zip)

( 883 ) 385-0194  
(Telephone Number)

Attest: JERRY MELENDY  
(Type or Print Name)

[Signature]  
(Signature & Title)





ITEM 1 OF 1

PERMIT RECEIPT

OPERATOR: gthomps  
COPY # : 1

Sec:05 Twp:35 Rng:29 Sub:053529020 Blk:0000 Lot:0060  
STRAP NBR ..... : S-05-35-29-020-0000-0060

DATE ISSUED..... : 03/13/2019  
RECEIPT #..... : 33000000973  
REFERENCE ID # ... : 19030279

SITE ADDRESS ..... : 3515 US 27  
SUBDIVISION ..... : HWY ACRES TRACTS B-C-D  
CITY ..... : SEBRING  
IMPACT AREA .....

OWNER ..... : MELENDY JERRY H JR  
ADDRESS ..... : 679 MOON RANCH RD  
CITY/STATE/ZIP ... : SEBRING, FL 33870

RECEIVED FROM .... : SEBRING GAS SYSTEM  
CONTRACTOR ..... : LIC # \*OWNER\*  
COMPANY ..... : MELENDY JERRY H JR  
ADDRESS ..... : 679 MOON RANCH RD  
CITY/STATE/ZIP ... : SEBRING, FL 33870  
TELEPHONE .....

FEE ID	UNIT	QUANTITY	AMOUNT	PD-TO-DT	THIS REC	NEW BAL
GRUP	FLAT RATE	1.00	400.00	0.00	400.00	0.00
TOTAL PERMIT :			400.00	0.00	400.00	0.00

METHOD OF PAYMENT	AMOUNT	REFERENCE NUMBER
CHECK	400.00	4321
TOTAL RECEIPT :	400.00	

# TWO BORING KIN

2400 N C HILL RD  
AVON PARK FL 33825

TWO BORING KIN

863-443-6250

# INVOICE

SOLD TO:  
SEBRING GAS

INVOICE NUMBER 914  
INVOICE DATE MARCH 20,2019

QUANTITY	DESCRIPTION	UNIT PRICE	AMOUNT
935	1 1/4" DIRECTIONAL BORE EDWATER POINT (MAIN)	\$8.00	\$7,480.00
200	TRENCHING	\$3.00	\$600.00
	LABOR ONLY		
		SUBTOTAL	\$8,080.00
		TAX	
			\$8,080.00
			PAY THIS AMOUNT

376.01

GOD BLESS AND HAVE A GREAT DAY

THANK YOU FOR YOUR BUSINESS!

September 27, 2017

SEBRING GAS SYSTEM, INC.

3515 US HWY 27, SOUTH

SEBRING, FL 33870

863-385-0194

154-376-01

Construction Materials Form

Location:	MEDICAL WAY / COMMERCE CENTER DR.
Date:	2/19/19

Part Description	Qty Used	
✓ 2" Yellow PE	1200' -1.07 -1.00	1210.48 75.60
✓ 10ga. Tracer Wire X.000	.22 1230'	270.60
✓ 4" x 2" Butt Red. Coupling	1	9.30
4" Butt elbow	1	12.74
✓ 2" x 2" Top tee EP	1	91.39
✓ 2" PE <sup>Poly</sup> Ball valve 1/2" B3	3	200.19
✓ Large Valve box screw top	1	87.69

1957.99

(50' PE not used)  
was cut-off

# Consolidated Pipe & Supply Co., Inc.

3010 EUNICE AVE.  
ORLANDO FL 32808

INVOICE DATE  
12/18/2018

INVOICE NUMBER  
7784968-000-000

PAGE  
3 OF 3

Original Invoice

Account No.  
770252

SOLD TO:

SHIP TO:

SEBRING GAS SYSTEM  
3515 US HIGHWAY 27 S  
ATTN: CAMERON MINZIE

SEBRING GAS SYSTEM  
3515 US HIGHWAY 27 S

SEBRING

FL 33870

SEBRING

FL 33870

JOB:

STOCK

Customer Order No.		Terms of Sale		Ship Via					
VERBAL		NET 30		AAA 11541896					
Freight PREPAID & CHARGE		F.O.B. DESTINATION		Ship Date					
				12/11/2018					
Line No	Ordered	Shipped	Back Ordered	Product No.	Description	Unit Price	Per	Sales Amount	
31	10	10	575	253622	1-1/4X1-1/2 CENTRAL 6380294 2708 PB RISER	62.00	EA	672.75 620.00	
32	500.0	500.0		208333	1/2 DRISPLX 090 CTS PE2708 6500 GAS TBG 500	26.71	CFT	150.97 133.55	
33	500.0	500.0		208583	1 DRISPLX SDR11 PE2708 6500 GAS 500 PIPE	71.41	CFT	357.05 357.05	
34	1000.0	1000.0		208582	1-1/4 DRISPLX SDR10 PE2708 6500 GAS PIPE 500	97.46	CFT	974.60 974.60	
35	1000.0	1000.0		208331	2 DRISPLX SDR11 PE2708 6500 GAS PIPE 500	99.62	CFT	1996.20 1996.20	
FREIGHT STATE SALES TAX - FLORIDA COUNTY SALES TAX - HIGHLANDS CO FL								189.53 422.23 50.00	
1-800-467-7261 Jackie Lindsey = Clancy Brown \$ 7031.23								418.25 TAX Should be 527.80	
This Sale is Governed by Consolidated Pipe & Supply's terms & conditions of sale found at www.Consolidatedpipe.com								Invoice Amount	7,698.99

REMIT TO: DEPT. 3147 P.O. BOX 2153 BIRMINGHAM, AL. 35287-3147

INVP

# Pipe & Supply Co., Inc.

ORLANDO EUNICE AVE. FL 32808

INVOICE DATE  
7/17/2017

INVOICE NUMBER  
7772953-000-000

PAGE  
1 of 1

**Original Invoice**

Account No.  
770252

SHIP TO: SEBRING GAS SYSTEM  
3515 US HIGHWAY 27 S  
ATTN: CAMERON

SOLD TO:

SEBRING GAS SYSTEM  
3515 US HIGHWAY 27 S

SEBRING FL 33870

SEBRING FL 33870

JOB: STOCK

Customer Order No. STOCK				Terms of Sale NET 30			Ship Via AAA 96047712		
Freight PREPAID				F.O.B. DESTINATION			Ship Date 7/07/2017		
				Ship From CPS-ORLANDO					
Line No.	Ordered	Shipped	Back Ordered	Product No.	Description	Unit Price	Per	Sales Amount	
1	20	20		212553	2X1 PERPIPE SDR11 2708 SF RED	4.97	EA	99.40	
2	20	20		212539	2 PERPIPE SDR11 2708 SF CPLG	1.50	EA	30.00	
3	20	20		212657	2 PERPIPE SDR11 2708 SF CAP	3.39	EA	67.80	
4	8	8		226351	2 KEROTEST SDR11 2406 POLY VAL 99042011	59.63	EA	477.04	
5	6	6		214501	#12 YELLOW TRACING WIRE SOLID (EACH) 500 ROLL	60.00	EA	360.00	
6	20	20		212548	1-1/4X1 PERPIPE SDR11 2708 SF RED	4.49	EA	89.80	
7	1500.0	1500.0		208331	2 DRISPLX SDR11 PE2708 6500 GAS PIPE 500	99.62	CFT	1494.30	
8	16	16		240767	5-1/4 B&T SCREW VAL BX WHT ABS 40-60 GA	82.09	EA	1313.44	
						STATE SALES TAX - FLORIDA		235.91	
						COUNTY SALES TAX- HIGHLANDS CO FL		50.00	
							Invoice Amount	4,217.69	

This Sale is Governed by Consolidated Pipe & Supply's terms & conditions of sale found at [www.Consolidatedpipe.com](http://www.Consolidatedpipe.com)

REMIT TO: DEPT. 3147 P.O. BOX 2153 BIRMINGHAM, AL. 35287-3147

INVP

# Consolidated Pipe & Supply

3010 EUNICE AVE.  
ORLANDO FL 32808

INVOICE DATE  
1/16/2018

7780164-000-000

PAGE  
1 OF 1

## Original Invoice

Account No.  
770252

SHIP TO SEBRING GAS SYSTEM  
3515 US HIGHWAY 27 S

SOLD TO:

SEBRING GAS SYSTEM  
3515 US HIGHWAY 27 S

SEBRING

FL 33870

JOB: STOCK

SEBRING

FL 33870

Customer Order No.			Terms of Sale		Ship Via		
STOCK			NET 30		OUR TRUCK 4928 DM		
Freight			F.O.B.	Ship Date	Ship From		
PREPAID			DESTINATION	1/16/2018	CPS-ORLANDO		
Line No.	Ordered	Shipped	Product No.	Description	Unit Price	Per.	Sales Amount
1	6	6	253778	#10 YELLOW TRACING WIRE PE-30, 22 SLD 500	97.35	EA	104.66 584.10
2	2000.0	2000.0	208582	1-1/4 DRISPLX SDR10 PE2708 6500 GAS PIPE 500	84.95	CFT	1699.00
3	1000.0	1000.0	208333	1/2 DRISPLX 090 CTS PE2708 6500 GAS TBG 500	24.16	CFT	241.60
4	10	10	243909	3/4X5/8 CENTRAL 6360502 2708 RB RISER PT	29.73	EA	297.30
6	20	20	212503	1 PERPIPE SDR11 2708 SF 90 EL	1.95	EA	39.00
7	20	20	212506	1 PERPIPE SDR11 2708 SF CPLG	1.27	EA	25.40
8	20	20	212498	1/2 PERPIPE .090 2708 CTS SF CPLG	.82	EA	16.40
STATE SALES TAX - FLORIDA							174.17
COUNTY SALES TAX - HIGHLANDS CO FL							43.54
Invoice Amount							3,120.51

This Sale is Governed by Consolidated Pipe & Supply's terms & conditions of sale found at [www.Consolidatedpipe.com](http://www.Consolidatedpipe.com)

REMIT TO: DEPT. 3147 P.O. BOX 2153 BIRMINGHAM, AL. 35287-3147

# Consolidated Pipe & Supply Co., Inc.

3010 EUNICE AVE. FL 32808  
ORLANDO

INVOICE DATE  
6/06/2017

INVOICE NUMBER:  
7772504-000-000  
PAGE  
1 OF 2

Original Invoice

Account No.  
770252

SHIP TO: SEBRING GAS SYSTEM  
3515 US HIGHWAY 27 S

SOLD TO:

SEBRING GAS SYSTEM  
3515 US HIGHWAY 27 S

SEBRING FL 33870  
JOB: STOCK

SEBRING

FL 33870

Customer Order No.:		Terms of Sale		Ship Via				
		NET 30		OUR TRUCK 5657 DM				
Freight		F.O.B.		Ship Date				
PREPAID & CHARGE		SHIPPING POINT		6/06/2017				
Line No.	Ordered	Shipped	Back Ordered	Product No.	Description	Unit Price	Per	Sales Amount
1	20	2.64	20	212518	1-1/4 PERPIPE SDR11 2708 SF CPLG	1.51	EA	30.16 25.60
2	20		20	212506	1 PERPIPE SDR11 2708 SF CPLG	1.50	EA	29.95 25.40
3	8		0	234816	1 KEROTEST SDR11 2406 POLY V 99041111	35.00	EA	0.00
4	8		8	245353	1-1/4 KEROTEST 99051293 SDR9.3 PE4710 POLYV	52.70 48.71	EA	421.55 389.68
5	6		6	212583	4X2 PERPIPE SDR11 2708 BF RED	9.30 8.24	EA	55.79 49.44
6	6		6	212581	2X1-1/4 PERPIPE SDR11 2708 BF RED	4.99 4.23	EA	29.93 25.38
7	10		10	212497	1/2 PERPIPE .090 2708 CTS SF TEE	1.88 1.51	EA	18.80 15.10
8	10		10	212496	1/2 PERPIPE .090 2708 CTS SF CAP	1.55 1.19	EA	15.44 11.90
9	500.0	500.0	+ 20	208583	1 DRISPLX SDR11 PE2708 6500 GAS 500 PIPE 54	46.40	CFT	269.40 232.00
10	500.0	500.0	+ 20	208582	1-1/4 DRISPLX SDR10 PE2708 6500 GAS PIPE 500 86	76.21	CFT	429.63 381.05
11	500.0	500.0	+ 20	208331	2 DRISPLX SDR11 PE2708 6500 GAS PIPE 500 1.08	96.00	CFT	536.00 480.00
12	4		4	214501	#12 YELLOW TRACING WIRE SOLID (EACH) 500 ROLL 2000	60.00	EA	260.64 240.00
13	4		4	232632	2X2 IPEX 3408/4710 EF/US TT 228274 90.73	83.78	EA	362.90 335.12

This Sale is Governed by Consolidated Pipe & Supply's terms & conditions of sale found at www.Consolidatedpipe.com



# Consolidated Pipe & Supply Co., Inc.

3010 EUNICE AVE.  
ORLANDO FL 32808

INVOICE DATE  
8/15/2018

INVOICE NUMBER  
7783252-000-000

PAGE  
1 of 1

Original Invoice

Account No.  
770252

SOLD TO:

SHIP TO: SEBRING GAS SYSTEM  
3515 US HIGHWAY 27 S  
ATTN: CAMERON

SEBRING GAS SYSTEM  
3515 US HIGHWAY 27 S

SEBRING FL 33870

SEBRING FL 33870

JOB: STOCK

Customer Order No.:		Terms of Sale		Ship Via				
VERBAL		NET 30		AAA 11540175				
Freight		F.O.B.		Ship Date				
PREPAID & CHARGE		DESTINATION		8/13/2018				
Line No.	Ordered	Shipped	Back Ordered	Product No.	Description	Unit Price	Per	Sales Amount
1	20	11	✓	9 259390	3/4X1/2 CENTRAL 6500563 IP SXCTSA 2708 THRDTRA	12.17	EA	151.82 133.87 ✓
2	10	10	✓	254472	1 CENTRAL 2708 IPSXMP TRANS 6500564	17.16	EA	192.33 171.60 ✓
5	6	6	✓	232632	2X2 IPEX 3408/4710 EF/US TT 228274	83.78	EA	48.30 502.68 ✓
6	10	10	✓	250186	1 UMAC/EFV IPS 2708 SDR11 SERIES 1800	24.80	EA	254.51 248.00 ✓
7	6	6	✓	226351	2 KEROTEST SDR11 2406 POLYV 99042011	61.00	EA	401.36 366.00 ✓
8	6	6	✓	234816	1 KEROTEST SDR11 2406 POLYV 99041111	35.00	EA	233.66 210.00 ✓
9	10	10	✓	243909	3/4X5/8 CENTRAL 6360502 2708 RB RISER PT	31.31	EA	344.50 313.10 ✓
10	4	4	✓	253776	1X1 CENTRAL 6380287 2708 PB RISER PT	46.00	EA	205.69 184.00 ✓
FREIGHT STATE SALES TAX - FLORIDA COUNTY SALES TAX - HIGHLANDS CO FL								63.27 127.76 31.94

This Sale is Governed by Consolidated Pipe & Supply's terms & conditions of sale found at www.Consolidatedpipe.com

REMIT TO: DEPT. 3147 P.O. BOX 2153 BIRMINGHAM, AL. 35287-3147

Invoice Amount



# Consolidated Pipe & Supply Co., Inc.

3010 EUNICE AVE.  
ORLANDO FL 32808

INVOICE DATE  
12/18/2018

INVOICE NUMBER  
7784968-000-000

PAGE  
2 of 3

Original Invoice

Account No.  
770252

SOLD TO:

SEBRING GAS SYSTEM  
3515 US HIGHWAY 27 S

SHIP TO:

SEBRING GAS SYSTEM  
3515 US HIGHWAY 27 S  
ATTN: CAMERON MINZIE

SEBRING

FL 33870

SEBRING

FL 33870

JOB:

STOCK

Customer Order No.				Terms of Sale				Ship Via			
VERBAL				NET 30				AAA 11541896			
Freight				F.O.B.				Ship Date			
PREPAID & CHARGE				DESTINATION				12/11/2018			
Line No.	Ordered	Shipped	Back Ordered	Product No.	Description	Unit Price	Per	Sales Amount			
15	5	5	5.75	234814	1-1/4 KEROTEST SDR11 2406 POLYV 99041211 42.77	38.71	EA	213.82	193.55		
16	40	40		212657	2 PERPIPE SDR11 2708 SF CAP 3.79	3.39	EA	151.62	135.60		
17	40	40		212539	2 PERPIPE SDR11 2708 SF CPLG 1.76	1.50	EA	70.25	60.00		
18	40	40		212529	2 PERPIPE SDR11 2708 SF 90 EL 3.59	3.20	EA	143.35	128.00		
19	20	20		212604	2 PERPIPE SDR11 2708 BF TEE 6.20	5.50	EA	124.00	110.00		
20	10	10		212608	2 PERPIPE SDR11 2708 BF 90 EL 5.13	4.23	EA	51.23	42.30		
21	40	40		212536	2 PERPIPE SDR11 2708 SF TEE 5.09	4.60	EA	207.55	184.00		
22	10	10		212553	2X1 PERPIPE SDR11 2708 SF RED 5.42	4.97	EA	59.18	49.70		
23	5	5		226351	2 KEROTEST SDR11 2406 POLYV 99042011 66.73	61.00	EA	333.62	305.00		
25	4	4		240657	1-1/4X3/4 INNOGAZ EF TT 85001275 99.19	90.93	EA	396.75	363.72		
26	10	10		259390	3/4X1/2 CENTRAL 6500563 IPSXCTSA 2708 THRDTRA 13.00	12.17	EA	136.53	121.70		
27	5	5		254472	1 CENTRAL 2708 IPSXMPT TRANS 6500564 19.60	17.16	EA	37.99	85.80		
28	20	20		243909	3/4X5/8 CENTRAL 6360502 2708 RB RISER PT 33.95	31.31	EA	678.2	626.20		
29	5	5		203544	3/4X3/4 PERF 79208 2708 PB RISER PT 22.80	25.80	EA	144.43	129.00		
30	10	10		253776	1X1 CENTRAL 6380287 2708 PB RISER PT 50.02	46.00	EA	500.25	460.00		
								Invoice Amount			

This Sale is Governed by Consolidated Pipe & Supply's terms & conditions of sale found at [www.Consolidatedpipe.com](http://www.Consolidatedpipe.com)

3/14/2016

3010 EUNICE AVE.  
ORLANDO FL 32808

Original Invoice

Account No.  
770252

SHIP TO: SEBRING GAS SYSTEM  
3515 US HIGHWAY 27 S

SOLD TO:

SEBRING GAS SYSTEM  
3515 US HIGHWAY 27 S

JOB: SEBRING STOCK

FL 33870

SEBRING

FL 33870

Customer Order No. VERBAL				Terms of Sale NET 30		Ship Via BEST WAY			
Freight PREPAID				Ship Date 3/14/2016		Ship From CPS-ORLANDO			
Line No.	Ordered	Shipped	Back Ordered	Product No.	Description	Unit Price	Per	Sales Amount	
15	4	4		212588	4 PERPIPE SDR11 2708 BF 90 EL	11.90	EA	47.60	
16	4	4		212495	1/2 PERPIPE SDR11 2708 CTS SF 90 EL	1.75	EA	7.00	
17	6	6		212511	1-1/4 PERPIPE SDR11 2708 SF 90 EL	2.10	EA	12.60	
18	4	4		212529	2 PERPIPE SDR11 2708 SF 90 EL	4.10	EA	16.40	
20	4	4		253568	1-1/4 UMAC/EFV IPS 2708 SDR11 SERIES 1800	52.20	EA	208.80	
							54.99		322.85
STATE SALES TAX - FLORIDA									50.00
COUNTY SALES TAX- HIGHLANDS CO FL									
Invoice Amount								5,753.7	

SERVICE CHARGES BASED ON LEGAL RATE, OR 1.5% PER MONTH ARE ASSESSED ON OVERDUE AMOUNTS.

REMIT TO: DEPT. 3147 P.O. BOX 2153 BIRMINGHAM, AL. 35287-3147

TERMS AND CONDITIONS ARE LISTED ON REVERSE

September 27, 2017

(all) - Medical Way & Desoto Rob.

Part Description	Qty Used	
✓ 2" PE <sup>Poly</sup> Ball Valve	1	66.73
✓ 2" x 2" Tap Tee EF	1	91.39
✓ 2" PE socket coupling (SF)	2	1.76 1.62
✓ large valve box (SCREW TOP)	1	89.69

249.19

# Consolidated Pipe & Supply Co., Inc.

3010 EUNICE AVE.  
ORLANDO FL 32808

INVOICE DATE  
12/18/2018

INVOICE NUMBER  
7784968-000-000

Original Invoice

PAGE  
2 of 3

SOLD TO:

Account No.  
770252

SHIP TO:

SEBRING GAS SYSTEM  
3515 US HIGHWAY 27 S  
ATTN: CAMERON MINZIE

SEBRING GAS SYSTEM  
3515 US HIGHWAY 27 S

SEBRING

FL 33870

SEBRING

FL 33870

JOB:

STOCK

Customer Order No.			Terms of Sale			Ship Via		
VERBAL			NET 30			AAA 11541896		
Freight PREPAID & CHARGE			F.O.B. DESTINATION			Ship Date 12/11/2018		
Line No.	Ordered	Shipped	Back Ordered	Product No.	Description	Unit Price	Per	Sales Amount
15	5	5	5.75	234814	1-1/4 KEROTEST SDR11 2406 POLYV 99041211	38.71	EA	213.82 193.55
16	40	40		212657	2 PERPIPE SDR11 2708 SF CAP	3.79	EA	151.52 135.60
17	40	40		212539	2 PERPIPE SDR11 2708 SF CPLG	1.76	EA	70.25 60.00
18	40	40		212529	2 PERPIPE SDR11 2708 SF 90 EL	3.59	EA	143.25 128.00
19	20	20		212604	2 PERPIPE SDR11 2708 BF TEE	6.20	EA	124.00 110.00
20	10	10		212608	2 PERPIPE SDR11 2708 BF 90 EL	5.13	EA	51.23 42.30
1	40	40		212536	2 PERPIPE SDR11 2708 SF TEE	5.09	EA	203.55 184.00
2	10	10		212553	2X1 PERPIPE SDR11 2708 SF RED	5.92	EA	59.18 49.70
3	5	5		226351	2 KEROTEST SDR11 2406 POLYV 99042011	61.00	EA	332.62 305.00
5	4	4		240657	1-1/4X3/4 INNOGAZ EF TT	99.19	EA	396.75 363.72
6	10	10		259390	3/4X1/2 CENTRAL 6500563 IPSXCTSA 2708 THRDTRA	13.04	EA	130.48 121.70
7	5	5		254472	1 CENTRAL 2708 IPSXMPT TRANS	17.16	EA	47.99 85.80
3	20	20		243909	3/4X5/8 CENTRAL 6360502 2708 RB RISER PT	31.31	EA	626.20 626.20
1	5	5		203544	3/4X3/4 PERF 79208 2708 PB RISER PT	25.80	EA	129.00 129.00
1	10	10		253776	1X1 CENTRAL 6380287 2708 PB RISER PT	46.00	EA	460.00 460.00
						Invoice Amount		

This Sale is Governed by Consolidated Pipe & Supply's terms & conditions of sale found at [www.Consolidatedpipe.com](http://www.Consolidatedpipe.com)



# Consolidated Pipe & Supply Co., Inc.

3010 EUNICE AVE.  
ORLANDO FL 32808

INVOICE DATE  
8/15/2018

INVOICE NUMBER  
7783252-000-000

PAGE  
1 OF 1

Original Invoice

Account No.  
770252

SOLD TO:

SEBRING GAS SYSTEM  
3515 US HIGHWAY 27 S

SEBRING FL 33870

SHIP TO:

SEBRING GAS SYSTEM  
3515 US HIGHWAY 27 S  
ATTN: CAMERON

SEBRING

FL 33870

JOB:

STOCK

Customer Order No.:		Terms of Sale		Ship Via				
VERBAL		NET 30		AAA 11540175				
Freight		F.O.B.		Ship Date				
PREPAID & CHARGE		DESTINATION		8/13/2018				
Line No.	Ordered	Shipped	Back Ordered	Product No.	Description	Unit Price	Per	Sales Amount
1	20		11 ✓	259390	3/4X1/2 CENTRAL 6500563 IPXCTSA 2708 THRDTRA	13.81	EA ✓	151.82 133.87 ✓
2	10		10 ✓	254472	1 CENTRAL 2708 IPSXMPT TRANS 6500564	19.24	EA ✓	192.38 171.60 ✓
5	6		6 ✓	232632	2X2 IPEX 3408/4710 EF/US TT 228274	91.39	EA ✓	48.30 502.68 ✓
6	10		10 ✓	250186	1 UMAC/EFV IPS 2708 SDR11 SERIES 1800	27.46	EA	274.51 248.00 ✓
7	6		6 ✓	226351	2 KEROTEST SDR11 2406 POLYV 99042011	66.90	EA ✓	401.36 366.00 ✓
8	6		6 ✓	234816	1 KEROTEST SDR11 2406 POLYV 99041111	38.90	EA ✓	233.66 210.00 ✓
9	10		10 ✓	243909	3/4X5/8 CENTRAL 6360502 2708 RB RISER PT	34.45	EA	344.50 313.10 ✓
10	4		4 ✓	253776	1X1 CENTRAL 6380287 2708 PB RISER PT	51.43	EA	205.69 184.00 ✓
FREIGHT STATE SALES TAX - FLORIDA COUNTY SALES TAX - HIGHLANDS CO FL								63.27 127.76 31.94

7.91 2018 Shipping

159.70  
50.00

This Sale is Governed by Consolidated Pipe & Supply's terms & conditions of sale found at [www.Consolidatedpipe.com](http://www.Consolidatedpipe.com)

Invoice Amount

REMIT TO: DEPT. 3147 P.O. BOX 2153 BIRMINGHAM, AL. 35287-3147

*Consolidated Pipe & Supply Co., Inc.*

ORLANDO EUNICE AVE. FL 32808

INVOICE DATE  
7/17/2017

INVOICE NUMBER  
7772953-000-000

PAGE  
1 OF 1

Original Invoice

Account No.  
770252

SOLD TO:

SHIP TO: SEBRING GAS SYSTEM  
3515 US HIGHWAY 27 S  
ATTN: CAMERON

SEBRING GAS SYSTEM  
3515 US HIGHWAY 27 S

SEBRING FL 33870

SEBRING FL 33870

JOB: STOCK

Customer Order No.		STOCK		Terms of Sale		Ship Via		
				NET 30		AAA 96047712		
Freight		F.O.B.		Ship Date		Ship From		
PREPAID		DESTINATION		7/07/2017		CPS-ORLANDO		
Line No.	Ordered	Shipped	Back Ordered	Product No.	Description	Unit Price	Per	Sales Amount
1	20	20		212553	2X1 PERPIPE SDR11 2708 SF RED	4.97	EA	99.40
2	20	20		212539	2 PERPIPE SDR11 2708 SF CPLG	1.50	EA	30.00
3	20	20		212657	2 PERPIPE SDR11 2708 SF CAP	3.39	EA	67.80
4	8	8		226351	2 KEROTEST SDR11 2406 POLY VAL 99042011	59.63	EA	477.04
5	6	6		214501	#12 YELLOW TRACING WIRE SOLID (EACH) 500 ROLL	60.00	EA	360.00
6	20	20		212548	1-1/4X1 PERPIPE SDR11 2708 SF RED	4.49	EA	89.80
7	1500.0	1500.0		208331	2 DRISPLX SDR11 PE2708 6500 GAS PIPE 500	99.62	CFT	1494.30
8	16	16		240767	5-1/4 B&T SCREW VAL BX WHT ABS 40-60 GA	82.09	EA	1313.44
						STATE SALES TAX - FLORIDA		235.91
						COUNTY SALES TAX- HIGHLANDS CO FL		50.00
							Invoice Amount	4,217.69

This Sale is Governed by Consolidated Pipe & Supply's terms & conditions of sale found at [www.Consolidatedpipe.com](http://www.Consolidatedpipe.com)

REMIT TO: DEPT. 3147 P.O. BOX 2153 BIRMINGHAM, AL. 35287-3147

INVER

TICKET NUMBER

DATE 2 / 26 / 2019

SEBRING GAS SYSTEM, INC.

Carl

ACCOUNT NUMBER 420420304

3815 US Hwy 27 S  
SEBRING, FL 33870

Telephone 888/305-8191

NAME STEVE L MULLEN TELEPHONE SERVICE ADDRESS 2800 JACKSON HWY S DR

MAILING ADDRESS SERVICE REQUESTED Reconnect Service LINE Abandoned 2018

CITY STATE ZIP SEBRING, FL 33870 METER NO. METER# METER READING

RDWG ADDRESS RDWG CITY STATE ZIP

TECHNICIAN 1 Casey Steven Technician 2 Kenneth Dylan TRUCK NO. 9261254 MILES START 4.00 MILES END 5.50 TIME DISP. TIME START TIME END NO. CHG. CODE O.T. HOURS INCOMP. PART I/1 NEEDED

CP. PRESS. LOCK-UP PRESSURE TEST PRESSURE START TIME END TIME WORK PERFORMED

380.01

Table with columns: PART NO, QTY, DESCRIPTION, AMOUNT. Includes entries for 3/4" J-gam, 3/4" EFL, 1 1/2" PE PATCH PIECE, 83 1/2" PE REINSTATED INTO PLANT.

WORK PERFORMED: Prev Reading @ CURR READING Dig up ext service line, squeeze off live section of service, install EFL + reconnect service line, install new j-gam on riser, remove squeeze tool, check for leaks w/ leak detector, no leaks.

Table with columns: DESCRIPTION, CODE, AMOUNT. Includes entries for Service (24), SUB TOTAL, TAX, TOTAL DUE, AMOUNT RECEIVED.

TOTAL MATERIAL

EXPLAINED: SYSTEM OPERATION SERVICE WORK DONE YES NO YES NO

CALL BEFORE YOU DIG Please help protect the gas utility against accidental outages from damaged gas lines by calling at least 48 hours before you dig or drill. toll free 1-800-432-4770. We will locate gas line for you free of charge.

TECHNICIAN'S SIGNATURE DATE 3-1-19

CUSTOMER'S SIGNATURE DATE

It is agreed and understood by the parties that all equipment and parts used pursuant hereto shall NOT become fixtures or part of the real estate where they are placed. Said parts and equipment shall at all times remain personal property, and the title thereto shall remain in the seller until payment in full is received. Buyer hereby agrees that all parts and equipment may be reassessed in the event of non-payment. I have authority to order the work as outlined above. I agree to pay all costs and reasonable attorney's fees if this invoice is placed in the hands of an attorney for collection. Any deposits paid herewith will be refunded 14 days from date services discontinued.

# Consolidated Pipe & Supply Co., Inc.

3010 EUNICE AVE.  
ORLANDO FL 32808

INVOICE DATE  
5/17/2017

INVOICE NUMBER  
7772256-000-000  
PAGE  
1 OF 1

Original Invoice

Account No.  
770252

SHIP TO: SEBRING GAS SYSTEM  
3515 US HIGHWAY 27 S

SOLD TO:

SEBRING GAS SYSTEM  
3515 US HIGHWAY 27 S

JOB: SEBRING  
STOCK

FL 33870

SEBRING

FL 33870

Customer Order No.		Terms of Sale		Ship Via				
STOCK		NET 30		UPS				
Freight		F.O.B.		Ship Date				
PREPAID & CHARGE		DESTINATION		5/16/2017				
Line No.	Ordered	Shipped	Back Ordered	Product No.	Description	Unit Price	Per	Sales Amount
1	10	10		243909	3/4X5/8 CENTRAL RB RISER PT	29.73	EA	297.30
2	20	20		221121	3/4 JOMAR 241-004T INSUL MTR STP	22.59	EA	451.80
3	2	2		214501	#12 YELLOW TRACING WIRE SOLID (EACH) 500 ROLL	60.00	EA	120.00
				1ZE1E1210397434561(3)				
				FREIGHT				52.60
				STATE SALES TAX - FLORIDA				52.15
				COUNTY SALES TAX - HIGHLANDS CO FL				13.04
Invoice Amount								986.89

This Sale is Governed by Consolidated Pipe & Supply's terms & conditions of sale found at [www.Consolidatedpipe.com](http://www.Consolidatedpipe.com)

REMIT TO: DEPT. 3147 P.O. BOX 2153 BIRMINGHAM, AL. 35287-3147





# Consolidated Pipe & Supply Co., Inc.

3010 EUNICE AVE.  
ORLANDO FL 32808

INVOICE DATE  
8/30/2018

INVOICE NUMBER  
7783451-000-000

PAGE  
1 OF 2

## Original Invoice

Account No.  
770252

SOLD TO:

SHIP TO:

SEBRING GAS SYSTEM  
3515 US HIGHWAY 27 S  
ATTN: CAMERON MENZIE

SEBRING

FL 33870

SEBRING GAS SYSTEM  
3515 US HIGHWAY 27 S

SEBRING

FL 33870

JOB: STOCK

Customer Order No.				Terms of Sale				Ship Via			
STOCK				NET 30				AAA 11517853			
Freight			F.O.B.			Ship Date			Ship From		
PREPAID & CHARGE			DESTINATION			8/23/2018			CPS-ORLANDO		
Line No.	Ordered	Shipped	Back Ordered	Product No.	Description	Unit Price	Per	Sales Amount			
1	30	✓30	4,84	221121	3/4 JOMAR 241-004T INSUL MTR STP	23.57 25.50	EA	707.10 764.87	✓		
2	20	✓20	4,84	212502	3/4 PERPIPE SDR11 2708 SF CPLG	.89 1.20	EA	17.80 23.98	✓		
3	40	✓40	4,84	212498	1/2 PERPIPE .090 2708 CTS SF CPLG	1.01 .82	EA	40.10 32.80	✓		
4	20	✓20	4,84	212496	1/2 PERPIPE .090 2708 CTS SF CAP	1.53 1.19	EA	30.43 23.80	✓		
5	40	✓40	4,84	212506	1 PERPIPE SDR11 2708 SF CPLG.	1.49 1.27	EA	59.45 50.80	✓		
6	20	✓20	4,84	212505	1 PERPIPE SDR11 2708 SF TEE	2.72 2.30	EA	54.29 46.00	✓		
7	15	✓15	4,84	253568	1-1/4 UMAC/EFV IPS 2708 SDR1152 SERIES 1800	32.22 48.37	EA	784.76 725.55	✓		
8	15	✓15	4,84	261121	1/2 UMAC/EFV CTS 2708 SERIES 800	17.97 16.41	EA	269.46 246.15	✓		
9	15	✓15	4,84	253567	3/4 UMAC/EFV IPS 2708 SDR11 SERIES 1800	17.44 17.78	EA	266.70 266.70	✓		
10	20	✓20	4,84	212548	1-1/4X1 PERPIPE SDR11 2708 SF RED	5.07 4.49	EA	101.38 89.80	✓		
11	10	✓10	4,84	203544	3/4X3/4 PERF 79208 2708 PB RISER PT	28.22 25.80	EA	282.19 258.00	✓		
12	2000.0	✓2000.0	+40.00	208583	1 DRISPLX SDR11 PE2708 6500 GAS 500 PIPE	71.41	CFT	1565.32 1428.20	✓		
13	1500.0	✓1500.0	+40.00	208584	3/4 DRISPLX SDR11 PE2708 6500 GAS PIPE 500	39.00	CFT	661.81 585.00	✓		

This Sale is Governed by Consolidated Pipe & Supply's terms & conditions of sale found at [www.Consolidatedpipe.com](http://www.Consolidatedpipe.com)

Invoice Amount

September 27, 2017

MAIN EXTENSION 2019

SEBRING GAS SYSTEM, INC.

3515 US HWY 27, SOUTH

SEBRING, FL 33870

863-385-0194

Construction Materials Form

154 - 376.01

Location:	MAIN EXTENSION EASEMENT BESIDE 1340 US 17 N
Date:	3-6-19

Part Description	Qty Used	
✓ 4" Yellow PE @ 3.43	525'	1800.75
✓ 10ga. Tracer Wire	1075'	196.98 25.20
✓ 2" PE Ball valve 64.11	2	128.22
✓ 4"x2" Tap Tee	1	100.82
✓ 2" EF Coupling	2 11.75	23.50
✓ 4"x2" BF Red. Coupling	2 9.30	18.60
2" SF Cap	1	3.40
✓ Large Valve Box SCREW TOP	2 <sup>87.69</sup> <del>87.69</del>	175.38

2472.85

# Consolidated Pipe & Supply Co., Inc.

3010 EUNICE AVE.  
ORLANDO FL 32808

INVOICE DATE  
3/06/2019

7790749-000-000

PAGE  
1 OF 1

Original Invoice

Account No  
770252

SHIP TO: SEBRING GAS SYSTEM  
1298 US HIGHWAY 17 N  
ATTN: CAMERON MENZIE

SOLD TO:

SEBRING GAS SYSTEM  
3515 US HIGHWAY 27 S

WAUCHULA

FL 33873

JOB: STOCK

FL 33870

Customer Order No. STOCK				Terms of Sale NET 30		Ship Via OUR TRUCK 4928 DM		
Freight PREPAID				F.O.B. DESTINATION		Ship From CPS-ORLANDO		
Line No.	Ordered	Shipped	Back Ordered	Product No.	Description	Unit Price	Per	Sales Amount
1	600.0	600.0		232758	4 DRISPLX SDR11.5 PE2708 6500 GAS PIPE 600	400.00	CFT	2400.00
2	15	15		240767	5-1/4 B&T SCREW VAL BX WHT ABS 40-60 GA	82.09	EA	1231.35
STATE SALES TAX - FLORIDA								217.88
COUNTY SALES TAX - HARDEE CO FL								36.31
						87.84	-	1317.54
Invoice Amount								3,885.54

This Sale is Governed by Consolidated Pipe & Supply's terms & conditions of sale found at [www.Consolidatedpipe.com](http://www.Consolidatedpipe.com)

REMIT TO: DEPT. 3147 P.O. BOX 2153 BIRMINGHAM, AL. 35287-3147

# Consolidated Pipe & Supply Co., Inc.

3010 EUNICE AVE.  
ORLANDO FL 32808

INVOICE DATE  
3/06/2019

INVOICE NUMBER  
7790766-000-000  
PAGE  
1 OF 1

Original Invoice

Account No.  
770252

SHIP TO: SEBRING GAS  
1298 US HWY 17 NORTH

SOLD TO:

WAUCHULA

FL 33873

SEBRING GAS SYSTEM  
3515 US HIGHWAY 27 S

JOB: STOCK

SEBRING

FL 33870

Customer Order No.				Terms of Sale NET 30		Ship Via OUR TRUCK 4928 DM		
Freight PREPAID				F.O.B. SHIPPING POINT		Ship Date 3/05/2019		
Line No.	Ordered	Shipped	Back Ordered	Product No.	Description	Unit Price	Per	Sales Amount
1	4	4		253778	#10 YELLOW TRACING WIRE PE-30 SLD 500 15'x STATE SALES TAX - FLORIDA COUNTY SALES TAX - HARDEE CO FL	109.80	EA	439.20
					3% of 439.20 = 13.18 3% of 117.47 = 3.52			26.35 4.39
						117.47 ÷ 500 =		
								24 PA
								21.
Invoice Amount								469.94

This Sale is Governed by Consolidated Pipe & Supply's terms & conditions of sale found at [www.Consolidatedpipe.com](http://www.Consolidatedpipe.com)

REMIT TO: DEPT. 3147 P.O. BOX 2153 BIRMINGHAM, AL. 35287-3147

# Pipe & Supply Co., Inc.

ORLANDO EUNICE AVE. FL 32808

INVOICE DATE  
7/17/2017

INVOICE NUMBER  
7772953-000-000

PAGE  
1 OF 1

Original Invoice

SOLD TO: SEBRING GAS SYSTEM  
3515 US HIGHWAY 27 S  
SEBRING FL 33870

SHIP TO: SEBRING GAS SYSTEM  
3515 US HIGHWAY 27 S  
ATTN: CAMERON

SEBRING FL 33870

JOB: STOCK

Customer Order No. STOCK				Terms of Sale NET 30		Ship Via. AAA 96047712			
Freight PREPAID				F.O.B. DESTINATION		Ship Date 7/07/2017			
Line No.	Ordered	Shipped	Back Ordered	Product No.	Description	Unit Price	Per	Sales Amount	
1	20	20		212553	2X1 PERPIPE SDR11 2708 SF RED	4.97	EA	99.40	
2	20	20		212539	2 PERPIPE SDR11 2708 SF CPLG	1.50	EA	30.00	
3	20	20		212657	2 PERPIPE SDR11 2708 SF CAP	3.39	EA	67.80	
4	8	8		226351	2 KEROTEST SDR11 2406 POLY VAL 99042011	59.63	EA	477.04	
5	6	6		214501	#12 YELLOW TRACING WIRE SOLID (EACH) 500 ROLL	60.00	EA	360.00	
6	20	20		212548	1-1/4X1 PERPIPE SDR11 2708 SF RED	4.49	EA	89.80	
7	1500.0	1500.0		208331	2 DRISPLX SDR11 PE2708 6500 GAS PIPE 500	99.62	CFT	1494.30	
8	16	16		240767	5-1/4 B&T SCREW VAL BX WHT ABS 40-60 GA	82.09	EA	1313.44	
								STATE SALES TAX - FLORIDA	235.91
								COUNTY SALES TAX- HIGHLANDS CO FL	50.00
This Sale is Governed by Consolidated Pipe & Supply's terms & conditions of sale found at <a href="http://www.Consolidatedpipe.com">www.Consolidatedpipe.com</a>								Invoice Amount	4,217.69

REMIT TO: DEPT. 3147 P.O. BOX 2155 BIRMINGHAM, AL. 35287-3147  
INVEP

# Consolidated Pipe & Supply Co., Inc.

3010 EUNICE AVE.  
ORLANDO FL 32808

INVOICE DATE  
6/06/2017

3/9

INVOICE NUMBER 7772504-000-000
PAGE 2 OF 2

Original Invoice

Account No.  
770252

SHIP TO: SEBRING GAS SYSTEM  
3515 US HIGHWAY 27 S

SOLD TO:

SEBRING GAS SYSTEM  
3515 US HIGHWAY 27 S

SEBRING

FL 33870

JOB: STOCK

SEBRING

FL 33870

Customer Order No.		Terms of Sale		Ship Via				
		NET 30		OUR TRUCK 5657 DM				
Freight		F.O.B.		Ship Date				
PREPAID & CHARGE		SHIPPING POINT		6/06/2017				
Ship From		Sales Amount						
CPS-ORLANDO								
Line No.	Ordered	Shipped	Back Ordered	Product No.	Description	Unit Price	Per	Sales Amount
14	4	4	2.64	254831	2X1-1/4 IPEX SDR11 PE4710 EF TT 528009	85.29	EA	369.42 341.16
15	4	4	2.60	221187	4X2 IPEX 3408/4710 EF/US TT 228025	93.18	EA	403.28 372.72
16	.0	.0				.00	CFT	.00
FREIGHT STATE SALES TAX - FLORIDA COUNTY SALES TAX - HIGHLANDS CO FL								89.00 175.47 43.87
Freight 264 260								
This Sale is Governed by Consolidated Pipe & Supply's terms & conditions of sale found at www.Consolidatedpipe.com								Invoice Amount 3,232.89

REMIT TO: DEPT. 3147 P.O. BOX 2153 BIRMINGHAM, AL. 35287-3147

# Consolidated Pipe & Supply Co., Inc.

3010 EUNICE AVE.  
ORLANDO FL 32808

INVOICE DATE  
9/01/2017

INVOICE NUMBER  
7773656-000-000

PAGE  
1 OF 1

**Original Invoice**

Account No.  
770252

SHIP TO: SEBRING GAS SYSTEM  
3515 US HIGHWAY 27 S  
ATTN: CAMERON MENZIE

154

SOLD TO:

SEBRING GAS SYSTEM  
3515 US HIGHWAY 27 S

SEBRING FL 33870

SEBRING

FL 33870

JOB: STOCK

Customer Order No.		Terms of Sale		Ship Via			
VERBAL		NET 30		UPS			
Freight		F.O.B.		Ship From			
PREPAID & CHARGE		DESTINATION		CPS-ORLANDO			
Ordered	Shipped	Back Ordered	Product No.	Description	Unit Price	Per	Sales Amount
20	20		287217	2 IPEX 3408/4710 EF CPLG 128028 11.75	10.80	EA	216.00
15	15		259390	3/4X1/2 CENTRAL 6500563 13.27 IPXCTSA 2708 THRDTRA	12.17	EA	182.55
4	4		260263	2 CENTRAL 2708 IPXMT TRANS 6500561 25.94	23.47	EA	93.88
20	20		216082	1/2 DRESS CTS BF EFV 0480-0157-009 20.71	11.50	EA	230.00
40	40		212498	1/2 PERPIPE .090 2708 CTS SF CPLG 1ZE1E1210393573883 1.76	.82	EA	32.80
FREIGHT STATE SALES TAX - FLORIDA COUNTY SALES TAX - HIGHLANDS CO FL							14.05 45.31 11.33
Invoice Amount:							825.92

This Sale is Governed by Consolidated Pipe & Supply's terms & conditions of sale found at www.Consolidatedpipe.com

REMIT TO: DEPT. 3147 P.O. BOX 2153 BIRMINGHAM, AL. 35287-3147

# Consolidated Pipe & Supply Co., Inc.

3010 EUNICE AVE.  
ORLANDO FL 32808

INVOICE DATE  
6/06/2017

INVOICE NUMBER:  
7772504-000-000

PAGE  
1 OF 2

Original Invoice

Account No.  
770252

SHIP TO: SEBRING GAS SYSTEM  
3515 US HIGHWAY 27 S

SOLD TO:

SEBRING GAS SYSTEM  
3515 US HIGHWAY 27 S

SEBRING

FL 33870

JOB: STOCK

SEBRING

FL 33870

Customer Order No.:				Terms of Sale NET 30		Ship Via OUR TRUCK 5657 DM		
Freight PREPAID & CHARGE				F.O.B. SHIPPING POINT		Ship Date 6/06/2017		
				Ship From CPS-ORLANDO				
Line No.	Ordered	Shipped	Back Ordered	Product No.	Description	Unit Price	Per	Sales Amount
1	20	2.64 20		212518 ✓	1-1/4 PERPIPE SDR11 2708 SF CPLG	1.51 1.28	EA	30.16 25.60
2	20	20		212506 ✓	1 PERPIPE SDR11 2708 SF CPLG	1.50 1.27	EA	29.95 25.40
3	8	0	8	234816	1 KEROTEST SDR11 2406 POLY V 99041111	35.00	EA	0.00
4	8	8		245353 ✓	1-1/4 KEROTEST 99051293 SDR9.3 PE4710 POLYV	52.70 48.71	EA	421.55 389.68
5	6	6		212583 ✓	4X2 PERPIPE SDR11 2708 BF RED	9.30 8.24	EA	55.79 49.44
6	6	6		212581 ✓	2X1-1/4 PERPIPE SDR11 2708 BF RED	4.99 4.23	EA	29.93 25.38
7	10	10		212497 ✓	1/2 PERPIPE .090 2708 CTS SF TEE	1.88 1.51	EA	18.80 15.10
8	10	10		212496 ✓	1/2 PERPIPE .090 2708 CTS SF CAP	1.55 1.19	EA	15.44 11.90
9	500.0	500.0	+20	208583 ✓	1 DRISPLX SDR11 PE2708 6500 GAS 500 PIPE 549	46.40	CFT	269.40 232.00
10	500.0	500.0	+20	208582 ✓	1-1/4 DRISPLX SDR10 PE2708 6500 GAS PIPE 500 86	76.21	CFT	429.63 381.0
11	500.0	500.0	+20	208331 ✓	2 DRISPLX SDR11 PE2708 6500 GAS PIPE 500 1.08	96.00	CFT	536.00 480.0
12	4	4		214501 ✓	#12 YELLOW TRACING WIRE SOLID (EACH) 500 ROLL 3000	60.00	EA	260.64 240.0
13	4	4		232632 ✓	2X2 IPEX 3408/4710 EF/US TT 228274 90.73	83.78	EA	362.92 335.1

This Sale is Governed by Consolidated Pipe & Supply's terms & conditions of sale found at www.Consolidatedpipe.com

Invoice Amount



Sebring Gas System, Inc.  
Payroll Allocation  
31-Mar-19

Account Numbers	Jerry Melendy, Jr		Kathy Snyder		Erinatt Beasley		James Corret		Casey Dixon		Dave Knelier		Cameron Menzie		Steve Meyer		Dylan Pruitt		Russell Melendy		Journal Code	Total \$ Journal Entry
	Total Payroll	Monthly Distribution (HOURS) (DOLLARS)	Total Payroll	Monthly Distribution (HOURS) (DOLLARS)	Total Payroll	Monthly Distribution (HOURS) (DOLLARS)	Total Payroll	Monthly Distribution (HOURS) (DOLLARS)	Total Payroll	Monthly Distribution (HOURS) (DOLLARS)	Total Payroll	Monthly Distribution (HOURS) (DOLLARS)	Total Payroll	Monthly Distribution (HOURS) (DOLLARS)	Total Payroll	Monthly Distribution (HOURS) (DOLLARS)	Total Payroll	Monthly Distribution (HOURS) (DOLLARS)	Total Payroll	Monthly Distribution (HOURS) (DOLLARS)		
891.00	0.00	0.00	0.00	0.00	0.00	0.00	0.00	0.00	4.00	75.40	0.00	0.00	2.00	53.18	3.50	45.57	0.00	0.00	0.00	0.00	891.00	174.15
376.01	0.00	0.00	0.00	0.00	12.50	185.23	0.00	0.00	25.00	471.23	0.00	0.00	31.50	837.57	21.00	273.42	4.50	73.24	0.00	0.00	376.01	1840.69
397.00	0.00	0.00	0.00	0.00	0.00	0.00	0.00	0.00	0.00	0.00	0.00	0.00	0.00	0.00	0.00	0.00	0.00	0.00	0.00	0.00	397.00	0.00
810.00	0.00	0.00	0.00	0.00	0.00	0.00	0.00	0.00	0.00	0.00	0.00	0.00	0.00	0.00	0.00	0.00	0.00	0.00	0.00	0.00	810.00	0.00
380.01	0.00	0.00	0.00	0.00	13.50	200.05	0.00	0.00	37.00	697.42	0.00	0.00	33.50	890.75	18.50	240.87	8.00	130.20	0.00	0.00	380.01	2159.29
362.00	0.00	0.00	0.00	0.00	8.00	133.36	0.00	0.00	7.00	131.95	0.00	0.00	3.00	79.77	5.00	65.10	3.00	46.83	0.00	0.00	362.00	459.00
364.00	0.00	0.00	0.00	0.00	1.00	14.82	0.00	0.00	0.00	0.00	0.00	0.00	0.50	13.29	0.00	0.00	0.00	0.00	0.00	0.00	364.00	28.11
870.00	0.00	0.00	0.00	0.00	0.00	0.00	0.00	0.00	0.00	0.00	0.00	0.00	50.50	1342.77	0.00	0.00	0.00	0.00	0.00	0.00	870.00	1342.77
878.00	0.00	0.00	0.00	0.00	8.00	118.55	0.00	0.00	4.50	84.82	0.00	0.00	2.00	53.18	8.50	110.67	3.30	56.98	0.00	0.00	878.00	424.18
879.00	0.00	0.00	0.00	0.00	31.00	459.37	0.00	0.00	55.00	1036.71	0.00	0.00	9.50	252.60	40.50	527.31	5.00	81.38	0.00	0.00	879.00	2357.36
874.00	0.00	0.00	0.00	0.00	71.50	1059.51	0.00	0.00	34.00	640.88	0.00	0.00	8.50	172.83	67.00	872.34	58.50	958.37	0.00	0.00	874.00	3713.92
867.00	0.00	0.00	0.00	0.00	0.50	7.41	0.00	0.00	0.00	0.00	0.00	0.00	0.00	0.00	0.00	0.00	2.00	32.55	0.00	0.00	867.00	39.96
892.00	0.00	0.00	0.00	0.00	4.50	65.68	0.00	0.00	5.00	94.25	0.00	0.00	8.50	172.83	5.00	65.10	6.00	97.65	0.00	0.00	892.00	495.51
893.00	0.00	0.00	0.00	0.00	1.50	22.23	0.00	0.00	8.00	113.10	0.00	0.00	0.50	13.29	3.00	39.08	0.50	8.14	0.00	0.00	893.00	195.82
894.00	0.00	0.00	0.00	0.00	10.50	155.59	0.00	0.00	6.00	150.79	0.00	0.00	0.50	13.29	7.00	91.14	8.50	105.79	0.00	0.00	894.00	516.61
902.00	0.00	0.00	0.00	0.00	34.00	355.64	0.00	0.00	0.50	9.42	0.00	0.00	1.50	39.88	0.50	6.51	6.00	146.48	0.00	0.00	902.00	531.34
903.01	0.00	0.00	0.00	0.00	1.50	22.23	0.00	0.00	0.00	0.00	0.00	0.00	1.50	39.88	0.50	6.51	2.00	32.55	0.00	0.00	903.01	101.17
920.00	188.50	10411.36	191.00	4527.41	0.00	0.00	192.00	3929.49	0.00	0.00	0.00	0.00	21.50	571.88	0.00	0.00	0.00	0.00	200.00	5861.65	920.00	25301.59
885.00	0.00	0.00	0.00	0.00	1.00	14.82	0.00	0.00	1.00	18.85	0.00	0.00	7.50	199.42	1.00	13.02	2.00	32.55	0.00	0.00	885.00	278.66
908.11	2.25	125.61	1.50	35.56	0.00	0.00	0.00	0.00	0.00	0.00	0.00	0.00	0.00	0.00	0.00	0.00	0.00	0.00	0.00	0.00	908.11	161.16
908.210	2.25	125.61	1.50	35.56	0.00	0.00	0.00	0.00	0.00	0.00	0.00	0.00	0.00	0.00	0.00	0.00	0.00	0.00	0.00	0.00	908.210	161.16
908.310	2.25	125.61	1.50	35.56	0.00	0.00	0.00	0.00	0.00	0.00	0.00	0.00	0.00	0.00	0.00	0.00	0.00	0.00	0.00	0.00	908.310	161.16
908.610	2.25	125.61	1.50	35.56	0.00	0.00	0.00	0.00	0.00	0.00	0.00	0.00	0.00	0.00	0.00	0.00	0.00	0.00	0.00	0.00	908.610	161.16
908.710	2.25	125.61	1.50	35.56	0.00	0.00	0.00	0.00	0.00	0.00	0.00	0.00	0.00	0.00	0.00	0.00	0.00	0.00	0.00	0.00	908.710	161.16
908.810	2.25	125.61	1.50	35.56	0.00	0.00	0.00	0.00	0.00	0.00	0.00	0.00	0.00	0.00	0.00	0.00	0.00	0.00	0.00	0.00	908.810	161.16
107.030	0.00	0.00	0.00	0.00	0.00	0.00	0.00	0.00	0.00	0.00	0.00	0.00	0.00	0.00	0.00	0.00	0.00	0.00	0.00	0.00	107.030	0.00
107.01	0.00	0.00	0.00	0.00	0.00	0.00	0.00	0.00	0.00	0.00	0.00	0.00	0.00	0.00	0.00	0.00	0.00	0.00	0.00	0.00	107.01	0.00
107.02	0.00	0.00	0.00	0.00	0.00	0.00	0.00	0.00	0.00	0.00	0.00	0.00	2.00	53.18	0.00	0.00	0.00	0.00	0.00	0.00	107.02	53.18
880.03	0.00	0.00	0.00	0.00	12.00	177.62	0.00	0.00	9.00	169.64	0.00	0.00	14.00	372.25	0.00	0.00	0.00	0.00	0.00	0.00	880.03	719.72
378.00	0.00	0.00	0.00	0.00	0.00	0.00	0.00	0.00	0.00	0.00	0.00	0.00	0.00	0.00	0.00	0.00	0.00	0.00	0.00	0.00	378.00	0.00
379.00	0.00	0.00	0.00	0.00	0.00	0.00	0.00	0.00	0.00	0.00	0.00	0.00	1.00	26.59	0.00	0.00	0.00	0.00	0.00	0.00	379.00	26.59
926.02	0.00	0.00	0.00	0.00	0.00	0.00	0.00	8.00	150.79	0.00	0.00	0.00	0.00	0.00	0.00	0.00	0.00	0.00	0.00	0.00	926.02	314.52
908.13	0.00	0.00	0.00	0.00	0.00	0.00	0.00	0.00	0.00	0.00	0.00	0.00	0.00	0.00	0.00	0.00	0.00	0.00	0.00	0.00	908.13	0.00
908.23	0.00	0.00	0.00	0.00	0.00	0.00	0.00	0.00	0.00	0.00	0.00	0.00	0.00	0.00	0.00	0.00	0.00	0.00	0.00	0.00	908.23	0.00
908.33	0.00	0.00	0.00	0.00	0.00	0.00	0.00	0.00	0.00	0.00	0.00	0.00	0.00	0.00	0.00	0.00	0.00	0.00	0.00	0.00	908.33	0.00
107.00	0.00	0.00	0.00	0.00	0.00	0.00	0.00	0.00	0.00	0.00	0.00	0.00	0.00	0.00	0.00	0.00	0.00	0.00	0.00	0.00	107.00	0.00
880.01	0.00	0.00	0.00	0.00	0.00	0.00	0.00	0.00	0.00	0.00	0.00	0.00	0.00	0.00	0.00	0.00	0.00	0.00	0.00	0.00	880.01	0.00
912.00	0.00	0.00	0.00	0.00	0.00	0.00	0.00	0.00	0.00	0.00	104.00	1410.55	1.00	26.59	0.00	0.00	0.00	0.00	0.00	0.00	912.00	1437.14
934.00	0.00	0.00	0.00	0.00	0.00	0.00	0.00	0.00	0.00	0.00	4.50	119.65	0.00	0.00	0.00	0.00	0.00	0.00	0.00	0.00	934.00	119.65
926.02	0.00	0.00	0.00	0.00	0.00	0.00	0.00	0.00	0.00	0.00	0.00	0.00	0.00	0.00	0.00	0.00	0.00	0.00	0.00	0.00	926.02	-0.03
	200.00	11165.00	200.00	4740.74	202.00	2,993.29	200.00	4093.22	204.00	3845.26	104.00	1410.55	200.00	5317.92	181.00	2356.81	111.50	1614.67	200.00	5861.65	-184.00	43598.86

Ctrl total: 43598.86

# Ernest Beasley - March

## Sebring Gas System, Inc. Payroll

Description	Code	Week 1	Week 2	Week 3	Week 4	Week 5	Totals
Construction	107.00						0
Installation Mains, Plastic	376.01			9	1	2.5	12.5
Installation Communication Equipment	397.00						0
Installations Services, Plastic	380.01		1.5	3.5	0.5	8	13.5
Installation Meters	382.00		3.5			5.5	9
Installation Regulators	384.00					1	1
Abandonment Mains & Services	810.00						0
Training	880.03	12					12
Gate Station	891.00						0
Supervision Operations	870.00						0
Exp. Meters, Regulators,	878.00		1	3.5	1.5	2	8
Exp. Customer Installation	879.00	8	5.5	4.5	4	9	31
Exp. Misc. Distribution	880.00						0
Exp. Mains and Services	874.00	14	18	17	21.5	1	71.5
Maintenance of Mains	887.00	0.5					0.5
Maintenance Services	892.00				1	3.5	4.5
Maintenance Meters and Regulators	893.00		0.5		1		1.5
Maintenance, Other Eqmt.	894.00			1	9	0.5	10.5
Exp. Meter Rend	902.00	6	11			7	24
Exp. Billing	903.00	0.5		0.5	0.5		1.5
Expense Sales	912.00						0
Exp. Administration	920.00						0
ECCR Residential Advert	908.23						0
Exp. Gen. Meeting	885.00			1			1
Employee Benefits	926.02						0
Hardee / Desoto Gates	378.00						0
Diner f.k Gate	379.00						0
Total		41	41	40	40	40	202

**SEBRING GAS SYSTEM, INC.  
EMPLOYEE DAILY REPORT**

**NAME:** Emmett Beasley    **DAY:** Mon.    **DATE:** 3/11/19

TIME	TYPE OF WORK PERFORMED	ACCOUNT NO.
08:00	@office get w/o	874
08:30	@warehouse, gather acct	879
09:00	Inspiration, running acct through	879
09:30	house	
10:00	↓	↓
10:30		
11:00	↓	↓
11:30	Lunch	
12:00	↓	
12:30	Inspiration - finishing running acct	879
1:00	& airing lines for truck frost	↓
1:30	@warehouse, unloading truck	874
2:00	locates	874
2:30	↓	↓
3:00	Locate tap tee @ Desert 2	874 376.01
3:30	Medical away	↓ ↓
4:00	Check pipe @ Goodwill @	874 894
4:30	fill truck w/ gas	↓ ↓
5:00		
5:30		
6:00		

**RECAP OF HOURS**

ACCOUNT NUMBER	NO. OF HOURS
874	4 2
879	4
376.01	1
894	1
<b>TOTAL</b>	8

**SEBRING GAS SYSTEM, INC.  
EMPLOYEE DAILY REPORT**

**NAME** *Emmett Beasley*      **DAY** *Tues.*      **DATE** *3/12/17*

TIME	TYPE OF WORK PERFORMED	ACCOUNT NO.
08:00		
08:30	<i>@office, get work order</i>	<i>874</i>
09:00	<i>Tying in new main w/ valves</i>	<i>376.01</i>
09:30		
10:00		
10:30		
11:00		
11:30		
12:00		
12:30		
1:00		
1:30	<i>Air pressure up new mains</i>	
2:00	<i>General Meeting</i>	<i>885</i>
2:30		
3:00	<i>Drawing asbuilts &amp; valve location</i>	<i>376.01</i>
3:30	<i>Reports</i>	
4:00		
4:30		
5:00		
5:30		
6:00		

**RECAP OF HOURS**

ACCOUNT NUMBER	NO. OF HOURS
<i>874</i>	<i>1/2</i>
<i>885</i>	<i>1</i>
<i>376.01</i>	<i>6 1/2</i>
<b>TOTAL</b>	<i>8</i>

**SEBRING GAS SYSTEM, INC.  
EMPLOYEE DAILY REPORT**

**NAME:** Emmett Beasley      **DAY:** Wed.      **DATE:** 3/13/19

TIME	TYPE OF WORK PERFORMED	ACCOUNT NO
08:00	@ office, get w/o	878
08:30	↓	↓
09:00	Read & Seals	878
09:30	Locates	874
10:00	1025 Banyan Bay - CK Waterheaters	879
10:30	Asbuid's & backfill valve box's	376.01
11:00	↓	↓
11:30	At office, get w/o	874
12:00	1233 Citrus Terrace - Turn on	903
12:30	359 <del>oak</del> Oak Ave. - Turn on	878
1:00	↓	↓
1:30	↓	↓
2:00	@ office, get w/o	874
2:30	Lunch	
3:00	↓	
3:30	2837 Paradise Path - Turn on	878
4:00	@ office, drop off w/o	874
4:30	Locates - MEDICAL WAY NEWMAN	<del>874</del> 376.01
5:00		
5:30		
6:00		

**RECAP OF HOURS**

ACCOUNT NUMBER	NO OF HOURS
874	2 1/2
878	3 1/2
903	1/2
376.01	1.5
879	1/2
<b>TOTAL</b>	<b>8</b>

**SEBRING GAS SYSTEM, INC.  
EMPLOYEE DAILY REPORT**

**NAME:** Emmett Beasley      **DAY:** Wed.      **DATE:** 3/20/19

TIME	TYPE OF WORK PERFORMED	ACCOUNT NO.
08:00	Locates	
08:30	↓	874
09:00	↓	
09:30	↓	
10:00	↓	
10:30	↓	
11:00	Locate	
11:30	↓	874
12:00	Lunch	↓
12:30	↓	
1:00	1306 Lakewood - bypass meter stop	892
1:30	↓	↓
2:00	Locates	874
2:30	Hilton - CK to see gen. Hooked up	<del>297</del> 380.01
3:00	Inspiration - pressure test gas lines	879
3:30	@ office, drop off wks	874
4:00	Edgewater - boring main & curve	<del>870</del> 376.01
4:30	↓	↓
5:00		
5:30		
6:00		

**RECAP OF HOURS**

ACCOUNT NUMBER	NO. OF HOURS
874	5
892	1
<del>397</del> 380.01	1/2
879	1/2
<del>870</del>	-
376.01	1
<b>TOTAL</b>	<b>8</b>

**SEBRING GAS SYSTEM, INC.  
EMPLOYEE DAILY REPORT**

**NAME:** Emmett Beasley      **DAY:** Thurs      **DATE:** 3/21/19

TIME	TYPE OF WORK PERFORMED	ACCOUNT NO.
08:00	Edgewater - CK pressures	<del>376.01</del> 376.01
08:30	Inspiration - CK pressures	879
09:00	Edgewater - relieve air pressure & Temp	376.01
09:30	tree for main in Brookfill	↓
10:00	Francis II - Turn offs	878
10:30	Francis I - Turn offs	878
11:00	Lunch	
11:30	↓	
12:00	Osceola - Finding main	<del>887</del> 380.01
12:30	↓	↓
1:00	↓	↓
1:30	↓	↓
2:00	2927 Las Vegas - leak call, replaced	879
2:30	copper line	↓
3:00	Osceola - Finding main	<del>887</del> 380.01
3:30	↓	↓
4:00	↓	↓
4:30	8078 Sebring Dr. - leak call	879
5:00		
5:30		
6:00		

**RECAP OF HOURS**

ACCOUNT NUMBER	NO. OF HOURS
376.01	1 1/2
879	2
878	1
<del>887</del> 380.01	3 1/2
<b>TOTAL</b>	<b>8</b>

**SEBRING GAS SYSTEM, INC.  
EMPLOYEE DAILY REPORT**

**NAME:** Emmett Beasley      **DAY:** Tues.      **DATE:** 3/26/19

TIME	TYPE OF WORK PERFORMED	ACCOUNT NO.
08:00	@ office, got w/o	874
08:30	3053 Paradise Path - turn off	878
09:00	Hilton - list materials	879
09:30	Edgewater - Aspbwicks	376.01
10:00	↓	↓
10:30	@ warehouse, gather materials	879
11:00	Lunch	
11:30	↓	
12:00	@ office, grab iron, program	382
12:30	Inspiration - program meter	↓
1:00	2458 Lakeview - installation req.	384
1:30	2458 Lakeview - installation meter	382
2:00	↓	↓
2:30	↓	↓
3:00	2458 Lakeview - trench PE to gen.	879
3:30	(8 fusing)	↓
4:00	↓	↓
4:30		
5:00	↓	↓
5:30		
6:00		

**RECAP OF HOURS**

ACCOUNT NUMBER	NO. OF HOURS
874	1/2
878	1/2
879	3 1/2
376.01	1
382	2 1/2
384	1/2
<b>TOTAL</b>	<b>8 1/2</b>

1.5 PRORATED TO  
4/3/19



# Casey Dixon - March

## Sebring Gas System, Inc. Payroll

Description	Code	Week 1	Week 2	Week 3	Week 4	Week 5	Totals
Construction	107.00						0
Installation Mains, Plastic	376.01	0.5	4	10	8	2.5	25
Installation Communication Equipment	397.00						0
Installations Services, Plastic	380.01		6.5	12	8	10.5	37
Installation Meters	382.00		1.5			5.5	7
Installation Regulators	384.00						0
Abandonment Mains & Services	810.00						0
Training	880.03	8		1			9
Gate Station	891.00				4		4
Supervision Operations	870.00						0
Exp. Meters, Regulators.	878.00	1.5				3	4.5
Exp. Customer Installation	879.00	18	20.5	3.5	1	12	55
Exp. Misc. Distribution	880.00						0
Exp. Mains and Services	874.00	10.5	6.5	4	10.5	2.5	34
Maintenance of Mains	887.00						0
Maintenance Services	892.00				1.5	3.5	5
Maintenance Meters and Regulators	893.00	1	3	1.5	0.5		6
Maintenance, Other Eqmt.	894.00			1	6.5	0.5	8
Exp. Meter Read	902.00	0.5					0.5
Exp. Billing	903.00						0
Expense Sales	912.00						0
Exp. Administration	920.00						0
ECCR Residential Advert	908.23						0
Exp. Gen. Meeting	885.00			1			1
Employee Benefits	926.02			8			8
Hardee / Desoto Gates	378.00						0
Diner Lk Gate	379.00						0
Total		40	42	42	40	40	204

**SEBRING GAS SYSTEM, INC.  
EMPLOYEE DAILY REPORT**

**NAME:** Casey Dixon      **DAY:** Tues.      **DATE:** 2-26-19

TIME	TYPE OF WORK PERFORMED	ACCOUNT NO.
08:00	@ office get w/o	874
08:30	@ warehouse load/unload	874
09:00	tools + materials	↓
09:30	1900 Jim Ln turn on	878
10:00	↓	↓
10:30	30459 Sunrise install Rinnai	879
11:00	↓	↓
11:30	@ office get w/o	878
12:00	Pickup pipe trailer + drop off	876.01
12:30	Lunch	
1:00	↓	
1:30	30459 Sunrise Finish Rinnai	879
2:00	install	↓
2:30	↓	↓
3:00	Trangle get parts	874
3:30	@ warehouse install light in	874
4:00	PE Room / clean out truck	↓
4:30	↓	↓
5:00		
5:30		
6:00		

**RECAP OF HOURS**

ACCOUNT NUMBER	NO. OF HOURS
874	3.5
878	1.5
376.01	.5
879	2.5
<b>TOTAL</b>	<b>8</b>

**SEBRING GAS SYSTEM, INC.  
EMPLOYEE DAILY REPORT**

**NAME** Casey Dixon      **DAY** Tues.      **DATE** 3-5-19

TIME	TYPE OF WORK PERFORMED	ACCOUNT NO.
08:00	@ office get w/o	874
08:30	@ warehouse gather materials	376.01
09:00	↓	↓
09:30	Medco Way drop off pipe for main ex.	376.01
10:00	2030 <del>later</del> Jackson Heights remove w/h	879
10:30	& install new gas w/h	↓
11:00	↓	↓
11:30	↓	↓
12:00	Home Depot get materials	879
12:30	2030 Jackson Heights finish w/h	879
1:00	install	↓
1:30	↓	↓
2:00	Lunch	
2:30	↓	
3:00	2030 Jackson Heights finish P/W	879
3:30	pick up old w/h.	↓
4:00	Locates	874
4:30	↓	↓
5:00		
5:30		
6:00		

**RECAP OF HOURS**

ACCOUNT NUMBER	NO OF HOURS
874	1.5
376.01 876.01	1.5
879	5
<b>TOTAL</b>	<b>8</b>

end 6/07/12

**SEBRING GAS SYSTEM, INC.  
EMPLOYEE DAILY REPORT**

**NAME:** Casey Dixon      **DAY:** Wed.      **DATE:** 3-6-19

TIME	TYPE OF WORK PERFORMED	ACCOUNT NO.
08:00	Warehouse load materials	376.01
08:30	+ drive to Wauchula	↓
09:00	Harder Fresh extend main	376.01
09:30	to tie-in service	↓
10:00	↓	↓
10:30	Pizza Hut (Wauchula) run service	380.01
11:00	from main to tie in to previously	↓
11:30	installed service line	↓
12:00	↓	↓
12:30	↓	↓
1:00	lunch	
1:30	↓	
2:00	Wauchula Bulk yard get pipe	380.01
2:30	Harder Fresh run rest of main	380.01
3:00	extension & service	↓
3:30	↓	↓
4:00	leaves	874
4:30	↓	↓
5:00		
5:30		
6:00		

**RECAP OF HOURS**

ACCOUNT NUMBER	NO. OF HOURS
874	1
376.01	2.5
380.01	4.5
<b>TOTAL</b>	<b>8</b>

120712  
120711

**SEBRING GAS SYSTEM, INC.  
EMPLOYEE DAILY REPORT**

**NAME** Casey Dixon **DAY** Thurs. **DATE** 3-7-19

TIME	TYPE OF WORK PERFORMED	ACCOUNT NO.
08:00	@ warehouse load materials	380.01
08:30	Drive to Wauschula	380.01
09:00	Pizza Hut install service	380.01
09:30	valve on property	↓
10:00	↓	↓
10:30	Pizza Hut Install Tap tee +	380.01
11:00	service valve @ main	↓
11:30	↓	↓
12:00	Locates	874
12:30	↓	↓
1:00	↓	↓
1:30	↓	↓
2:00	↓	↓
2:30	Pizza Hut connect freezer wires	380.01
3:00	and install anode.	↓
3:30	Install markers in median	380.01
4:00	Hardee Fresh install tap tee for	376.01
4:30	main ext.	↓
5:00		
5:30		
6:00		

**RECAP OF HOURS**

ACCOUNT NUMBER	NO. OF HOURS
380.01	8
376.01	1
<b>TOTAL</b>	<b>9</b>

120791  
~~120901~~  
 4/16/19

cm

**SEBRING GAS SYSTEM, INC.  
EMPLOYEE DAILY REPORT**

**NAME:** Casey Dixon    **DAY:** Fri    **DATE:** 3-8-79

TIME	TYPE OF WORK PERFORMED	ACCOUNT NO
08:00	Deerhook Lake Regulators	880.03
08:30	test	↓
09:00	Pick up EF Machine from CJ's	380.01
09:30	↓	↓
10:00	@ warehouse get stakes	376.01
10:30	Highlands Ave w/ Cam	376.01
11:00	↓	↓
11:30	↓	↓
12:00	Ace Hardware get stakes	874
12:30	Lunch	
1:00	↓	
1:30	Drive to Haverlee	380.01
2:00	Pizza Hut tap ter	380.01
2:30	Pizza Hut back fill	380.01
3:00	↓	↓
3:30	load Pipe trailer	380.01
4:00	Drive back to warehouse	380.01
4:30	Unhook trailer / Lock up	874
5:00		
6:45 <sup>pm</sup> 5:30	1820 Lakeview lite pilots	879
7:45 <sup>pm</sup> 6:00	on water heaters	↓

**RECAP OF HOURS**

120901  
121025

ACCOUNT NUMBER	NO. OF HOURS
880.03	1
380.01	4
376.01	2
874	1
879	1
<b>TOTAL</b>	<b>9</b>

AM

**SEBRING GAS SYSTEM, INC.  
EMPLOYEE DAILY REPORT**

**NAME:** Casey Owen    **DAY:** Mon.    **DATE:** 3-11-19

TIME	TYPE OF WORK PERFORMED	ACCOUNT NO.
08:00		
08:30	@ office get w/p	874
09:00	@ warehouse get materials	874
09:30	↓	↓
10:00		
10:30	↓	↓
11:00	Leak call 2030 Jackson Heights	893
11:30	↓	↓
12:00	↓	↓
12:30	Lunch	
1:00	↓	
1:30	@ office get w/p	874
2:00	Highlands Reg. dig up wire r	874
2:30	locate	↓
3:00	Desoto & Mechanical Way dig up	376.01
3:30	tap fee.	↓
4:00	Check east pipe @ Goodwill	<del>874</del> 894
4:30	Refuel	<del>874</del> 894
5:00		
5:30		
6:00		

**RECAP OF HOURS**

127078  
127078

ACCOUNT NUMBER	NO. OF HOURS
874	2.5
874	3
893	1.5
376.01	1
894	1
<b>TOTAL</b>	<b>8</b>

**SEBRING GAS SYSTEM, INC.  
EMPLOYEE DAILY REPORT**

**NAME** Casey Dixon **DAY** Tues. **DATE** 3-12-19

TIME	TYPE OF WORK PERFORMED	ACCOUNT NO.
08:00	Warehouse load kubota	376.01
08:30	Tap Hardlee Fresh main ext.	376.01
09:00	w/ Cary	
09:30		
10:00		
10:30		
11:00		
11:30		
12:00		
12:30	Lunch	
1:00		
1:30	Versatile check on #908	874
2:00	Meeting w/ Cam	885
2:30		
3:00	Commerce Center / Medical Way	376.01
3:30	as. built	
4:00		
4:30	locate	874
5:00		
5:30		
6:00		

**RECAP OF HOURS**

ACCOUNT NUMBER	NO. OF HOURS
376.01	6
874	1
885	1
<b>TOTAL</b>	<b>8</b>

121078



SEBRING GAS SYSTEM, INC.  
EMPLOYEE DAILY REPORT

NAME: Cusey Dixon DAY: Mon. DATE: 3-18-19

TIME	TYPE OF WORK PERFORMED	ACCOUNT NO
08:00	@ warehouse load materials	376.01
08:30	Edgewater Pointe main ext.	376.01
09:00		
09:30		
10:00		
10:30		
11:00	Inspiration main wall box	879
11:30		
12:00	lunch	
12:30		
1:00	Edgewater Pointe main ext.	376.01
1:30		
2:00		
2:30		
3:00		
3:30		
4:00	@ warehouse finish p/w	376.01
4:30		
5:00		
5:30		
6:00		

RECAP OF HOURS

121366

ACCOUNT NUMBER	NO. OF HOURS
376.01	7
879	1
TOTAL	8

**SEBRING GAS SYSTEM, INC.  
EMPLOYEE DAILY REPORT**

**NAME:** Lisay Nixon      **DAY:** Wed      **DATE:** 3-20-19

TIME	TYPE OF WORK PERFORMED	ACCOUNT NO.
08:00		
08:30	① warehouse load materials	380.01
09:00	Edgewater Pointe main ext.	376.01
09:30	↓	↓
10:00	1243 Edgewater Pointe install	380.01
10:30	new service	↓
11:00	1337 Edgewater Pointe install new	380.01
11:30	service	↓
12:00	↓	↓
12:30	Lunch	
1:00	↓	
1:30	Edgewater fir. in new	380.01
2:00	services	
2:30		
3:00		
3:30		
4:00		
4:30		
5:00		
5:30		
6:00		

**RECAP OF HOURS**

ACCOUNT NUMBER	NO. OF HOURS
380.01	7
376.01	1
<b>TOTAL</b>	<b>8</b>

121443  
121572

**SEBRING GAS SYSTEM, INC.  
EMPLOYEE DAILY REPORT**

**NAME** Casey Dixon **DAY** Thurs **DATE** 3-21-19

TIME	TYPE OF WORK PERFORMED	ACCOUNT NO.
08:00	@ office get w/o	874
08:30	Edgewater check pressure	376.01
09:00	2780 Lakewood check ppe	874
09:30	Edgewater top tee	376.01
10:00	↓	↓
10:30	@ office get w/o	878
11:00	1405 Inspiration Hack on	878
11:30	↓	↓
12:00	Lunch	
12:30	↓	
1:00	Osceola digu main	<del>887</del> 380.01
1:30		
2:00	↓	↓
2:30		
3:00		
3:30		
4:00		
4:30		
5:00	↓	↓
5:30		
6:00		

**RECAP OF HOURS**

ACCOUNT NUMBER	NO. OF HOURS
874	1
376.01	1.5
878	1.5
380 <del>887</del>	4
<b>TOTAL</b>	<b>8</b>

121572  
121642

**SEBRING GAS SYSTEM, INC.  
EMPLOYEE DAILY REPORT**

**NAME:** Casey Dixon **DAY:** Tues. **DATE:** 3-26-19

TIME	TYPE OF WORK PERFORMED	ACCOUNT NO.
08:00	Swain's home determine	879
08:30	Rinnai placement + measurements	↓
09:00	Edgewater Point install main	376.01
09:30	marker + backfill	↓
10:00	Edgewater Point measurements for	380.01
10:30	as-builts	↓
11:00	Inspiration install meter	382
11:30	↓	↓
12:00	Inspiration trench in pipe	879
12:30	to range + dryer stub out	↓
1:00	Lunch	
1:30	↓	
2:00	Lakeview upgrade meter	382
2:30	↓	↓
3:00	Lakeview pipe to gen.	879
3:30		
4:00	↓	↓
4:30		
5:00		
5:30		
6:00		

**RECAP OF HOURS**

121730

ACCOUNT NUMBER	NO. OF HOURS
879	4
376.01	1
380.01	1
382	2
<b>TOTAL</b>	<b>8</b>

Sebring Gas System, Inc. Payroll

Description	Code	Week 1	Week 2	Week 3	Week 4	Week 5	Totals
CWIP Arcadia	107.02					2	2
Installation Mains, Plastic	376.01	3	7.5	10	8	3	31.5
Installation Communication Equipment	397.00						0
Installations Services, Plastic	380.01	10	12.5	2.5	2	6.5	33.5
Installation Meters	382.00		2	0.5		0.5	3
Installation Regulators	384.00			0.5			0.5
Abandonment Mains & Services	810.00						0
Training	880.03	14					14
Gate Station	891.00				2		2
Supervision Operations	870.00	3	7	8	15	17.5	50.5
Exp. Meters, Regulators.	878.00			1.5	0.5		2
Exp. Customer Installation	879.00	2.5	3	1	0.5	2.5	9.5
Exp. Misc. Distribution	880.00						0
Exp. Mains and Services	874.00	0.5	0.5	2.5	2	1	6.5
Maintenance of Mains	887.00						0
Maintenance Services	892.00				1	5.5	6.5
Maintenance Meters and Regulators	893.00			0.5			0.5
Maintenance, Other Eqmt.	894.00			0.5			0.5
Exp. Meter Read	902.00					0.5	0.5
Exp. Billing	903.00			1.5			1.5
Expense Sales	912.00				1		1
Exp. Administration	920.00	6.5	7.5	7.5			21.5
ECCR Residential Advert	908.23						0
Rate Case	934.00				4.5		4.5
Exp. Gen. Meeting	885.00	0.5		3.5	3.5		7.5
Employee Benefits	926.02						0
Hardee / Desoto Gates	378.00						0
Diner Lk Gate	379.00					1	1
Total		40	40	40	40	40	200

EMPLOYEE DAILY REPORT

NAME: CAMERON MENZIE DAY: THURS DATE: 2/21/19

TIME	TYPE OF WORK PERFORMED	ACCOUNT NO.
08:00		
08:30	Work on PIZZA Hut conversion	380.01
09:00	↓	↓
09:30	PERMIT DRAFTING - EDGEWATER Point	376.01
10:00		
10:30	↓	↓
11:00		
11:30		870
12:00		↓
12:30	LUNCH	X
1:00	ESTIMATE - NEW SERVICES	380.01
1:30	BIGNONIA	↓
2:00	OFFICE - ADMIN	870
2:30	↓	↓
3:00	ORGANIZE / MATERIALS list	380.01
3:30	WAGOPIA SERVICES	↓
4:00	↓	↓
4:30		
5:00		
5:30		
6:00		

RECAP OF HOURS

ACCOUNT NUMBER	NO. OF HOURS
376.01	2
380.01	4
870	2
TOTAL	8

SEWERING GAS SYSTEM, INC.  
EMPLOYEE DAILY REPORT

NAME: CAMERON MENZIE DAY: MON DATE: 2/25/19

TIME	TYPE OF WORK PERFORMED	ACCOUNT NO.
08:00	ASSIGN WORK - Leak Survey,	874
08:30	GRATES & 1392 INSPIRATION	879
09:00	Willie Downs Villars Meeting	376.01
09:30	↓	↓
10:00		380.01
10:30	↓	↓
11:00	↓	879
11:30	↓	↓
12:00	LUNCH	X
12:30		
1:00	OFFICE - CITRUS TERRACE -	380.01
1:30	INSPECT FURNACE / W. H. 'S FOR	↓
2:00	WILLIE DOWNS	↓
2:30	OFFICE - ADMIN	920
3:00	↓	↓
3:30		
4:00		
4:30		
5:00		
5:30		
6:00		

RECAP OF HOURS

ACCOUNT NUMBER	NO. OF HOURS
376.01	1
380.01	2.5
874	.5
879	1.5
920	2.5
TOTAL	8

SEWER GAS SYSTEM, INC.  
EMPLOYEE DAILY REPORT

NAME: CAMERON MENZIE DAY: THURS DATE: 2/28/19

TIME	TYPE OF WORK PERFORMED	ACCOUNT NO.
08:00	ASSIGN WORK - 2941	879
08:30		
09:00	BRING MATERIALS DEBRIS ON SITE	376.01
09:30	WILLIE DOWNS VILLAS PRICING &	
10:00	PROPOSAL	
10:30		380.01
11:00		
11:30		
12:00		
12:30	LUNCH	X
1:00		
1:30	CONT. PROPOSAL DRAFT	380.01
2:00		
2:30		
3:00		920
3:30		
4:00		
4:30		
5:00		
5:30		
6:00		

REC'D OF HOURS

ACCOUNT NUMBER	NO. OF HOURS
376.01	1.5
380.01	3.5
879	1
920	2
TOTAL	8



# EMPLOYEE DAILY REPORT

**NAME:** CAMERON MENZIE     **DAY:** TUES     **DATE:** 3/5/19

TIME	TYPE OF WORK PERFORMED	ACCOUNT NO.
08:00		
08:30	ASSIGN WORK - 2030 JACKSON	382
09:00	46TS. MTR / Tank W.H.	1
09:30		879
10:00	2BK INSTALL PIPE FOR MEDICAL	376.91
10:30	WAY / COMMERCE CENTER	
11:00		
11:30		
12:00		
12:30	LUNCH	X
1:00	OFFICE - ADMIN	870
1:30		
2:00		
2:30		
3:00		
3:30		
4:00		
4:30		
5:00		
5:30		
6:00		

## RECAP OF HOURS

ACCOUNT NUMBER	NO. OF HOURS
376.01	2.5
382	1
870	4
879	.5
<b>TOTAL</b>	<b>8</b>

# EMPLOYEE DAILY REPORT

NAME: CAMERON MENDIE      WED      DATE: 3/6/19

TIME	TYPE OF WORK PERFORMED	ACCOUNT NO.
08:00		
08:30	2BK - HARDEE FRESH /	376.01
09:00	PIZZA HUT	
09:30		
10:00		
10:30		
11:00		
11:30		380.01
12:00		
12:30		
1:00		
1:30	LUNCH	
2:00	OFFICE - ADMIN	920
2:30		
3:00		
3:30		
4:00		
4:30		
5:00		
5:30		
6:00		

## RECAP OF HOURS

ACCOUNT NUMBER	NO. OF HOURS
376.01	3.5
380.01	2
920	3.5
TOTAL	9

# EMPLOYEE DAILY REPORT

NAME: CAMERON MENZIE      DAY: THURS      DATE: 3/7/19

TIME	TYPE OF WORK PERFORMED	ACCOUNT NO.
08:00		
08:30	20K TIE IN WAUCHULA SERVICES	380.01
09:00		/
09:30		376.01
10:00		/
10:30	CRK SURVEY	874
11:00		/
11:30	OFFICE - ADMIN	870
12:00		/
12:30	LUNCH	/
1:00	OFFICE - ADMIN	870
1:30		/
2:00		/
2:30		/
3:00	PHONE CONF. UPDATE ON WAUCHULA	380.01
3:30	/	376.01
4:00		870
4:30		/
5:00		
5:30		
6:00		

## RECAP OF HOURS

ACCOUNT NUMBER	NO. OF HOURS
376.01	1.5
380.01	1.5
874	1
870	4
<b>TOTAL</b>	<b>8</b>

EMPLOYEE DAILY REPORT

NAME: CAMERON MENZIE DAY: FRI DATE: 3/8/19

TIME	TYPE OF WORK PERFORMED	ACCOUNT NO.
08:00	ASSIGN WORK - LEAK SURVEY	874
08:30	TAP WAUCHULA SERVICES	1
09:00		380.01
09:30		1
10:00	PARKWAY PHASE II MEETING W/	376.01
10:30	ENGINEERS. MAP OUT NEW	
11:00	RUNNING LINE / RELOCATION	
11:30	ETC.	
12:00	↓	
12:30		
1:00	LUNCH	X
1:30		
2:00	OFFICE - GO OVER PLANS W/	376.01
2:30	JERRY	↓
3:00		870
3:30		
4:00		
4:30		
5:00		
5:30		
6:00		

RECAP OF HOURS

ACCOUNT NUMBER	NO. OF HOURS
376.01	4
380.01	1
870	2
874	1
TOTAL	8

b/a

# EMPLOYEE DAILY REPORT

NAME: CAMERON MENZIE DAY: TUES DATE: 3/12/19

TIME	TYPE OF WORK PERFORMED	ACCOUNT NO.
08:00	ASSIGN WORK - COLLECTIONS	903
08:30	MEDICAL WAY TIE IN	376.01
09:00	HARDEE FRESH EXTENSION	↓
09:30	TAP	↓
10:00	#908 @ VERSITILE	894
10:30	PHONE CONF. DYLAN	903
11:00	ADMIN	870
11:30		1
12:00		↓
12:30	LUNCH	X
1:00	PAYROLL / ADMIN	920
1:30		↓
2:00		
2:30		
3:00		
3:30		
4:00		
4:30		
5:00		
5:30		
6:00		

## RECAP OF HOURS

ACCOUNT NUMBER	NO OF HOURS
376.01	1.5
870	1
894	.5
920	4
903	1
TOTAL	8

# EMPLOYEE DAILY REPORT

NAME: CAMERON MENGE DAY: WED DATE: 3/13/19

TIME	TYPE OF WORK PERFORMED	ACCOUNT NO.
08:00	ASSIGN WORK	878
08:30		903
09:00		885
09:30	PERMIT DRAFTING EDGEWATER	376.01
10:00	POINT DR	1
10:30	- DR. APT -	0
11:00		376.01
11:30		↓
12:00		↓
12:30	DROP OFF PERMIT TO COUNTY STAG.	↓
1:00	LUNCH	↓
1:30	↓	↓
2:00	AZUL TEQUILLA - NEW CUST.	878
2:30	ESTIMATE	↓
3:00	DEUTECH - plus METER / REG FOL	382
3:30	↓ HARDEE FRESH	384
4:00	↓	885
4:30	MEET W/ JERRY	885
5:00	↓	↓
5:30		
6:00		

## RECAP OF HOURS

ACCOUNT NUMBER	NO. OF HOURS
376.01	3
382	.5
384	.5
878	1.5
885	2
903	.5
<b>TOTAL</b>	<b>8</b>

EMPLOYEE DAILY REPORT

NAME: CAMERON MENZIE DAY: THURS DATE: 3/14/19

TIME	TYPE OF WORK PERFORMED	ACCOUNTING
08:00		
08:30	ASSIGN LEAK SURVEY / D&R MAINT.	874
09:00		1
09:30	GATE INSPECTIONS	891
10:00		1
10:30	ADMIN	870
11:00		
11:30		
12:00		↓
12:30	LUNCH	X
1:00		
1:30	OFFICE - PREPARE WORKORDERS FOR FUTURE JOBS / ADMIN	376.01
2:00	(EDGEWATER POINT)	↓
2:30		
3:00		
3:30		380.01
4:00		↓
4:30		
5:00		
5:30		
6:00		

RECAP OF HOURS

ACCOUNT NUMBER	NO. OF HOURS
376.01	2
380.01	2
870	2
874	1
891	1
TOTAL	8

EMPLOYEE DAILY REPORT

NAME CAMERON MENZIE DAY MON DATE 3/19/19

TIME	TYPE OF WORK PERFORMED	ACCOUNT NO.
08:00	Construction - EDGEWATER	376.01
08:30	Point	
09:00		
09:30		
10:00		
10:30	w/ JERRY / Russ / Consultants	934
11:00	RATE CASE ?	
11:30		
12:00		
12:30		
1:00		
1:30		
2:00		
2:30		
3:00	ck on Construction EDGEWATER	376.01
3:30		↓
4:00		870
4:30		↓
5:00		
5:30		
6:00		

RECAP OF HOURS

ACCOUNT NUMBER	NUMBER OF HOURS
376.01	3.5
870	1
934	4.5
TOTAL	9



# EMPLOYEE DAILY REPORT

**NAME:** CAMERON MENZIE    **DAY:** WED    **DATE:** 3/20/19

TIME	TYPE OF WORK PERFORMED	ACCOUNT NO.
08:00		
08:30	EDGEWATER POINT DR. CROSSING	870.01
09:00	LAKELVIEW TIE INS	↓
09:30		
10:00		
10:30	OFFICE	↓
11:00		885
11:30		↓
12:00		
12:30	LUNCH	↓
1:00	1	<del>X</del>
1:30	OFFICE	
2:00		885
2:30		↓
3:00		
3:30		870
4:00		↓
4:30		
5:00		
5:30		
6:00		

## RECAP OF HOURS

ACCOUNT NUMBER	NO. OF HOURS
376.01	2.5
870	2
885	3.5
<b>TOTAL</b>	<b>8</b>

# EMPLOYEE DAILY REPORT

NAME: Cameron Menece DAY: FRI DATE: 3/22/19

TIME	TYPE OF WORK PERFORMED	ACCOUNT NO.
08:00	ASSIGN WORK	870
08:30	W/ GUYS @ STREETS ABANDONMENT	892
09:00	SURVEY HOUSES FOR NEMO	
09:30	City SEERING	
10:00		
10:30		
11:00		
11:30		
12:00		
12:30	LUNCH	
1:00	W/ GUYS 1806 MEDICAL WAY	376.01
1:30	SERVICE LOCATE FOR TIE IN TO	
2:00	NEW MAIN	
2:30		
3:00		
3:30		
4:00	ASSEMBLY FURNITURE ABANDONMENT	892
4:30	/	/
5:00		
5:30		
6:00		

## RECAP OF HOURS

ACCOUNT NUMBER	NO. OF HOURS
376.01	3
870	.5
892	4.5
TOTAL	8

# Steven Meyer - March

## Sebring Gas System, Inc. Payroll

Description	Code	Week 1	Week 2	Week 3	Week 4	Week 5	Totals
Construction	107.00						0
Installation Mains, Plastic	376.01		3.5	8	8	1.5	21
Installation Communication Equipment	397.00						0
Installations Services, Plastic	380.01		1		8	9.5	18.5
Installation Meters	382.00		1.5			3.5	5
Installation Regulators	384.00						0
Abandonment Mains & Services	810.00						0
Training	880.03						0
Gate Station	891.00				3.5		3.5
Supervision Operations	870.00						0
Exp. Meters, Regulators.	878.00	1.5		4.5		2.5	8.5
Exp. Customer Installation	879.00	18	13	1	1	7.5	40.5
Exp. Misc. Distribution	880.00						0
Exp. Mains and Services	874.00	15	13	24	11.5	3.5	67
Maintenance of Mains	887.00						0
Maintenance Services	892.00				1.5	3.5	5
Maintenance Meters and Regulators	893.00	1	1	1			3
Maintenance, Other Eqmt.	894.00				6.5	0.5	7
Exp. Meter Read	902.00	0.5					0.5
Exp. Billing	903.00			0.5			0.5
Expense Sales	912.00						0
Exp. Administration	920.00						0
ECCR Residential Advert	908.23						0
Exp. Gen. Meeting	885.00			1			1
Employee Benefits	926.02						0
Hardee / Desoto Gates	378.00						0
Diner Lk Gate	379.00						0
Total		36	33	40	40	32	181

**SEBRING GAS SYSTEM, INC.  
EMPLOYEE DAILY REPORT**

**NAME:** Steven Meyer      **DAY:** Tues      **DATE:** 3-5-19

TIME	TYPE OF WORK PERFORMED	ACCOUNT NO.
08:00	at office get work order	874
08:30	at medical way w/ Casey run	376.01
09:00	main extension	
09:30	↓	↓
10:00		
10:30		
11:00		
11:30	↓	↓
12:00	at Jackson heighys assist Casey	874
12:30	& Emmett	↓
1:00	at Chaney's Run Monometer on whole house	874
1:30	Lunch	
2:00	↓	
2:30	Leak survey	874
3:00	↓	↓
3:30		
4:00		
4:30	↓	↓
5:00		
5:30		
6:00		

**RECAP OF HOURS**

ACCOUNT NUMBER	NO. OF HOURS
874	3.5
376.01	3.5
879	1
<b>TOTAL</b>	<b>8</b>

**SEBRING GAS SYSTEM, INC.  
EMPLOYEE DAILY REPORT**

**NAME** Steven Meyer      **DAY** Mon.      **DATE** 3-11-19

TIME	TYPE OF WORK PERFORMED	ACCOUNT NO.
08:00	at office get work order	874
08:30	Read and Seal 3148 Desoto Rd.	874
09:00	Locates	874
09:30	↓	↓
10:00	↓	↓
10:30	↓	↓
11:00	↓	↓
11:30	↓	↓
12:00	at chili's check for leak	<del>874</del> 879
12:30	Lunch	
1:00	↓	
1:30	Locates	874
2:00	↓	↓
2:30	↓	↓
3:00	↓	↓
3:30	at medical way uncover tap Tee	874 376.01
4:00	Locates	<del>874</del> ↓
4:30	at warehouse, lock up	874
5:00		
5:30		
6:00		

**RECAP OF HOURS**

ACCOUNT NUMBER	NO. OF HOURS
874	7.5
<del>874</del>	<del>0.5</del>
879	.5
376.01	1
<b>TOTAL</b>	<b>8</b>

**SEBRING GAS SYSTEM, INC.  
EMPLOYEE DAILY REPORT**

NAME: Steven Meyer      DAY: 3-12-19      DATE: 3-12-19  
FWS.

TIME	TYPE OF WORK PERFORMED	ACCOUNT NO.	
08:00			
08:30	at warehouse office get work order	874	
09:00	Tying in new main w/ valves	376.01	
09:30	↓		
10:00			
10:30			
11:00			
11:30			
12:00			
12:30			
1:00		Air pressure up new main	
1:30		↓ ↓	
2:00		General meeting	885
2:30	↓		
3:00	Turn on w/ Dylan	878	
3:30	↓		
4:00			
4:30			
5:00			
5:30			
6:00			

**RECAP OF HOURS**

ACCOUNT NUMBER	NO. OF HOURS
874	0.5
376.01	5.5
885	1
878	1
<b>TOTAL</b>	8

**SEBRING GAS SYSTEM, INC.  
EMPLOYEE DAILY REPORT**

**NAME:** Steven Meyer      **DAY:** Wed      **DATE:** 3-13-19

TIME	TYPE OF WORK PERFORMED	ACCOUNT NO.
08:00	at office get work order	878
08:30	↓	↓
09:00	Road and Seals	878
09:30	Locates	874
10:00	1025 Banyan Bay check water heaters	879
10:30	asbuilds & Backfill Valve boxes	376.01
11:00	↓	↓
11:30	at office get work order	874
12:00	1233 Citrus terrace turn on	903
12:30	359 oak Ave. Turn on	878
1:00	↓	
1:30	↓	
2:00	at office get work order	874
2:30	Lunch	
3:00	↓	
3:30	2837 Paradise path - turn on	878
4:00	at office drop off work orders	874
4:30	Locates - MEDICAL Way	<del>874</del> 376.01
5:00		
5:30		
6:00		

**RECAP OF HOURS**

ACCOUNT NUMBER	NO. OF HOURS
878	3.5
874	2.5
879	0.5
376.01	1.5
903	0.5
<b>TOTAL</b>	<b>8</b>

**SEBRING GAS SYSTEM, INC.  
EMPLOYEE DAILY REPORT**

**NAME** Steven Meyer      **DAY** Monday      **DATE** 3-18-19

TIME	TYPE OF WORK PERFORMED	ACCOUNT NO.
08:00		
08:30	at warehouse load materials	376.01
09:00	Main extension at edgewater point	376.01
09:30	↓	↓
10:00		
10:30	↓	↓
11:00	Inspiration move gas box	879
11:30	↓	↓
12:00	Lunch	
12:30	↓	
1:00	Edge water point main extension	376.01
1:30	↓	↓
2:00		
2:30		
3:00		
3:30	↓	↓
4:00	Warehouse finish paperwork	376.01
4:30	↓	↓
5:00		
5:30		
6:00		

**RECAP OF HOURS**

ACCOUNT NUMBER	NO OF HOURS
376.01	<del>6</del> 7
879	1
<b>TOTAL</b>	<b>8</b>



**SEBRING GAS SYSTEM, INC.  
EMPLOYEE DAILY REPORT**

**NAME** Steven Meyer      **DAY** Wed      **DATE** 3-20-19

TIME	TYPE OF WORK PERFORMED	ACCOUNT NO.
08:00	at warehouse Load materials	380.01
08:30	Edgewater Point main ext.	376.01
09:00	↓	↓
09:30	1243 Edgewater Point install new service	380.01
10:00	↓	↓
10:30	1337 Edgewater point install new	380.01
11:00	Service	↓
11:30	↓	↓
12:00	Lunch	Lunch
12:30	↓	↓
1:00	Edgewater point tie in new services	380.01
1:30	↓	↓
2:00	↓	↓
2:30	↓	↓
3:00	↓	↓
3:30	↓	↓
4:00	↓	↓
4:30	↓	↓
5:00		
5:30		
6:00		

**RECAP OF HOURS**

ACCOUNT NUMBER	NO. OF HOURS
380.01	7
376.01	1
<b>TOTAL</b>	<b>8</b>

**SEBRING GAS SYSTEM, INC.  
EMPLOYEE DAILY REPORT**

**NAME** Steven Meyer      **DAY** Thurs      **DATE** 3-21-19

TIME	TYPE OF WORK PERFORMED	ACCOUNT NO
08:00	at office get work order	874
08:30	Edgevater check pressure	376.01
09:00	2280 Lakeview check pipe	874
09:30	Edgevater tap Tee	376.01
10:00	↓	
10:30	at office get work order	878
11:00	1405 inspiration turn on	878
11:30	↓	
12:00	Lunch	
12:30	↓	
1:00	Oceola dig up main	<del>887</del> 380.01
1:30	↓	↓
2:00		
2:30		
3:00		
3:30		
4:00		
4:30	↓	↓
5:00		
5:30		
6:00		

**RECAP OF HOURS**

ACCOUNT NUMBER	NO. OF HOURS
874	1
376.01	1.5
878	1.5
<del>887</del> 380.01	4
<b>TOTAL</b>	<b>8</b>

Sebring Gas System, Inc. Payroll

Description	Code	Week 1	Week 2	Week 3	Week 4	Week 5	Totals
Construction	107.00						0
Installation Mains, Plastic	376.01		3.5	1			4.5
Installation Communication Equipment	397.00						0
Installations Services, Plastic	380.01		3			5	8
Installation Meters	382.00		1			2	3
Installation Regulators	384.00						0
Abandonment Mains & Servicees	810.00						0
Training	880.03						0
Gate Station	891.00						0
Supervision Oppperations	870.00						0
Exp. Meters, Regulators.	878.00		1	2.5			3.5
Exp. Customer Installation	879.00		1.5	1.5	2		5
Exp. Misc. Distribution	880.00						0
Exp. Mains and Services	874.00	15	13	12	7.5	12	59.5
Maintenance of Mains	887.00			2			2
Maintenance Services	892.00			1		5	6
Maintennce Meters and Regulators	893.00		0.5				0.5
Maintennce, Other Eqmt.	894.00				6.5		6.5
Exp. Meter Rend	902.00	7.5	1.5				9
Exp. Billing	903.00			2			2
Expense Sales	912.00						0
Exp. Administration	920.00						0
ECCR Residential Advert	908.23						0
Exp. Gen. Meeting	885.00			2			2
Employee Benefits	926.02						0
Hardee / Desoto Gates	378.00						0
Diner Lk Gate	379.00						0
Total		22.5	25	24	16	24	111.5

**SEBRING GAS SYSTEM, INC.  
EMPLOYEE DAILY REPORT**

**NAME** Dylan Pruitt      **DAY** Tue      **DATE** 3-5-19

TIME	TYPE OF WORK PERFORMED	ACCOUNT NO.
08:00	Callie get who	824
08:30	Callie get who	824
09:00	@ Medical way w/ Casey run mtr extension	376.01
09:30		
10:00		
10:30		
11:00		
11:30		
12:00	@ Jackson Heights assist Casey	879
12:30	* Emmett	↓
1:00	@ Cheney's run manometer on whole house	874
1:30	Lunch	
2:00	↓	
2:30	Leak Survey	874
3:00		
3:30		
4:00		
4:30		
5:00		
5:30		
6:00		

**RECAP OF HOURS**

76222

ACCOUNT NUMBER	NO. OF HOURS
874	35
376.01	35
879	1
<b>TOTAL</b>	<b>8</b>

SEBRING GAS SYSTEM, INC.  
EMPLOYEE DAILY REPORT

NAME: Dylan Pruitt DAY: Mon DATE: 3-11-19

TIME	TYPE OF WORK PERFORMED	ACCOUNT NO.
08:00	① Office get w/b	877
08:30	Read and seal @ 3148 Desoto	877
09:00	Locates	877
09:30	↓	↓
10:00		
10:30		
11:00		
11:30		
12:00	② chili's check for leaks	↓
12:30	Lunch	<del>877</del> 879
1:00	↓	
1:30	Locates	877
2:00	↓	↓
2:30		
3:00		
3:30	③ medical way uncover top tee	<del>877</del> 376.01
4:00	Locates	<del>877</del> ↓
4:30	④ warehouse lock up	877
5:00		
5:30		
6:00		

RECAP OF HOURS

76377

ACCOUNT NUMBER	NO. OF HOURS
877	7.5
<del>877</del>	<del>.5</del>
879	.5
376.01	1
TOTAL	8

**Sebring Gas System, Inc.**  
**Payroll Allocation**  
**30-Apr-19**

Account Numbers	Jerry Melendy, Jr		Kathy Snyder		Emmett Beasley		James Corral		Casey Dixon		Dave Krollier		Cameron Menzie		Steve Meyer		Dylan Pruitt		Russell Melendy		Journal Code	Total J Journal Entry	
	Monthly Distribution (HOURS)	(DOLLARS)	Monthly Distribution (HOURS)	(DOLLARS)	Monthly Distribution (HOURS)	(DOLLARS)	Monthly Distribution (HOURS)	(DOLLARS)	Monthly Distribution (HOURS)	(DOLLARS)	Monthly Distribution (HOURS)	(DOLLARS)	Monthly Distribution (HOURS)	(DOLLARS)	Monthly Distribution (HOURS)	(DOLLARS)	Monthly Distribution (HOURS)	(DOLLARS)	Monthly Distribution (HOURS)	(DOLLARS)			
891.00	0.00	0.00	0.00	0.00	2.00	29.68			3.50	66.03			3.00	80.74							891.00	176.45	
376.01	0.00	0.00	0.00	0.00	-5.50	81.63			5.50	103.76			2.00	53.83			5.00	62.29			376.01	301.50	
397.00	0.00	0.00	0.00	0.00	0.50	7.42				0.00				0.00				0.00			397.00	7.42	
810.00	0.00	0.00	0.00	0.00		0.00				0.00				0.00				0.00			810.00	0.00	
380.01	0.00	0.00	0.00	0.00	11.00	163.25	24.00	488.66	5.00	94.33	0.00	0.00	8.00	161.48	3.50	43.60	1.50	24.41			380.01	975.74	
382.00	0.00	0.00	0.00	0.00	8.00	89.05		0.00	20.50	386.74	0.00	0.00	6.00	215.30	15.50	193.09	3.50	56.96			382.00	941.15	
384.00	0.00	0.00	0.00	0.00	7.00	103.90		0.00	2.30	47.16	0.00	0.00		0.00	2.50	31.14		0.00			384.00	182.20	
870.00	0.00	0.00	0.00	0.00		0.00		0.00		0.00			83.00	2233.74				0.00			870.00	2233.74	
878.00	0.00	0.00	0.00	0.00	13.50	200.37		0.00	7.50	141.45	0.00	0.00	6.00	161.48	11.50	143.26	14.00	227.65			878.00	874.45	
879.00	0.00	0.00	0.00	0.00	40.00	593.89		0.00	59.00	1113.07	0.00	0.00	24.00	645.90	76.00	946.76	21.50	349.91			879.00	3649.33	
874.00	0.00	0.00	0.00	0.00	26.00	385.90	25.00	509.02	29.50	556.53	0.00	0.00	2.50	67.28	38.00	473.38	48.50	805.61			874.00	2797.72	
887.00	0.00	0.00	0.00	0.00	3.50	51.85		0.00	3.00	56.60	0.00	0.00	2.00	53.83	3.00	37.37	0.50	8.14			887.00	207.88	
892.00	0.00	0.00	0.00	0.00		0.00		0.00		0.00				0.00		0.00	5.00	81.38			892.00	81.38	
893.00	0.00	0.00	0.00	0.00	3.00	44.53		0.00	1.50	28.30	0.00	0.00		0.00	1.50	18.89		8.14			893.00	99.65	
894.00	0.00	0.00	0.00	0.00	3.00	44.53		0.00	3.50	66.03	0.00	0.00	1.00	26.91	1.00	12.46		0.00			894.00	149.93	
902.00	0.00	0.00	0.00	0.00	8.00	118.74		0.00		0.00				0.00		0.00	0.50	8.14			902.00	118.74	
903.01	0.00	0.00	0.00	0.00	0.50	7.42		0.00		0.00				0.00	3.50	43.60		0.00			903.01	51.02	
920.00	148.50	8178.36	151.00	3475.53		0.00	90.50	1842.65		0.00	16.00	217.00	7.00	188.39				0.00		160.00	4589.32	920.00	15591.25
885.00	0.00	0.00	0.00	0.00	1.00	14.84		0.00	1.00	18.87	0.00	0.00	1.50	40.37	1.00	12.46		0.00			885.00	86.53	
908.11	2.25	125.61	1.50	34.53		0.00		0.00		0.00				0.00		0.00		0.00			908.11	160.13	
908.210	2.25	125.61	1.50	34.53		0.00		0.00		0.00				0.00		0.00		0.00			908.210	160.13	
908.310	2.25	125.61	1.50	34.53		0.00		0.00		0.00				0.00		0.00		0.00			908.310	160.13	
908.610	2.25	125.61	1.50	34.53		0.00		0.00		0.00				0.00		0.00		0.00			908.610	160.13	
908.710	2.25	125.61	1.50	34.53		0.00		0.00		0.00				0.00		0.00		0.00			908.710	160.13	
908.810	2.25	125.61	1.50	34.53		0.00		0.00		0.00				0.00		0.00		0.00			908.810	160.13	
107.300	0.00	0.00	0.00	0.00		0.00		0.00		0.00				0.00		0.00		0.00			107.300	0.00	
107.01	0.00	0.00	0.00	0.00		0.00		0.00		0.00				0.00		0.00		0.00			107.01	0.00	
107.02	0.00	0.00	0.00	0.00		0.00	20.50	417.40		0.00			6.00	161.48				0.00			107.02	578.87	
880.03	0.00	0.00	0.00	0.00		0.00		0.00		0.00				0.00		0.00		0.00			880.03	0.00	
378.00	0.00	0.00	0.00	0.00		0.00		0.00		0.00				0.00		0.00		0.00			378.00	0.00	
379.00	0.00	0.00	0.00	0.00		0.00		0.00	2.50	47.16	0.00	0.00		0.00		0.00		0.00			379.00	47.16	
926.02	0.00	0.00	0.00	0.00		0.30		0.30	16.00	301.85	0.00	0.00	8.00	215.30				0.00			926.02	517.15	
908.13	0.00	0.00	0.00	0.00		0.00		0.00		0.00				0.00		0.00		0.00			908.13	0.00	
908.23	0.00	0.00	0.00	0.00		0.00		0.00		0.00				0.00		0.00		0.00			908.23	0.00	
908.33	0.00	0.00	0.00	0.00		0.00		0.00		0.00				0.00		0.00		0.00			908.33	0.00	
107.00	0.00	0.00	0.00	0.00		0.00		0.00		0.00				0.00		0.00		0.00			107.00	0.00	
880.01	0.00	0.00	0.00	0.00		0.00		0.00		0.00				0.00		0.00		0.00			880.01	0.00	
912.00	0.00	0.00	0.00	0.00		0.00		0.00		0.00				0.00		0.00		0.00			912.00	0.00	
934.00	0.00	0.00	0.00	0.00		0.00		0.00		0.00				0.00		0.00		0.00			934.00	0.00	
																						926.02	0.00
																						-184.00	33630.04
	160.00	8932.00	160.00	3682.68	130.50	1,938.91	180.00	3257.72	160.50	3027.92	16.00	217.00	160.00	4306.00	162.00	2018.09	96.00	1562.40	160.00	4589.32		33630.04	

Ctrl total 33630.04

Burnett Beasley - April

Sebring Gas System, Inc. Payroll

Description	Code	Week 1	Week 2	Week 3	Week 4	Totals
Construction	107.00					0
Installation Mains, Plastic	376.01	4	1.5			5.5
Installation Communication Equipment	397.00			0.5		0.5
Installations Services, Plastic	380.01	10.5			0.5	11
Installation Meters	382.00			4	2	6
Installation Regulators	384.00	4.5		2	0.5	7
Abandonment Mains & Services	810.00					0
Training	880.03					0
Gate Station Maint. / Odorants	891.00	2				2
Supervision Operations	870.00					0
Exp. Meters, Regulators.	878.00	1.5	1	2.5	8.5	13.5
Exp. Customer Installation	879.00	1	5.5	18	15.5	40
Exp. Misc. Distribution	880.00					0
Exp. Mains and Services	874.00	2.5	8	2	13.5	26
Maintenance of Mains	887.00	1		2	0.5	3.5
Maintenance Services	892.00					0
Maintenance Meters and Regulators	893.00	3				3
Maintenance, Other Eqmt.	894.00	2		1		3
Exp. Meter Read	902.00	8				8
Exp. Billing	903.00			0.5		0.5
Expense Sales	912.00					0
Exp. Administration	920.00					0
ECCR Residential Advert	908.23					0
Exp. Gen. Meeting	885.00				1	1
Employee Benefits	926.02					0
Gate Station Equip./Installation	379.00					0
Total		40	16	32.5	42	130.5

**SEBRING GAS SYSTEM, INC.  
EMPLOYEE DAILY REPORT**

**NAME:** Emmett Beasley      **DAY:** Tues.      **DATE:** 4/2/19

TIME	TYPE OF WORK PERFORMED	ACCOUNT NO.
08:00	↳ office, got w/o	38001
08:30	Medical Way - bore new	38010
09:00	service	↓
09:30	↓	↓
10:00	↓	↓
10:30	↓	↓
11:00	Medical Way - air test lines	38001
11:30	↓	↓
12:00	Edgewater - fusing new service	38010
12:30	& gasing up all new main	376.01
1:00		↓
1:30	lunch	
2:00	↓	
2:30	Medical Way - Asbuilcs	38001
3:00	↓	↓
3:30	Leak call	879
4:00	2454 La Review - Estimates	38001
4:30	↳ warehouse - clean truck	874
5:00		
5:30		
6:30		

**RECAP OF HOURS**

ACCOUNT NUMBER	NO. OF HOURS
38001	6 <del>1/2</del>
376.01	1
874	1/2
879	1/2
<b>TOTAL</b>	<b>8</b>

863-414-8381



**SEBRING GAS SYSTEM, INC.  
EMPLOYEE DAILY REPORT**

**NAME:** Emmett Benzley      **DAY:** Wed.      **DATE:** 4/3/19

TIME	TYPE OF WORK PERFORMED	ACCOUNT NO.
08:00	@ office, get w/o	878
08:30	Francis St - Turn off	878
09:00	Medical Way - purged air	376.01
09:30	Medical Way - false exist. service	380.01
10:00	lines to new main	
10:30	↓	↓
11:00		
11:30	↓	↓
12:00	Medical Way - Abandon old	887
12:30	main	↓
1:00	Medical Way - Tap new main	376.01
1:30	Lunch	
2:00	↓	
2:30	Medical Way - Asbuilt	380.01
3:00	Medical Way - Backfill	376.01
3:30	↓	↓
4:00		
4:30	↓	↓
5:00		
5:30		
6:30		

**RECAP OF HOURS**

ACCOUNT NUMBER	NO. OF HOURS
878	1
376.01	3
380.01	3
887	1
<b>TOTAL</b>	<b>8</b>

**SEBRING GAS SYSTEM, INC.  
EMPLOYEE DAILY REPORT**

**NAME:** Emmett Beasley    **DAY:** Fri.    **DATE:** 4/5/19

TIME	TYPE OF WORK PERFORMED	ACCOUNT NO.
08:00	at office, get w/o	874
08:30	Channays - hooking up fire	879
09:00	pit	
09:30	↓	
10:00		
10:30		
11:00		
11:30		
12:00		
12:30	↓	
1:00	Lunch	
1:30	↓	
2:00	at office get maps	376.01
2:30	Medical Way -	
3:00	↓	
3:30	WAREHOUSE -	874
4:00	↓	
4:30		
5:00		
5:30		
6:30		

**RECAP OF HOURS**

ACCOUNT NUMBER	NO. OF HOURS
376.01	1.5
874	2
879	4.5
<b>TOTAL</b>	<b>8</b>

Casey Dixon - April

Sebring Gas System, Inc. Payroll

Description	Code	Week 1	Week 2	Week 3	Week 4	Totals
Construction	107.00					0
Installation Mains, Plastic	376.01	4	1.5			5.5
Installation Communication Equipment	397.00					0
Installations Services, Plastic	380.01	3.5	1.5			5
Installation Meters	382.00	3	6.5	3.5	7.5	20.5
Installation Regulators	384.00	2.5				2.5
Abandonment Mains & Services	810.00					0
Training	880.03					0
Gate Station Maint. / Odorants	891.00			3.5		3.5
Supervision Operations	870.00					0
Exp. Meters, Regulators.	878.00	3	0.5		4	7.5
Exp. Customer Installation	879.00	18	19.5	5	16.5	59
Exp. Misc. Distribution	880.00					0
Exp. Mains and Services	874.00	5	7.5	6	11	29.5
Maintenance of Mains	887.00			3		3
Maintenance Services	892.00					0
Maintenance Meters and Regulators	893.00	1	0.5			1.5
Maintenance, Other Eqmt.	894.00		2.5	0.5	0.5	3.5
Exp. Meter Read	902.00					0
Exp. Billing	903.00					0
Expense Sales	912.00					0
Exp. Administration	920.00					0
ECCR Residential Advert	908.23					0
Exp. Gen. Meeting	885.00				1	1
Employee Benefits	926.02			16		16
Gate Station Equip./Installation	379.00			2.5		2.5
Total		40	40	40	40.5	160.5

**SEBRING GAS SYSTEM, INC.  
EMPLOYEE DAILY REPORT**

**NAME:** Casey Dixon      **DAY:** Tues      **DATE:** 4-2-19

TIME	TYPE OF WORK PERFORMED	ACCOUNT NO.
08:00	@ office get w/o	874
08:30	Medical Way go over job w/ Larry	380.01
09:00	<del>Triangle</del> Triangle return parts	879
09:30	Triangle get materials for tapping tools	874
10:00	1355 Edgewater check test pressure	380.01
10:30	1347 Edgewater Point get info	879
11:00	for gen. + grill conversion.	↓
11:30	Edgewater Point reconnect main	376.01
12:00	+ turn gas on to new main ext.	↓
12:30	1243 Edgewater Point set reg. pressures	384
1:00	+ manometer test.	↓
1:30	Lunch	
2:00	↓	
2:30	Make tapping tools	874
3:00	1417 Inspiration check range	879
3:30	leak.	↓
4:00	Sophia's Cafe' scout jobs for new	879
4:30	manifold, appl., and w/H	↓
5:00		
5:30		
6:00		

**RECAP OF HOURS**

ACCOUNT NUMBER	NO. OF HOURS
874	1.5
380.01	1
879	3.5
376.01	1
384	1
<b>TOTAL</b>	<b>8</b>

end

121944

**SEBRING GAS SYSTEM, INC.  
EMPLOYEE DAILY REPORT**

**NAME:** Casey Dixon      **DAY:** Wed.      **DATE:** 4-3-19

TIME	TYPE OF WORK PERFORMED	ACCOUNT NO.
08:00	@ office get w/o	874
08:30	Medical Way dig up 1/2" tap	376.01
09:00	tee on Desoto	↓
09:30	Medical Way squeeze 1/2" PE @	376.01
10:00	tap tee / blow down current main	↓
10:30	Medical Way turn off meters @	380.01
11:00	cipts, mark dows "down" tie in new	↓
11:30	1/4" PE to 1" PE service	↓
12:00	Dug up butt tee under road & cut	380.01
12:30	old service @ "tee"	↓
1:00	Tap new main tee, purge main, turn on valve @ 4"	376.01
1:30	Lunch	
2:00	↓	
2:30	Triangle get materials	879
3:00	Medical Way go over instructions for P/w	376.01
3:30	Faith Lutheran estimate	<del>879</del> 878
4:00	↓	↓
4:30	1489 Stoneridge check water temp	879
5:00		
5:30		
6:00		

**RECAP OF HOURS**

121946  
121972

ACCOUNT NUMBER	NO. OF HOURS
874	.5
376.01	<del>3</del> 3
380.01	2.5
879	<del>2</del> 1
<b>TOTAL</b>	<b>8</b>

**SEBRING GAS SYSTEM, INC.  
EMPLOYEE DAILY REPORT**

**NAME:** Casey Dixon      **DAY:** Fri      **DATE:** 4-5-19

TIME	TYPE OF WORK PERFORMED	ACCOUNT NO.
08:00	@ <del>warehouse</del> <sup>office</sup> get w/o	874
08:30	@ warehouse get parts	879
09:00	Chapey house install	879
09:30	⊙ trap it & piping	
10:00		
10:30		
11:00		
11:30		
12:00		
12:30	Drop off wire nuts to Steven	380.01
1:00	Lunch	
1:30		
2:00	Triangle get parts	874
2:30	Medical way as-bults &	376.01
3:00	concrete valve box	
3:30	@ warehouse go through ppr	894
4:00	baskets	
4:30		
5:00		
5:30		
6:00		

**RECAP OF HOURS**

ACCOUNT NUMBER	NO OF HOURS
874	1
879	4
380.01	.5
376.01	1
894	1.5
<b>TOTAL</b>	<b>8</b>

127617

**SEBRING GAS SYSTEM, INC.  
EMPLOYEE DAILY REPORT**

**NAME** Casey Dixon **DAY** Mon. **DATE** 4-8-19

TIME	TYPE OF WORK PERFORMED	ACCOUNT NO
08:00	@ office get w/p	874
08:30	Meal Commerce Center print value box	376.01
09:00	Home Depot tools & supplies	874
09:30	↓	↓
10:00	Hughes get parts & supplies	879
10:30	Ace Hardware look for parts	879
11:00	Triangle get parts	879
11:30	@ warehouse hang parts bins	874
12:00	in meter room.	↓
12:30	↓	↓
1:00	Lunch	
1:30	↓	
2:00	1347 Edgewater Point get gen.	879
2:30	info	↓
3:00	@ warehouse fix clear latch	894
3:30	on # 908	↓
4:00	@ warehouse hang parts bins	874
4:30	in meter room.	↓
5:00		
5:30		
6:00		

Stock  
Clear  
Supplies  
11:15

**RECAP OF HOURS**

122017

ACCOUNT NUMBER	NO. OF HOURS
874	3.4
376.01	.5
879	2.5
894	1
<b>TOTAL</b>	<b>8</b>

Cameron Menzie - April

Sebring Gas System, Inc. Payroll

Description	Code	Week 1	Week 2	Week 3	Week 4	Totals
CWIP Arcadia	107.02	3.5	1		1.5	6
Installation Mains, Plastic	376.01	1			1	2
Installation Communication Equipment	397.00					0
Installations Services, Plastic	380.01	3.5	2		0.5	6
Installation Meters	382.00	0.5	2	4.5	1	8
Installation Regulators	384.00					0
Abandonment Mains & Services	810.00					0
Training	880.03					0
Gate Station Maint. / Odorants	891.00				3	3
Supervision Operations	870.00	19.5	22	18	23.5	83
Exp. Meters, Regulators.	878.00	0.5	2	1	2.5	6
Exp. Customer Installation	879.00	5.5	8.5	6	4	24
Exp. Misc. Distribution	880.00					0
Exp. Mains and Services	874.00	0.5	1.5	0.5		2.5
Maintenance of Mains	887.00			2		2
Maintenance Services	892.00					0
Maintenance Meters and Regulators	893.00					0
Maintenance, Other Eqmt.	894.00	1				1
Exp. Meter Read	902.00					0
Exp. Billing	903.00					0
Expense Sales	912.00					0
Exp. Administration	920.00	4.5			2.5	7
ECCR Residential Advert	908.23					0
Exp. Gen. Meeting	885.00		1		0.5	1.5
Employee Benefits	926.02			8		8
Gate Station Equip./Installation	379.00					0
Total		40	40	40	40	160



SEBRING GAS SYSTEM, INC.  
EMPLOYEE DAILY REPORT

NAME: CAMERON MENZIE DAY: WED DATE: 4/3/19

TIME	TYPE OF WORK PERFORMED	ACCOUNT NO.
08:00		
08:30	ASSIGN WORK - MEDICAL WAGY	376.01
09:00	TIE IN NEW MAIN / SERVICES	↓
09:30		870
10:00		
10:30		
11:00		
11:30		
12:00		
12:30		↓
1:00	LUNCH	X
1:30	TRY NEW PEX FUEL CARD - FUEL #121	894
2:00	OFFICE - ARCADIA PRICING, MEETING	107.02
2:30	w/ JERRY	
3:00		
3:30		
4:00		
4:30		↓
5:00		870
5:30		
6:00		

RECAP OF HOURS

ACCOUNT NUMBER	NO. OF HOURS
376.01	1
107.02	2.5
870	4
894	.5
TOTAL	8

SEBRING GAS SYSTEM, INC.  
EMPLOYEE DAILY REPORT

NAME: CAMERON MORSE      FRI      DATE: 4/19/19

TIME	TYPE OF WORK PERFORMED	ACCOUNTING
08:00	ASSIGN WORK	879
08:30	MEETING	885
09:00	MEASUREMENTS / SURVEY	<del>887</del> 376.01
09:30	NEW MAIN EXTENSION &	
10:00	SERVICE	380.01
10:30	MEETING W/ JERRY - ARCADIA	107.02
11:00		
11:30	↓	↓
12:00		
12:30	LUNCH	X
1:00		
1:30		870
2:00		
2:30		↓
3:00	W/ CHRIS & GRIFFIN'S	879
3:30		
4:00	ASSIST FRANK & SOPHIE'S	878
4:30	↓	1
5:00		
5:30		
6:00		

WORKING HOURS

107.02	1.5
376.01	1
380.01	.5
870	2
878	1
879	1.5
885	.5
TOTAL	8

5/9

Steven Meyer April

Sebring Gas System, Inc. Payroll

Description	Code	Week 1	Week 2	Week 3	Week 4	Totals
Construction	107.00					0
Installation Mains, Plastic	376.01	4.5	0.5			5
Installation Communication Equipment	397.00					0
Installations Services, Plastic	380.01	2.5	1			3.5
Installation Meters	382.00	3	6	0.5	6	15.5
Installation Regulators	384.00	1.5		1		2.5
Abandonment Mains & Services	810.00					0
Training	880.03					0
Gate Station Maint. / Odorants	891.00					0
Supervision Operations	870.00					0
Exp. Meters, Regulators	878.00	3.5	1	1	6	11.5
Exp. Customer Installation	879.00	14	15	29	18	76
Exp. Misc. Distribution	880.00					0
Exp. Mains and Services	874.00	9.5	13.5	5.5	9.5	38
Maintenance of Mains	887.00			3		3
Maintenance Services	892.00					0
Maintenance Meters and Regulators	893.00	1.5				1.5
Maintenance, Other Eqmt.	894.00			1		1
Exp. Meter Read	902.00					0
Exp. Billing	903.00		3	0.5		3.5
Expense Sales	912.00					0
Exp. Administration	920.00					0
ECCR Residential Advert	908.23					0
Exp. Gen. Meeting	885.00				1	1
Employee Benefits	926.02					0
Gate Station Equip./Installation	379.00					0
Total		40	40	41.5	40.5	162

SEBRING GAS SYSTEM, INC.  
EMPLOYEE DAILY REPORT

Employee: Steven Meyer      Day: Wed.      Date: 4-3-19

TIME	TYPE OF WORK PERFORMED	ACCOUNT NO.
08:00	at office get work order	874
08:30	1417 Inspiration get model + Serial number	877
09:00	Medical way dig up half inch tap tee	376.01
09:30	medical way sasocce 1/2" PE at tap tee	376.01
10:00	↓	↓
10:30	medical way turnoff meters at apartments	380.01
11:00	mark driver "down" tie in new service	↓
11:30	↓	↓
12:00	tie in service	380.01
12:30	↓	↓
1:00	tap new main tee, purge main, turn on valve	376.01
1:30	Lunch	
2:00	↓	
2:30	medical way backfill	376.01
3:00	↓	↓
3:30		
4:00	↓	↓
4:30		
5:00		
5:30		
6:00		

TOTAL HOURS

ACCOUNT NO.	HOURS
874	0.5
877	0.5
376.01	4.5
380.01	2.5
TOTAL	8

SEBRING GAS SYSTEM, INC.  
EMPLOYEE DAILY REPORT

Name: Steven Meyer      Monday      DATE: 4-8-19

TIME	TYPE OF WORK PERFORMED	ACC OF MONE
08:00	at office get work order	874
08:30	Commerce center paint valve box	376.01
09:00	Home depot tools & supplies	874
09:30	↓	↓
10:00	Hughes get parts & supplies	879
10:30	Ace hardware look for parts	879
11:00	Triangle get parts	879
11:30	at warehouse clean pipes & fittings	874
12:00	↓	↓
12:30	↓	↓
1:00	lunch	
1:30	↓	
2:00	1347 Edgewater point get generator	879
2:30	Info	
3:00	<del>leak survey</del> leak survey	874
3:30	<del>leak survey</del> ↓	<del>874</del>
4:00	↓ ↓	↓
4:30		
5:00		
5:30		
6:00		

LEAKS REPAIRS

ACCOUNT NO.	NO OF HOURS
874	5
376.01	0.5
879	2.5
TOTAL	8

Welcome to GATE  
Store # 1204  
300 US 27 N  
Sebring FL 33870  
(863) 382-6677

PM

Receipt #54455  
05/30/2019  
08:18

Pump Gallons Price  
03 8.913 \$ 2.899  
Product: Diesel  
TOTAL FUEL \$ 25.84

\_\_\_\_\_  
\_\_\_\_\_  
Price  
\$165.00

SALE - Card Swiped  
TOTAL SALE \$ 25.84  
WEXACCT#  
\*\*\*\*\*0220  
Refer #00000079  
Batch #1100  
Sequence #7099  
Approval #845139

\_\_\_\_\_  
\$3.85

Thank you for  
choosing GATE!

*excavator*

*376.01 - INSPIRATION DR.*

*Emmett G. [Signature]*

\$165.00  
\$3.85  
\$168.85  
\$12.38  
\$181.23  
\$0.00  
\$181.23

Location #3  
Params.rpt (1)

COKER FUEL, INC.  
3515 US HWY 27 SOUTH  
SEBRING FL 33870  
(863) 385-0194 FAX (863) 385-3423

35068

**INVOICE**

Customer   
Name Sebring Gas System Date 05/31/19  
Address 3515 US Hwy 27 S ACCT#             
City Sebring State FL ZIP 33870 Rep             
Phone            FOB           

QTY	Description	Unit Price	TOTAL
	.Install Main at Inspiration Drive		\$ 680.00
SubTotal			\$ 680.00

Payment Other Tax Rate(s) 7.00%  
Comments            TOTAL \$ 680.00  
Name            Office Use Only             
CC #             
Expires           

*Thank you for your business!*

**Sebring Gas System, Inc.  
Payroll Allocation  
MAY 31 2010**

Account Number	Jerry McNeely, Jr Total Payroll: 11165.00 Monthly Distribution (HOURS) (DOLLARS)	Yakely Soper Total Payroll: 4442.19 Monthly Distribution (HOURS) (DOLLARS)	Ernest Reaney Total Payroll: 3121.30 Monthly Distribution (HOURS) (DOLLARS)	James Good Total Payroll: 4072.15 Monthly Distribution (HOURS) (DOLLARS)	Emily Dash Total Payroll: 2769.62 Monthly Distribution (HOURS) (DOLLARS)	Oliver Kester Total Payroll: 857.96 Monthly Distribution (HOURS) (DOLLARS)	Carmon Morris Total Payroll: 5362.90 Monthly Distribution (HOURS) (DOLLARS)	Steve Myzes Total Payroll: 2773.23 Monthly Distribution (HOURS) (DOLLARS)	Dylan Pruitt Total Payroll: 3019.81 Monthly Distribution (HOURS) (DOLLARS)	Robert Mabrey Total Payroll: 3081.83 Monthly Distribution (HOURS) (DOLLARS)	Journal Code	Total Journal Entry									
651.00	0.00	0.00	1.89	2329	8.08	41.86	1.50	42.37	0.00	2.00	32.50	8.00	651.00	750.97							
376.51	0.00	0.00	4.94	106.84	0.00	79.10	0.06	6.50	149.02	8.00	114.08	1.00	376.51	407.67							
787.00	0.00	0.00	0.00	0.00	0.00	0.00	0.00	0.00	0.00	0.00	0.00	0.00	787.00	8.00							
830.00	0.00	0.00	0.00	0.00	0.00	0.00	0.00	0.00	0.00	0.00	0.00	0.00	830.00	0.00							
305.01	0.00	0.00	17.00	293.89	0.00	24.00	439.83	0.00	18.30	511.34	22.00	113.31	305.01	1517.73							
382.00	0.00	0.00	4.00	89.86	0.00	11.80	291.11	0.00	2.30	57.28	1.20	72.83	382.00	539.55							
384.00	0.00	0.00	2.00	31.60	0.00	0.00	0.00	0.00	0.00	0.00	0.00	0.00	384.00	31.60							
670.00	0.00	0.00	0.00	0.00	0.00	0.00	0.00	0.00	0.00	0.00	0.00	0.00	670.00	2220.28							
178.00	0.00	0.00	1.00	77.84	1.00	20.26	13.74	0.00	3.00	30.74	1.00	43.00	178.00	331.85							
478.00	0.30	0.30	24.30	360.46	2.00	40.72	42.00	756.89	0.00	5.50	110.02	384.14	478.00	1843.71							
874.00	0.20	0.20	74.50	1360.90	2.50	71.28	40.00	749.42	0.00	10.80	269.13	83.00	874.00	4362.47							
847.00	0.30	0.30	4.00	189.78	0.00	41.00	234.81	0.00	5.80	121.16	12.80	118.15	847.00	637.18							
837.00	0.30	0.30	6.00	77.84	0.00	0.00	0.00	0.00	2.80	53.13	3.20	36.18	837.00	572.33							
891.00	0.00	0.00	1.00	106.70	0.00	3.00	48.84	0.00	1.90	26.31	3.00	43.00	891.00	241.70							
986.00	0.00	0.00	0.00	0.00	0.00	14.00	79.77	0.00	0.00	0.00	0.00	0.00	986.00	114.86							
833.00	0.00	0.00	16.00	84.16	0.00	0.00	0.00	0.00	4.00	26.31	0.30	7.17	833.00	282.54							
933.00	0.20	0.20	3.50	34.33	0.00	0.00	0.00	0.00	1.90	26.31	0.00	0.00	933.00	81.26							
932.00	179.80	884.78	187.80	3870.15	0.30	54.30	294.81	0.00	11.80	260.19	0.00	0.00	932.00	2212.51							
845.00	0.30	0.30	0.00	0.00	0.00	0.00	0.00	0.00	14.00	376.78	0.30	0.00	845.00	378.78							
908.10	2.25	126.41	1.25	34.12	0.00	0.00	0.00	0.00	0.00	0.00	0.30	0.00	908.10	360.47							
808.21.3	2.25	126.41	1.50	34.12	0.00	0.00	0.00	0.00	0.00	0.00	0.30	0.00	808.21.3	360.47							
908.21.0	2.25	126.41	1.00	34.12	0.00	0.00	0.00	0.00	0.00	0.00	0.30	0.00	908.21.0	360.47							
908.81.0	2.25	126.41	1.50	34.12	0.00	0.00	0.00	0.00	0.00	0.00	0.30	0.00	908.81.0	360.47							
908.11.0	2.25	126.41	1.50	34.12	0.00	0.00	0.00	0.00	0.00	0.00	0.30	0.00	908.11.0	360.47							
908.11.0	2.25	126.41	1.50	34.12	0.00	0.00	0.00	0.00	0.00	0.00	0.30	0.00	908.11.0	360.47							
197.206	0.00	0.00	0.00	0.00	0.00	0.00	0.00	0.00	0.00	0.00	0.00	0.00	197.206	0.00							
197.01	0.00	0.00	0.00	0.00	0.00	0.00	0.00	0.00	0.00	0.00	0.00	0.00	197.01	0.00							
197.02	0.00	0.00	0.00	0.00	0.00	0.00	0.00	0.00	0.00	0.00	0.00	0.00	197.02	0.00							
888.00	0.00	0.00	2.00	31.36	0.00	0.00	0.00	0.00	1.50	40.17	2.00	28.88	888.00	100.09							
374.00	0.00	0.00	0.00	0.00	0.00	0.00	0.00	0.00	0.00	0.00	0.00	0.00	374.00	0.00							
374.00	0.00	0.00	8.00	124.33	0.20	14.00	271.66	0.00	1.80	40.17	0.00	0.00	374.00	430.20							
929.80	8.00	488.80	24.00	337.95	8.00	124.33	24.00	488.89	0.00	37.00	841.20	8.00	929.80	3400.50							
906.13	0.00	0.00	0.00	0.00	0.00	0.00	0.00	0.00	0.00	0.00	0.00	0.00	906.13	0.00							
906.21	0.00	0.00	0.00	0.00	0.00	0.00	0.00	0.00	0.00	0.00	0.00	0.00	906.21	0.00							
906.33	0.00	0.00	0.00	0.00	0.00	0.00	0.00	0.00	0.00	0.00	0.00	0.00	906.33	0.00							
192.00	0.00	0.00	0.00	0.00	0.00	0.00	0.00	0.00	0.00	0.00	0.00	0.00	192.00	0.00							
946.01	0.00	0.00	0.00	0.00	0.00	0.00	0.00	0.00	0.00	0.00	0.00	0.00	946.01	0.00							
912.00	0.00	0.00	0.00	0.00	0.00	0.00	0.00	0.00	0.00	0.00	0.00	0.00	912.00	0.00							
334.00	0.00	0.00	0.00	0.00	0.00	0.00	0.00	0.00	0.00	0.00	0.00	0.00	334.00	0.00							
846.00	0.00	0.00	7.00	186.70	0.00	0.00	0.00	0.00	7.00	189.70	1.30	21.34	846.00	233.46							
200.00	11165.00	200.00	4442.19	201.00	3121.30	200.00	4072.15	194.00	2769.62	49.00	857.96	200.00	5362.90	183.00	2773.23	134.30	3019.81	200.00	3081.83	Journal Code	Total Journal Entry
												134.30	3019.81	200.00	3081.83	4302.41					



Emmett Beasley - May

Sebring Gas System, Inc. Payroll

Description	Code	Week 1	Week 2	Week 3	Week 4	Week 5	Totals
CIVIP - Areadia	107.02						0
Installation Mains, Plastic	376.01		1.5			5	6.5
Installation Communication Equipment	397.00						0
Installations Services, Plastic	380.01		6	3.5		7.5	17
Installation Meters	392.00	1.5				3	4.5
Installation Regulators	384.00	0.5				1.5	2
Abandonment Mains & Services	810.00						0
Training	880.03			2			2
Gate Station Maint. / Odorants	891.00		1.5				1.5
Supervision Operations	870.00						0
Exp. Meters, Regulators	878.00	2.5	0.5	1	1		5
Exp. Customer Installation	879.00	3	16	2.5	1	2	24.5
Exp. MISC. Distribution	880.01		2.5			4.5	7
Exp. Mains and Services	874.00	16	6.5	17.5	29.5	5	74.5
Maintenance of Mains	887.00			2	3.5	3.5	9
Maintenance Services	892.00	0.5	2.5	0.5	1.5		5
Maintenance Meters and Regulators	893.00	1.5	2		3.5		7
Maintenance, Other Eqmt.	894.00						0
Exp. Meter Read	902.00	14.5	1.5				16
Exp. Billing	903.00			3.5			3.5
Expense Sales	912.00						0
Exp. Administration	920.00						0
ECRR Residential Advert	908.23						0
Exp. Gen. Meeting	885.00						0
Employee Benefits	926.02					8	8
Gate Station Equip./Installation	379.00			8			8
Total		40	40.5	40.5	40	40	201

**SEBRING GAS SYSTEM, INC.  
EMPLOYEE DAILY REPORT**

NAME: Ernest Bersby DAY: Mon. DATE: 5/6/19

TIME	NAME OF WORKER PERFORMING	ACCOUNT NO.
08:00	@ office, get w/o	874
08:30	locate main on Parkway	376.01
09:00	↓	↓
09:30	↓	↓
10:00	colocant reads	891
10:30	↓	↓
11:00	↓	↓
11:30	@ warehouse, inventory	877
12:00	lunch	/
12:30	↓	/
1:00	@ office, get w/o	877
1:30	Sunny Hills - replace gas valve	879
2:00	↓	↓
2:30	↓	↓
3:00	↓	↓
3:30	↓	↓
4:00	↓	↓
4:30	↓	↓
5:00		
5:30		
6:30		

**RECAP OF HOURS**

ACCOUNT NUMBER	NO. OF HOURS
874	1
376.01	1/2
891	1/2
877	4
<b>TOTAL</b>	<b>8</b>

**SEBRING GAS SYSTEM, INC.  
EMPLOYEE DAILY REPORT**

NAME: Ernest Gensley DAY: Tues DATE: 5/28/19

TIME	TYPE OF WORK PERFORMED	ACCOUNT NO.
08:00	to office, get w/c	874
08:30	↓	↓
09:00	Examster st. - Under report	874
09:30	Inspiration - Estimated for	380.01
10:00	new seals	↓
10:30	Inspiration - air pressure test	879
11:00	lunch	
11:30	↓	↓
12:00	Inspiration - install new meter	382
12:30	↓	↓
1:00	↓	↓
1:30	Inspiration - install new reg.	384
2:00	↓	↓
2:30	Inspiration - install rimoni meter	879
3:00	↓	↓
3:30	↓	↓
4:00	Warehouse, gather materials	376.01
4:30	↓	↓
5:00		
5:30		
6:00		

REMARKS:

ACCOUNT NO.	HOURS
874	1/2
380.01	1
879	2
382	1/2
384	1
376.01	1
<b>TOTAL</b>	<b>5.5</b>

**SEBRING GAS SYSTEM, INC.  
EMPLOYEE DAILY REPORT**

**NAME:** Emmett Beasley    **WEEK:**    **DATE:** 5/29/19

TIME	IMPROV. WORK PERFORMED	ACCOUNT NO.
08:00	to office get w/o	382
08:30	Inspiration - install main ext.	376.01
09:00	↓	↓
09:30	Inspiration - install new meter	382
10:00	↓	↓
10:30	Inspiration - install regulator	384
11:00	Inspiration - trench new main	376.01
11:30	ext.	↓
12:00	↓	↓
12:30	Lunch	/
1:00	↓	/
1:30	Inspiration - Trench new main	376.01
2:00	ext.	↓
2:30	↓	↓
3:00	Inspiration - install 2 fuses	380.01
3:30	dual services	↓
4:00	↓	↓
4:30	↓	↓
5:00		
5:30		
6:00		

**CALCULATIONS**

ACCOUNT NO.	HOURS
382	1/2
376.01	4
384	1/2
380.01	2
<b>TOTAL</b>	<b>8</b>

Casey Dixon - May

Sebring Gas System, Inc. Payroll

Description	Code	Week 1	Week 2	Week 3	Week 4	Week 5	Totals
CWIP - Arcadia	107.02						0
Installation Mains Plastic	376.01					1.5	1.5
Installation Communication Equipment	397.00						0
Installations Services, Plastic	390.01	1	6.5	5.5	3.5	7.5	24
Installation Meters	382.00	1	1.5		0.5	9.5	12.5
Installation Regulators	384.00						0
Maintenance Mains & Services	810.00						0
Training	800.03						0
Gate Station Maint., 7 Oborants	891.00			5			5
Supervision Operations	870.00						0
Exp. Meters, Regulators	878.00		0.5			0.5	1
Exp. Customer Installation	879.00	18	12	2	4.5	5.5	42
Exp. Misc. Distribution	880.00						0
Exp. Mains and Services	874.00	4	11.5	4	19.5	1	40
Maintenance of Mains	887.00	4			3	5	12
Maintenance Services	892.00		3				3
Maintenance Meters and Regulators	891.00			2.5			2.5
Maintenance Other Eqmt.	894.00	12	2	0.5		1.5	16
Exp. Meter Read	902.00						0
Exp. Billing	903.00						0
Expense Sales	912.00						0
Exp. Administration	920.00						0
KCCR Residential Advert	908.23						0
Exp. Gen. Meeting	888.00						0
Employee Benefits	926.02			16		8	24
Gate Station Supply/Installation	379.00			6.5	8		14.5
Total		48	37	42	39	40	198

SEBRING GAS SYSTEM, INC.  
EMPLOYEE DAILY REPORT

NAME: Casey Dixon DAY: Wed. DATE: 5-24-19

TIME	TIME OF WORK PERFORMED	ACCOUNT NO.
08:00	@ Office get w/c	874
08:30	@ warehouse get pipe trailer	376.01
09:00	Inspection plot out main	376.01
09:30	eat	↓
10:00	Inspection (1393?) Hang	874
10:30	Pinac + pipe	↓
11:00	Fuse test + ETV's	380.01
11:30	↓	↓
12:00	Install Romar remote	874
12:30	Lunch	
1:00	↓	
1:30	Inspection truck for service lines	380.01
2:00	warehouse for trailer / Taylor Rental	380.01
2:30	get trencher	↓
3:00	Inspection Dr. trench service	380.01
3:30	↓	↓
4:00	Return trencher	380.01
4:30	250i bakewell install dryer	874
5:00		
5:30		
6:00		

REG. HOURS

124332  
124580

ACCOUNT NO.	REG. HOURS
874	.5
376.01	1.5
874	2
380.01	4
TOTAL	8

Cameron Menzie - May

Sebring Gas System, Inc. Payroll

Description	Code	Week 1	Week 2	Week 3	Week 4	Week 5	Totals
CWIP - Arcadia	107.02		3.5		1		4.5
Installation Mains, Plastic	376.01				3	2.5	5.5
Installation Communication Equipment	397.00						0
Installations Services, Plastic	380.01		9.5		3	6.5	19
Installation Meters	382.00	1				1.5	2.5
Installation Regulators	384.00						0
Abandonment Mains & Services	810.00						0
Training	880.03			1.5			1.5
Gate Station Maint. / Odorants	891.00		1	0.5			1.5
Supervision Operations	870.00	5	18.5	19.5	25	14.5	82.5
Exp. Meters, Regulators.	876.00		1		0.5	1.5	3
Exp. Customer Installation	879.00	0.5	4.5		0.5		5.5
Exp. Misc. Distribution	880.00						0
Exp. Mains and Services	874.00	0.5	0.5	3	6		10
Maintenance of Mains	887.00				0.5		0.5
Maintenance Services	892.00	1	1				2
Maintenance Meters and Regulators	893.00	1					1
Maintenance, Other Eqmt.	894.00						0
Exp. Meter Rent	902.00	1					1
Exp. Billing	903.00			1			1
Expense Sales	912.00						0
Exp. Administration	920.00	6		3.5	0.5	1.5	11.5
ECCR Residual Advert	908.23						0
Exp. Supervision Engineering	885.00		0.5	9.5		4	14
Employee Benefits	926.02	24				8	32
Gate Station Equip./Installation	379.00			1.5			1.5
Total		40	40	40	40	40	200

SEBRING GAS SYSTEM, INC.  
EMPLOYEE DAILY REPORT

CAMERON MENZIE THURS 5/16/19

TIME	DESCRIPTION	LOCATION
08:00		
08:30	ASSIGN WORK - VALUE ADJUST.	874 ↓
09:00	SYSTEM / SECTIONAL	
09:30	OFFICE - ADMIN	870
10:00	PHONE CONF. CHIEFTECH PIZZA	380.01
10:30	HQ. - SCHEDULE CONVERSION	↓
11:00	PHONE CONF. ON PERMITS ARCHIVA	107.02 ↓
11:30	17 SCOUTSBOURNE	↓
12:00	MEET IN HOUSE IN O.S. CP	887
12:30	LUNCH	✗
1:00		
1:30	CONVERSION KITS FOR CANNIBLY PRO	380.01
2:00	↓ TRAINING	
2:30	WILLIE DOWN'S VILLAGES - CHECK	396.01
3:00	UP ON STAIRS	↓
3:30		870 ↓
4:00		
4:30		
5:00		
5:30		
6:00		

380.01	2
107.02	1
376.01	1.5
870	2
884	1
887	5
<b>TOTAL</b>	<b>8</b>



Steven Mayes - May

Sebring Gas System, Inc. Payroll

Description	Code	Week 1	Week 2	Week 3	Week 4	Week 5	Totals
CWP - Arcadia	107.02						0
Installation Mains, Plastic	376.01					8	8
Installation Communication Equipment	397.00						0
Installation Services, Plastic	380.01		7	6		9	22
Installation Meters	382.00	1	1.5			3	5.5
Installation Regulators	384.00						0
Abandonment Mains & Services	910.00						0
Training	806.03			2			2
Gate Station Maint./ Odors	891.00						0
Supervision Operations	870.00						0
Exp. Meters, Regulators	878.00	0.5	1.5	1			3
Exp. Customer Installation	879.00	19		2	6	0.5	27.5
Exp. Misc. Distribution	880.01		2.5			4.5	7
Exp. Mains and Services	874.00	8.5	21	23.5	29.5	0.5	83
Maintenance of Mains	887.00	1.5		2	3	6	12.5
Maintenance Services	892.00	0.5	3				3.5
Maintenance Meters and Regulators	893.00		1	0.5	1.5		3
Maintenance Other Equip.	894.00	5.5	2			0.5	8
Exp. Meter Rent	902.00		0.5				0.5
Exp. Billing	903.00						0
Expense Sales	912.00						0
Exp. Administration	920.00						0
ECOR Residential MISC	908.23						0
Exp. Gen. Meeting	385.00						0
Employee Benefits	936.02					8	8
Gate Station Equip./Installation	370.00						0
Total		36.5	48	37	48	40	109.5

**SEBRING GAS SYSTEM, INC.  
EMPLOYEE DAILY REPORT**

**NAME:** Steven Meyer      **DAY:** Wed.      **DATE:** 5-29-19

TIME	TYPE OF WORK PERFORMED	ACCOUNT NO.
08:00	at office ret V/O	376.01
08:30	Inspiration	
09:00		
09:30		
10:00		
10:30		
11:00		
11:30		
12:00	↓	
12:30	Lunch	
1:00	↓	
1:30	Inspiration	376.01
2:00		
2:30		
3:00		
3:30		
4:00		
4:30	↓	
5:00		
5:30		
6:00		

**RECAP OF HOURS**

ACCOUNT NUMBER	NO. OF HOURS
376.01	8
<b>TOTAL:</b>	<b>8</b>

Dylan Pruitt - May

Sebring Gas System, Inc. Payroll

Description	Code	Week 1	Week 2	Week 3	Week 4	Week 5	Totals
CWIP - Arcadia	107.02						0
Installation Mains, Plastic	376.01		1				1
Installation Communication Equipment	397.00						0
Installations Services, Plastic	380.01		6				6
Installation Meters	382.00					5.5	5.5
Installation Regulators	384.00						0
Abandonment Mains & Services	811.00						0
Training	880.03						0
Gate Station Maint. / Odorants	891.00		2				2
Supervision Operations	870.00						0
Exp. Meters, Regulators	878.00	3	0.5	1		1.5	6
Exp. Customer Installation	879.00	3				3	6
Exp. Misc. Distribution	880.00		1.5				1.5
Exp. Mains and Services	874.00	18	5	13.5	14.5	6	57
Maintenance of Mains	887.00			8			8
Maintenance Services	892.00			0.5	1.5		2
Maintenance Meters and Regulators	893.00			1			1
Maintenance, Other Eqmt.	894.00						0
Exp. Meter Read	902.00						0
Exp. Billing	903.00						0
Expense Sales	912.00						0
Exp. Administration	920.00						0
ECCR Residential Advert	908.23						0
Exp. Gen. Meeting	885.00						0
Employee Benefits	926.02					8	8
Gate Station Equip./Installation	379.00						0
Total		24	16	24	16	24	104

SEBRING GAS SYSTEM, INC.  
EMPLOYEE DAILY REPORT

TIME	LOCATION	ACCOUNT NO.
08:00		
08:30	@ office get w/ls	874
09:00	Head + seats	878
09:30	locate main on Parkway	376.01
10:00	↓	
10:30	elements	891
11:00		
11:30		
12:00	Lunch	
12:30	↓	
1:00	@ office get w/ls	874
1:30	↓	
2:00	Locates	874
2:30		
3:00		
3:30		
4:00		
4:30		
5:00		
5:30		
6:00		

974	95
978	5
376.01	1
891	2
TOTAL	8

77790  
-282A

Dylan Pruitt  
5-6-14



**Consolidated Pipe & Supply Co., Inc.**

3010 EUNICE AVE.  
ORLANDO FL 32808

INVOICE DATE  
6/18/2019

INVOICE NUMBER  
7792156-000-000  
PAGE  
1 of 1

Original Invoice

SOLD TO:

Account No.  
770252

SHIP TO: SEBRING GAS  
3515 US HWY 27 S

SEBRING GAS SYSTEM  
3515 US HIGHWAY 27 S

SEBRING FL 33870

SEBRING FL 33870

JOB: STOCK

Customer Order No.				Terms of Sale			Ship Via		
PREPAID				NET 30			AAA 97101888		
FREIGHT				F.O.B. DESTINATION			SHIP FROM		
CPS-ORLANDO				6/13/2019			CPS-ORLANDO		
Line No.	Ordered	Shipped	Back Ordered	Product No.	Description	Unit Price	Per	Sales Amount	
1	10	10		254472	1 CENTRAL SDR11 2708 TE TRANS 360002555	17.16	EA	171.60	
2	30	30		216082	1/2 DRESS CTS BF EFV 0480-0157-009	11.50	EA	345.00	
3	60	60		219108	1-1/4 IPEX 3408/4710 EF CPLG 128025	9.60	EA	576.00	
4	80	80		287217	2 IPEX 3408/4710 EF CPLG 128028	10.80	EA	864.00	
5	40	17	23	209895	1 IPEX 3408/4710 EF CPLG 128024	8.65	EA	147.05	
6	8	8	4 - 54.66 54.66	201492	3 SHIELDTEC GAS NON DET TAPE 1000	12.77	EA	109.32 102.16	
7	1	1		207410	2 TAPECOAT H35GRAY INT PRIMER CASE211021 TAPE	326.67	EA	326.67	
								STATE SALES TAX - FLORIDA	151.95
								COUNTY SALES TAX - HIGHLANDS CO FL	37.99
								Invoice Amount	2,722.42

This Sale is Governed by Consolidated Pipe & Supply's terms & conditions of sale found at [www.Consolidatedpipe.com](http://www.Consolidatedpipe.com)

REMIT TO: DEPT. 3147 P.O. BOX 2153 BIRMINGHAM, AL. 35287-3147



Tranett Deasley - June

Sebring Gas System, Inc. Payroll

Description	Code	Week 1	Week 2	Week 3	Week 4	Totals
CWIP - Area A	107.02					0
Installation Mains, Plastic	376.01	12.5				12.5
Installation Communication Equipment	397.00				0.5	0.5
Installations Services, Plastic	380.01	4	1.5		2	7.5
Installation Meters	382.00	2	2		1.5	5.5
Installation Regulators	384.00		1			1
Abandonment Mains & Services	810.00					0
Training	880.03		3			3
Gate Station Maint. / Odorants	891.00	1.5		3.5		5
Supervision Operations	870.00					0
Exp. Meters, Regulators	878.00		2	1		3
Exp. Customer Installation	879.00		5		9	14
Exp. Misc. Distribution	880.00	4.5	0.5			5
Exp. Mains and Services	874.00	9.5	21	17.5	22.5	70.5
Maintenance of Mains	887.00	2		17	2.5	21.5
Maintenance Services	892.00					0
Maintenance Meters and Regulators	893.00	1.5			0.5	2
Maintenance, Other Equip.	894.00	1	1	1		3
Exp. Meter Read	902.00	1.5				1.5
Exp. Billing	903.00		3			3
Expense Sales	912.00					0
Exp. Administration	920.00					0
ECCR Residential Advert	908.23					0
Exp. Gen. Meeting	885.00				1.5	1.5
Employee Benefits	926.02					0
Gate Station Equip./Installation	379.00					0
Total		40	40	40	40	160

**SEBRING GAS SYSTEM, INC.  
EMPLOYEE DAILY REPORT**

**NAME:** Emmet K. Rowley    **DATE:** Tues.    **DAY:** 6/14/19

TIME	TYPE OF WORK PERFORMED	ACCOUNT NO.
08:00	Inspiration - back fill	376.01
08:30	main ext. 2 tie in new	
09:00	main ext. to main	
09:30		
10:00		
10:30		
11:00		
11:30		
12:00	↓	↓
12:30	lunch	
1:00	↓	
1:30	1517 Chbe Terrace - Leak	<del>892</del> 893
2:00	call	
2:30	↓	↓
3:00	locate	874
3:30	Re-rounds	902
4:00		
4:30	↓	↓
5:00		
5:30		
6:00		

**RECAP OF HOUR**

ACCOUNT NUMBER	NO OF HOUR
376.01	4.5
892	1.5
874	1.5
902	1.5
<b>TOTAL</b>	<b>8</b>



Cheryl Dixon - June

Sebring Gas System, Inc. Payroll

Description	Code	Week 1	Week 2	Week 3	Week 4	Totals
CWIP - Arcadia	107.02					0
Installation Mains, Plastic	376.01	7	1			8
Installation Communication Equipment	397.00					0
Installations Services, Plastic	380.01	9.5	5.5	3	10	28
Installation Meters	382.00	4	4.5	1.5		10
Installation Regulators	384.00			1		1
Abandonment Mains & Services	810.00					0
Training	880.03					0
Gate Station Maint. / Odorants	891.00		6.5	7.5		14
Supervision Operations	870.00					0
Exp. Meters, Regulators	878.00	1				1
Exp. Customer Installation	879.00	1.5	5.5	6	19	32
Exp. Misc. Distribution	880.00					0
Exp. Mains and Services	874.00	13.5	14	4.5	2	34
Maintenance of Mains	887.00		2	14.5	7.5	24
Maintenance Services	892.00					0
Maintenance Meters and Regulators	893.00	3.5		0.5	1	5
Maintenance, Other Eqmt.	894.00	0.5	0.5	1		2
Exp. Meter Read	902.00		0.5			0.5
Exp. Billing	903.00					0
Expense Sales	912.00					0
Exp. Administration	920.00					0
ECCR Residential Advert	908.23					0
Exp. Gen. Meeting	885.00				1.5	1.5
Employee Benefits	926.02					0
Gate Station Equip./Installation	379.00	0.5				0.5
Total		41	40	39.5	41	161.5

SEBRING GAS SYSTEM, INC.  
EMPLOYEE DAILY REPORT

NAME: C. Cooley Dixon DATE: Tues DATE: 6-4-19

TIME	TYPE OF WORK PERFORMED	ACCOUNT NO.
08:00	Inspection backfill services	380.01
08:30		↓
09:00	" tie in main ext.	376.01
09:30	↓	↓
10:00		↓
10:30	" Install meter set	382
11:00	↓	↓
11:30	Retuned	894
12:00	Lunch	
12:30	↓	
1:00	@ office w/ Cam	380.01
1:30	@ warehouse load materials	382
2:00	↓	↓
2:30	Pickup materials from Deutsche	379
3:00	Handle kerate	874
3:30	↓	↓
4:00	Pizza Hut get measurement	380.01
4:30	@ warehouse c/T pipe	380.01
5:00		
5:30		
6:00		

CALCULATION

124531  
124632

380.01	2.5
376.01	1.5
382	2
894	.5
874 <del>382</del>	1
379	.5
TOTAL	8

**SEBRING GAS SYSTEM, INC.  
EMPLOYEE DAILY REPORT**

**NAME:** Percy Dixon      **DAY:** Wed.      **DATE:** 6-5-19

TIME	TYPE OF WORK PERFORMED	ACCOUNT NO.
08:00	@ office get w/p	874
08:30	Sunshine Ln road & seal	878
09:00	Hope Villas road & seal	878
09:30	Locate	874
10:00	Inspiration as-baults	376.01
10:30	↓	↓
11:00	Get <del>the</del> P/W from Emmett	376.01
11:30	Posco Estimate	380.01
12:00	Lunch	
12:30	↓	
1:00	Cowpoke's check dryer	879
1:30	↓	↓
2:00	Grace Church estimate	380.01
2:30	↓	↓
3:00	Chloe estimate	879
3:30	@ office drop off P/W	874
4:00	@ warehouse cleaning	874
4:30	↓	↓
5:00		
5:30		
6:00		

**RECAP OF HOURS**

124699  
124762

ACCOUNT NUMBER	NO. OF HOURS
874	2.5
878	1
376.01	1.5
380.01	1.5
879	1.5
<b>TOTAL</b>	<b>8</b>

6/9

**SEBRING GAS SYSTEM, INC.  
EMPLOYEE DAILY REPORT**

**NAME:** Casey Dixon      **DAY:** Thurs.      **DATE:** 6-6-19

TIME	TYPE OF WORK PERFORMED	ACCOUNT NO.
08:00	@ office get w/o	874
08:30	@ warehouse unload tools	874
09:00	Andrews install dryer	879
09:30	↓	↓
10:00	workview give parts to Emmett	879
10:30	Artistic read meters	902
11:00	Take drill bit to Emmett	879
11:30	Lunch	
12:00	↓	
12:30	@ Edgewater Point get	376.01
1:00	measurements	↓
1:30	@ office w/ Pam.	382
2:00	Warehouse Pizza Hut	382
2:30	replace meter	↓
3:00	↓	↓
3:30	Herdee Trail backfill	874
4:00	↓	↓
4:30	@ warehouse Lockup	874
5:00		
5:30		
6:00		

**RECAP OF HOURS**

124762

ACCOUNT NUMBER	NO. OF HOURS
874	2.5
874	2
902	.5
376.01	1
382	2.5
<b>TOTAL</b>	<b>8</b>

Cameron Menzle - June

Sebring Gas System, Inc. Payroll

Description	Code	Week 1	Week 2	Week 3	Week 4	Totals
CWIP - Arcadia	107.02					0
Installation Mains, Plastic	376.01	0.5				0.5
Installation Communication Equipment	397.00					0
Installations Services, Plastic	380.01	3	2			5
Installation Meters	382.00					0
Installation Regulators	384.00					0
Abandonment Mains & Services	810.00					0
Training	880.03				24	24
Gate Station Maint. / Odorants	891.00			1		1
Supervision Operations	870.00	4.5	9	24	9	46.5
Exp. Meters, Regulators.	878.00		0.5			0.5
Exp. Customer Installation	879.00			1		1
Exp. Misc. Distribution	880.00					0
Exp. Mains and Services	874.00	3	0.5	2		5.5
Maintenance of Mains	887.00			10.5	2	12.5
Maintenance Services	892.00					0
Maintenance Meters and Regulators	893.00			0.5		0.5
Maintenance, Other Eqmt.	894.00					0
Exp. Meter Read	902.00	9				9
Exp. Billing	903.00					0
Expense Sales	912.00					0
Exp. Administration	920.00	12	3.5		3	18.5
ECCR Residential Advert	908.23					0
Exp. Gen. Meeting	885.00		0.5		2	2.5
Employee Benefits	926.02	8	24			32
Gate Station Equip./Installation	379.00			1		1
Total		40	40	40	40	160

**SEBRING GAS SYSTEM, INC.  
EMPLOYEE DAILY REPORT**

**NAME:** Cameron Menzies **DAY:** TUES **DATE:** 6/4/19

TIME	TYPE OF WORK PERFORMED	ACCOUNT NO
08:00	ASSIGN WORK - INSPIRATION DR.	376.01
08:30	↓	380.01
09:00		870
09:30	DR. OFFICE / HOSPITAL	874
10:00	↓	
10:30		
11:00	↓	
11:30		
12:00		<del>X</del>
12:30	LUNCH	
1:00	ASSIGN / PHONE CONF. PIZZA HUT	380.01
1:30	CONVERSION	↓
2:00	PAYROLL - MONTH CLOSING	920
2:30	↓	
3:00		
3:30		
4:00		
4:30	↓	
5:00		
5:30		
6:00		

**RECAP OF HOURS**

ACCOUNT NUMBER	NO. OF HOURS
376.01	1.5
380.01	1.5
870	.5
874	2.5
920	3
<b>TOTAL</b>	<b>8</b>

Steven Meyer June

Sebring Gas System, Inc. Payroll

Description	Code	Week 1	Week 2	Week 3	Week 4	Totals
CWIP - Arcadia	107.02					0
Installation Mains, Plastic	376.01	3	1			4
Installation Communication Equipment	397.00					0
Installations Services, Plastic	380.01	13	4.5	2	15	34.5
Installation Meters	382.00	4.5	4.5	1.5		10.5
Installation Regulators	384.00			1		1
Abandonment Mains & Services	810.00					0
Training	880.03		2			2
Gate Station Maint. / Odorants	891.00	1.5				1.5
Supervision Operations	870.00					0
Exp. Meters, Regulators.	878.00	1				1
Exp. Customer Installation	879.00	1.5	5.5	6.5	11.5	25
Exp. Misc. Distribution	880.00	6				6
Exp. Mains and Services	874.00	12	19.5	11.5	2	45
Maintenance of Mains	887.00	0.5	2	16.5	8.5	27.5
Maintenance Services	892.00					0
Maintenance Meters and Regulators	893.00			0.5	1.5	2
Maintenance, Other Eqmt.	894.00	1.5	0.5	0.5		2.5
Exp. Meter Read	902.00		0.5			0.5
Exp. Billing	903.00					0
Expense Sales	912.00					0
Exp. Administration	920.00					0
ECCR Residential Advert	908.23					0
Exp. Gen. Meeting	885.00				1.5	1.5
Employee Benefits	926.02					0
Gate Station Equip./Installation	379.00	0.5				0.5
Total		45	40	40	40	165

**SEBRING GAS SYSTEM, INC.  
EMPLOYEE DAILY REPORT**

**NAME:** Steven Meyer      **DAY:** tuesday      **DATE:** 5-4-19

TIME	TYPE OF WORK PERFORMED	ACCOUNT NO.
08:00	Inspiration backfill service lines	380.01
08:30	↓	↓
09:00	Inspiration tie in new main extension	376.01
09:30	↓	↓
10:00	↓	↓
10:30	Inspiration IS shall meter set	382
11:00	↓	↓
11:30	Refuel truck	894
12:00	Lunch	
12:30	↓	
1:00	at office	380.01
1:30	at warehouse load materials	382
2:00	↓	↓
2:30	Pick up materials from devtech	379
3:00	Harder Locate	874
3:30	↓	↓
4:00	Pizza Hut get measurement	380.01
4:30	to warehouse c/t pipe	380.01
5:00		
5:30		
6:00		

**RECAP OF HOURS**

ACCOUNT NUMBER	NO. OF HOURS
380.01	2.5
376.01	1.5
382	2
894	0.5
874	1
379	0.5
<b>TOTAL</b>	<b>8</b>



**SEBRING GAS SYSTEM, INC.  
EMPLOYEE DAILY REPORT**

**NAME** Steven Meyer      **DAY** Wed      **DATE** 6-5-11

TIME	TYPE OF WORK PERFORMED	ACCOUNT NO.
08:00	at office get w/o	874
08:30	Sunshine lane Read & seal	878
09:00	Hope villas Read & seal	878
09:30	Locate	874
10:00	Inspiration as build's	376.01
10:30	↓	↓
11:00	Get paperwork from ermett	376.01
11:30	pasco estimate	380.01
12:00	Lunch	
12:30	↓	
1:00	Cowpoker check frier	879
1:30	↓	↓
2:00	Grace church estimate	380.01
2:30	↓	↓
3:00	Chloe estimate	879
3:30	at office drop off p/w	874
4:00	at wive house cleaning	874
4:30	↓	↓
5:00		
5:30		
6:00		

**RECAP OF HOURS**

ACCOUNT NUMBER	NO. OF HOURS
874	2.5
878	1
376.01	1.5
380.01	1.5
879	1.5
<b>TOTAL</b>	<b>8</b>

**SEBRING GAS SYSTEM, INC.  
EMPLOYEE DAILY REPORT**

**NAME** Steven Meyer      **DAY** thursday      **DATE** 6-6-19

TIME	TYPE OF WORK PERFORMED	ACCOUNT NO.
08:00	at office get V/O	874
08:30	at warehouse unload tools	874
09:00	andrews install drier	879
09:30	↓	↓
10:00	Lakeview give parts to emmett	879
10:30	Artistic Read meters	902
11:00	take drill bit to emmett	879
11:30	Lunch	
12:00	↓	
12:30	at edge water point get measurements	376.01
1:00	↓	↓
1:30	at office w/can	382
2:00	winchuk pizza hut replace meter	382
2:30	↓	↓
3:00	↓	↓
3:30	Hardee Jail back fill	874
4:00	↓	
4:30	at warehouse lock up	874
5:00		
5:30		
6:00		

**RECAP OF HOURS**

ACCOUNT NUMBER	NO. OF HOURS
874	2.5
879	2
902	0.5
376.01	1
382	2
<b>TOTAL</b>	<b>8</b>

Dylan Pruitt - June

Sebring Gas System, Inc. Payroll

Description	Code	Week 1	Week 2	Week 3	Week 4	Totals
CWIP - Arcadia	107.02					0
Installation Mains, Plastic	376.01	8				8
Installation Communication Equipment	397.00				0.5	0.5
Installations Services, Plastic	380.01		0.5		2	2.5
Installation Meters	382.00		0.5		3	3.5
Installation Regulators	384.00					0
Abandonment Mains & Services	810.00					0
Training	880.03		3			3
Gate Station Maint. / Odorants	891.00			3.5		3.5
Supervision Operations	870.00					0
Exp. Meters, Regulators.	878.00	0.5	2			2.5
Exp. Customer Installation	879.00		2		4	6
Exp. Misc. Distribution	880.00					0
Exp. Mains and Services	874.00	4	12.5	7	12	35.5
Maintenance of Mains	887.00			4.5	0.5	5
Maintenance Services	892.00	0.5				0.5
Maintenance Meters and Regulators	893.00	3.5			0.5	4
Maintenance, Other Eqmt.	894.00		1	1		2
Exp. Meter Read	902.00	7.5				7.5
Exp. Billing	903.00		2.5			2.5
Expense Sales	912.00					0
Exp. Administration	920.00					0
ECCR Residential Advert	908.23					0
Exp. Gen. Meeting	885.00				1.5	1.5
Employee Benefits	926.02					0
Gate Station Equip./Installation	379.00					0
Total		24	24	16	24	88

**SEBRING GAS SYSTEM, INC.  
EMPLOYEE DAILY REPORT**

**NAME:** Dylan Pruitt      **DAY:** Mon      **DATE:** 6-8-17

TIME	TYPE OF WORK PERFORMED	ACCOUNT NO.
08:00	@ office get wks	874
08:30	turn on in hope circle	878
09:00	@ inspection finish main install	376.01
09:30	↓	↓
10:00	↓	↓
10:30	@ Runway cable leak call	843
11:00	↓	↓
11:30	Lunch	
12:00	↓	
12:30	@ inspection finish main install	376.01
1:00	start pressure test	↓
1:30	↓	↓
2:00	↓	↓
2:30	@ Runway cable repair leak on	843
3:00	meter set	↓
3:30	↓	↓
4:00	↓	↓
4:30	@ warehouse finish PW	843
5:00		
5:30		
6:00		

**RECAP OF HOURS**

124450  
124531

ACCOUNT NUMBER	NO. OF HOURS
874	.5
878	.5
376.01	3.5
843	3.5
<b>TOTAL</b>	<b>8</b>

**SEBRING GAS SYSTEM, INC.  
EMPLOYEE DAILY REPORT**

**NAME:** Dylan Pruitt      **DAY:** Tue      **DATE:** 6-4-19

TIME	TYPE OF WORK PERFORMED	ACCOUNT NO.
08:00	Inspection backfill main ditch	376.01
08:30	new main to existing	
09:00		
09:30		
10:00		
10:30		
11:00		
11:30		
12:00		
12:30	Lunch	
1:00		
1:30	Locates	874
2:00		
2:30	15" Unloc service leak corr	892
3:00	Locates	874
3:30	Pre-needs	902
4:00		
4:30		
5:00		
5:30		
6:00		

**RECAP OF HOURS**

ACCOUNT NUMBER	NO. OF HOURS
376.01	4.5
874	1.5
892	.5
902	1.5
<b>TOTAL</b>	<b>8</b>

September 27, 2017

SEBRING GAS SYSTEM, INC.  
3515 US HWY 27, SOUTH  
SEBRING, FL 33870  
863-385-0194

Construction Materials Form

154 - 376.01  
INVENTORY COPY *om*

Location:	Inspiration Dr.
Date:	5-29-19

Part Description	Qty Used	
✓ 1 1/4" Yellow PE 24 x 1.05 351 x 1.05	375'	18.09 368.55
✓ 10 ga. tracer wire 326 x 13 = 4073 169 x .30 = 2670	395'	61.43
✓ 1 1/4" SF Cap 1.91	2	3.88
✓ Main Line marker 5 x 2 = 10' 3.23	2	32.30
✓ 1 1/4" EF Coupling	1	11.32
		495.57

Consolidated Pipe & Supply Co., Inc.

3010 EUNICE AVE.  
ORLANDO FL 32808

INVOICE DATE  
5/17/2019

INVOICE NUMBER  
7791826-000-000  
PAGE  
1 OF 1

Original Invoice

Account No.  
770252

SOLD TO:

SHIP TO: SEBRING GAS SYSTEM  
3515 US HIGHWAY 27 S  
ATTN: CAMERON MENZIE

SEBRING GAS SYSTEM  
3515 US HIGHWAY 27 S

SEBRING FL 33870

SEBRING FL 33870

JOB: STOCK

Customer Order No. STOCK				Terms of Sale NET 30		Ship Via AAA 97101875		
Freight PREPAID				F.O.B. DESTINATION		Ship From CPS-ORLANDO		
Line No.	Ordered	Shipped	Back Ordered	Product No.	Description	Unit Price	Per.	Sales Amount
1	10	10		253778	#10 YELLOW TRACING WIRE PE-30 SLD 500	112.20 <i>120.36 ÷ 500</i>	EA <i>244</i>	1122.00 <i>1203.55</i>
2	20	20		212496	1/2 PERPIPE .090 2708 CTS SF CAP	1.19 <i>1.28</i>	EA	23.80 <i>25.53</i>
3	20	20		212498	1/2 PERPIPE .090 2708 CTS SF CPLG	.82 <i>.88</i>	EA	16.40 <i>17.89</i>
4	40	40		212505	1 PERPIPE SDR11 2708 SF TEE	2.30	EA <i>2.47</i>	92.00 <i>98.67</i>
5	4	4		221187	4X2 IPEX 3408/4710 EF/US TT 228025	93.18	EA <i>99.94</i>	372.72 <i>399.75</i>
6	4	4		252194	4X1-1/4 IPEX 528023 3408/4710 EF US TT	103.41 <i>110.91</i>	EA	413.64 <i>443.63</i>
8	500.0	500.0		208584	3/4 DRISPLX SDR11 PE2708 6500 GAS PIPE 500	39.00	CFT <i>.412 per ft</i>	195.00 <i>209.14</i>
9	500.0	500.0		208583	1 DRISPLX SDR11 PE2708 6500 GAS 500 PIPE	71.41	CFT <i>.77 per ft</i>	357.05 <i>382.94</i>
10	1500.0	1500.0		208582	1-1/4 DRISPLX SDR10 PE2708 6500 GAS PIPE 500	97.46 <i>105 CFT.</i>	CFT	1461.90 <i>1566.98</i>
						STATE SALES TAX - FLORIDA		243.27
						COUNTY SALES TAX - HIGHLANDS CO FL		50.00
							Invoice Amount	4,347.78

This Sale is Governed by Consolidated Pipe & Supply's terms & conditions of sale found at www.Consolidatedpipe.com

REMIT TO: DEPT. 3147 P.O. BOX 2153 BIRMINGHAM, AL. 35287-3147



# Consolidated Pipe & Supply

3010 EUNICE AVE.  
ORLANDO FL 32808

INVOICE DATE  
8/14/2018

7783252-001 000  
PAGE 1 OF 1

## Original Invoice

Account No.  
770252

SHIP TO: SEBRING GAS SYSTEM  
3515 US HIGHWAY 27 S  
ATTN: CAMERON

SOLD TO:

SEBRING GAS SYSTEM  
3515 US HIGHWAY 27 S

SEBRING

FL 33870

JOB: STOCK

SEBRING

FL 33870

Customer Order No.		Terms of Sale		Ship Via				
VERBAL		NET 30		AAA-C 99432757				
Freight		F.O.B.		Ship From				
PREPAID & CHARGE		DESTINATION		CPS-BIRMINGHAM				
Line No.	Ordered	Shipped	Back Ordered	Product No.	Description	Unit Price	Per	Sales Amount
3	4000.0	4000.0		217427	#10 YELLOW TRACING WIRE PE-30 SOLID 500	26.00	CFT	1040.00
					FREIGHT			66.60
					STATE SALES TAX - FLORIDA			62.40
					COUNTY SALES TAX - HIGHLANDS CO FL			15.60
					3 Rails			
					148.08 per Rail 30' per foot.			
Invoice Amount								

This Sale is Governed by Consolidated Pipe & Supply's terms & conditions of sale found at [www.Consolidatedpipe.com](http://www.Consolidatedpipe.com)

REMIT TO: DEPT. 3147 P.O. BOX 2153 BIRMINGHAM, AL. 35287-3147



# Consolidated Pipe & Supply Co., Inc.

3010 EUNICE AVE.  
ORLANDO FL 32808

INVOICE DATE  
1/09/2018

INVOICE NUMBER  
7774932-000-000

PAGE  
1 OF 2

Original Invoice

Account No.  
770252

SHIP TO: SEBRING GAS SYSTEM  
3515 US HIGHWAY 27 S  
ATTN: CAMERON MENZIE

SOLD TO:

SEBRING GAS SYSTEM  
3515 US HIGHWAY 27 S

SEBRING FL 33870

SEBRING FL 33870

JOB: STOCK

154

Customer Order No		Terms of Sale		Ship Via						
VERBAL		NET 30		OUR TRUCK 5657 DM						
Freight		F.O.B.		Ship Date						
PREPAID & CHARGE		DESTINATION		1/09/2018						
Line No	Ordered	Shipped	Back Ordered	Product No.	Description	Unit Price	Per	Sales Amount		
1	10	10	+5	212518	1-1/4 PERPIPE SDR11 2708 SF CPLG	1.28	EA	1.88	12.80	18.7
2	20	20	+5	212506	1 PERPIPE SDR11 2708 SF CPLG	1.27	EA	1.62	25.40	32.3
3	20	6	+5.00 14	254472	1 CENTRAL 2708 IPSXMPT TRANS 6500564	12.11	EA	13.84	72.66	83.1
4	10	10	+5.00	212503	1 PERPIPE SDR11 2708 SF 90 EL	1.95	EA	2.60	19.50	25.9
5	4	0	4	223345	4X1 IPEX 3408/4710 EF US TT 228046	49.09	EA		0.00	
7	20	4	5.00 16	209895	1 IPEX 3408/4710 EF CPLG 128024	8.65	EA	10.55	34.60	42.2
8	10	10	10.00	219108	1-1/4 IPEX 3408/4710 EF CPLG 128025	9.60	EA	11.32	96.00	113.2
9	6	6	10.00	234816	1 KEROTEST SDR11 2406 POLY V 99041111	35.00	EA	39.30	210.00	235.7
10	6	6	10.00	253776	1X1 CENTRAL 6380287 2708 PB RISER PT	30.83	EA	34.81	184.98	208.7
11	120.0	120.0	95.00	200296	3 DRISPLX SDR11.5 PE2708 6500 GAS PIPE 40 PLEASE CUT IN HALF	226.33	CFT	3.23	271.60	336.5
								FREIGHT		150.00
								STATE SALES TAX - FLORIDA		55.65
								COUNTY SALES TAX- HIGHLANDS CO FL		13.91
This Sale is Governed by Consolidated Pipe & Supply's terms & conditions of sale found at www.Consolidatedpipe.com								Invoice Amount		

# Consolidated Pipe & Supply Co., Inc.

3010 EUNICE AVE.  
ORLANDO FL 32808

INVOICE DATE  
1/09/2018

INVOICE NUMBER  
7774932-000-000  
PAGE  
1 of 2

Original Invoice

Account No.  
770252

SHIP TO: SEBRING GAS SYSTEM  
3515 US HIGHWAY 27 S  
ATTN: CAMERON MENZIE

SOLD TO:

SEBRING GAS SYSTEM  
3515 US HIGHWAY 27 S

SEBRING FL 33870

JOB: STOCK

SEBRING FL 33870

154

Customer Order No.				Terms of Sale		Ship Via				
VERBAL				NET 30		OUR TRUCK 5657 DM				
Freight				F.O.B.		Ship Date		Ship From		
PREPAID & CHARGE				DESTINATION		1/09/2018		CPS-ORLANDO		
Line No.	Ordered	Shipped	Back Ordered	Product No.	Description	Unit Price	Per	Sales Amount		
1	10	10	+ 5	212518	1-1/4 PERPIPE SDR11 2708 SF CPLG	1.28	EA	1.28	12.80	12.80
2	20	20	+ 5	212506	1 PERPIPE SDR11 2708 SF CPLG	1.27	EA	1.62	25.40	32.31
3	20	6	+ 5.00	254472	1 CENTRAL 2708 IPSXMP TRANS 6500564	12.11	EA	13.86	72.66	83.11
4	10	10	+ 5.00	212503	1 PERPIPE SDR11 2708 SF 90 EL	1.95	EA	2.60	19.50	25.95
5	4	0	4	223345	4X1 IPEX 3408/4710 EF US TT 228046	49.09	EA		00	
7	20	4	5.00	209895	1 IPEX 3408/4710 EF CPLG 128024	8.65	EA	10.55	34.60	42.2
8	10	10	10.00	219108	1-1/4 IPEX 3408/4710 EF CPLG 128025	9.60	EA	11.32	96.00	113.2
9	6	6	10.00	234816	1 KEROTEST SDR11 2406 POLY V 99041111	35.00	EA	39.30	210.00	235.7
10	6	6	10.00	253776	1X1 CENTRAL 6380287 2708 PB RISER PT	30.83	EA	34.81	184.98	202
11	120.0	120.0	95.00	200296	3 DRISPLX SDR11.5 PE2708 6500 GAS PIPE 40	226.33	CFT	3.23	271.60	386.0
								FREIGHT		150.00
								STATE SALES TAX - FLORIDA		55.65
								COUNTY SALES TAX - HIGHLANDS CO FL		13.91
								Invoice Amount		

This Sale is Governed by Consolidated Pipe & Supply's terms & conditions of sale found at [www.Consolidatedpipe.com](http://www.Consolidatedpipe.com)

September 27, 2017

MINI EXTENSION 02/11

SEBRING GAS SYSTEM, INC.  
3515 US HWY 27, SOUTH  
SEBRING, FL 33870  
863-385-0194

154 - 376.01  
INVENTORY  
copy con

Construction Materials Form

Location:	EDGEWATER POINT DR.
Date:	3-18-19

Part Description	Qty Used	
✓ 1 1/4" Yellow PE 1.05	1126'	1182.20
✓ 10 ga tracer x.13	1150'	149.50
✓ 2" x 1 1/2" Tap tee	1	92.97
✓ 1 1/4" SF Elbow	1	3.62
✓ 1 1/4" SF Tee	1	2.91
✓ 1 1/4" SF Cap 1.94	2	3.88
✓ Sm Valve box	1	51.12
1 1/4" SF Coupling 1.51	3	4.53

1489.85

3010 EUNICE AVE.  
ORLANDO FL 32808

1/30/2019

1790291-000 000

PAGE 1 OF 1

Original Invoice

Account No.  
770252

SHIP TO: SEBRING GAS SYSTEM  
3515 US HIGHWAY 27 S  
ATTN: CAMERON

SOLD TO:

SEBRING GAS SYSTEM  
3515 US HIGHWAY 27 S

SEBRING

FL 33870

154

JOB: STOCK

SEBRING

FL 33870

Customer Order No.				Terms of Sale			Ship Via		
VERBAL / STOCK				NET 30			OUR TRUCK 4928 DM		
Freight				F.O.B.			Ship From		
PREPAID				DESTINATION			CPS-ORLANDO		
Line No.	Ordered	Shipped	Back Ordered	Product No.	Description	Unit Price	Per	Sales Amount	
1	1000.0	1000.0		208333	1/2 DRISPLX 090 CTS PE2708 6500 GAS TBG 500	26.71	CFT	236.47 267.10	
2	500.0	500.0		208584	3/4 DRISPLX SDR11 PE2708 6500 GAS PIPE 500	39.00	CFT	209.14 195.00	
3	1500.0	1500.0		208582	1-1/4 DRISPLX SDR10 PE2708 6500 GAS PIPE 500	97.46	CFT	1567.79 1461.90	
4	1000.0	1000.0		208331	2 DRISPLX SDR11 PE2708 6500 GAS PIPE 500	99.62	CFT	1040.42 996.20	
5	10	10		256108	3/4 CENTRAL 2708 IPSXMPT TRANS 6500546	15.00	EA	160.88 150.00	
6	30	30		212499	3/4 PERPIPE SDR11 2708 SF 90 EL	1.80	EA	57.92 54.00	
7	5	5		253778	#10 YELLOW TRACING WIRE PE-30 SLD 500	109.80	EA	528.31 549.00	
8	120.0	120.0		200296	3 DRISPLX SDR11.5 PE2708 6500 GAS PIPE 40	232.00	CFT	299.16 278.40	
								375.60	
								7.25%	237.10
									50.00
Invoice Amount								4,238.70	

This Sale is Governed by Consolidated Pipe & Supply's terms & conditions of sale found at www.Consolidatedpipe.com

REMIT TO: DEPT. 3147 P.O. BOX 2153 BIRMINGHAM, AL. 35287-3147  
INVP

# Consolidated Pipe & Supply Co., Inc.

3010 EUNICE AVE.  
ORLANDO FL 32808

INVOICE DATE  
7/19/2016

VERBAL

INVOICE NUMBER 7762753-000-000
PAGE 1 OF 1

Original Invoice

Account No.  
770252

SHIP TO: SEBRING GAS SYSTEM  
3515 US HIGHWAY 27 S  
ATTN: JIM

FL 33870

SOLD TO:

SEBRING GAS SYSTEM  
3515 US HIGHWAY 27 S

JOB: SEBRING  
STOCK

SEBRING

FL 33870

Customer Order No.		Terms of Sale		Ship Via						
VERBAL		NET 30		AAA 91987131						
Freight		Ship Date		Ship From						
PREPAID & CHARGE		7/15/2016		CPS-ORLANDO						
Line No.	Ordered	Shipped	Back Ordered	Product No.	Description	Unit Price	Per	Sales Amount		
1	6	6		214501	#12 YELLOW TRACING WIRE SOLID (EACH) 500 ROLL	360.00	EA	65.41	360.00	392
2	5	5		240767	5-1/4 B&T SCREW VAL BX WHT ABS 40-60 GA	76.96	EA	83.80	384.80	418
3	5	5		243909	3/4X5/8 CENTRAL 6360502 2708 RB RISER PT	29.73	EA	33.26	148.65	166
4	20	20		212498	1/2 PERPIPE .090 2708 CTS SF CPLG	.82	EA	1.24	16.40	24
								29.00		
								54.59		
								9.10		
FREIGHT 7.25 STATE SALES TAX - FLORIDA COUNTY SALES TAX - HIGHLANDS CO FL										
154.00										

# Consolidated Pipe & Supply Co., Inc.

3010 EUNICE AVE.  
ORLANDO FL 32808

Original Invoice

Account No.  
770252

INVOICE DATE  
6/14/2016

VERBAL  
D7761548

INVOICE NUMBER 7761001-001-000
PAGE 1 OF 1

SOLO TO:

SEBRING GAS SYSTEM  
3515 US HIGHWAY 27 S

SHIP TO:  
SEBRING GAS SYSTEM  
3515 US HIGHWAY 27 S  
ATTN: JIM CORRELL

SEBRING

FL 33870

SEBRING

FL 33870

JOB: STOCK

Customer Order No.		Terms of Sale		Ship Via			
VERBAL		NET 30		BEST WAY			
Freight		F.O.B.		Ship From			
PREPAID		DESTINATION		CPS-ORLANDO			
Line No.	Ordered	Shipped	Back Ordered	Description	Unit Price	Per	Sales Amount
2	6	6		2X1-1/4 INNOGAZ EF TAP TEE W/UNDERSADDLE 84002012	90.00	EA	540.00
				STATE SALES TAX - FLORIDA			32.40
				COUNTY SALES TAX - HIGHLANDS CO FL			5.40
				152			
Invoice Amount							577.80

SERVICE CHARGES BASED ON LEGAL RATE, OR 1.5% PER MONTH ARE ASSESSED ON OVERDUE AMOUNTS.  
D-77-0615/77

PERMIT TO DEPT 2147 P O BOX 2153 BIRMINGHAM, AL. 35287-3147

TERMS AND CONDITIONS ARE LISTED ON REVERSE SIDE

# Consolidated Pipe & Supply Co., Inc.

3010 EUNICE AVE.  
ORLANDO FL 32808

INVOICE DATE  
2/27/2018

INVOICE NUMBER  
7780756-000-000  
PAGE  
1 OF 1

Original Invoice

Account No.  
770252

SHIP TO: SEBRING GAS SYSTEM  
3515 US HIGHWAY 27 S  
ATTN: CAMERON

SOLD TO:

SEBRING GAS SYSTEM  
3515 US HIGHWAY 27 S

SEBRING

FL 33870

JOB: STOCK

SEBRING FL 33870

Customer Order No.				Terms of Sale		Ship Via		
VERBAL				NET 30		UPS		
Freight			F.O.B.		Ship Date		Ship From	
PREPAID & CHARGE			DESTINATION		2/26/2018		CPS-ORLANDO	
Line No.	Ordered	Shipped	Back Ordered	Product No.	Description	Unit Price	Per	Sales Amount
1	20	20	4.87	212511	1-1/4 PERPIPE SDR11 2708 SF 90 EL	2.21	EA	44.20
2	40	40	4.87	212515	1-1/4 PERPIPE SDR11 2708 SF CAP	1.80	EA	72.00
3	20	20	4.87	212518	1-1/4 PERPIPE SDR11 2708 SF CPLG	1.28	EA	25.60
4	10	10	4.87	234814	1-1/4 KEROTEST SDR11 2406 POLY V 99041211	38.71	EA	387.10
5	30	30	4.87	212568	1X1/2 PERPIPE SDR11 2708 IPSXCTS SF RED	2.97	EA	89.10
6	30	30	4.87	221121	3/4 JOMAR 241-004T INSUL MTR STP	23.57	EA	707.10
								29.19
								79.51
								19.88
								1,453.68

This Sale is Governed by Consolidated Pipe & Supply's terms & conditions of sale found at www.Consolidatedpipe.com

REMIT TO: DEPT. 3147 P.O. BOX 2153 BIRMINGHAM, AL. 35287-3147

# Consolidated Pipe & Supply Co., Inc.

3010 EUNICE AVE.  
ORLANDO FL 32808

INVOICE DATE  
12/18/2018

INVOICE NUMBER  
7784968-000-000

PAGE  
1 of 3

Original Invoice

Account No.  
770252

SHIP TO: SEBRING GAS SYSTEM  
3515 US HIGHWAY 27 S  
ATTN: CAMERON MINZIE

SOLD TO:

SEBRING GAS SYSTEM  
3515 US HIGHWAY 27 S

SEBRING FL 33870

SEBRING

FL 33870

JOB: STOCK

Customer Order No. VERBAL				Terms of Sale NET 30			Ship Via AAA 11541896		
Freight PREPAID & CHARGE				F.O.B. DESTINATION		Ship Date 12/11/2018		Ship From CPS-ORLANDO	
Line No.	Ordered	Shipped	Back Ordered	Product No.	Description	Unit Price	Per	Sales Amount	
1	40	40	5.75	212498	1/2 PERPIPE .090 2708 CTS SF CPLG	.82	EA	89	32.80 35
2	40	40		212501	3/4 PERPIPE SDR11 2708 SF TEE	1.50	EA	162	60.00 64.5
3	40	40		212499	3/4 PERPIPE SDR11 2708 SF 90 EL	1.94	EA	77.40	72.00
4	40	40		212502	3/4 PERPIPE SDR11 2708 SF CPLG	1.97	EA	38.70	36.00
5	10	10		212500	3/4 PERPIPE SDR11 2708 SF CAP	1.46	EA	14.52	13.50
6	20	20		212564	3/4X1/2 PERPIPE SDR11 2708 IPSXCTS SF	3.21	EA	64.07	59.60
7	40	40		212503	1 PERPIPE SDR11 2708 SF 90 EL	2.10	EA	83.85	78.00
9	10	10		234816	1 KEROTEST SDR11 2406 POLYV 99041111	35.00	EA	350.00	350.00
10	50	50		212517	1-1/4 PERPIPE SDR11 2708 SF TEE	2.60	EA	145.50	130.00
11	20	12	8	212602	1-1/4 PERPIPE SDR10 2708 BF TEE	4.87	EA	58.44	54.36
12	10	10		212515	1-1/4 PERPIPE SDR11 2708 SF CAP	1.94	EA	79.35	18.00
13	10	10		212518	1-1/4 PERPIPE SDR11 2708 SF CPLG	1.38	EA	13.76	12.80
14	20	20		212511	1-1/4 PERPIPE SDR11 2708 SF 90 EL	2.21	EA	53.27	44.20
								Invoice Amount	

This Sale is Governed by Consolidated Pipe & Supply's terms & conditions of sale found at www.Consolidatedpipe.com





**INVOICE**

Tarantin Industries, Inc.  
 86 Vanderveer Road  
 Freehold, NJ 07728  
 732-780-9340

Fax: 732-866-8407

INVOICE	
50471754	
Invoice Date	Page
4/23/2018	1 of 1
ORDER NUMBER	
1452921	

**Bill To:**

SEBRING GAS SYSTEM INC.  
 3515 US HWY 27 SOUTH  
 SEBRING, FL 33870

**Ship To:**

SEBRING GAS SYSTEM INC.  
 3515 US HWY 27 SOUTH  
 SEBRING, FL 33870

154

Customer ID: 123772

PO Number	Term Description	Net Due Date	Disc Due Date	Discount Amount
STOCK-2/22/2018 14:13:41	NET 30 DAYS	5/23/2018	5/23/2018	0.00

Order Date	Pick Ticket No	Any questions please contact A.R.	Taker
2/22/2018 13:38:55	30448709	732-780-9340	TW

Quantities					Item ID Item Description	Pricing UOM Unit Size	Unit Price	Extended Price
Ordered	Shipped	Remaining	UOM Unit Size	Days				

Carrier: CENTRAL TRANSPORT

Tracking #: 145-1172359-6

1.00	1.00	0.00	EA		FUEL SURCHARGE	EA	10.9300	10.93
				1.0	TOTAL	1.0000		
20.00	18.00	0.00	EA		G4VA233	EA	47.2700	850.86
				1.0	CURB BOX 24IN TO 30IN F/ 2IN & 3IN U.G. VALVES G4VAC233	1.0000		
					"SM VALVE BOX"		51.12	9,20.15
10.00	10.00	0.00	EA		GIF2-2A	EA	14.8300	148.30
				1.0	CURB BOX 18-5/8IN TO 24IN F/ 1/2IN TO 1-1/4IN VALVE	1.0000		
					"TEST STATION"		16.49	164.89

Total Lines: 2

**SUB-TOTAL:** 1,010.09  
**FL-Highlands State Sales Tax:** 74.93  
**AMOUNT DUE:** 1,085.02

No returns permitted without prior authorization.  
 RMA# must be obtained before returning items for credit. All return goods subject to a 10% restocking charge. A finance charge of 1 1/2% per month (18% per annum) will be assessed to all overdue accounts & are subject to all collection cost & reasonable attorney fees.

Cancelled items may be subject to Supplier restocking fee.

# Consolidated Pipe & Supply Co., Inc.

3010 EUNICE AVE.  
ORLANDO FL 32808

INVOICE DATE  
6/06/2017

INVOICE NUMBER:  
7772504-000-000  
PAGE  
1 OF 2

Original Invoice

Account No.  
770252

SHIP TO: SEBRING GAS SYSTEM  
3515 US HIGHWAY 27 S

SOLD TO:

SEBRING GAS SYSTEM  
3515 US HIGHWAY 27 S

SEBRING FL 33870  
JOB: STOCK

SEBRING FL 33870

Customer Order No.				Terms of Sale NET 30		Ship Via OUR TRUCK 5657 DM		
Freight PREPAID & CHARGE				F.O.B. SHIPPING POINT		Ship Date 6/06/2017		
Ship From CPS-ORLANDO				Sales Amount				
Line No.	Ordered	Shipped	Back Ordered	Product No.	Description	Unit Price	Per	Sales Amount
1	20	2.64	20	212518	1-1/4 PERPIPE SDR11 2708 SF CPLG	1.51	EA	30.16 25.60
2	20		20	212506	1 PERPIPE SDR11 2708 SF CPLG	1.50	EA	29.95 25.40
3	8		0	234816	1 KEROTEST SDR11 2406 POLY V 99041111	35.00	EA	00
4	8		8	245353	1-1/4 KEROTEST 99051293 SDR9.3 PE4710 POLYV	52.70	EA	421.55 389.68
5	6		6	212583	4X2 PERPIPE SDR11 2708 BF RED	9.30	EA	55.79 49.44
6	6		6	212581	2X1-1/4 PERPIPE SDR11 2708 BF RED	4.99	EA	29.93 25.38
7	10		10	212497	1/2 PERPIPE .090 2708 CTS SF TEE	1.88	EA	18.80 15.10
8	10		10	212496	1/2 PERPIPE .090 2708 CTS SF CAP	1.55	EA	15.44 11.90
9	500.0	500.0	+20	208583	1 DRISPLX SDR11 PE2708 6500 GAS 500 PIPE 549	46.40	CFT	269.40 232.00
10	500.0	500.0	+20	208582	1-1/4 DRISPLX SDR10 PE2708 6500 GAS PIPE 500 86	76.21	CFT	429.63 381.05
11	500.0	500.0	+20	208331	2 DRISPLX SDR11 PE2708 6500 GAS PIPE 500 1.08	96.00	CFT	536.00 480.00
12	4		4	214501	#12 YELLOW TRACING WIRE SOLID (EACH) 500 ROLL 2000	60.00	EA	260.64 240.00
13	4		4	232632	2X2 IPEX 3408/4710 EF/US TT 228274 90.73	83.78	EA	362.90 335.12
Invoice Amount								

This Sale is Governed by Consolidated Pipe & Supply's terms & conditions of sale found at www.Consolidatedpipe.com

# TWO BORING KIN

2400 N C HILL RD  
AVON PARK FL 33825

TWO BORING KIN

863-443-6250

# INVOICE

SOLD TO:  
SEBRING GAS

INVOICE NUMBER 945  
INVOICE DATE JULY 9, 2019

QUANTITY	DESCRIPTION	UNIT PRICE	AMOUNT
570	DIRECTIONAL BORE 3201 MEDICAL WAY	\$8.00	\$4,560.00
155	PLOWING	\$3.00	\$465.00
LABOR ONLY			
		SUBTOTAL	\$5,025.00
		TAX	
GOD BLESS AND HAVE A GREAT DAY			\$5,025.00
			PAY THIS AMOUNT

*Handwritten notes:*  
376.01 = \$4,560.00  
380.01 = \$465.00

THANK YOU FOR YOUR BUSINESS!

RESTORATION  
D.O.T.



Waukegan

376.01

More saving.  
More doing.™

Bank of  
America

190709.

2303 US HWY 27 N  
SEBRING, FL 33870 (863)471-6119

6340 00021 19485 06/21/19 09:59 AM  
CASHIER BRANDON

0000-103-203 SOD <A>  
HARMONY HOME ST AUG SOD 2.6 SQ FT  
8@2.48 19.84

SUBTOTAL 19.84  
SALES TAX 1.49  
TOTAL \$21.33

XXXXXXXXXXXX8488 VISA USD\$ 21.33  
AUTH CODE 07768G/1211764 TA  
AID A0000000031010 (VISA) CREDIT

P.O.#/JOB NAME: SEBRING GAS



6340 21 19485 06/21/2019 0374

RETURN POLICY DEFINITIONS  
POLICY ID DAYS POLICY EXPIRES ON  
A 1 90 09/19/2019

\*\*\*\*\*  
DID WE NAIL IT?

Take a short survey for a chance TO WIN  
A \$5,000 HOME DEPOT GIFT CARD

Opine en español

[www.homedepot.com/survey](http://www.homedepot.com/survey)


User ID: HLM 45599 39280  
PASSWORD: 19321 39259

Entries must be completed within 14 days  
of purchase. Entrants must be 18 or  
older to enter. See complete rules on  
website. No purchase necessary.



# Heartland National Bank

CASH ONLY IF ALL ENTRIES SECURITY FEATURES LISTED ON BACK INDICATE NO TRANSFERING OR COPIING

<p>SEBRING GAS SYSTEM, INC. 3516 US HWY 27 SOUTH SEBRING, FL 33870-5402 (883) 363-0194</p>	 <small>CAC 179431811846</small>	<p>HEARTLAND NATIONAL BANK 63-1478-031</p>	<p>4537</p> <p>07/30/2019</p>
<p>PAY TO THE ORDER OF <u>BOARD OF COUNTY COMMISSIONERS</u></p>		<p>\$ 400.00</p>	
<p>Four Hundred and 00/100</p>		<p>DOLLARS</p>	
<p>MEMO: PERMIT FOR 105 PARKVIEW</p>		<p><i>[Signature]</i></p>	
<p>BOARD OF COUNTY COMMISSIONERS 805 SOUTH COMMERCE AVENUE SEBRING, FL 33870-3888</p>			
<p>⑆004537⑆ ⑆083114799⑆ ⑆100015816⑆</p>			

08/05/2019 4537 \$400.00



PERMIT NO. 19070702

HIGHLANDS COUNTY

GENERAL UTILITY APPLICATION/PERMIT

Other Utilities Involved

WA: Parkview Road/ Sebring Pkwy

- 1 SEBRING WATER
- 2 COMCAST CATV
- 3 SEBRING WWC
- 4 DUKE ENERGY
- 5 CENTURYLINK
- 6
- 7

The undersigned hereby makes application to the County Engineer, Highlands County, Florida for a general utility permit which authorizes utility construction and maintenance within the named public right-of-way(s) as described in this application and detailed on accompanying drawings. Any permit issued pursuant to this application will be issued to and in the name of the applicant. In accepting this permit, the applicant agrees to be bound by the Highlands County Land Development Regulations including, but not limited to the following conditions:

SEC. NO. \_\_\_\_\_, T. \_\_\_\_\_, S. R. \_\_\_\_\_ E DATE: July 30, 2019

Permission is hereby granted to: SEBRING GAS SYSTEM INC.  
of 3515 U.S. 27 SOUTH SEBRING FL for the construction and

(mailing address)

maintenance of Install a 2" PE Gas Main from existing 2" Gas Main in the ROW of Sebring Pkwy, crossing Sebring Pkwy and continuing approx. 100' in the ROW on the north of Sebring Pkwy to Parkview Road. 2" Gas Main also to extend an additional 275' approx. north along the west ROW of Parkview Rd. See Attached Designs and Drawings.

Subject to the following conditions:

- a. The construction and maintenance of the utility improvements shown on the attached drawings shall not interfere with the property and rights of anyone else.
- b. All work shall comply with standards of the County Engineering Department and shall be subject to the approval of the County Engineer.
- c. All materials and equipment shall be subject to inspection by the County Engineer, or its representative, located in Sebring, Florida.
- d. All County property shall be restored to its original condition as far as practical, in the opinion of the County Engineer.
- e. All construction shall comply with the standards and requirements of Article Six, Section Four of the *Highlands County Land Development Regulations*. If at any time during the utility installation/construction, the County Engineer finds that the permit conditions have been violated the County Engineer may issue an immediate *Stop Work Order*. The *Stop Work Order* shall be in effect until the operation is brought into compliance with the permit. Failure to perform satisfactory construction may also result in the County's not issuing additional permits to the applicant until deficiencies are corrected.
- f. All overhead installations shall conform to clearance standards of the Florida Department of Transportation, and all underground crossing installations shall be laid at a minimum depth of thirty-six (36) inches below pavement and at least thirty (30) inches below ditch grade. Exceptions may be made in special cases by authority from the County Engineer.
- g. The attached sketch covering the details of this installation shall be made a part of this permit.
- h. The applicant expressly acknowledges and agrees that the permit is a license for permissive use only and that the placing of facilities upon public property pursuant to this permit shall not operate to create or to vest any property right in the holder of the permit.
- i. The permit may be granted in perpetuity but whether or not issued in perpetuity the permit shall be subject to termination by the Board of County Commissioners without compensation in the event the road or highway is closed, abandoned, vacated, discontinued, or reconstructed.
- j. Whenever necessary for the construction, repair, improvement, alteration, or relocation of all, or any portion of a road or street as determined by the County Engineer, any or all of the poles, wires, cables or other facilities and appurtenances authorized hereunder, shall be immediately removed from that road or street, or reset or relocated thereon, as required by the County Engineer, at the expense of the holder of the permit.
- k. The permittee shall commence actual construction in good faith within sixty (60) days from the date of the permit and shall complete permitted construction within 120 working days.
- l. Applicant declares that prior to filing this application the applicant has ascertained the location of all existing utilities, both aerial and underground. Applicant also declares that due notice of work under this application/permit was furnished to each utility involved and that copies of letters addressed to each such utility are attached.

- m. The applicant understands and agrees that the rights and privileges herein set out are granted only to extent of the County's right, title and interest in the land to be entered upon and used by the permit holder.
- n. The applicant further agrees that the applicant will at all times assume all risk of damage and loss and does hereby indemnify, defend, and save harmless Highlands County from and against any and all damages, cost or expense arising in any manner on account of the exercise or attempted exercises of the aforesaid rights and privileges by the holder of any permit issued pursuant to this application. The permittee shall maintain adequate insurance and, provide proof of insurance during the term of this permit to protect Highlands County. Failure to maintain adequate insurance will result in revocation of this permit.
- o. During construction of the permit, the holder of the permit shall comply with all safety regulations of the Florida Department of Transportation and the Manual of Uniform Traffic Control Devices current edition. The permit holder must take such measures, including placing and display of safety devices, as may be necessary in order to safely conduct the public through the project area.
- p. The office of the County Engineer shall be notified 24 hours prior to the start of any work.
- q. The applicant hereby accepts responsibility for maintenance of any road cut or subterranean crossing for a period of 36 months after the County Engineer's office is notified of completion of construction.
- r. *The undersigned certifies that he has complied with the provisions of Section 553.851 (2) (a), Florida Statutes, as amended, concerning requesting gas pipeline location information and will comply with the provisions of Section 553.851 (2) (c) and (f), Florida Statutes, by notifying pipeline owners 48 hours prior to any excavation.*

Charles D. [Signature]  
(Witness Signature)

Charley L. Fitzgerald  
(Print Name)

Kathleen Snyder  
(Witness Signature)

Kathleen Snyder  
(Print Name)

Permit Approved by:  
Candace M. [Signature]  
(For County Engineer)

7/30/19  
(Date)

Submitted by: Cameron Menzie  
(Applicant's Name - Type or Print)

[Signature]  
(Signature of Applicant or Officer)

3515 U.S. 27 SOUTH  
(Applicant's Mailing Address)

(Seal) Sebring, Florida  
(City, State, Zip)

( 863 ) 385-0194  
(Telephone Number)

Attest: Jerry Melendy  
(Type or Print Name)

[Signature] PRESIDENT  
(Signature & Title)

ITEM 1 OF 1

PERMIT RECEIPT

OPERATOR: gthompso  
COPY # : 1

Sec:05 Twp:35 Rng:29 Sub:053529020 Blk:0000 Lot:0060  
STRAP NBR .....: S-05-35-29-020-0000-0060

DATE ISSUED.....: 07/30/2019  
RECEIPT #.....: 33000001030  
REFERENCE ID # ....: 19070702

SITE ADDRESS .....: 3515 US 27  
SUBDIVISION .....: HWY ACRES TRACTS B-C-D  
CITY .....: SEBRING  
IMPACT AREA .....

OWNER .....: MELENDY JERRY H JR  
ADDRESS .....: 679 MOON RANCH RD  
CITY/STATE/ZIP ....: SEBRING, FL 33870

RECEIVED FROM .....: SEBRING GAS SYSTEM  
CONTRACTOR .....: LIC # \*OWNER\*  
COMPANY .....: MELENDY JERRY H JR  
ADDRESS .....: 679 MOON RANCH RD  
CITY/STATE/ZIP ....: SEBRING, FL 33870  
TELEPHONE .....

FEE ID	UNIT	QUANTITY	AMOUNT	PD-TO-DT	THIS REC	NEW BAL
GRUP	FLAT RATE	1.00	400.00	0.00	400.00	0.00
TOTAL PERMIT :			400.00	0.00	400.00	0.00

METHOD OF PAYMENT	AMOUNT	REFERENCE NUMBER
CHECK	400.00	400.00
TOTAL RECEIPT :	400.00	

7/9





# Emmett Beasley - July

## Sebring Gas System, Inc. Payroll

Description	Code	Week 1	Week 2	Week 3	Week 4	Totals
CWIP - Arcadia	107.02					0
Installation Mains, Plastic	376.01	4.5	5.5		3	13
Installation Communication Equipment	397.00	0.5				0.5
Installations Services, Plastic	380.01		1.5		0.5	2
Installation Meters	382.00	1.5		1.5		3
Installation Regulators	384.00			1		1
Abandonment Mains & Services	810.00					0
Training	880.03					0
Gate Station Maint. / Odorants	891.00	4	3.5			7.5
Supervision Operations	870.00					0
Exp. Meters, Regulators.	878.00		0.5	1	2	3.5
Exp. Customer Installation	879.00		3.5	19.5	11	34
Exp. Misc. Distribution	880.00				8	8
Exp. Mains and Services	874.00	5	11	9	14.5	39.5
Maintenance of Mains	887.00	5.5		0.5		6
Maintenance Services	892.00			4.5		4.5
Maintenance Meters and Regulators	893.00	1.5	1.5			3
Maintenance, Other Eqmt.	894.00	0.5	1.5	1	1	4
Exp. Meter Read	902.00	17				17
Exp. Billing	903.00		2	2		4
Expense Sales	912.00					0
Exp. Administration	920.00					0
ECCR Residential Advert	908.23					0
Exp. Gen. Meeting	885.00		1.5			1.5
Employee Benefits	926.02		8			8
Gate Station Equip./Installation	379.00					0
Total		40	40	40	40	160

**SEBRING GAS SYSTEM, INC.  
EMPLOYEE DAILY REPORT**

**NAME** Emmett Beasley **DAY** Tues. **DATE** 7/2/19

TIME	TYPE OF WORK PERFORMED	ACCOUNT NO
08:00	Ⓢ office, get w/c	874
08:30	Home Depot - buy tools	874
09:00	Paradise Path - abandon-	887
09:30	ment & insert new main	
10:00		376.01
10:30		
11:00		
11:30		
12:00		
12:30		
1:00		
1:30		
2:00	↓	↓
2:30	↓	↓
2:30	↓	↓
3:00	↓	↓
3:30	Paradise Path - reconnect	382
4:00	meters	
4:30	↓	↓
5:00		
5:30		
6:00		

**RECAP OF HOURS**

ACCOUNT NUMBER	NO. OF HOURS
874	1
887	<del>5.5</del> 1
382	1.5
376.01	4.5
<b>TOTAL</b>	<b>8</b>

**SEBRING GAS SYSTEM, INC.  
EMPLOYEE DAILY REPORT**

**NAME** Emmett Beasley **DAY** Mon. **DATE** 7/8/19

TIME	TYPE OF WORK PERFORMED	ACCOUNT NO.
08:00	@ office, get w/o	874
08:30	@ warehouse, load DG	376.01
09:00	1512 Hotijee - meter inter	893
09:30	locates	874
10:00	↓	↓
10:30	↓	↓
11:00	↓	↓
11:30	1489 Stone Ridge - CK Rinna	879
12:00	@ office, drop off w/o	874
12:30	Lunch	/
1:00	↓	/
1:30	locates	874
2:00	↓	↓
2:30	↓	↓
3:00	measurements for new	380.01
3:30	services	↓
4:00	↓	↓
4:30	@ office, drop off w/o	874
5:00		
5:30		
6:00		

**RECAP OF HOURS**

ACCOUNT NUMBER	NO. OF HOURS
874	4.15
376.01	.5
893	.5
879	1
380.01	1.5
<b>TOTAL</b>	8

**SEBRING GAS SYSTEM, INC.  
EMPLOYEE DAILY REPORT**

**NAME** Emmett Beasley **DAY** Tues. **DATE** 7/9/19

TIME	TYPE OF WORK PERFORMED	ACCOUNT NO.
08:00	30443 Tigertail - leak call	879
08:30	↓	↓
09:00	@office, General meeting	885
09:30	Locates	874
10:00	Lakeview - Spot main	<del>887</del> 376.01
10:30	↓	↓
11:00	↓	↓
11:30	↓	↓
12:00	Medical Way - connect wire	376.01
12:30	Lakeview - find pup	<del>887</del>
1:00	↓	↓
1:30	Lunch	/
2:00	↓	/
2:30	fill tank 289 up w/ gas	894
3:00	2430 Lakeview - Turn on	878
3:30	Lakeview - spot pup	<del>887</del> 376.01
4:00	↓	↓ ↓
4:30	↓	↓ ↓
5:00		
5:30		
6:00		

**RECAP OF HOURS**

ACCOUNT NUMBER	NO. OF HOURS
879	1
885	1.5
874	1.5
<del>887</del>	<del>4.5</del>
376.01	.5
894	1.5
878	1.5
<b>TOTAL</b>	<b>8</b>

**SEBRING GAS SYSTEM, INC.  
EMPLOYEE DAILY REPORT**

**NAME:** Emmett Searley      **DAY:** Tues.      **DATE:** 7/23/19

TIME	TYPE OF WORK PERFORMED	ACCOUNT NO.
08:00	@ office, get w/o	874
08:30	Locates	874
09:00	↓	↓
09:30	Owens - find main line	<del>887</del> 376.01
10:00	Emergency locate	874
10:30	Owens - find main	<del>887</del> 376.01
11:00	↓	↓
11:30	↓	↓
12:00	Lunch	/
12:30	↓	
1:00	Locate	874
1:30	Owens - find main	<del>887</del> 376.01
2:00	↓	↓
2:30	Manometer Test's	878
3:00	↓	↓
3:30	↓	↓
4:00	@ office, drop off w/o	874
4:30	326 ferrule - Turn off	878
5:00		
5:30		
6:00		

**RECAP OF HOURS**

ACCOUNT NUMBER	NO. OF HOURS
874	3
<del>887</del> 376.01	3
878	2
<b>TOTAL</b>	<b>8</b>

Casey Dixon - July

Sebring Gas System, Inc. Payroll

Description	Code	Week 1	Week 2	Week 3	Week 4	Totals
CWIP - Arcadia	107.02					0
Installation Mains, Plastic	376.01	4	4.5	1		9.5
Installation Communication Equipment	397.00					0
Installations Services, Plastic	380.01	2.5	2	1.5	0.5	6.5
Installation Meters	382.00	3	8		1	12
Installation Regulators	384.00					0
Abandonment Mains & Services	810.00					0
Training	880.03					0
Gate Station Maint. / Odorants	891.00	1.5		6	11.5	19
Supervision Operations	870.00					0
Exp. Meters, Regulators.	878.00	2	1	1	1	5
Exp. Customer Installation	879.00	3.5	8.5	20	11.5	43.5
Exp. Misc. Distribution	880.00			4		4
Exp. Mains and Services	874.00	10	4	4	6	24
Maintenance of Mains	887.00	8			0.5	8.5
Maintenance Services	892.00					0
Maintenance Meters and Regulators	893.00	2	2			4
Maintenance, Other Eqmt.	894.00	1	0.5			1.5
Exp. Meter Read	902.00					0
Exp. Billing	903.00	1		2.5		3.5
Expense Sales	912.00					0
Exp. Administration	920.00					0
ECCR Residential Advert	908.23					0
Exp. Gen. Meeting	885.00	1.5	1.5			3
Employee Benefits	926.02		8			8
Gate Station Equip./Installation	379.00					0
Total		40	40	40	32	152

**SEBRING GAS SYSTEM, INC.  
EMPLOYEE DAILY REPORT**

**NAME** Casey Dixon **DAY** Tues. **DATE** 7-2-19

TIME	TYPE OF WORK PERFORMED	ACCOUNT NO.
08:00	@ office assign duties	874
08:30	@ warehouse load tools	878
09:00	Paradise Path turn off meters,	878
09:30	close valves & flare off main	↓
10:00	Remove meters, cut steel main,	<del>878</del> 887
10:30	insert 1/2" PE & wire into steel	↓ 376.01
11:00	main	↓
11:30	↓	↓
12:00	↓	↓
12:30	↓	↓
1:00	↓	↓
1:30	Fuse on new main, new risers,	<del>878</del>
2:00	turn on gas & leak check	↓ ↓
2:30	Lunch	
3:00	↓	
3:30	Paradise Path reconnect meters &	<del>878</del> 887
4:00	services, install CP test sta., backfill	↓ ↓
4:30	↓	↓ ↓
5:00		
5:30		
6:00		

**RECAP OF HOURS**

ACCOUNT NUMBER	NO. OF HOURS
874	1.5
878	<del>7.5</del> 1.5
376.01	4
887	2
<b>TOTAL</b>	<b>8</b>

126000  
CAD 126051



**SEBRING GAS SYSTEM, INC.  
EMPLOYEE DAILY REPORT**

**NAME** Cusay Dixon    **DAY** Mon.    **DATE** 7-8-19

TIME	TYPE OF WORK PERFORMED	ACCOUNT NO.
08:00	@ office get info	874
08:30	@ warehouse load pipe	376.01
09:00	Medical Way main	376.01
09:30	ext.	↓
10:00	↓	↓
10:30	Runway gas. sh. schedule mtr. change	893
11:00	lunch	
11:30	↓	
12:00	Medical Way main ext.	376.01
12:30	↓	↓
1:00		
1:30		
2:00	↓	↓
2:30	Runway secur. meter change	893
3:00	@ warehouse do P/W	874
3:30	@ warehouse gather parts for	382
4:00	meter	
4:30	↓	↓
5:00		
5:30		
6:00		

**RECAP OF HOURS**

126150  
126190

ACCOUNT NUMBER	NO. OF HOURS
874	1
376.01	4.5
893	1
382	1.5
<b>TOTAL</b>	<b>8</b>

**SEBRING GAS SYSTEM, INC.  
EMPLOYEE DAILY REPORT**

**NAME:** Casey Dixon      **DAY:** W.ed.      **DATE:** 7-17-19

TIME	TYPE OF WORK PERFORMED	ACCOUNT NO.
08:00	@ warehouse <sup>office</sup> get w/v	874
08:30	Dr. Krishna's office sprinkler	376.01
09:00	repair	↓
09:30	@ Home Depot get materials	874
10:00	↓	↓
10:30	2811 <sup>takeover</sup> install cust piping	879
11:00	@ office w/ Cam.	880.01
11:30	↓	↓
12:00	2811 takeovers install cust. piping	879
12:30	↓	↓
1:00	↓	↓
1:30	↓	↓
2:00	Lunch	
2:30	↓	
3:00	@ office w/ Cam & inspector	880.01
3:30	↓	↓
4:00	↓	↓
4:30	2811 takeovers install cust pipe	879
5:00		
5:30		
6:00		

**RECAP OF HOURS**

126714  
126800

ACCOUNT NUMBER	NO. OF HOURS
874	1.5
376.01	1
879	3
880.01	2.5
<b>TOTAL</b>	<b>8</b>

## Sebring Gas System, Inc. Payroll

Description	Code	Week 1	Week 2	Week 3	Week 4	Totals
CWIP - Arcadia	107.02					0
Installation Mains, Plastic	376.01		1.5		0.5	2
Installation Communication Equipment	397.00					0
Installations Services, Plastic	380.01		2.5		0.5	3
Installation Meters	382.00	0.5				0.5
Installation Regulators	384.00					0
Abandonment Mains & Services	810.00					0
Training	880.03	2				2
Gate Station Maint. / Odorants	891.00			1	1	2
Supervision Operations	870.00	12.5	11.5	36.5	21	81.5
Exp. Meters, Regulators.	878.00					0
Exp. Customer Installation	879.00		0.5	1.5		2
Exp. Misc. Distribution	880.00					0
Exp. Mains and Services	874.00				0.5	0.5
Maintenance of Mains	887.00					0
Maintenance Services	892.00					0
Maintenance Meters and Regulators	893.00					0
Maintenance, Other Eqmt.	894.00					0
Exp. Meter Read	902.00	1				1
Exp. Billing	903.00		0.5			0.5
Expense Sales	912.00					0
Exp. Administration	920.00		6.5	1	0.5	8
ECCR Residential Advert	908.23					0
Exp. Gen. Meeting	885.00		1			1
Employee Benefits	926.02	24	16		16	56
Gate Station Equip./Installation	379.00					0
Total		40	40	40	40	160

**SEBRING GAS SYSTEM, INC.  
EMPLOYEE DAILY REPORT**

**NAME:** CAMERON MENZIE **DAY:** WED **DATE:** 7/10/19

TIME	TYPE OF WORK PERFORMED	ACCOUNT NO.
08:00	ASSIGN WORK	903
08:30		380.01
09:00		376.01
09:30		879
10:00	ADMIN - COMPLIANCE	870
10:30		
11:00		
11:30		
12:00		
12:30	LUNCH	
1:00		870
1:30		
2:00		
2:30		
3:00		
3:30		
4:00		
4:30		
5:00		
5:30		
6:00		

**RECAP OF HOURS**

ACCOUNT NUMBER	NO. OF HOURS
380.01	.5
376.01	.5
870	6
879	.5
903	.5
<b>TOTAL</b>	<b>8</b>

SEBRING GAS SYSTEM, INC.  
EMPLOYEE DAILY REPORT

NAME: Cameron Menzies DAY: MON DATE: 7/8/19

TIME	TYPE OF WORK PERFORMED	ACCOUNT NO.
08:00	Assign Work - MEDICAL WAY MAIN EXT. & NEW SERVICE	380.01
08:30		376.01
09:00	PROCESS PAPERWORK	↓
09:30		920
10:00		
10:30		
11:00		
11:30		
12:00		
12:30	LUNCH	<del>X</del>
1:00		920
1:30		
2:00		
2:30		
3:00		
3:30		
4:00		
4:30		
5:00		
5:30		
6:00		

RECAP OF HOURS

ACCOUNT NUMBER	NO. OF HOURS
376.01	1
380.01	.5
920	6.5
TOTAL	8

**SEBRING GAS SYSTEM, INC.  
EMPLOYEE DAILY REPORT**

**NAME:** CAMERON MENZIE      **DAY:** TUES      **DATE:** 7/23/19

TIME	TYPE OF WORK PERFORMED	ACCOUNTING
08:00	ASSIGN WORK / ADMIN - COMPLIANCE	870
08:30		
09:00		
09:30		
10:00		
10:30		
11:00		
11:30		
12:00		
12:30		
1:00		
1:30	MEET ON SITE OWEN'S SERVICE TEST.	376.01
2:00	↓	380.01
2:30		870
3:00		
3:30		
4:00		
4:30		
5:00		
5:30		
6:00		

**RECAP OF HOURS**

ACCOUNT NUMBER	NO. OF HOURS
376.01	.5
380.01	.5
870	8
<b>TOTAL</b>	<b>9</b>

Steven Meyer July

Sebring Gas System, Inc. Payroll

Description	Code	Week 1	Week 2	Week 3	Week 4	Totals
CWIP - Arcadia	107.02					0
Installation Mains, Plastic	376.01	4.5	4.5	2		11
Installation Communication Equipment	397.00					0
Installations Services, Plastic	380.01	2.5	5			7.5
Installation Meters	382.00	3	5			8
Installation Regulators	384.00					0
Abandonment Mains & Services	810.00					0
Training	880.03					0
Gate Station Maint. / Odorants	891.00	1.5				1.5
Supervision Operations	870.00					0
Exp. Meters, Regulators.	878.00	2.5	1	1.5	3	8
Exp. Customer Installation	879.00	3.5	8.5	8.5	7	27.5
Exp. Misc. Distribution	880.00					0
Exp. Mains and Services	874.00	10	4	20.5	15.5	50
Maintenance of Mains	887.00	7			6.5	13.5
Maintenance Services	892.00			3.5		3.5
Maintenance Meters and Regulators	893.00	2	2			4
Maintenance, Other Eqmt.	894.00	1	0.5	0.5		2
Exp. Meter Read	902.00					0
Exp. Billing	903.00	1		3.5		4.5
Expense Sales	912.00					0
Exp. Administration	920.00					0
ECCR Residential Advert	908.23					0
Exp. Gen. Meeting	885.00	1.5	1.5			3
Employee Benefits	926.02		8			8
Gate Station Equip./Installation	379.00					0
Total		40	40	40	32	152

**SEBRING GAS SYSTEM, INC.  
EMPLOYEE DAILY REPORT**

**NAME** Steven Meyer      **DAY** Tues      **DATE** 7-2-19

TIME	TYPE OF WORK PERFORMED	ACCOUNT NO.
08:00	at office get w/o	874
08:30	at warehouse load tools	878
09:00	Paradise path turn off meters, close	878
09:30	valves and flare off main	↓
10:00	Remove meters, cut steel main	<del>878</del> 376.01
10:30	insert 1/2" PE ↓ wire into steel main	↓ ↓
11:00	↓	↓ ↓
11:30	↓	↓ ↓
12:00	↓	↓ ↓
12:30	↓	↓ ↓
1:00	↓	↓ ↓
1:30	Fuse on new main, new riser, turn on	878
2:00	Gas, leak check	↓ ↓
2:30	Lunch	—
3:00	↓	—
3:30	Paradise path Reconnect meters &	878
4:00	services, install CP test sta. backfill	↓ 837
4:30	↓	↓ ↓
5:00		
5:30		
6:00		

**RECAP OF HOURS**

ACCOUNT NUMBER	NO. OF HOURS
874	0.5
878	<del>7.5</del> 2
837	1
376.01	4.5
<b>TOTAL</b>	<b>8</b>



**SEBRING GAS SYSTEM, INC.  
EMPLOYEE DAILY REPORT**

**NAME** Steve Meyer **DAY** Monday **DATE** 7-8-19

TIME	TYPE OF WORK PERFORMED	ACCOUNT NO.
08:00	at office get w/o	874
08:30	at warehouse load pipe	376101
09:00	Medical way main extension	376101
09:30	↓	↓
10:00	↓	↓
10:30	Runway Cafe schedule meter change	893
11:00	Lunch	/
11:30	↓	
12:00	Medical way main extn	376101
12:30	↓	↓
1:00	↓	↓
1:30	↓	↓
2:00	↓	↓
2:30	Runway Jcont Meter Change	893
3:00	at warehouse do Paper work	874
3:30	at warehouse gather parts for meter	382
4:00	↓	↓
4:30	↓	↓
5:00		
5:30		
6:00		

**RECAP OF HOURS**

ACCOUNT NUMBER	NO. OF HOURS
874	1
376101	4.5
893	1
382	1.5
<b>TOTAL</b>	<b>8</b>

**SEBRING GAS SYSTEM, INC.  
EMPLOYEE DAILY REPORT**

**NAME** Steven Meyer      **DAY** Thurs.      **DATE** 7-11-19

TIME	TYPE OF WORK PERFORMED	ACCOUNT NO
08:00	at office get v/o	903
08:30	turn offps. collections	903
09:00	at office turn in P/W @ warehouse gather mats.	874
09:30	Insco check ERT. Turn on	878
10:00	Medical way locate	874
10:30	at warehouse gather Mats.	879
11:00	Lakeview connect tracer wire / Backfill	37601
11:30	↓	↓
12:00	↓	↓
12:30	↓	↓
1:00	Lunch	
1:30	↓	
2:00	Drive to Wanchula	874
2:30	Get mainline markers from Bulk Yard	874
3:00	Locates	874
3:30	↓	↓
4:00	↓	↓
4:30	↓	↓
5:00		
5:30		
6:00		

**RECAP OF HOURS**

ACCOUNT NUMBER	NO. OF HOURS
903	1
874	<del>3.5</del> 4
878	0.5
879	0.5
37601	2
<b>TOTAL</b>	<b>8</b>

Dylan Pruitt - July

Sebring Gas System, Inc. Payroll

Description	Code	Week 1	Week 2	Week 3	Week 4	Totals
CWIP - Arendin	107.02					0
Installation Mains, Plastic	376.01	5.5	5.5			11
Installation Communication Equipment	397.00	1				1
Installations Services, Plastic	380.01		1.5			1.5
Installation Meters	382.00					0
Installation Regulators	384.00					0
Abandonment Mains & Services	810.00					0
Training	880.03					0
Gate Station Maint. / Odorants	891.00	4				4
Supervision Operations	870.00					0
Exp. Meters, Regulators.	878.00	2	0.5	0.5	0.5	3.5
Exp. Customer Installation	879.00		0.5	15	3.5	19
Exp. Misc. Distribution	880.00					0
Exp. Mains and Services	874.00	10.5	5.5	1.5	3.5	21
Maintenance of Mains	887.00			0.5		0.5
Maintenance Services	892.00			6.5		6.5
Maintenance Meters and Regulators	893.00	1	0.5			1.5
Maintenance, Other Eqmt.	894.00		0.5		0.5	1
Exp. Meter Read	902.00					0
Exp. Billing	903.00					0
Expense Sales	912.00					0
Exp. Administration	920.00					0
ECCR Residential Advert	908.23					0
Exp. Gen. Meeting	885.00		1.5			1.5
Employee Benefits	926.02					0
Gate Station Equip./Installation	379.00					0
Total		24	16	24	8	72

**SEBRING GAS SYSTEM, INC.  
EMPLOYEE DAILY REPORT**

**NAME:** Dylan Pruitt      **DAY:** Tue      **DATE:** 7-2-19

TIME	TYPE OF WORK PERFORMED	ACCOUNT NO
08:00	creative mt wlo	874
08:30	Turn gas off at 24306 check for safety	878
09:00	Paradise job - Abandonment of	<del>877</del> 376.01
09:30	install FE	
10:00		
10:30		
11:00		
11:30		
12:00		
12:30		
1:00		
1:30		
2:00		
2:30		
3:00		
3:30	Paradise job - reconnect meter	<del>382</del> 878
4:00	* turn gas back on	
4:30		
5:00		
5:30		
6:00		

**RECAP OF HOURS**

ACCOUNT NUMBER	NO. OF HOURS
874	.5
878	2
<del>877</del>	<del>5.5</del>
<del>382</del>	<del>1.5</del>
376.01	5.5
<b>TOTAL</b>	<b>5</b>

**SEBRING GAS SYSTEM, INC.  
EMPLOYEE DAILY REPORT**

**NAME:** Dylan Pruitt      **DAY:** Mon      **DATE:** 7-8-19

TIME	TYPE OF WORK PERFORMED	ACCOUNT NO.
08:00	@ office get w/o	874
08:30	@ warehouse load PE	376.01
09:00	1572 - Hotijet - meter info	893
09:30	Locates	874
10:00	↓	↓
10:30	↓	↓
11:00	↓	↓
11:30	1489 Stone R. Jop. - de Pinaci	874
12:00	@ office drop off w/o	874
12:30	Lunch	<del>874</del>
1:00	↓	
1:30	Locates	874
2:00	↓	↓
2:30	↓	↓
3:00	Take measurements for new services	380.01
3:30	↓	↓
4:00	↓	↓
4:30	@ office drop off w/o	874
5:00		
5:30		
6:00		

**RECAP OTHER HOURS**

ACCOUNT NUMBER	NUMBER OF HOURS
874	.5
376.01	.5
893	.5
874	.5
380.01	1.5
<b>TOTAL</b>	<b>8</b>

**SEBRING GAS SYSTEM, INC.  
EMPLOYEE DAILY REPORT**

**NAME:** Dlar Pwh **DAY:** Tue **DATE:** 7-9-79

TIME	TYPE OF WORK PERFORMED	ACCOUNT NO
08:00	@ office general meeting	885
08:30	↓	↓
09:00	↓	↓
09:30	locates	874
10:00	loc view spot main	<del>887</del> 376.01
10:30	↓	↓
11:00	↓	↓
11:30	↓	↓
12:00	medical way - correct wire	376.01
12:30	loc view find pup	<del>887</del> 376.01
1:00	↓	↓
1:30	lunch	<del>887</del>
2:00	↓	<del>887</del>
2:30	fill 289 up w/ gas	894
3:00	2430 loc view turn on	878
3:30	loc view - find pup	<del>887</del> 376.01
4:00	↓	↓
4:30	↓	↓
5:00		
5:30		
6:00		

**RECAP OF HOURS**

ACCOUNT NUMBER	NO. OF HOURS
885	1.5
874	.5
<del>887</del>	<del>4.5</del>
376.01	<del>5</del> 4.5
894	.5
878	.5
<b>TOTAL</b>	<b>8</b>

September 27, 2017

SEBRING GAS SYSTEM, INC.  
3515 US HWY 27, SOUTH  
SEBRING, FL 33870  
863-385-0194

154 - 376.01

### Construction Materials Form

Location:	Paradise Path Rear easement
Date:	7-2-19

Part Description	Qty Used	
✓ 1/2" PE .19	150' <del>200'</del>	28.50
✓ 10ga tracer wire .24	175' <del>220'</del>	42.00
✓ Tri-view test station	1	16.49
✓ 1" trans.	1	19.60
✓ 1" x 1/2" SF red. coupling 3.36	2	6.72
		<del>76.80</del>
		113.31



# Consolidated Pipe & Supply Co., Inc.

3010 EUNICE AVE.  
ORLANDO FL 32808

INVOICE DATE  
5/27/2015

INVOICE NUMBER  
7752477-000-000  
PAGE  
1 OF 3

Original Invoice

Account No.  
770252

SHIP TO: SEBRING GAS SYSTEM  
3515 US HIGHWAY 27 S

154

SOLD TO:

SEBRING GAS SYSTEM  
3515 US HIGHWAY 27 S

JOB: SEBRING  
STOCK

FL 33870

Customer Order No.		Terms of Sale		Ship To		Ship From		Sales Amount	
VERBAL		NET 30		AVRT 0691037907		CPS-ORLANDO			
Line No.	Ordered	Shipped	Product No.	Description	Unit Price	Per	Per	Sales Amount	
1	2000.0	2000.0	208582	1-1/4 DRISPLX SDR10 PE2708 6500 GAS PIPE 500	76.21	CFT	.82	1524.20	163
2	1500.0	1500.0	208583	1 DRISPLX SDR11 PE2708 6500 GAS 500 PIPE	46.40	CFT	.50	696.00	741
3	500.0	500.0	208333	1/2 DRISPLX 090 CTS PE2708 6500 GAS TBG 500	16.95	CFT	.19	84.75	76
4	4	4	214501	#12 YELLOW TRACING WIRE SOLID (EACH) 500 ROLL	65.17	EA	1.80	260.68	2
5	2	2	201492	3 SHIELDTEC GAS NON DET TAPE 1000	11.50	EA	2.31	23.00	2
6	12	12	212548	1-1/4X1 PERPIPE SDR11 2406 SF RED	4.49	EA	4.81	53.88	2
7	12	12	212515	1-1/4 PERPIPE SDR11 2406 SF CAP	1.80	EA	1.93	21.60	2
8	12	12	212559	1-1/4X3/4 PERPIPE SDR11 2406 SF RED	4.49	EA	4.80	53.88	2
9	12	12	212564	3/4X1/2 PERPIPE SDR11 2406 IPXCTS SF - Reducer Socket	2.97	EA	3.18	35.64	2
10	12	12	212498	1/2 PERPIPE .090 2406 CTS SF CPLG	2.97	EA	.88	9.84	2
11	12	0	12 236832	1 PERPIPE SDR11 701202 2406 THRD TRANS	17.78	EA		.00	
12	12	0	12 219181	1/2 PERF 700004 2406 CTS THRD TRAN	16.55	EA		.00	
Invoice Amount									

TERMS AND CONDITIONS ARE LISTED ON REVERSI



# Consolidated Pipe & Supply Co., Inc.

3010 EUNICE AVE. FL 32808  
ORLANDO

INVOICE DATE  
1/30/2019

7790291-000-000

PAGE  
1 OF 1

Original Invoice

Account No.  
770252

SHIP TO: SEBRING GAS SYSTEM  
3515 US HIGHWAY 27 S  
ATTN: CAMERON

SOLD TO

SEBRING GAS SYSTEM  
3515 US HIGHWAY 27 S

SEBRING

FL 33870

154

JOB: STOCK

SEBRING FL 33870

Customer Order No.				Terms of Sale		Ship Via		
VERBAL / STOCK				NET 30		OUR TRUCK 4928 DM		
Freight PREPAID				F.O.B. DESTINATION		Ship From CPS-ORLANDO		
Line No	Ordered	Shipped	Back Ordered	Product No.	Description	Unit Price	Per	Sales Amount
1	1000.0	1000.0		208333	1/2 DRISPLX 090 CTS PE2708 6500 GAS TBG 500	26.71	CFT	267.10
2	500.0	500.0		208584	3/4 DRISPLX SDR11 PE2708 6500 GAS PIPE 500	39.00	CFT	195.00
3	1500.0	1500.0		208582	1-1/4 DRISPLX SDR10 PE2708 6500 GAS PIPE 500	97.46	CFT	1461.90
4	1000.0	1000.0		208331	2 DRISPLX SDR11 PE2708 6500 GAS PIPE 500	99.62	CFT	996.20
5	10	10		256108	3/4 CENTRAL 2708 IPSXMPT TRANS 6500546	15.00	EA	150.00
6	30	30		212499	3/4 PERPIPE SDR11 2708 SF 90 EL	1.80	EA	54.00
7	5	5		253778	#10 YELLOW TRACING WIRE PE-30 SLD 500	109.80	EA	549.00
8	120.0	120.0		200296	3 DRISPLX SDR11.5 PE2708 6500 GAS PIPE 40	232.00	CFT	278.40
CUT INTO 20 FT JOINTS AND DELIVER ON THE STRAIGHT TRUCK								
STATE SALES TAX - FLORIDA COUNTY SALES TAX- HIGHLANDS CO FL								
Invoice Amount								4,238.70

3956.00  
1.25% = 237.10  
50.00

This Sale is Governed by Consolidated Pipe & Supply's terms & conditions of sale found at www.Consolidatedpipe.com

REMIT TO: DEPT. 3147 P.O. BOX 2153 BIRMINGHAM, AL. 35287-3147



**INVOICE**

Tarantin Industries, Inc.  
 86 Vanderveer Road  
 Freehold, NJ 07728  
 732-780-9340

Fax: 732-866-8407

INVOICE	
50471754	
Invoice Date	Page
4/23/2018	1 of 1
ORDER NUMBER	
1452921	

**Bill To:**  
 SEBRING GAS SYSTEM INC.  
 3515 US HWY 27 SOUTH  
 SEBRING, FL 33870

**Ship To:**  
 SEBRING GAS SYSTEM INC.  
 3515 US HWY 27 SOUTH  
 SEBRING, FL 33870

154

Customer ID: 123772

PO Number	Term Description	Net Due Date	Disc Due Date	Discount Amount
STOCK-2/22/2018 14:13:41	NET 30 DAYS	5/23/2018	5/23/2018	0.00

Order Date	Pick Ticket No	Any questions please contact A.R.	Taker
2/22/2018 13:38:55	30448709	732-780-9340	TW

Quantities					Item ID Item Description	Pricing UOM Unit Size	Unit Price	Extended Price
Ordered	Shipped	Remaining	UOM Unit Size	Disc.				

Carrier: CENTRAL TRANSPORT      Tracking #: 145-1172359-6

1.00	1.00	0.00	EA		FUEL SURCHARGE	EA	10.9300	10.93
				1.0	TOTAL	1.0000		
20.00	18.00	0.00	EA		G4VA233	EA	47.2700	850.86
	5.111			1.0	CURB BOX 24IN TO 30IN F/ 2IN & 3IN U.G. VALVES G4VAC233	1.0000		
					"SM VALVE BOX"		51.12	9,20.15
10.00	10.00	0.00	EA		GIF2-2A	EA	14.8300	148.30
	5.46			1.0	CURB BOX 18-5/8IN TO 24IN F/ 1/2IN TO 1-1/4IN VALVE	1.0000		
					"TEST STATION"		16.49	164.89

Total Lines: 2

**SUB-TOTAL:** 1,010.09  
**FL-Highlands State Sales Tax:** 74.93  
**AMOUNT DUE:** 1,085.02

No returns permitted without prior authorization.  
 RMA# must be obtained before returning items for credit. All return goods subject to a 10% restocking charge. A finance charge of 1 1/2% per month (18% per annum) will be assessed to all overdue accounts & are subject to all collection cost & reasonable attorney fees.

Cancelled items may be subject to Supplier restocking fee.

# Consolidated Pipe & Supply Co., Inc.

3010 EUNICE AVE.  
ORLANDO FL 32808

INVOICE DATE  
12/18/2018

INVOICE NUMBER  
7784968-000-000

PAGE  
2 OF 3

Original Invoice

SOLD TO:

SEBRING GAS SYSTEM  
3515 US HIGHWAY 27 S

SHIP TO: SEBRING GAS SYSTEM  
3515 US HIGHWAY 27 S  
ATTN: CAMERON MINZIE

SEBRING

FL 33870

JOB: STOCK

SEBRING

FL 33870

Customer Order No.				Terms of Sale				Ship Via			
VERBAL				NET 30				AAA 11541896			
Freight				F.O.B.				Ship Date			
PREPAID & CHARGE				DESTINATION				12/11/2018			
								Ship From			
								CPS-ORLANDO			
Line No.	Ordered	Shipped	Back Ordered	Product No.	Description	Unit Price	Per	Sales Amount			
15	5	5	5.75	234814	1-1/4 KEROTEST SDR11 2406 POLYV 99041211 42.77	38.71	EA	213.82	193.55		
16	40	40		212657	2 PERPIPE SDR11 2708 SF CAP 3.77	3.39	EA	135.60	135.60		
17	40	40		212539	2 PERPIPE SDR11 2708 SF CPLG 1.76	1.50	EA	60.00	60.00		
18	40	40		212529	2 PERPIPE SDR11 2708 SF 90 EL 3.59	3.20	EA	128.00	128.00		
19	20	20		212604	2 PERPIPE SDR11 2708 BF TEE 6.20	5.50	EA	110.00	110.00		
20	10	10		212608	2 PERPIPE SDR11 2708 BF 90 EL 5.13	4.23	EA	42.30	42.30		
21	40	40		212536	2 PERPIPE SDR11 2708 SF TEE 5.19	4.60	EA	184.00	184.00		
22	10	10		212553	2X1 PERPIPE SDR11 2708 SF RED 5.92	4.97	EA	49.70	49.70		
23	5	5		226351	2 KEROTEST SDR11 2406 POLYV 99042011 61.73	61.00	EA	305.00	305.00		
25	4	4		240657	1-1/4X3/4 INNOGAZ EF TT 85001275 99.19	90.93	EA	363.72	363.72		
26	10	10		259390	3/4X1/2 CENTRAL 6500563 IPSXCTSA 2708 THRDTRA 13.06	12.17	EA	121.70	121.70		
27	5	5		254472	1 CENTRAL 2708 IPSXMPT TRANS 6500564 19.60	17.16	EA	85.80	85.80		
28	20	20		243909	3/4X5/8 CENTRAL 6360502 2708 RB RISER PT 33.95	31.31	EA	626.20	626.20		
29	5	5		203544	3/4X3/4 PERF 79208 2708 PB RISER PT 25.80	25.80	EA	129.00	129.00		
30	10	10		253776	1X1 CENTRAL 6380287 2708 PB RISER PT 50.05	46.00	EA	460.00	460.00		
								Invoice Amount			

This Sale is Governed by Consolidated Pipe & Supply's terms & conditions of sale found at [www.Consolidatedpipe.com](http://www.Consolidatedpipe.com)

# Consolidated Pipe & Supply Co., Inc.

3010 EUNICE AVE.  
ORLANDO FL 32808

INVOICE DATE  
2/27/2018

INVOICE NUMBER  
7780756-000-000

PAGE  
1 of 1

Original Invoice

Account No.  
770252

SOLD TO:

SHIP TO: SEBRING GAS SYSTEM  
3515 US HIGHWAY 27 S  
ATTN: CAMERON

SEBRING GAS SYSTEM  
3515 US HIGHWAY 27 S

SEBRING FL 33870

SEBRING FL 33870

JOB: STOCK

Customer Order No.				Terms of Sale				Ship Via			
VERBAL				NET 30				UPS			
Freight PREPAID & CHARGE				F.O.B. DESTINATION				Ship Date 2/26/2018			
								Ship From CPS-ORLANDO			
Line No.	Ordered	Shipped	Back Ordered	Product No.	Description	Unit Price	Per	Sales Amount			
1	20	20	4.87	212511	1-1/4 PERPIPE SDR11 2708 SF 90 EL	2.21	EA	2.62	44.20	52.3	
2	40	40	4.87	212515	1-1/4 PERPIPE SDR11 2708 SF CAP	1.80	EA	2.06	72.00	82.2	
3	20	20	4.87	212518	1-1/4 PERPIPE SDR11 2708 SF CPLG	1.28	EA	1.62	25.60	32.3'	
4	10	10	4.87	234814	1-1/4 KEROTEST SDR11 2406 POLY V 99041211	38.71	EA	42.11	387.10	421.4	
5	30	30	4.87	212568	1X1/2 PERPIPE SDR11 2708 IPSXCTS SF RED	2.97	EA	3.36	89.10	100.6	
6	30	30	4.87	221121	3/4 JOMAR 241-004T INSUL MTR STP	23.57	EA	25.50	707.10	765.1	
									1ZE1E1210391697762(2)		
FREIGHT											
STATE SALES TAX - FLORIDA											29.19
COUNTY SALES TAX - HIGHLANDS CO FL											79.51
											19.88
This Sale is Governed by Consolidated Pipe & Supply's terms & conditions of sale found at www.Consolidatedpipe.com										Invoice Amount	1,453.68

REMIT TO: DEPT. 3147 P.O. BOX 2153 BIRMINGHAM, AL. 35287-3147

VP

September 27, 2017

### SEBRING GAS SYSTEM, INC.

3515 US HWY 27, SOUTH

SEBRING, FL 33870

863-385-0194

154 - 376.01

## Construction Materials Form

Location:	Medical Way
Date:	7-8-19

Part Description	Qty Used	
√ 2" Yellow PE 1.08	595' <del>165</del>	642.00
√ 16ga tracer 1.24	600'	144.00
√ 2" SF Coupling 1.62	2	3.24
2" SF Cap	1	3.40
√ Main line Marker <sup>5'</sup> x 2.73	1	13.65
		<hr/> 806.89

# Consolidated Pipe & Supply Co., Inc.

3010 EUNICE AVE. FL 32808  
ORLANDO

INVOICE DATE  
1/30/2019

8/9

7790291-000-000

PAGE 1 OF 1

Original Invoice

Account No.  
770252

SHIP TO: SEBRING GAS SYSTEM  
3515 US HIGHWAY 27 S  
ATTN: CAMERON

SOLD TO

SEBRING GAS SYSTEM  
3515 US HIGHWAY 27 S

SEBRING

FL 33870

154

JOB: STOCK

SEBRING

FL 33870

Customer Order No.				Terms of Sale		Ship Via		
VERBAL / STOCK				NET 30		OUR TRUCK 4928 DM		
Freight		F.O.B.		Ship Date		Ship From		
PREPAID		DESTINATION		1/29/2019		GPS-ORLANDO		
Line No.	Ordered	Shipped	Back-Ordered	Product No.	Description	Unit Price	Per	Sales Amount
1	1000.0	1000.0		208333	1/2 DRISPLX 090 CTS PE2708 6500 GAS TBG 500	26.71	CFT	267.10
2	500.0	500.0		208584	3/4 DRISPLX SDR11 PE2708 6500 GAS PIPE 500	39.00	CFT	195.00
3	1500.0	1500.0		208582	1-1/4 DRISPLX SDR10 PE2708 6500 GAS PIPE 500	97.46	CFT	1461.90
4	1000.0	1000.0		208331	2 DRISPLX SDR11 PE2708 6500 GAS PIPE 500	99.62	CFT	996.20
5	10	10		256108	3/4 CENTRAL 2708 IPSXMPT TRANS 6500546	15.00	EA	150.00
6	30	30		212499	3/4 PERPIPE SDR11 2708 SF 90 EL	1.80	EA	54.00
7	5	5		253778	#10 YELLOW TRACING WIRE PE-30 SLD 500	109.80	EA	549.00
8	120.0	120.0		200296	3 DRISPLX SDR11.5 PE2708 6500 GAS PIPE 40	232.00	CFT	278.40
					CUT INTO 20 FT JOINTS AND DELIVER ON THE STRAIGHT TRUCK			
					STATE SALES TAX - FLORIDA COUNTY SALES TAX - HIGHLANDS CO FL		237.10 50.00	
Invoice Amount							4,238.70	

This Sale is Governed by Consolidated Pipe & Supply's terms & conditions of sale found at [www.Consolidatedpipe.com](http://www.Consolidatedpipe.com)

REMIT TO: DEPT. 3147 P.O. BOX 2153 BIRMINGHAM, AL. 35287-3147

# Pipe & Supply Co., Inc.

INVOICE NUMBER  
7772953-000-000

PAGE  
1 OF 1

INVOICE DATE  
7/17/2017

EUNICE AVE.  
ORLANDO FL 32808

Original Invoice

Account No.  
770252

SHIP TO: SEBRING GAS SYSTEM  
3515 US HIGHWAY 27 S  
ATTN: CAMERON

SOLD TO:

SEBRING GAS SYSTEM  
3515 US HIGHWAY 27 S

SEBRING

FL 33870

JOB: STOCK

SEBRING FL 33870

Customer Order No.				Terms of Sale		Ship Via	
STOCK				NET 30		AAA 96047712	
Freight				F.O.B. DESTINATION		Ship From	
PREPAID						CPS-ORLANDO	
Line No.	Ordered	Shipped	Back Ordered	Product No.	Description	Unit Price	Sales Amount
1	20	20		212553	2X1 PERPIPE SDR11 2708 SF RED	4.97	99.40
2	20	20		212539	2 PERPIPE SDR11 2708 SF CPLG	1.50	30.00
3	20	20		212657	2 PERPIPE SDR11 2708 SF CAP	3.39	67.80
4	8	8		226351	2 KEROTEST SDR11 2406 POLY VAL 99042011	59.63	477.04
5	6	6		214501	#12 YELLOW TRACING WIRE SOLID (EACH) 500 ROLL	60.00	360.00
6	20	20		212548	1-1/4X1 PERPIPE SDR11 2708 SF RED	4.49	89.80
7	1500.0	1500.0		208331	2 DRISPLX SDR11 PE2708 6500 GAS PIPE 500	99.62	1494.30
8	16	16		240767	5-1/4 B&T SCREW VAL BX WHT ABS 40-60 GA	82.09	1313.44
							235.91
							50.00
						Invoice Amount	4,217.69

This Sale is Governed by Consolidated Pipe & Supply's terms & conditions of sale found at [www.Consolidatedpipe.com](http://www.Consolidatedpipe.com)

REMIT TO: DEPT. 3147 P.O. BOX 2153 BIRMINGHAM, AL. 35287-3147



# Consolidated Pipe & Supply Co., Inc.

3010 EUNICE AVE.  
ORLANDO FL 32808

INVOICE DATE  
10/27/2015

INVOICE NUMBER  
7754336-000-000

PAGE  
1 OF 1

Original Invoice

Account No.  
770252

SHIP TO: SEBRING GAS SYSTEM  
3515 US HIGHWAY 27 S

SOLD TO:

SEBRING GAS SYSTEM  
3515 US HIGHWAY 27 S

SEBRING FL 33870

SEBRING FL 33870

JOB: STOCK

Customer Order No.		Terms of Sale		Ship Via				
INVENTORY		NET 30		OUR TRUCK 4965				
Freight		F.O.B.		Ship Date				
PREPAID		DESTINATION		10/27/2015				
Line No.	Ordered	Shipped	Back Ordered	Product No.	Description	Unit Price	Per	Sales Amount
1	1000.0	.0	1000.0	208333	1/2 DRISPLX 090 CTS PE2708 6500 GAS TBG 500	16.95	CFT	.00
2	10	10		243909	3/4X5/8 CENTRAL 6360502 2708 RB RISER PT	29.73	EA	297.30
3	10	0	10	216082	1/2 DRESS CTS BF EFV 0480-0157-009	11.50	EA	.00
4	20	20		212498	1/2 PERPIPE .090 2708 CTS SF CPLG	.82	EA	16.40
5	20	20		212568	1X1/2 PERPIPE SDR11 2406 IP SXCTS SF RED	2.99	EA	59.80
6	20	20		212518	1-1/4 PERPIPE SDR11 2708 SF CPLG	1.28	EA	25.60
7	5	5		212511	1-1/4 PERPIPE SDR11 2708 SF 90 EL	2.10	EA	10.50
8	160.0	160.0		200296	3 DRISPLX SDR11.5 PE2708 6500 GAS PIPE 40	254.91	CFT	407.86
9	4	4		240767	5-1/4 B&T SCREW VAL BX WHT ABS 40-60 GA	76.96	EA	307.84
STATE SALES TAX - FLORIDA								67.52
COUNTY SALES TAX - HIGHLANDS CO FL								11.25
154,60								
INVOICE AMOUNT								1,204.07

SERVICE CHARGES BASED ON LEGAL RATE, OR 1.5% PER MONTH ARE ASSESSED ON OVERDUE AMOUNTS.  
S-77-1028/77

REMIT TO: DEPT. 3147 P.O. BOX 2153 BIRMINGHAM, AL. 35287-3147

TERMS AND CONDITIONS ARE LISTED ON REVERSE SIDE



# TWO BORING KIN

TWO BORING KIN

# INVOICE

2400 N C HILL RD  
AVON PARK FL 33825

863-443-6250

SOLD TO:  
SEBRING GAS

INVOICE NUMBER 959  
INVOICE DATE AUGUST 19, 2019

QUANTITY	DESCRIPTION	UNIT PRICE	AMOUNT
85	DIRECTIONAL BORE	\$8.00	376.01 \$680.00
237	PLOWING	\$3.00	380.01 \$711.00
	LABOR ONLY		
SUBTOTAL			\$1,391.00
TAX			
GOD BLESS AND HAVE A GREAT DAY			\$1,391.00
			PAY THIS AMOUNT

THANK YOU FOR YOUR BUSINESS!

# TWO BORING KIN

2400 N C HILL RD  
AVON PARK FL 33825

TWO BORING KIN

863-443-6250

# INVOICE

SOLD TO:  
SEBRING GAS

INVOICE NUMBER 960  
INVOICE DATE AUGUST 20, 2019

QUANTITY	DESCRIPTION	UNIT PRICE	AMOUNT
525	DIRECTIONAL BORE PARKVIEW  LABOR ONLY	\$8.00	\$4,200.00
SUBTOTAL			\$4,200.00
TAX			
GOD BLESS AND HAVE A GREAT DAY			\$4,200.00
			PAY THIS AMOUNT

*Handwritten notes:*  
376.01 = \$4,000.00  
380.01 = \$200.00

THANK YOU FOR YOUR BUSINESS!



# Emmett Beasley - August

## Sebring Gas System, Inc. Payroll

Description	Code	Week 1	Week 2	Week 3	Week 4	Week 5	Totals
CWIP - Arcadia	107.02						0
Installation Mains, Plastic	376.01	1.5	2.5	2	15.5	3	24.5
Gate Station Equip./Installation	379.00						0
Installations Services, Plastic	380.01	6	1.5		4	0.5	12
Installation Meters	382.00	1.5				2	3.5
Installation Regulators	384.00					1	1
Installation Communication Equipment	397.00						0
Abandonment Mains & Services	810.00						0
Supervision Operations	870.00						0
Exp. Mains and Services	874.00	8.5	8.5	21.5	7.5	21	67
Exp. Meters, Regulators	878.00	1	1.5	2.5	0.5	2.5	8
Exp. Customer Installation	879.00	3.5	8.5	4	3	2	21
Exp. Misc. Distribution	880.00						0
Training	880.03		8.5	1.5			10
Exp. Gen. Meeting	885.00				0.5		0.5
Maintenance of Mains	887.00	4			3	4.5	11.5
Gate Station Maint. / Odorants	891.00		3.5				3.5
Maintenance Services	892.00	4.5	2.5	1.5	4	1.5	14
Maintenance Meters and Regulators	893.00	3			2		5
Maintenance, Other Eqmt.	894.00	0.5		1.5		2	4
Exp. Meter Read	902.00	6	3				9
Exp. Billing	903.00			6			6
ECCR Residential Advert	908.23						0
Expense Sales	912.00						0
Exp. Administration	920.00						0
Employee Benefits	926.02						0
<b>Total</b>		<b>40</b>	<b>40</b>	<b>40.5</b>	<b>40</b>	<b>40</b>	<b>200.5</b>

**SEBRING GAS SYSTEM, INC.  
EMPLOYEE DAILY REPORT**

**NAME** Emmett Beasley **DAY** Tues. **DATE** 7/30/19

TIME	TYPE OF WORK PERFORMED	ACCOUNT NO
08:00	@ office, get w/o	874
08:30	@ PKWY - spot main	376.01
09:00	↓	↓
09:30	↓	↓
10:00	Owens - spot old service	380.01
10:30	↓	↓
11:00	↓	↓
11:30	@ office, w/ Cameron	874
12:00	locates	874
12:30	Lunch	/
1:00	↓	
1:30	Triangle - gather material	879
2:00	8073 Don Maxcy - pipe to range	879
2:30	↓	↓
3:00	8073 Don Maxcy - trench in	380.01
3:30	service & tie into main	↓
4:00	↓	↓
4:30	↓	↓
5:00		
5:30		
6:00		

**RECAP OF HOURS**

ACCOUNT NUMBER	NO. OF HOURS
874	1.5
376.01	1.5
380.01	3.5
879	1.5
<b>TOTAL</b>	<b>8</b>

**SEBRING GAS SYSTEM, INC.  
EMPLOYEE DAILY REPORT**

**NAME:** Emmett Beasley    **DAY:** Thurs.    **DATE:** 8/1/19

TIME	TYPE OF WORK PERFORMED	ACCOUNT NO.
08:00	Locate	874
08:30	Odorant reads	891
09:00	↓	↓
09:30	↓	↓
10:00	↓	↓
10:30	Owens - spot either main or	376.01
11:00	service	↓
11:30	↓	↓
12:00	Locate	874
12:30	↓	↓
1:00	Lunch	/
1:30	↓	/
2:00	<del>reads</del> Reread meters	<del>903</del> 902
2:30	↓	↓
3:00	↓	↓
3:30	Measurements for Jim	376.01
4:00	Reread meters	<del>903</del> 902
4:30	↓	↓
5:00		
5:30		
6:00		

**RECAP OF HOURS**

ACCOUNT NUMBER	NO. OF HOURS
874	1.5
891	2
376.01	2
<del>903</del> 902	2.5
<b>TOTAL</b>	<b>8</b>

56,734

**SEBRING GAS SYSTEM, INC.  
EMPLOYEE DAILY REPORT**

**NAME** *Emmett Beasley*    **DAY** *Mon.*    **DATE** *8/5/19*

TIME	TYPE OF WORK PERFORMED	ACCOUNT NO.
08:00	<i>locates</i>	<i>874</i>
08:30	↓	↓
09:00	↓	↓
09:30	<i>@ warehouse, - training</i>	<i>880.03</i>
10:00	↓	↓
10:30	↓	↓
11:00	↓	↓
11:30	↓	↓
12:00	↓	↓
12:30	<i>lunch</i>	/
1:00	↓	
1:30	<i>Warehouse - locate</i>	<del>874</del> <i>874</i>
2:00	↓	↓
2:30	↓	↓
3:00	↓	↓
3:30	<i>@ office disp off permit</i>	<i>376.01</i>
4:00	<del>@</del> <i>Home Depot - by material</i>	<i>879</i>
4:30	<i>@ warehouse, organize &amp; clean</i>	<i>874</i>
5:00		
5:30		
6:00		

**RECAP OF HOURS**

ACCOUNT NUMBER	NO. OF HOURS
<i>874</i>	<i>4</i>
<i>880.03</i>	<i>3</i>
<i>376.01</i>	<i>.5</i>
<i>879</i>	<i>.5</i>
<b>TOTAL</b>	<i>11</i>

**SEBRING GAS SYSTEM, INC.  
EMPLOYEE DAILY REPORT**

**NAME** Emmett Beasley **DAY** Mon. **DATE** 5/12/19

TIME	TYPE OF WORK PERFORMED	ACCOUNT NO
08:00	Locates	874
08:30	↓	↓
09:00		
09:30	↓	↓
10:00	2422 Hope Circle - Reconnect	903
10:30	Locates	874
11:00	↓	↓
11:30		
12:00	↓	↓
12:30	Lunch	/
1:00	↓	↓
1:30	@warehouse, inventory	874
2:00	Owens, as build for permit	376.01
2:30	Triangle, buy material	879
3:00	Owens, install strike plates	879
3:30	@warehouse, organize truck	874
4:00	go through inventory on truck	↓
4:30	↓	↓
5:00		
5:30		
6:00		

**RECAP OF HOURS**

ACCOUNT NUMBER	NO. OF HOURS
874	6
903	.5
376.01	.5
879	1
<b>TOTAL</b>	<b>8</b>



**SEBRING GAS SYSTEM, INC.  
EMPLOYEE DAILY REPORT**

**NAME** Emmett Beasley **DAYS** Tues. **DATE** 8/13/19

TIME	TYPE OF WORK PERFORMED	ACCOUNT NO.
08:00	@ office, get w/p	874
08:30	@ warehouse, ck inventory	874
09:00	↓	↓
09:30	@ office, general met	376.01
10:00	locate	874
10:30	length est. from Public to Parkview	376.01
11:00	↓	↓
11:30	Lunch	/
12:00	↓	
12:30	Gas up truck	874
1:00	803 Van Maxey - replace service line	892
1:30	↓	↓
2:00	@ warehouse, clean truck	894
2:30	↓	↓
3:00	Walmart - buy poison	874
3:30	↓	↓
4:00	@ warehouse, pressure test pipe	874
4:30	↓	↓
5:00		
5:30		
6:00		

**RECAP OF HOURS**

ACCOUNT NUMBER	NO. OF HOURS
874	4.5
376.01	1.5
892	1
894	1
<b>TOTAL</b>	<b>8</b>

1262' Public side  
1280' Resident side

**SEBRING GAS SYSTEM, INC.  
EMPLOYEE DAILY REPORT**

**NAME** *Emmett Beasley*      **DAY** *Thurs.*      **DATE** *8/15/19*

TIME	TYPE OF WORK PERFORMED	ACCOUNT NO.
08:00	@warehouse, gather mat'erial	376.01
08:30	PKWY - main ext.	376.01
09:00	↓	↓
09:30		
10:00		
10:30		
11:00	↓	↓
11:30	Leak call - riser damaged	<del>887</del> 887
12:00	↓	↓
12:30		
1:00		
1:30		
2:00	↓	↓
2:30	Lunch	/
3:00	↓	
3:30	Locates	874
4:00	↓	↓
4:30	PKWY - main ext.	376.01
5:00		
5:30		
6:00		

**RECAP OF HOURS**

ACCOUNT NUMBER	NO. OF HOURS
376.01	4
<del>887</del> 887	3
874	1
<b>TOTAL</b>	<b>8</b>

**SEBRING GAS SYSTEM, INC.  
EMPLOYEE DAILY REPORT**

**NAME** Emmett Beasley      **DAY** Mon.      **DATE** 8/19/19

TIME	TYPE OF WORK PERFORMED	ACCOUNT NO.
08:00	@ warehouse, gather material	380.c1
08:30	Hibiscus Dr. - new service	380.c1
09:00	↓	↓
09:30		
10:00		
10:30	↓	↓
11:00	Hibiscus Dr. - new main ext	376.d
11:30	↓	↓
12:00		
12:30		
1:00		
1:30	↓	↓
2:00	Lunch	/
2:30	↓	/
3:00	Hibiscus Dr. - back fill &	376.c1
3:30	level dirt	↓
4:00	↓	↓
4:30		
5:00		
5:30		
6:00		

**RECAP OF HOURS**

ACCOUNT NUMBER	NO. OF HOURS
380.c1	3
376.c1	5
<b>TOTAL</b>	<b>8</b>

57,631

**SEBRING GAS SYSTEM, INC.  
EMPLOYEE DAILY REPORT**

**NAME** Emmett Beasley **DAY** Tues. **DATE** 8/20/19

TIME	TYPE OF WORK PERFORMED	ACCOUNT NO.
08:00		
08:30	@ office, get w/o	874
09:00	Hibiscus Dr. - Fusions &	376.01
09:30	Pressure test new line	↓
10:00	↓	↓
10:30	↓	↓
11:00	↓	↓
11:30	Lunch	/
12:00	Locates	874
12:30	↓	↓
1:00	↓	↓
1:30	↓	↓
2:00	Tubbs Rd. - replace riser	892
2:30	↓	↓
3:00	↓	↓
3:30	246 N Franklin - CK waterheater	879
4:00	Mi Rancho - read meter/disc account	888
4:30	@ office, meeting	885
5:00		
5:30		
6:00		

**RECAP OF HOURS**

ACCOUNT NUMBER	NO OF HOURS
874	2.5
376.01	2.5
879	1.5
879	1.5
885	1.5
892	1.5
<b>TOTAL</b>	<b>8</b>

**SEBRING GAS SYSTEM, INC.  
EMPLOYEE DAILY REPORT**

**NAME** Emmett Beasley **DAY** Wed. **DATE** 8/21/19

TIME	TYPE OF WORK PERFORMED	ACCOUNT NO.
08:00	@ warehouse, get excavator	376.01
08:30	PKWY - fuse new main ext.	376.01
09:00	Hungry Howies - CK damage	879
09:30	pipe	
10:00	↓	↓
10:30		
11:00	↓	↓
11:30	Hungry Howies replace reg.	893
12:00	↓	↓
12:30	Lunch	/
1:00	↓	/
1:30	Hibiscus Dr - backfill & tie	376.01
2:00	in new main	
2:30	↓	↓
3:00		
3:30		
4:00	↓	↓
4:30	@ warehouse, unload excavator	874
5:00		
5:30		
6:00		

**RECAP OF HOURS**

ACCOUNT NUMBER	NO. OF HOURS
376.01	4
879	2.5
893	1
874	1.5
<b>TOTAL</b>	<b>9</b>

**SEBRING GAS SYSTEM, INC.  
EMPLOYEE DAILY REPORT**

**NAME** Emmett Beasley    **DAY** Thurs.    **DATE** 8/22/19

TIME	TYPE OF WORK PERFORMED	ACCOUNT NO.
08:00	@ office, get w/o	874
08:30	PKWY - Tap-tee	376.01
09:00	↓	↓
09:30	↓	↓
10:00	@ warehouse, build meter set	382
10:30	↓	↓
11:00	1911 Hibiscus Dr. - install meter set	384
11:30	↓ & set reg. pressure	↓
12:00	Lunch	/
12:30	↓	↓
1:00	fill truck w/ gas	874
1:30	Locates	874
2:00	↓	↓
2:30	↓	↓
3:00	↓	↓
3:30	↓	↓
4:00	↓	↓
4:30	↓	↓
5:00		
5:30		
6:00		

**RECAP OF HOURS**

ACCOUNT NUMBER	NO. OF HOURS
874	4.5
376.01	1.5
382	1
384	1
<b>TOTAL</b>	<b>8</b>

**SEBRING GAS SYSTEM, INC.  
EMPLOYEE DAILY REPORT**

**NAME** Emmett Beasley **DAY** Mon. **DATE** 8/26/19

TIME	TYPE OF WORK PERFORMED	ACCOUNT NO.
08:00	@ office, get w/o	874
08:30	PKWT - clean out Tap-Tec 8	376.01
09:00	back P.I.I	↓
09:30	Mimi St. - replace cap w/ plug	892
10:00	on valve	↓
10:30	@ office, drop off w/o	892
11:00	Locates	874
11:30	Lunch	/
12:00	↓	/
12:30	Wanchula - locates	874
1:00	↓	↓
1:30		
2:00	↓	↓
2:30	1206 Citrus Terrace - Turn on	878
3:00	@ office, drop off w/o	878
3:30	Warehouse, fuse tube to replace	887
4:00	@ person / Mock up for PKWT	879
4:30		↓
5:00		
5:30		
6:00		

**RECAP OF HOURS**

ACCOUNT NUMBER	NO. OF HOURS
874	3
376.01	1
892	1.5
878	1
879	1
887	1.5
<b>TOTAL</b>	<b>8</b>

Jim Correll - August

Sebring Gas System, Inc. Payroll

Description	Code	Week 1	Week 2	Week 3	Week 4	Week 5	Totals
CWIP - Arcadiu	107.02						0
Installation Mains, Plastic	376.01					2	2
Gate Station Equip./Installation	379.00						0
Installations Services, Plastic	380.01					2	2
Installation Meters	382.00						0
Installation Regulators	384.00						0
Installation Communication Equipment	397.00						0
Abandonment Mains & Services	810.00						0
Supervision Operations	870.00						0
Exp. Mains and Services	874.00						0
Exp. Meters, Regulators.	878.00						0
Exp. Customer Installation	879.00	11	16	18.5	13	4	62.5
Exp. Misc. Distribution	880.00						0
Training	880.03						0
Exp. Gen. Meeting	885.00				0.5		0.5
Maintenance of Mains	887.00						0
Gate Station Maint. / Odorants	891.00						0
Maintenance Services	892.00						0
Maintenance Meters and Regulators	893.00						0
Maintenance, Other Eqmt.	894.00						0
Exp. Meter Rent	902.00						0
Exp. Billing	903.00						0
ECCR Residential Advert	908.23						0
Expense Sales	912.00						0
Exp. Administration	920.00	29	24	21.5	26.5	24	125
Employee Benefits	926.02					8	8
Total		40	40	40	40	40	200



**SEBRING GAS SYSTEM, INC.  
EMPLOYEE DAILY REPORT**

**NAME** J CORRELL      **DAY** THUR      **DATE** 8-22-19

TIME	TYPE OF WORK PERFORMED	ACCOUNT NO
08:00	IN OFFICE WORKED ON	376.01
08:30	NEW 2" GAS MAIN	↓
09:00	EXTENSION UP DATED	↓
09:30	SYSTEM MAPS	↓
10:00	ALSO 3/4" SERVICE	380.01
10:30	AS BUILT	↓
11:00	↓	↓
11:30	↓	↓
12:00	LUNCH	
12:30	LUNCH	
1:00	COMPLETED WEEK RECAP	920
1:30	TO ON WABCHUKA MAPS	↓
2:00	COMMERCE COURT	↓
2:30	↓	↓
3:00	↓	↓
3:30	↓	↓
4:00	↓	↓
4:30	↓	↓
5:00		
5:30		
6:00		

**RECAP OF HOURS**

ACCOUNT NUMBER	NO OF HOURS
376.01	2
380.01	2
920	4
<b>TOTAL</b>	<b>8</b>

# Casey Dixon - August

## Sebring Gas System, Inc. Payroll

Description	Code	Week 1	Week 2	Week 3	Week 4	Week 5	Totals
CWIP - Arcadia	107.02						0
Installation Mains, Plastic	376.01	4.5		1	16	2.5	24
Gate Station Equip/Installation	379.00						0
Installations Services, Plastic	380.01	6	4.5	2	5.5	6	24
Installation Meters	382.00	7	3.5		3.5	5	19
Installation Regulators	384.00						0
Installation Communication Equipment	397.00						0
Abandonment Mains & Services	810.00						0
Supervision Operations	870.00						0
Exp. Mains and Services	874.00	6.5	6	14.5	5	13	45
Exp. Meters, Regulators	878.00	2		5.5	1		8.5
Exp. Customer Installation	879.00	5	14	5.5	5.5	8	38
Exp. Misc. Distribution	880.00						0
Training	880.03		6				6
Exp. Gen. Meeting	885.00				0.5		0.5
Maintenance of Mains	887.00	4	2	8.5	1.5	4	20
Gate Station Maint. / Odorants	891.00	3		1.5			4.5
Maintenance Services	892.00	1	2		1.5		4.5
Maintenance Meters and Regulators	893.00	1	1	1			3
Maintenance, Other Eqmt.	894.00			0.5		1.5	2
Exp. Meter Read	902.00						0
Exp. Billing	903.00						0
ECCR Residential Advert	908.23						0
Expense Sales	912.00						0
Exp. Administration	920.00						0
Employee Benefits	926.02						0
Total		40	39	40	40	40	199

**SEBRING GAS SYSTEM, INC.  
EMPLOYEE DAILY REPORT**

**NAME:** Casey L. Dixon      **DAY:** Mon      **DATE:** 7-29-19

TIME	TYPE OF WORK PERFORMED	ACCOUNT NO.
08:00	@ office get w/p	874
08:30	Dinner Lake Gate maintenance	891
09:00	↓	
09:30	↓	
10:00	↓	
10:30	2981 Lakeview drop off brochures	879
11:00	Alan Say's drop & off valve key	879
11:30	@ warehouse load/unload materials	874
12:00	Airport abandoned service	892
12:30	↓	
1:00	2506 Hope Cir. turn on	878
1:30	Lunch	
2:00	↓	
2:30	@ office get w/p	380.01
3:00	715 Ewinston estimate	380.01
3:30	Medical way as-builts	376.01
4:00	↓	
4:30	Parkway permit measurements	376.01
5:00		
5:30		
6:00		

**RECAP OF HOURS**

127245  
127299

ACCOUNT NUMBER	NO. OF HOURS
891	2
874	1
879	1
892	1
878	.5
380.01	1
376.01	1.5
<b>TOTAL</b>	<b>8</b>

**SEBRING GAS SYSTEM, INC.  
EMPLOYEE DAILY REPORT**

**NAME:** Casey Dixon      **DAY:** Tues      **DATE:** 7-30-19

TIME	TYPE OF WORK PERFORMED	ACCOUNT NO.
08:00	@ advice get w/o	874
08:30	@ Parkway dig up main	376.01
09:00	↓	↓
09:30	↓	↓
10:00	@ Owens spot main	376.01
10:30	↓	↓
11:00	↓	↓
11:30	@ warehouse gather materials	380.01
12:00	↓	382
12:30	Lunch	
1:00	↓	
1:30	8073 Van Maxey build meter	382
2:00	↓	↓
2:30	↓	↓
3:00	" Install new service	380.01
3:30	↓	↓
4:00	↓	↓
4:30	" find leak on range	879
5:00		
5:30		
6:00		

**RECAP OF HOURS**

127299

ACCOUNT NUMBER	NO. OF HOURS
874	.5
376.01	3
380.01	2
382	2
879	.5
<b>TOTAL</b>	<b>8</b>

**SEBRING GAS SYSTEM, INC.  
EMPLOYEE DAILY REPORT**

**NAME:** Casey Dixon      **DAY:** Tues.      **DATE:** 8-13-19

TIME	TYPE OF WORK PERFORMED	ACCOUNT NO.
08:00	@ office get w/p	874
08:30	@ warehouse gather materials	376.01
09:00	↓	↓
09:30	@ office w/ Cam	874
10:00	↓	↓
10:30	Deutech pick up ERT's	874
11:00	↓	↓
11:30	Lunch	
12:00	↓	
12:30	@ office drop off P/W	874
1:00	8057 Von Maxey re-trench	380.01
1:30	service	↓
2:00	↓	↓
2:30	@ warehouse pressure test pipe	874
3:00	↓	↓
3:30	↓	↓
4:00	↓	↓
4:30	↓	↓
5:00		
5:30		
6:00		

**RECAP OF HOURS**

ACCOUNT NUMBER	NO. OF HOURS
874	5.5
376.01	1
380.01	1.5
<b>TOTAL</b>	<b>8</b>

127832

**SEBRING GAS SYSTEM, INC.  
EMPLOYEE DAILY REPORT**

**NAME** Casey Dixon      **DAY** Thurs.      **DATE** 8-15-19

TIME	TYPE OF WORK PERFORMED	ACCOUNT NO.
08:00	@ warehouse load materials	376.01
08:30	Parkway main ext.	376.01
09:00	↓	↓
09:30	↓	↓
10:00	↓	↓
10:30	↓	↓
11:00	↓	↓
11:30	Francis I main break	887
12:00	↓	↓
12:30	↓	↓
1:00	Lunch	
1:30	↓	
2:00	<del>Francis I</del> Parkway main	376.01
2:30	ext.	↓
3:00	105 Parkway new service	380.01
3:30	↓	↓
4:00	Parkway main ext.	376.01
4:30	Home Depot get shelves for warehouse	874
5:00		
5:30		
6:00		

**RECAP OF HOURS**

ACCOUNT NUMBER	NO. OF HOURS
376.01	5
887	1.5
380.01	1
874	.5
<b>TOTAL</b>	<b>8</b>

**SEBRING GAS SYSTEM, INC.  
EMPLOYEE DAILY REPORT**

**NAME:** Casey Dixon      **DAY:** Wed.      **DATE:** 8-21-19

TIME	TYPE OF WORK PERFORMED	ACCOUNT NO.
08:00	Parkway finish main ext.	376.01
08:30	↓	↓
09:00	↓	↓
09:30	↓	↓
10:00	↓	↓
10:30	Parkway finish P/W	376.01
11:00	Hungry Howies re-secure hit	879
11:30	pipe	↓
12:00	@ office get map	376.01
12:30	Parkway finish main as-built	376.01
1:00	↓	↓
1:30	lunch	
2:00	↓	
2:30	@ office drop off P/W	879
3:00	↓	↓
3:30	@ warehouse gather materials	382
4:00	↓	↓
4:30	↓	↓
5:00		
5:30		
6:00		

**RECAP OF HOURS**

128247

ACCOUNT NUMBER	NO. OF HOURS
376.01	4.5
879	1
874	1
382	1.5
<b>TOTAL</b>	<b>8</b>

**SEBRING GAS SYSTEM, INC.  
EMPLOYEE DAILY REPORT**

**NAME** Casey Dixon **DAY** Thurs. **DATE** 8-22-19

TIME	TYPE OF WORK PERFORMED	ACCOUNT NO.
08:00	@ office get w/o	874
08:30	Parkway check pressure / tap	376.01
09:00	tee	↓
09:30	↓	↓
10:00	@ warehouse build Hill meter	382
10:30	↓	↓
11:00	Lunch	
11:30	↓	
12:00	@ warehouse gather Purvis mtr. parts	382
12:30	Reduel	874
1:00	Bad weather; organize / clean	874
1:30	warehouse	
2:00	↓	↓
2:30	↓	↓
3:00	↓	↓
3:30	↓	↓
4:00	↓	↓
4:30		
5:00		
5:30		
6:00		

**RECAP OF HOURS**

ACCOUNT NUMBER	NO. OF HOURS
874	4.5
376.01	1.5
382	1.5
<b>TOTAL</b>	<b>7.5</b>

6/6



# Cameron Menzie - August

## Sebring Gas System, Inc. Payroll

Description	Code	Week 1	Week 2	Week 3	Week 4	Week 5	Totals
CWIP - Arcadia	107.02						0
Installation Mains, Plastic	376.01	3.5	2	1	8	4	18.5
Gate Station Equip./Installation	379.00						0
Installations Services, Plastic	380.01	3	0.5		3		6.5
Installation Meters	382.00	0.5				1	1.5
Installation Regulators	384.00						0
Installation Communication Equipment	397.00						0
Abandonment Mains & Services	810.00						0
Supervision Operations	870.00	25	26.5	31.5	21.5	14	118.5
Exp. Mains and Services	874.00		1.5				1.5
Exp. Meters, Regulators.	878.00			2			2
Exp. Customer Installation	879.00		2		3		5
Exp. Misc. Distribution	880.00						0
Training	880.03		4				4
Exp. Gen. Meeting	885.00				2	1	3
Maintenance of Mains	887.00			1	1.5	2	4.5
Gate Station Maint. / Odorants	891.00	0.5		0.5			1
Maintenance Services	892.00	0.5	1		1		2.5
Maintenance Meters and Regulators	893.00						0
Maintenance, Other Eqmt.	894.00						0
Exp. Meter Read	902.00	1	0.5	0.5			2
Exp. Billing	903.00			0.5			0.5
ECCR Residential Advert	908.23						0
Expense Sales	912.00						0
Exp. Administration	920.00	6	2			2	10
Employee Benefits	926.02			3		16	19
Total		40	40	40	40	40	200

**SEBRING GAS SYSTEM, INC.  
EMPLOYEE DAILY REPORT**

**NAME:** CAUGHLIN MERRILL    **DAY:** THURS    **DATE:** 7/25/19

TIME	TYPE OF WORK PERFORMED	ACCOUNT NO
08:00	ASSIGN WORK - JPT FOR MAIN	376.01
08:30	EXT.	↓
09:00	DRAFT 8 <sup>1/2</sup> " LOCATE TICKETS	↓
09:30	FOR MAIN EXTENSIONS & SERVICES	↓
10:00	↓	380.01
10:30	↓	↓
11:00	ADMINISTRATION - PAYROLL	920
11:30		↓
12:00		↓
12:30		↓
1:00		↓
1:30		↓
2:00		↓
2:30		↓
3:00		↓
3:30		↓
4:00		↓
4:30		↓
5:00		↓
5:30		↓
6:00		↓

**RECAP OF HOURS**

ACCOUNT NUMBER	NO. OF HOURS
376.01	2
380.01	1
920	6
<b>TOTAL</b>	<b>9</b>

**SEBRING GAS SYSTEM, INC.  
EMPLOYEE DAILY REPORT**

**NAME** CAMERON MENZIE **DAY** TUE **DATE** 7/30/19

TIME	TYPE OF WORK PERFORMED	ACCOUNT NO.
08:00	Assign Work - METELS	902
08:30	NEW SERVICE Van Metercy	380.01
09:00	Compliance	870
09:30		↓
10:00		
10:30		
11:00		
11:30		
12:00		↓
12:30	LUNCH	<del>380.01</del>
1:00		
1:30		870
2:00		↓
2:30		
3:00	W/ ZRK - VIEW MAIN EXTENSIONS	376.01
3:30	1/2 SERVICES	↓
4:00	↓	
4:30		380.01
5:00		
5:30		
6:00		

**RECAP OF HOURS**

ACCOUNT NUMBER	NO. OF HOURS
376.01	1.5
380.01	1
870	5
902	0.5
<b>TOTAL</b>	<b>8</b>

**SEBRING GAS SYSTEM, INC.  
EMPLOYEE DAILY REPORT**

<b>NAME</b>	CAMERON MENZIE	<b>DAY</b>	THURS	<b>DATE</b>	8/1/19
-------------	----------------	------------	-------	-------------	--------

TIME	TYPE OF WORK PERFORMED	ACCOUNT NO.
08:00	ASSIGN WORK - LOCATES, SPOT	874
08:30	MAIN FOR EXTENSION	376.01
09:00	ADMINISTRATION - COMPLIANCE	870
09:30		↓
10:00		
10:30	W/ GUYS IN FIELD - LAKEVIEW	376.01
11:00	↓	↓
11:30		
12:00		
12:30	LUNCH	<del>870</del>
1:00	ADMIN - COMPLIANCE	
1:30		
2:00		
2:30		
3:00	ASSIGN RE-READS	902
3:30	ASSIST IN RATE CASE AUDIT, PAYROLL	920
4:00		↓
4:30		
5:00		
5:30		
6:00		

**RECAP OF HOURS**

ACCOUNT NUMBER	NO. OF HOURS
376.01	2
870	3.5
874	.5
902	.5
920	1.5
<b>TOTAL</b>	<b>8</b>

**SEBRING GAS SYSTEM, INC.  
EMPLOYEE DAILY REPORT**

<b>NAME</b>	CAMERON MENZIE	<b>DAY</b>	TUES	<b>DATE</b>	8/13/19
-------------	----------------	------------	------	-------------	---------

TIME	TYPE OF WORK PERFORMED	ACCOUNT NO.	
08:00	ASSIGN WORK - MEASUREMENTS FOL MAIN	376.01	
08:30	Ext. OFFICE - ADMIN	870	
09:00		↓	
09:30			
10:00			
10:30			
11:00			
11:30			
12:00			
12:30			
1:00	PHONE CONF. ZBK SCHEDULE MAIN Ext.		376.01
1:30	OFFICE - ADMIN / COMPLIANCE QO		870
2:00			↓
2:30			
3:00			
3:30			
4:00			
4:30			
5:00			
5:30			
6:00			

**RECAP OF HOURS**

ACCOUNT NUMBER	NO. OF HOURS
376.01	1
870	7
<b>TOTAL</b>	<b>8</b>

**SEBRING GAS SYSTEM, INC.  
EMPLOYEE DAILY REPORT**

<b>NAME</b>	CAMERON MENZIE	<b>DAY</b>	THURS	<b>DATE</b>	8/15/19
-------------	----------------	------------	-------	-------------	---------

TIME	TYPE OF WORK PERFORMED	ACCOUNT NO.
08:00	IN FIELD - CONSTRUCTION - MAIN EXTENSION	376.01
08:30		
09:00		
09:30		
10:00		
10:30	LEAK CALL FRANCIS I - RISER	887
11:00		
11:30	↓ Hit By MOWER	<del>                    </del>
12:00	↓	
12:30	LUNCH	<del>                    </del>
1:00	↓	
1:30	OFFICE - ADMIN	870
2:00		376.01
2:30		
3:00		
3:30		376.01
4:00	W/ CONTRACTOR - LOOK OVER	
4:30	NEW PROJECT	↓
5:00		
5:30		
6:00		

**RECAP OF HOURS**

ACCOUNT NUMBER	NO. OF HOURS
376.01	4.5
870	2
887	1.5
<b>TOTAL</b>	<b>8</b>

**SEBRING GAS SYSTEM, INC.  
EMPLOYEE DAILY REPORT**

<b>NAME</b>	CAMERON MENEIS	<b>DAY</b>	Mon	<b>DATE</b>	8/19/19
-------------	----------------	------------	-----	-------------	---------

TIME	TYPE OF WORK PERFORMED	ACCOUNT NO.
08:00	ASSIGN WORK / ON SITE MAIN	376.01
08:30	EXT. / SERVICE 1911 HUBISCUSS	↓
09:00	↓	↓
09:30	↓	↓
10:00	↓	380.01
10:30	OFFICE - ADMIN	870
11:00	↓	↓
11:30	↓	↓
12:00	↓	↓
12:30	LUNCH	X
1:00		
1:30	ASSIGN WORK - SWANE ZINNAI	879
2:00	OFFICE - ADMIN	870
2:30		↓
3:00		
3:30		
4:00		
4:30		↓
5:00		
5:30		
6:00		

**RECAP OF HOURS**

ACCOUNT NUMBER	NO. OF HOURS
376.01	2
380.01	.5
870	5
879	.5
<b>TOTAL</b>	<b>8</b>

**SEBRING GAS SYSTEM, INC.  
EMPLOYEE DAILY REPORT**

<b>NAME</b>	CAMERO MENZIE	<b>DAY</b>	TUES	<b>DATE</b>	8/20/19
-------------	---------------	------------	------	-------------	---------

TIME	TYPE OF WORK PERFORMED	ACCOUNT NO.
08:00	ASSIGN WORK - CK OVEN	879
08:30	COMPLETE MAIN EXT. / SERVICE &	376.01
09:00	PUT ON TEST TUBES	380.01
09:30	OFFICE - DOWN	870
10:00		↓
10:30		
11:00		
11:30		
12:00		X
12:30	LUNCH	
1:00	ASSIGN WORK - REMOVE / RE-SET	892
1:30	RISER TUBES RD	↓
2:00	OFFICE - COMPLIANCE	870
2:30		↓
3:00		
3:30		
4:00	MEETING W/ GUYS - AFTER HOURS	885
4:30	LEAK CALLS	↓
5:00		
5:30		
6:00		

**RECAP OF HOURS**

ACCOUNT NUMBER	NO. OF HOURS
376.01	.5
380.01	.5
870	<del>5.5</del> 4.5
879	.5
892	1
885	1
<b>TOTAL</b>	<b>8</b>



**SEBRING GAS SYSTEM, INC.  
EMPLOYEE DAILY REPORT**

**NAME:** CAMERON MENZIE **DAY:** WED **DATE:** 8/28/19

TIME	TYPE OF WORK PERFORMED	ACCOUNT NO.
08:00	PHONE CONF. CONSULTANTS - RATE	885
08:30	CASE	
09:00	DRAFT PROCEDURES / WORK	870
09:30	ON RESPONSES TO PSC	
10:00		
10:30		
11:00		
11:30		
12:00		
12:30		
1:00	NAUCHULA / SEBRING / ARCADIA	376.01
1:30	EXPANSION DRAFTING, MAPPING	
2:00	& CUSTOMER POTENTIAL LISTING	
2:30		
3:00		
3:30		
4:00		
4:30		
5:00		
5:30		
6:00		

**RECAP OF HOURS**

ACCOUNT NUMBER	NO. OF HOURS
376.01	4
870	4
885	1
<b>TOTAL</b>	<b>9</b>

PAID 8 HR.

# Steven Meyer - August

## Sebring Gas System, Inc. Payroll

Description	Code	Week 1	Week 2	Week 3	Week 4	Week 5	Totals
CWIP - Arcadia	107.02						0
Installation Mains, Plastic	376.01		2.5	1	17.5	2.5	23.5
Gate Station Equip./Installation	379.00						0
Installations Services, Plastic	380.01	3	2	1.5	7	6	19.5
Installation Meters	382.00				3.5	7.5	11
Installation Regulators	384.00						0
Installation Communication Equipment	397.00						0
Abandonment Mains & Services	810.00						0
Supervision Operations	870.00						0
Exp. Mains and Services	874.00	9	5.5	12.5	2.5	11.5	41
Exp. Meters, Regulators.	878.00	1.5	1.5	4.5	1		8.5
Exp. Customer Installation	879.00	1	13	5.5	4	6	29.5
Exp. Misc. Distribution	880.00						0
Training	880.03		7.5				7.5
Exp. Gen. Meeting	885.00				0.5		0.5
Maintenance of Mains	887.00	3		8.5		5	16.5
Gate Station Maint. / Odorants	891.00		2	1.5			3.5
Maintenance Services	892.00	6	2		3		11
Maintenance Meters and Regulators	893.00	1.5	1	1	1		4.5
Maintenance, Other Eqmt.	894.00	0.5		0.5		1.5	2.5
Exp. Meter Read	902.00	8	3				11
Exp. Billing	903.00	6.5					6.5
ECCR Residential Advert	908.23						0
Expense Sales	912.00						0
Exp. Administration	920.00						0
Employee Benefits	926.02						0
<b>Total</b>		<b>40</b>	<b>40</b>	<b>36.5</b>	<b>40</b>	<b>40</b>	<b>196.5</b>

**SEBRING GAS SYSTEM, INC.  
EMPLOYEE DAILY REPORT**

**NAME:** Steven Meyer      **DAY:** Thursday      **DATE:** 8-1-19

TIME	TYPE OF WORK PERFORMED	ACCOUNT NO.
08:00	Franklin locate	874
08:30	odorants	891
09:00	↓	↓
09:30	↓	↓
10:00	↓	↓
10:30	owner spot main/service	376.01
11:00	↓	↓
11:30	↓	↓
12:00	Locate	874
12:30	↓	↓
1:00	Lunch	↘
1:30	↓	↘
2:00	<del>owner</del> Re-read Meters	<del>903</del> 902
2:30	↓	↓
3:00	↓	↓
3:30	Jim's Measurements	376.01
4:00	Re-reads	<del>903</del> 902
4:30	↓	↓
5:00		
5:30		
6:00		

**RECAP OF HOURS**

ACCOUNT NUMBER	NO. OF HOURS
874	1.5
891	2
376.01	2
<del>903</del> 902	2.5
<b>TOTAL</b>	<b>8</b>

**SEBRING GAS SYSTEM, INC.  
EMPLOYEE DAILY REPORT**

**NAME** Steven Meyer      **DAY** ~~thurs.~~ friday      **DATE** 8-2-19

TIME	TYPE OF WORK PERFORMED	ACCOUNT NO.
08:00	at office get w/o	880.03
08:30	Training	880.03
09:00	↓	↓
09:30		
10:00		
10:30		
11:00	↓	↓
11:30	Lunch	
12:00	↓	
12:30	Training	880.03
1:00	Measure meter for Jim	376.01
1:30	Locate	874
2:00	↓	↓
2:30	Training	880.03
3:00	↓	↓
3:30	La Hacienda meter Read	902
4:00	Training	880.03
4:30	↓	↓
5:00		
5:30		
6:00		

**RECAP OF HOURS**

ACCOUNT NUMBER	NO. OF HOURS
880.03	6
874	1
902	0.5
376.01	0.5
<b>TOTAL</b>	<b>8</b>

**SEBRING GAS SYSTEM, INC.  
EMPLOYEE DAILY REPORT**

**NAME** Stevn Meyer      **DAY** tues      **DATE** 8-13-19

TIME	TYPE OF WORK PERFORMED	ACCOUNT NO.
08:00	at <del>warehouse</del> office get w/co	874
08:30	at warehouse gather mnts.	376.01
09:00	↓	↓
09:30	at office	874
10:00	↓	↓
10:30	Devtech pick up ERTS	874
11:00	↓	↓
11:30	Lunch	↘
12:00	↓	
12:30	at office drop off P/W	879
1:00	8057 Von Maxcy re-trench service	380.01
1:30	↓	↓
2:00	↓	↓
2:30	at warehouse - Inclement weather	874
3:00	↓	↓
3:30	↓	↓
4:00	↓	↓
4:30	↓	↓
5:00		
5:30		
6:00		

**RECAP OF HOURS**

ACCOUNT NUMBER	NO. OF HOURS
874	5
376.01	1
879	0.5
380.01	1.5
<b>TOTAL</b>	<b>8</b>

**SEBRING GAS SYSTEM, INC.  
EMPLOYEE DAILY REPORT**

**NAME:** Steven Meyer      **DAY:** Thurs      **DATE:** 8-15-19

TIME	TYPE OF WORK PERFORMED	ACCOUNT NO.
08:00	at office get w/o	376.01
08:30	at warehouse gather Materials	376.01
09:00	Parkway Main Ext.	376.01
09:30	↓	↓
10:00	↓	↓
10:30	↓	↓
11:00	↓	892
11:30	Leak call - Francis 2	↓
12:00	↓	↓
12:30	↓	↓
1:00	↓	↓
1:30	↓	↓
2:00	↓	↓
2:30	Lunch	↓
3:00	↓	874
3:30	Locates	↓
4:00	↓	376.01
4:30	at Parkway Main Ext.	
5:00		
5:30		
6:00		

**RECAP OF HOURS**

ACCOUNT NUMBER	NO. OF HOURS
376.01	4
892	3
874	1
<b>TOTAL</b>	<b>8</b>

**SEBRING GAS SYSTEM, INC.  
EMPLOYEE DAILY REPORT**

**NAME** Steven Meyer    **DAY** Monday    **DATE** 8-19-19

TIME	TYPE OF WORK PERFORMED	ACCOUNT NO.
08:00	at office get w/o	380.01
08:30	Hibiscus Pr. New Service	380.01
09:00	↓	↓
09:30		
10:00		
10:30	↓	↓
11:00	Hibiscus Pr. New main ext.	376.01
11:30	↓	↓
12:00		
12:30		
1:00		
1:30	↓	↓
2:00	Lunch	<del>                    </del>
2:30	↓	
3:00	Hibiscus Pr. Backfill	376.01
3:30	↓	↓
4:00		
4:30	↓	↓
5:00		
5:30		
6:00		

**RECAP OF HOURS**

ACCOUNT NUMBER	NO OF HOURS
380.01	3
376.01	5
<b>TOTAL</b>	<b>8</b>

**SEBRING GAS SYSTEM, INC.  
EMPLOYEE DAILY REPORT**

**NAME** Steven Meyer      **DAY** Tuesday      **DATE** 8-20-19

TIME	TYPE OF WORK PERFORMED	ACCOUNT NO.
08:00	at office get work order	376.01
08:30	Hibiscus Drive. fusions and pressure test	376.01
09:00	↓	↓
09:30		
10:00		
10:30		
11:00	↓	↓
11:30	Lunch	
12:00	↓	
12:30	Hibiscus Drive paperwork	376.01
1:00	Hubb Rd. Install meter set - zenyer	382
1:30	↓	↓
2:00		
2:30		
3:00		
3:30		
4:00	↓	↓
4:30	at office - meeting	885
5:00		
5:30		
6:00		

**RECAP OF HOURS**

ACCOUNT NUMBER	NO. OF HOURS
376.01	4
382	3.5
885	0.5
<b>TOTAL</b>	<b>8</b>



**SEBRING GAS SYSTEM, INC.  
EMPLOYEE DAILY REPORT**

**NAME** Steven Meyer      **DAY** Wed.      **DATE** 8-21-19

TIME	TYPE OF WORK PERFORMED	ACCOUNT NO.
08:00	at office get W/O	376101
08:30	PKWY - fuse new Main extension	376101
09:00	Hungry howies - ck damage to pipe	879
09:30	↓	↓
10:00		
10:30		
11:00	↓	↓
11:30	Hungry Howies - replace reg.	893
12:00	↓	↓
12:30	Lunch	
1:00	↓	
1:30	Hibiscus Drive - backfill + tie in new	376101
2:00	Main	↓
2:30	↓	↓
3:00		
3:30		
4:00		
4:30	↓	↓
5:00		
5:30		
6:00		

**RECAP OF HOURS**

ACCOUNT NUMBER	NO. OF HOURS
376101	4.5
879	2.5
893	1
<b>TOTAL</b>	<b>8</b>

**SEBRING GAS SYSTEM, INC.  
EMPLOYEE DAILY REPORT**

**NAME** Steven Meyer      **DAY** Thurs.      **DATE** 8-22-19

TIME	TYPE OF WORK PERFORMED	ACCOUNT NO.
08:00	at office get W/O	874
08:30	Parkway check pressure / tap fee	376.01
09:00	↓	↓
09:30	↓	↓
10:00	at warehouse build Hill meter	382
10:30	↓	↓
11:00	Lunch	
11:30	↓	
12:00	at warehouse gather Purvis mtr. Pts.	382
12:30	Refuel	874
1:00	bad weather, organize / clean warehouse	874
1:30	↓	↓
2:00		
2:30		
3:00		
3:30		
4:00		
4:30	↓	↓
5:00		
5:30		
6:00		

**RECAP OF HOURS**

ACCOUNT NUMBER	NO. OF HOURS
874	5
376.01	1.5
382	1.5
<b>TOTAL</b>	<b>8</b>

**SEBRING GAS SYSTEM, INC.  
EMPLOYEE DAILY REPORT**

**NAME:** Steven Meyer      **DAY:** Fri      **DATE:** 8-23-19

TIME	TYPE OF WORK PERFORMED	ACCOUNT NO.
08:00	at office get V/O	874
08:30	Parkway check tax tee hole	376.01
09:00	↓	↓
09:30	at warehouse put up inventory	874
10:00	↓	↓
10:30	↓	↓
11:00	Lunch	
11:30	↓	
12:00	1704 High ridge check Rinrai	879
12:30	↓	↓
1:00	Bad weather, at warehouse organize	894
1:30	626	↓
2:00	↓	↓
2:30	at warehouse organize Meter room	874
3:00	Clean	↓
3:30	↓	↓
4:00	↓	↓
4:30	Gas up 626	874
5:00		
5:30		
6:00		

**RECAP OF HOURS**

ACCOUNT NUMBER	NO. OF HOURS
874	4.5
376.01	1
879	1
894	1.5
<b>TOTAL</b>	<b>8</b>

# TWO BORING KIN

2400 N C HILL RD  
AVON PARK FL 33825

TWO BORING KIN

863-443-6250

# INVOICE

SOLD TO:  
SEBRING GAS

INVOICE NUMBER 976  
INVOICE DATE OCTOBER 1, 2019

QUANTITY	DESCRIPTION	UNIT PRICE	AMOUNT
850	DIRECTIONAL BORE OSCEOLA AVE 376.01	\$8.00	\$6,800.00
60	DIRECTIONAL BORE SERVICE 1322 OSCEOLA 380.01	\$8.00	\$480.00
	LABOR ONLY		
		SUBTOTAL	\$7,280.00
		TAX	
			\$7,280.00
			PAY THIS AMOUNT

GOD BLESS AND HAVE A GREAT DAY

THANK YOU FOR YOUR BUSINESS!

3:56 PM

11/18/19

Accrual Basis

**SEBRING GAS SYSTEM, INC.**  
**Transactions by Account**  
As of November 18, 2019

Type	Date	Num	Name	Memo	Amount	Balance
<b>107.00 · CONSTRUCTION WORK IN PROGRESS</b>						28,860.00
<b>107.02 · CWIP - ARCADIA</b>						28,860.00
Bill	01/31/2019	1314...	ARCADIA ✓	ARCADIA EXTENSION ENGINEERING	3,000.00	31,860.00
Bill	02/28/2019	1335...	ARCADIA ✓	ARCADIA NATURAL GAS LINE	390.00	32,250.00
Bill	03/31/2019	39925	ARCADIA ✓	COPIES - MAPS OF ARCADIA	81.77	32,331.77
General Journal	03/31/2019	PAY...		MONTHLY ACCRUAL ENTRY	53.18	32,384.95
General Journal	04/30/2019	PAY...		MONTHLY ACCRUAL ENTRY	578.87	32,963.82
General Journal	05/31/2019	PAY...		MONTHLY ACCRUAL ENTRY	976.26	33,940.08
Bill	06/30/2019	1424...	ARCADIA ✓	ARCADIA NATURAL GAS LINE	60.00	34,000.08
General Journal	06/30/2019	PAY...		MONTHLY ACCRUAL ENTRY	295.23	34,295.31
General Journal	07/31/2019	PAY...		MONTHLY ACCRUAL ENTRY	21.38	34,316.69
Total 107.02 · CWIP - ARCADIA					5,456.69	34,316.69
Total 107.00 · CONSTRUCTION WORK IN PROGRESS					5,456.69	34,316.69
<b>TOTAL</b>					<b>5,456.69</b>	<b>34,316.69</b>

# Kimley»Horn

Invoice for Professional Services

SEBRING GAS SYSTEM, INC.  
ATTN: RUSSELL MELENDY  
515 S 6TH AVENUE  
WAUCHULA, FL 33873

Invoice No: 13149163  
Invoice Date: Jan 31, 2019  
Invoice Amount: \$3,000.00

Project No: 046301001.1  
Project Name: ARCADIA NATURAL GAS LINE  
Project Manager: CONERLY, BO

Please send payments to:  
KIMLEY-HORN AND ASSOCIATES, INC.  
P.O. BOX 932520  
ATLANTA, GA 31193-2520

Client Reference:

For Services Rendered through Jan 31, 2019

Federal Tax Id: 56-0885615

## LUMP SUM

Description	Contract Value	% Complete	Amount Earned to Date	Previous Amount Billed	Current Amount Due
TASK I - MEETINGS, SUPPORT, AND PROJECT COORDINATION	1,250.00	100.00%	1,250.00	1,250.00	0.00
TASK II - UTILITY DESIGN AND CONSTRUCTION DOCUMENTS	27,000.00	100.00%	27,000.00	24,300.00	2,700.00
TASK III - REGULATORY AGENCY COORDINATION	3,000.00	85.00%	2,550.00	2,250.00	300.00
TASK V - CERTIFICATION AND PROJECT CLOSE-OUT	2,500.00	0.00%	0.00	0.00	0.00
<b>Subtotal</b>	<b>33,750.00</b>	<b>91.26%</b>	<b>30,800.00</b>	<b>27,800.00</b>	<b>3,000.00</b>
<b>Total LUMP SUM</b>					<b>3,000.00</b>

## DESCRIPTION OF SERVICES PERFORMED:

-PROJECT PERMIT COORD.

**Total Invoice: \$3,000.00**



SEBRING GAS SYSTEM, INC.  
ATTN: RUSSELL MELENDY  
515 S 6TH AVENUE  
WAUCHULA, FL 33873

Invoice No: 13353678  
Invoice Date: Feb 28, 2019  
Invoice Amount: \$390.00  
Project No: 046301001.1  
Project Name: ARCADIA NATURAL GAS LINE  
Project Manager: CONERLY, BO

Please send payments to:  
KIMLEY-HORN AND ASSOCIATES, INC.  
P.O. BOX 932520  
ATLANTA, GA 31193-2520

Client Reference:

For Services Rendered through Feb 28, 2019

Federal Tax Id: 56-0885615

**LUMP SUM**

Description	Contract Value	% Complete	Amount Earned to Date	Previous Amount Billed	Current Amount Due
TASK I - MEETINGS, SUPPORT, AND PROJECT COORDINATION	1,250.00	100.00%	1,250.00	1,250.00	0.00
TASK II - UTILITY DESIGN AND CONSTRUCTION DOCUMENTS	27,000.00	100.00%	27,000.00	27,000.00	0.00
TASK III - REGULATORY AGENCY COORDINATION	3,000.00	98.00%	2,940.00	2,550.00	390.00
TASK V - CERTIFICATION AND PROJECT CLOSE-OUT	2,500.00	0.00%	0.00	0.00	0.00
<b>Subtotal</b>	<b>33,750.00</b>	<b>92.41%</b>	<b>31,190.00</b>	<b>30,800.00</b>	<b>390.00</b>
<b>Total LUMP SUM</b>					<b>390.00</b>

DESCRIPTION OF SERVICES PERFORMED:  
-PROJECT PERMIT COORDINATION

**Total Invoice: \$390.00**

**COKER FUEL, INC.**  
**3515 US HWY 27 SOUTH**  
**SEBRING FL 33870**  
**(863) 385-0194 FAX (863) 385-3423**

39925

**INVOICE**

**Customer**

Name Sebring Gas System  
 Address 3515 US Hwy 27 S  
 City Sebring State FL ZIP 33870  
 Phone \_\_\_\_\_

Date 03/31/19  
 ACCT# \_\_\_\_\_  
 Rep \_\_\_\_\_  
 FOB \_\_\_\_\_

QTY	Description	Unit Price	TOTAL
	Copies for maps in Arcadia, Florida		
6	8 1/2 x 11 Map Copies	\$ 0.13	\$ 0.78
52	11 x 17 Color Map Copies	\$ 0.79	\$ 41.08
190	11 x 17 Black Map copies	\$ 0.18	\$ 34.20
SubTotal			\$ 76.06

**Payment** Other

Comments \_\_\_\_\_  
 Name \_\_\_\_\_  
 CC # \_\_\_\_\_  
 Expires \_\_\_\_\_

Tax Rate(s)	7.50%	\$ 5.71
<b>TOTAL</b>		<b>\$ 81.77</b>

Office Use Only

*Thank you for your business!*





SEBRING GAS SYSTEM, INC.  
ATTN: RUSSELL MELENDY  
515 S 6TH AVENUE  
WAUCHULA, FL 33873

Invoice No: 14248237  
Invoice Date: Jun 30, 2019  
Invoice Amount: \$60.00  
Project No: 046301001.1  
Project Name: ARCADIA NATURAL GAS LINE  
Project Manager: CONERLY, BO

Please send payments to:  
KIMLEY-HORN AND ASSOCIATES, INC.  
P.O. BOX 932520  
ATLANTA, GA 31193-2520

Client Reference:

For Services Rendered through Jun 30, 2019

Federal Tax Id: 56-0885615

**LUMP SUM**

Description	Contract Value	% Complete	Amount Earned to Date	Previous Amount Billed	Current Amount Due
TASK I - MEETINGS, SUPPORT, AND PROJECT COORDINATION	1,250.00	100.00%	1,250.00	1,250.00	0.00
TASK II - UTILITY DESIGN AND CONSTRUCTION DOCUMENTS	27,000.00	100.00%	27,000.00	27,000.00	0.00
TASK III - REGULATORY AGENCY COORDINATION	3,000.00	100.00%	3,000.00	2,940.00	60.00
TASK V - CERTIFICATION AND PROJECT CLOSE-OUT	2,500.00	0.00%	0.00	0.00	0.00
<b>Subtotal</b>	<b>33,750.00</b>	<b>92.59%</b>	<b>31,250.00</b>	<b>31,190.00</b>	<b>60.00</b>
<b>Total LUMP SUM</b>					<b>60.00</b>

DESCRIPTION OF SERVICES PERFORMED:  
-PROJECT DESIGN AND PERMIT COORDINATION

**Total Invoice: \$60.00**

**Sebring Gas System, Inc.  
Payroll Allocation  
31-Mar-19**

Account Numbers	Jerry Melendy, Jr		Kathy Snyder		Emmett Beasley		James Cornell		Cassoy Dixon		Dave Kneller		Cameron Morzie		Steve Meyer		Dylan Pruitt		Russell Melendy		Journal Code	Total 5 Journal Entry			
	Monthly Distribution (HOURS)	(DOLLARS)	Monthly Distribution (HOURS)	(DOLLARS)	Monthly Distribution (HOURS)	(DOLLARS)	Monthly Distribution (HOURS)	(DOLLARS)	Monthly Distribution (HOURS)	(DOLLARS)	Monthly Distribution (HOURS)	(DOLLARS)	Monthly Distribution (HOURS)	(DOLLARS)	Monthly Distribution (HOURS)	(DOLLARS)	Monthly Distribution (HOURS)	(DOLLARS)	Monthly Distribution (HOURS)	(DOLLARS)					
891.00	0.00			0.00		0.00		0.00		4.00	75.40			2.00	53.18		1.50	45.57			0.00	891.00	174.15		
376.01	0.00			0.00		12.50	185.23		0.00	25.00	471.23			51.50	837.57		21.00	273.42		4.50	73.24	0.00	376.01	1840.69	
397.00	0.00			0.00			0.00		0.00		0.00				0.00			0.00			0.00	0.00	397.00	0.00	
810.00	0.00			0.00			0.00		0.00		0.00				0.00			0.00			0.00	0.00	810.00	0.00	
380.01	0.00			0.00		13.50	200.05		0.00	37.00	697.42			33.50	890.75		18.50	240.87		8.00	130.20	0.00	380.01	2159.29	
383.00	0.00			0.00		6.00	133.36		0.00	7.00	131.95			3.00	79.77		5.00	65.10		3.00	48.83	0.00	383.00	459.00	
384.00	0.00			0.00		1.00	14.82		0.00		0.00			0.50	13.29			0.00			0.00	0.00	384.00	28.11	
670.00	0.00			0.00			0.00		0.00		0.00			50.50	1342.77			0.00			0.00	0.00	670.00	1342.77	
678.00	0.00			0.00		6.00	118.55		0.00	4.50	84.82			2.00	53.18		8.50	110.67		3.50	56.96	0.00	678.00	424.18	
879.00	0.00			0.00		31.00	459.37		0.00	55.00	1036.71			9.50	252.60		40.50	527.31		3.00	81.38	0.00	879.00	2357.35	
874.00	0.00			0.00		71.50	1059.51		0.00	34.00	640.88			6.50	172.83		67.00	872.34		58.50	988.37	0.00	874.00	3713.92	
867.00	0.00			0.00		0.50	7.41		0.00		0.00				0.00		2.00	32.55			0.00	0.00	867.00	39.95	
892.00	0.00			0.00		4.50	66.68		0.00	5.00	94.25			8.50	172.83		5.00	65.10		6.00	97.65	0.00	892.00	495.51	
893.00	0.00			0.00		1.50	22.23		0.00	6.00	113.10			0.50	13.29		3.00	39.08		0.50	8.14	0.00	893.00	195.82	
894.00	0.00			0.00		10.50	155.59		0.00	8.00	150.79			0.50	13.29		7.00	91.14		8.50	105.79	0.00	894.00	516.61	
902.00	0.00			0.00		24.00	353.64		0.00	0.50	9.42			0.50	13.29		0.50	6.51		8.00	146.48	0.00	902.00	531.34	
903.01	0.00			0.00		1.50	22.23		0.00		0.00			1.50	39.88		0.50	8.51		2.00	32.55	0.00	903.01	101.17	
920.00	186.50	10411.36	191.00	4527.41				182.00	3929.49					21.50	571.68			0.00			0.00	200.00	5861.65	920.00	25301.59
885.00	0.00			0.00		1.00	14.82		0.00	1.00	18.85			7.50	199.42		1.00	13.02		2.00	32.55	0.00	885.00	278.66	
908.11	2.25	125.61	1.50	35.56					0.00		0.00				0.00			0.00			0.00	0.00	908.11	161.16	
908.210	2.25	125.61	1.50	35.56					0.00		0.00				0.00			0.00			0.00	0.00	908.210	161.16	
908.310	2.25	125.61	1.50	35.56					0.00		0.00				0.00			0.00			0.00	0.00	908.310	161.16	
908.610	2.25	125.61	1.50	35.56					0.00		0.00				0.00			0.00			0.00	0.00	908.610	161.16	
908.710	2.25	125.61	1.50	35.56					0.00		0.00				0.00			0.00			0.00	0.00	908.710	161.16	
908.810	2.25	125.61	1.50	35.56					0.00		0.00				0.00			0.00			0.00	0.00	908.810	161.16	
107.300	0.00			0.00					0.00		0.00				0.00			0.00			0.00	0.00	107.300	0.00	
107.01	0.00			0.00					0.00		0.00				0.00			0.00			0.00	0.00	107.01	0.00	
107.02	0.00			0.00					0.00		0.00				0.00			0.00			0.00	0.00	107.02	53.18	
880.03	0.00			0.00		12.00	177.82		0.00	9.00	169.84			14.00	372.25			0.00			0.00	0.00	880.03	719.72	
378.00	0.00			0.00					0.00		0.00				0.00			0.00			0.00	0.00	378.00	0.00	
379.00	0.00			0.00					0.00		0.00				0.00			0.00			0.00	0.00	379.00	0.00	
826.02	0.00			0.00				8.00	163.73		8.00	150.79			1.00	26.59					0.00	0.00	826.02	26.59	
908.13	0.00			0.00					0.00		0.00				0.00			0.00			0.00	0.00	908.13	0.00	
908.23	0.00			0.00					0.00		0.00				0.00			0.00			0.00	0.00	908.23	0.00	
908.33	0.00			0.00					0.00		0.00				0.00			0.00			0.00	0.00	908.33	0.00	
107.00	0.00			0.00					0.00		0.00				0.00			0.00			0.00	0.00	107.00	0.00	
880.01	0.00			0.00					0.00		0.00				0.00			0.00			0.00	0.00	880.01	0.00	
912.00	0.00			0.00					0.00		0.00				0.00			0.00			0.00	0.00	912.00	1437.14	
934.00	0.00			0.00					0.00		0.00				0.00			0.00			0.00	0.00	934.00	119.65	
				0.00					0.00		0.00				0.00			0.00			0.00	0.00		0.00	
	200.00	11165.00	200.00	4740.74	202.00	2,993.29	200.00	4093.22	204.00	3845.26	104.00	1410.55	200.00	5317.92	181.00	2356.61	111.50	1814.67	200.00	5861.65		0.00	926.02	-0.03	
																							-184.00	43598.86	
																								<b>GRAND TOTAL</b>	<b>43598.86</b>

**EMPLOYEE DAILY REPORT**

**NAME:** CAMERON MENZIES      **DAY:** WED      **DATE:** 3/22/17

TIME	TYPE OF WORK PERFORMED	ACCOUNT NO.
08:00	Asseion Work	902
08:30		879
09:00		870
09:30		
10:00		
10:30		
11:00		
11:30		
12:00	LUNCH	<del>870</del>
12:30		
1:00	MEETING w/ SUB CONTRACTORS	107.02
1:30	BIDDING ARCADIA	
2:00	↓	↓
2:30		
3:00	AT DINNER LIKE GATE - QUOTE	379
3:30	ON REGULATED BYPASS	↓
4:00		870
4:30		↓
5:00		
5:30		
6:00		

**RECAP OF HOURS**

ACCOUNT NUMBER	NO. OF HOURS
107.02	2
379	1
870	4
879	-5
902	1.5
<b>TOTAL</b>	<b>8</b>

**Sebring Gas System, Inc.**  
**Payroll Allocation**  
**30-Apr-19**

Account Numbers	Jerry Melendy, Jr.		Kathy Snyder		Eminett Beasley		James Correll		Casey Dizon		Dave Krieger		Cameron Merzle		Steve Meyer		Dylen Pruitt		Russell Melendy		Journal Code	Total \$ Journal Entry	
	Monthly Distribution (HOURS)	(DOLLARS)	Monthly Distribution (HOURS)	(DOLLARS)	Monthly Distribution (HOURS)	(DOLLARS)	Monthly Distribution (HOURS)	(DOLLARS)	Monthly Distribution (HOURS)	(DOLLARS)	Monthly Distribution (HOURS)	(DOLLARS)	Monthly Distribution (HOURS)	(DOLLARS)	Monthly Distribution (HOURS)	(DOLLARS)	Monthly Distribution (HOURS)	(DOLLARS)	Monthly Distribution (HOURS)	(DOLLARS)			
891.00	0.00	0.00			2.00	29.88			3.50	66.03			3.00	80.74							891.00	176.45	
376.01	0.00	0.00			5.50	81.63			5.50	103.76			2.00	53.83							376.01	301.50	
397.00	0.00	0.00			0.50	7.42				0.00											397.00	7.42	
810.00	0.00	0.00				0.00				0.00											810.00	0.00	
380.01	0.00	0.00				0.00				0.00											380.01	975.74	
382.00	0.00	0.00				0.00		24.00	488.56					6.00	161.48	3.50	43.60	1.50	24.41		382.00	941.15	
384.00	0.00	0.00				0.00			0.00	6.00	89.05			8.00	215.30	15.50	193.09	3.50	56.96		384.00	162.20	
870.00	0.00	0.00				0.00			0.00	2.50	47.16				0.00	2.50	31.14		0.00		870.00	2233.74	
878.00	0.00	0.00				0.00			0.00		0.00			83.00	2233.74						878.00	874.45	
879.00	0.00	0.00			13.50	200.37				7.50	141.49			6.00	161.48	11.50	143.26	14.00	227.85		879.00	3649.33	
874.00	0.00	0.00			40.00	583.89				58.00	1113.07			24.00	645.90	76.00	948.76	21.50	349.91		874.00	2797.72	
887.00	0.00	0.00			28.00	385.90		25.00	509.02	29.50	556.53			2.50	67.28	38.00	473.38	49.50	805.61		887.00	207.88	
892.00	0.00	0.00			3.50	51.95				3.00	58.60			2.00	53.83	3.00	37.37	0.50	8.14		892.00	81.38	
893.00	0.00	0.00				0.00			0.00		0.00				0.00		0.00	5.00	81.38		893.00	99.65	
894.00	0.00	0.00			3.00	44.53				1.50	28.30				0.00	1.50	18.69	0.50	8.14		894.00	149.93	
902.00	0.00	0.00			8.00	118.74				3.50	66.03			1.00	26.91	1.00	12.46		0.00		902.00	118.74	
903.01	0.00	0.00			0.50	7.42					0.00				0.00	3.50	43.60		0.00		903.01	51.02	
920.00	148.50	8178.36	151.00	3475.53		0.00	90.50	1842.65			0.00	16.00	217.00	7.00	188.39					160.00	4689.32	920.00	18591.25
885.00	0.00	0.00			1.00	14.84				1.00	18.87			1.50	40.37	1.00	12.46		0.00		885.00	86.53	
908.11	2.25	125.61	1.50	34.53		0.00		0.00			0.00				0.00						908.11	160.13	
908.210	2.25	125.61	1.50	34.53		0.00		0.00			0.00				0.00						908.210	160.13	
908.310	2.25	125.61	1.50	34.53		0.00		0.00			0.00				0.00						908.310	160.13	
908.610	2.25	125.61	1.50	34.53		0.00		0.00			0.00				0.00						908.610	160.13	
908.710	2.25	125.61	1.50	34.53		0.00		0.00			0.00				0.00						908.710	160.13	
908.810	2.25	125.61	1.50	34.53		0.00		0.00			0.00				0.00						908.810	160.13	
107.300	0.00	0.00				0.00		0.00			0.00				0.00						107.300	0.00	
107.01	0.00	0.00				0.00		0.00			0.00				0.00						107.01	0.00	
107.02	0.00	0.00				0.00		20.50	417.40		0.00				0.00						107.02	578.87	
880.03	0.00	0.00				0.00		0.00			0.00				0.00						880.03	0.00	
378.00	0.00	0.00				0.00		0.00			0.00				0.00						378.00	0.00	
379.00	0.00	0.00				0.00		0.00			0.00				0.00						379.00	0.00	
926.02	0.00	0.00				0.00		0.00		2.50	47.16				0.00						926.02	517.15	
908.13	0.00	0.00				0.00		0.00		16.00	301.85			6.00	215.30						908.13	0.00	
908.23	0.00	0.00				0.00		0.00			0.00				0.00						908.23	0.00	
908.33	0.00	0.00				0.00		0.00			0.00				0.00						908.33	0.00	
107.00	0.00	0.00				0.00		0.00			0.00				0.00						107.00	0.00	
880.01	0.00	0.00				0.00		0.00			0.00				0.00						880.01	0.00	
912.00	0.00	0.00				0.00		0.00			0.00				0.00						912.00	0.00	
934.00	0.00	0.00				0.00		0.00			0.00				0.00						934.00	0.00	
						0.00		0.00			0.00				0.00							926.02	0.00
						0.00		0.00			0.00				0.00							164.00	33630.04
	160.00	8932.00	160.00	3682.68	130.50	1,936.91	160.00	3257.72	160.50	3027.92	16.00	217.00	160.00	4306.00	162.00	2016.09	96.00	1562.40	160.00	4689.32	164.00	33630.04	
																						Ctrl total	33630.04

**SEBRING GAS SYSTEM, INC.  
EMPLOYEE DAILY REPORT**

**NAME** J CORRELL    **DAY** TUES    **DATE** 4-16-19

TIME	TYPE OF WORK PERFORMED	ACCOUNT NO.
08:00	ARCADIA NEW CUSTOMER	920
08:30	LIST	
09:00		
09:30		
10:00		
10:30		
11:00		
11:30		
12:00	LUNCH	
12:30		
1:00	ARCADIA LIST	920
1:30		
2:00		
2:30		
3:00		
3:30		
4:00		
4:30		
5:00		
5:30		
6:00		

**REGULAR HOURS**

ACCOUNT NUMBER	NO. OF HOURS
<del>920</del> 107.02	8
<b>TOTAL</b>	8

**SEBRING GAS SYSTEM, INC.  
EMPLOYEE DAILY REPORT**

**NAME:** J CORRELL      **DAY:** WED      **DATE:** 4-17-19

TIME	TYPE OF WORK PERFORMED	ACCOUNT NO.
08:00	WORKED AT OFFICE ON NEW CUSTOMER SPREAD SHEET FOR ARLADIA	107.02
08:30		
09:00		
09:30		
10:00		
10:30		
11:00		
11:30	LUNCH	
12:00		
12:30	NEW CUSTOMER LIST ARLADIA	107.02
1:00		
1:30		
2:00		
2:30		
3:00		
3:30		
4:00		
4:30		
5:00		
5:30		
6:00		

**TOTAL CAP OF HOURS**

ACCOUNT NUMBER	NO OF HOURS
107.02	8
<b>TOTAL</b>	8

**SEBRING GAS SYSTEM, INC.  
EMPLOYEE DAILY REPORT**

**NAME:** J CORRELL      **DAY:** THUR      **DATE:** 4-18-19

TIME	TYPE OF WORK PERFORMED	ACCOUNT NO.
08:00	WORKED ON NEW CUSTOMER	107.02
08:30	LIST FOR ARCADIA LINE	
09:00	SIZING - CAST - THERMS	
09:30		
10:00		
10:30		
11:00		
11:30		
12:00	LUNCH	
12:30		
1:00	STILL ON LIST ARCADIA	107.02
1:30	SYSTEM MAPPING REVIEW	<del>920</del>
2:00	UPDATE AND REPRINT	
2:30		
3:00		
3:30		
4:00		
4:30		
5:00		
5:30		
6:00		

**RECAP OF HOURS**

ACCOUNT NUMBER	NO OF HOURS
107.02	4.5
920	3.5
<b>TOTAL</b>	8

**SEBRING GAS SYSTEM, INC.  
EMPLOYEE DAILY REPORT**

**NAME:** CAMERON MENZIE      **DAY:** FRI      **DATE:** 3/29/19

TIME	TYPE OF WORK PERFORMED	ACCOUNT NO.
08:00	ASSIGN WORK	878
08:30		879
09:00		870
09:30		1
10:00	REVIEW QUOTES ARCHDIA &	107.02
10:30	PRINT OUT FOR JERRY	↓
11:00	LUNCH	↓
11:30	↓	X
12:00	FUEL #121	894
12:30	OFFICE - ADMIN	870
1:00		1
1:30	ESTIMATE - INSIDE PIPING DATE	879
2:00	↓	↓
2:30		
3:00	OFFICE - ADMIN	870
3:30		↓
4:00		
4:30		
5:00		
5:30		
6:00		

**RECAP OF HOURS**

ACCOUNT NUMBER	NO. OF HOURS
107.02	1
870	4
878	.5
879	2
894	.5
<b>TOTAL</b>	<b>8</b>



SEBRING GAS SYSTEM, INC.  
EMPLOYEE DAILY REPORT

NAME: CAMERON MENZIE DAY: WED DATE: 4/3/19

TIME	TYPE OF WORK PERFORMED	ACCOUNT NO.
08:00		
08:30	ASSIGN WORK - MEDICAL WARE	376.01
09:00	TIE IN NEW MAIN / SERVICES	↓
09:30		870
10:00		
10:30		
11:00		
11:30		
12:00		
12:30		↓
1:00	LUNCH	X
1:30		
2:00	TRY NEW PEX FUEL CARD - FUEL #121	894
2:30	OFFICE - ARCH DIA PRICING, MEETING w/ JERRY	107.02
3:00		↓
3:30		
4:00		↓
4:30		870
5:00		
5:30		
6:00		

RECAP OF HOURS

ACCOUNT NUMBER	NO. OF HOURS
376.01	1
107.02	2.5
870	4
894	.5
TOTAL	8

**SEBRING GAS SYSTEM, INC.  
EMPLOYEE DAILY REPORT**

<b>NAME</b>	CAMERON MENZIE	<b>DAY</b>	Mon	<b>DATE</b>	4/8/19
-------------	----------------	------------	-----	-------------	--------

TIME	TYPE OF WORK PERFORMED	ACCOUNT NO.
08:00	Assign work	874
08:30	ADMIN	870
09:00		
09:30		
10:00		
10:30		
11:00		
11:30	EMAIL CORRESPONDENCE ARCADE 4	107.02
12:00	EXPANSION	
12:30		
1:00	LUNCH	X
1:30	ADMIN	870
2:00		
2:30	MEETING w/ JERRY	885
3:00		
3:30	EMAIL CORRESPONDENCE SOPHIE'S	879
4:00	CAFE. EQUIPMENT / MANIFOLD	
4:30	INSTALL.	870
5:00		X
5:30		
6:00		

**RECAP OF HOURS**

ACCOUNT NUMBER	NO. OF HOURS
107.02	1
870	4.5
874	.5
879	1
885	1
<b>TOTAL</b>	<b>8</b>

SEBRING GAS SYSTEM, INC.  
EMPLOYEE DAILY REPORT

NAME: CAMERON MERRIS DAY: FRI DATE: 4/12/19

TIME	TYPE OF WORK PERFORMED	ACCOUNT NO.
08:00	ASSIGN WORK	879
08:30	MEETING	885
09:00	MEASUREMENTS / SURVEY	<del>887</del> 376.01
09:30	NEW MAIN EXTENSION &	
10:00	SERVICE	380.01
10:30	MEETING w/ JERRY - ARCADIA	107.02
11:00	↓	↓
11:30		
12:00		
12:30	LUNCH	X
1:00		
1:30		870
2:00		↓
2:30		
3:00	w/ OUG @ GRIFFIN'S	879
3:30		
4:00	ASSIST EMUEL @ SOPHIE'S	878
4:30	↓	↓
5:00		
5:30		
6:00		

RECAP OF HOURS

ACCOUNT NUMBER	NO. OF HOURS
107.02	1.5
376.01	1
380.01	.5
870	2
878	1
879	1.5
885	.5
TOTAL	8

3:56 PM  
 11/18/19  
 Accrual Basis

**SEBRING GAS SYSTEM, INC.**  
**Transactions by Account**  
 As of November 18, 2019

Type	Date	Num	Name	Memo	Amount	Balance
<b>107.00 · CONSTRUCTION WORK IN PROGRESS</b>						28,860.00
<b>107.02 · CWIP - ARCADIA</b>						28,860.00
Bill	01/31/2019	1314...	ARCADIA ✓	ARCADIA EXTENSION ENGINEERING	3,000.00	31,860.00
Bill	02/28/2019	1335...	ARCADIA ✓	ARCADIA NATURAL GAS LINE	390.00	32,250.00
Bill	03/31/2019	39925	ARCADIA ✓	COPIES - MAPS OF ARCADIA	81.77	32,331.77
General Journal	03/31/2019	PAY... ✓		MONTHLY ACCRUAL ENTRY	53.18	32,384.95
General Journal	04/30/2019	PAY... ✓		MONTHLY ACCRUAL ENTRY	578.87	32,963.82
General Journal	05/31/2019	PAY... ✓		MONTHLY ACCRUAL ENTRY	976.26	33,940.08
Bill	06/30/2019	1424...	ARCADIA ✓	ARCADIA NATURAL GAS LINE	60.00	34,000.08
General Journal	06/30/2019	PAY... ✓		MONTHLY ACCRUAL ENTRY	295.23	34,295.31
General Journal	07/31/2019	PAY... ✓		MONTHLY ACCRUAL ENTRY	21.38	34,316.69
Total 107.02 · CWIP - ARCADIA					5,456.69	34,316.69
Total 107.00 · CONSTRUCTION WORK IN PROGRESS					5,456.69	34,316.69
<b>TOTAL</b>					<b>5,456.69</b>	<b>34,316.69</b>



SEBRING GAS SYSTEM, INC.  
ATTN: RUSSELL MELENDY  
515 S 6TH AVENUE  
WAUCHULA, FL 33873

Invoice No: 13149163  
Invoice Date: Jan 31, 2019  
Invoice Amount: \$3,000.00  
Project No: 046301001.1  
Project Name: ARCADIA NATURAL GAS LINE  
Project Manager: CONERLY, BO

Please send payments to:  
KIMLEY-HORN AND ASSOCIATES, INC.  
P.O. BOX 932520  
ATLANTA, GA 31193-2520

Client Reference:

For Services Rendered through Jan 31, 2019

Federal Tax Id: 56-0885615

**LUMP SUM**

Description	Contract Value	% Complete	Amount Earned to Date	Previous Amount Billed	Current Amount Due
TASK I - MEETINGS, SUPPORT, AND PROJECT COORDINATION	1,250.00	100.00%	1,250.00	1,250.00	0.00
TASK II - UTILITY DESIGN AND CONSTRUCTION DOCUMENTS	27,000.00	100.00%	27,000.00	24,300.00	2,700.00
TASK III - REGULATORY AGENCY COORDINATION	3,000.00	85.00%	2,550.00	2,250.00	300.00
TASK V - CERTIFICATION AND PROJECT CLOSE-OUT	2,500.00	0.00%	0.00	0.00	0.00
<b>Subtotal</b>	<b>33,750.00</b>	<b>91.26%</b>	<b>30,800.00</b>	<b>27,800.00</b>	<b>3,000.00</b>
<b>Total LUMP SUM</b>					<b>3,000.00</b>

**DESCRIPTION OF SERVICES PERFORMED:**

-PROJECT PERMIT COORD.

**Total Invoice: \$3,000.00**



SEBRING GAS SYSTEM, INC.  
ATTN: RUSSELL MELENDY  
515 S 6TH AVENUE  
WAUCHULA, FL 33873

Invoice No: 13353678  
Invoice Date: Feb 28, 2019  
Invoice Amount: \$390.00  
Project No: 046301001.1  
Project Name: ARCADIA NATURAL GAS LINE  
Project Manager: CONERLY, BO

Please send payments to:  
KIMLEY-HORN AND ASSOCIATES, INC.  
P.O. BOX 932520  
ATLANTA, GA 31193-2520

Client Reference:

For Services Rendered through Feb 28, 2019

Federal Tax Id: 56-0885615

**LUMP SUM**

Description	Contract Value	% Complete	Amount Earned to Date	Previous Amount Billed	Current Amount Due
TASK I - MEETINGS, SUPPORT, AND PROJECT COORDINATION	1,250.00	100.00%	1,250.00	1,250.00	0.00
TASK II - UTILITY DESIGN AND CONSTRUCTION DOCUMENTS	27,000.00	100.00%	27,000.00	27,000.00	0.00
TASK III - REGULATORY AGENCY COORDINATION	3,000.00	98.00%	2,940.00	2,550.00	390.00
TASK V - CERTIFICATION AND PROJECT CLOSE-OUT	2,500.00	0.00%	0.00	0.00	0.00
<b>Subtotal</b>	<b>33,750.00</b>	<b>92.41%</b>	<b>31,190.00</b>	<b>30,800.00</b>	<b>390.00</b>
<b>Total LUMP SUM</b>					<b>390.00</b>

DESCRIPTION OF SERVICES PERFORMED:  
-PROJECT PERMIT COORDINATION

**Total Invoice: \$390.00**

**COKER FUEL, INC.**  
**3515 US HWY 27 SOUTH**  
**SEBRING FL 33870**  
**(863) 385-0194 FAX (863) 385-3423**

39925

**INVOICE**

<b>Customer</b>			
Name	Sebring Gas System		
Address	3515 US Hwy 27 S		
City	Sebring	State	FL ZIP 33870
Phone			

Date	03/31/19
ACCT#	
Rep	
FOB	

QTY	Description	Unit Price	TOTAL
	Copies for maps in Arcadia, Florida		
6	8 1/2 x 11 Map Copies	\$ 0.13	\$ 0.78
52	11 x 17 Color Map Copies	\$ 0.79	\$ 41.08
190	11 x 17 Black Map copies	\$ 0.18	\$ 34.20
SubTotal			\$ 76.06

<b>Payment</b>	Other
<b>Comments</b>	
Name	
CC #	
Expires	

Tax Rate(s)	7.50%				
					\$ 5.71
<b>TOTAL</b>					<b>\$ 81.77</b>

Office Use Only

*Thank you for your business!*

**Sebring Gas System, Inc.**  
**Payroll Allocation**  
**31-Mar-19**

Account Numbers	Jeremy Melendy, Jr		Kathy Snyder		Erment Beasley		James Cornell		Casey Dixon		Dave Kneller		Cameron Menzie		Steve Meyer		Dylan Pruitt		Russell Melendy		Journal Code	Total \$ Journal Entry
	Total Payroll	(DOLLARS)	Total Payroll	(DOLLARS)	Total Payroll	(DOLLARS)	Total Payroll	(DOLLARS)	Total Payroll	(DOLLARS)	Total Payroll	(DOLLARS)	Total Payroll	(DOLLARS)	Total Payroll	(DOLLARS)	Total Payroll	(DOLLARS)	Total Payroll	(DOLLARS)		
891.00	0.00		0.00		0.00		0.00		4.00	75.40	0.00	0.00	2.00	53.18	3.50	45.57	0.00	0.00	0.00	891.00	174.15	
376.01	0.00		0.00		12.50	185.23	0.00	0.00	25.00	471.23	0.00	0.00	37.50	837.57	21.00	273.42	4.50	73.24	0.00	376.01	1840.69	
397.00	0.00		0.00		0.00	0.00	0.00	0.00	0.00	0.00	0.00	0.00	0.00	0.00	0.00	0.00	0.00	0.00	0.00	397.00	0.00	
910.00	0.00		0.00		0.00	0.00	0.00	0.00	0.00	0.00	0.00	0.00	0.00	0.00	0.00	0.00	0.00	0.00	0.00	910.00	0.00	
390.01	0.00		0.00		13.50	200.05	0.00	0.00	37.00	697.42	0.00	0.00	33.50	890.75	18.50	240.87	8.00	130.20	0.00	390.01	2159.29	
382.00	0.00		0.00		9.00	133.38	0.00	0.00	7.00	131.95	0.00	0.00	3.00	79.77	5.00	65.10	3.00	48.83	0.00	382.00	459.00	
384.00	0.00		0.00		1.00	14.82	0.00	0.00	0.00	0.00	0.00	0.00	0.50	13.29	0.00	0.00	0.00	0.00	0.00	384.00	28.11	
870.00	0.00		0.00		0.00	0.00	0.00	0.00	0.00	0.00	0.00	0.00	50.50	1342.77	0.00	0.00	0.00	0.00	0.00	870.00	1342.77	
878.00	0.00		0.00		8.00	116.55	0.00	0.00	4.50	84.82	0.00	0.00	2.00	53.18	8.50	110.67	3.50	56.96	0.00	878.00	424.18	
879.00	0.00		0.00		31.00	459.37	0.00	0.00	53.00	1036.71	0.00	0.00	8.50	252.60	40.50	527.31	5.00	81.38	0.00	879.00	2357.36	
874.00	0.00		0.00		71.50	1059.51	0.00	0.00	34.00	640.88	0.00	0.00	6.50	172.83	67.00	872.34	58.50	968.37	0.00	874.00	3713.92	
987.00	0.00		0.00		0.50	7.41	0.00	0.00	0.00	0.00	0.00	0.00	0.00	0.00	0.00	0.00	2.00	32.55	0.00	987.00	39.96	
892.00	0.00		0.00		4.50	66.68	0.00	0.00	5.00	94.25	0.00	0.00	8.50	172.83	5.00	65.10	6.00	97.65	0.00	892.00	496.51	
893.00	0.00		0.00		1.50	22.23	0.00	0.00	8.00	113.10	0.00	0.00	0.50	13.29	3.00	39.08	0.50	8.14	0.00	893.00	195.82	
894.00	0.00		0.00		10.50	155.59	0.00	0.00	8.00	150.79	0.00	0.00	0.50	13.29	7.00	91.14	8.50	105.79	0.00	894.00	516.61	
902.00	0.00		0.00		24.00	395.64	0.00	0.00	0.50	8.42	0.00	0.00	0.50	13.29	0.50	6.51	8.00	148.48	0.00	902.00	531.34	
903.01	0.00		0.00		1.50	22.23	0.00	0.00	0.00	0.00	0.00	0.00	1.50	39.88	0.50	6.51	2.00	32.55	0.00	903.01	101.17	
920.00	188.50	10411.36	181.00	4527.41	0.00	0.00	182.00	3929.49	0.00	0.00	0.00	0.00	21.50	571.68	0.00	0.00	0.00	0.00	200.00	920.00	25301.59	
885.00	0.00		0.00		1.00	14.82	0.00	0.00	1.00	18.85	0.00	0.00	7.50	199.42	1.00	13.02	2.00	32.55	0.00	885.00	278.66	
908.11	2.25	125.61	1.50	35.56	0.00	0.00	0.00	0.00	0.00	0.00	0.00	0.00	0.00	0.00	0.00	0.00	0.00	0.00	0.00	908.11	161.16	
908.210	2.25	125.61	1.50	35.56	0.00	0.00	0.00	0.00	0.00	0.00	0.00	0.00	0.00	0.00	0.00	0.00	0.00	0.00	0.00	908.210	161.16	
908.310	2.25	125.61	1.50	35.56	0.00	0.00	0.00	0.00	0.00	0.00	0.00	0.00	0.00	0.00	0.00	0.00	0.00	0.00	0.00	908.310	161.16	
906.610	2.25	125.61	1.50	35.56	0.00	0.00	0.00	0.00	0.00	0.00	0.00	0.00	0.00	0.00	0.00	0.00	0.00	0.00	0.00	906.610	161.16	
908.710	2.25	125.61	1.50	35.56	0.00	0.00	0.00	0.00	0.00	0.00	0.00	0.00	0.00	0.00	0.00	0.00	0.00	0.00	0.00	908.710	161.16	
908.810	2.25	125.61	1.50	35.56	0.00	0.00	0.00	0.00	0.00	0.00	0.00	0.00	0.00	0.00	0.00	0.00	0.00	0.00	0.00	908.810	161.16	
107.300	0.00		0.00		0.00	0.00	0.00	0.00	0.00	0.00	0.00	0.00	0.00	0.00	0.00	0.00	0.00	0.00	0.00	107.300	0.00	
107.01	0.00		0.00		0.00	0.00	0.00	0.00	0.00	0.00	0.00	0.00	0.00	0.00	0.00	0.00	0.00	0.00	0.00	107.01	0.00	
107.02	0.00		0.00		0.00	0.00	0.00	0.00	0.00	0.00	0.00	0.00	2.00	53.18	0.00	0.00	0.00	0.00	0.00	107.02	53.18	
880.03	0.00		0.00		12.00	177.82	0.00	0.00	8.00	169.64	0.00	0.00	14.00	372.25	0.00	0.00	0.00	0.00	0.00	880.03	719.72	
378.00	0.00		0.00		0.00	0.00	0.00	0.00	0.00	0.00	0.00	0.00	0.00	0.00	0.00	0.00	0.00	0.00	0.00	378.00	0.00	
379.00	0.00		0.00		0.00	0.00	0.00	0.00	0.00	0.00	0.00	0.00	1.00	26.59	0.00	0.00	0.00	0.00	0.00	379.00	26.59	
926.02	0.00		0.00		0.00	0.00	8.00	163.73	8.00	150.79	0.00	0.00	0.00	0.00	0.00	0.00	0.00	0.00	0.00	926.02	314.52	
908.13	0.00		0.00		0.00	0.00	0.00	0.00	0.00	0.00	0.00	0.00	0.00	0.00	0.00	0.00	0.00	0.00	0.00	908.13	0.00	
908.23	0.00		0.00		0.00	0.00	0.00	0.00	0.00	0.00	0.00	0.00	0.00	0.00	0.00	0.00	0.00	0.00	0.00	908.23	0.00	
908.33	0.00		0.00		0.00	0.00	0.00	0.00	0.00	0.00	0.00	0.00	0.00	0.00	0.00	0.00	0.00	0.00	0.00	908.33	0.00	
107.00	0.00		0.00		0.00	0.00	0.00	0.00	0.00	0.00	0.00	0.00	0.00	0.00	0.00	0.00	0.00	0.00	0.00	107.00	0.00	
880.01	0.00		0.00		0.00	0.00	0.00	0.00	0.00	0.00	0.00	0.00	0.00	0.00	0.00	0.00	0.00	0.00	0.00	880.01	0.00	
912.00	0.00		0.00		0.00	0.00	0.00	0.00	0.00	0.00	0.00	104.00	1410.55	1.00	26.59	0.00	0.00	0.00	0.00	912.00	1437.14	
934.00	0.00		0.00		0.00	0.00	0.00	0.00	0.00	0.00	0.00	0.00	4.50	118.65	0.00	0.00	0.00	0.00	0.00	934.00	119.65	
	0.00		0.00		0.00	0.00	0.00	0.00	0.00	0.00	0.00	0.00	0.00	0.00	0.00	0.00	0.00	0.00	0.00		0.00	
	0.00		0.00		0.00	0.00	0.00	0.00	0.00	0.00	0.00	0.00	0.00	0.00	0.00	0.00	0.00	0.00	0.00		-0.03	
	200.00	11185.00	200.00	4740.74	202.00	2,993.29	200.00	4053.22	204.00	3845.26	104.00	1410.55	200.00	5317.92	181.00	2356.61	111.50	1614.67	200.00	5861.65	-184.00	43598.86
																					Carl total	43598.86



EMPLOYEE DAILY REPORT

NAME: CAMERON MENZIE DAY: WED DATE: 3/27/17

TIME	TYPE OF WORK PERFORMED	ACCOUNT NO.
08:00	ASSESS WORK	902
08:30		879
09:00		870
09:30		
10:00		
10:30		
11:00		
11:30		
12:00	LUNCH	<del>X</del>
12:30		
1:00	MEETING W/ SUB CONTRACTORS	107.02
1:30	BIDDING ARCADIA	
2:00	↓	↓
2:30		
3:00	AT DINNER IN THE GATE - QUOTE	379
3:30	ON REGULATED BYPASS	↓
4:00		870
4:30		↓
5:00		
5:30		
6:00		

RECAP OF HOURS

ACCOUNT NUMBER	NO. OF HOURS
107.02	2
379	1
870	4
879	.5
902	.5
TOTAL	8

**Sebring Gas System, Inc.**  
**Payroll Allocation**  
**30-Apr-19**

Account Numbers	Jony Melendy, Jr		Kathy Snyder		Emmett Beasley		James Correll		Casey Dixon		Dave Knebel		Cameron Menzies		Steve Meyer		Dylan Pruitt		Russell Melendy		Journal Code	Total \$ Journal Entry
	Monthly Distribution (HOURS)	(DOLLARS)	Monthly Distribution (HOURS)	(DOLLARS)	Monthly Distribution (HOURS)	(DOLLARS)	Monthly Distribution (HOURS)	(DOLLARS)	Monthly Distribution (HOURS)	(DOLLARS)	Monthly Distribution (HOURS)	(DOLLARS)	Monthly Distribution (HOURS)	(DOLLARS)	Monthly Distribution (HOURS)	(DOLLARS)	Monthly Distribution (HOURS)	(DOLLARS)	Monthly Distribution (HOURS)	(DOLLARS)		
891.00	0.00	0.00		0.00	2.00	29.68		0.00	3.50	66.03		0.00	3.00	80.74		0.00		0.00	0.00		891.00	176.45
376.01	0.00	0.00		0.00	5.50	81.63		0.00	5.50	103.76		0.00	2.00	53.83	3.00	62.29		0.00	0.00		376.01	301.50
397.00	0.00	0.00		0.00	0.50	7.42		0.00		0.00		0.00		0.00		0.00		0.00	0.00		397.00	7.42
810.00	0.00	0.00		0.00		0.00		0.00		0.00		0.00		0.00		0.00		0.00	0.00		810.00	0.00
380.01	0.00	0.00		0.00	11.00	153.26	24.00	455.56	5.00	94.33		0.00	6.00	161.48	3.50	43.60	1.50	24.41			380.01	975.74
382.00	0.00	0.00		0.00	6.00	89.05		0.00	20.50	386.74		0.00	8.00	215.30	15.50	193.09	3.50	56.98			382.00	941.15
384.00	0.00	0.00		0.00	7.00	103.90		0.00	2.50	47.16		0.00		0.00	2.50	31.14		0.00			384.00	182.20
870.00	0.00	0.00		0.00		0.00		0.00		0.00		0.00	25.00	2233.74		0.00		0.00			870.00	2233.74
876.00	0.00	0.00		0.00	13.50	200.37		0.00	7.50	141.49		0.00	6.00	161.48	11.50	143.26	14.00	227.85			876.00	874.45
879.00	0.00	0.00		0.00	40.00	593.69		0.00	56.00	1113.07		0.00	24.00	645.90	76.00	946.76	21.50	349.91			879.00	3649.33
874.00	0.00	0.00		0.00	26.00	365.90	25.00	509.02	2.50	556.53		0.00	2.50	67.26	38.00	473.38	48.50	805.61			874.00	2797.72
887.00	0.00	0.00		0.00	3.50	51.95		0.00	3.00	56.60		0.00	2.00	53.83	3.00	37.37	0.50	8.14			887.00	207.88
892.00	0.00	0.00		0.00		0.00		0.00		0.00		0.00		0.00		0.00	5.00	81.38			892.00	81.38
893.00	0.00	0.00		0.00	3.00	44.53		0.00	1.50	28.30		0.00		0.00	1.50	18.69	0.50	8.14			893.00	99.65
894.00	0.00	0.00		0.00	3.00	44.53		0.00	3.50	65.03		0.00	1.00	26.91	1.00	12.45		0.00			894.00	149.93
902.00	0.00	0.00		0.00	8.00	118.74		0.00		0.00		0.00		0.00		0.00		0.00			902.00	118.74
903.01	0.00	0.00		0.00	0.50	7.42		0.00		0.00		0.00		0.00	3.50	43.60		0.00			903.01	51.02
920.00	146.50	8178.36	191.00	3475.53		0.00	90.50	1642.65		0.00	16.00	217.00	7.00	188.35		0.00	160.00	4689.32			920.00	16591.25
885.00		0.00		0.00	1.00	14.84		0.00	1.00	18.87		0.00	1.50	40.37	1.00	12.46		0.00			885.00	86.53
908.11	2.25	125.61	1.50	34.53		0.00		0.00		0.00		0.00		0.00		0.00		0.00			908.11	160.13
908.210	2.25	125.61	1.50	34.53		0.00		0.00		0.00		0.00		0.00		0.00		0.00			908.210	160.13
908.310	2.25	125.61	1.50	34.53		0.00		0.00		0.00		0.00		0.00		0.00		0.00			908.310	160.13
908.610	2.25	125.61	1.50	34.53		0.00		0.00		0.00		0.00		0.00		0.00		0.00			908.610	160.13
908.710	2.25	125.61	1.50	34.53		0.00		0.00		0.00		0.00		0.00		0.00		0.00			908.710	160.13
908.810	2.25	125.61	1.50	34.53		0.00		0.00		0.00		0.00		0.00		0.00		0.00			908.810	160.13
107.300		0.00		0.00		0.00		0.00		0.00		0.00		0.00		0.00		0.00			107.300	0.00
107.01		0.00		0.00		0.00		0.00		0.00		0.00		0.00		0.00		0.00			107.01	0.00
107.02		0.00		0.00		0.00	20.50	417.40		0.00		0.00	6.00	161.48		0.00		0.00			107.02	578.87
880.03		0.00		0.00		0.00		0.00		0.00		0.00		0.00		0.00		0.00			880.03	0.00
378.00		0.00		0.00		0.00		0.00		0.00		0.00		0.00		0.00		0.00			378.00	0.00
379.00		0.00		0.00		0.00		0.00	2.50	47.16		0.00		0.00		0.00		0.00			379.00	0.00
926.02		0.00		0.00		0.00		0.00	16.00	301.85		0.00	8.00	215.30		0.00		0.00			926.02	517.15
906.13		0.00		0.00		0.00		0.00		0.00		0.00		0.00		0.00		0.00			906.13	0.00
908.23		0.00		0.00		0.00		0.00		0.00		0.00		0.00		0.00		0.00			908.23	0.00
908.33		0.00		0.00		0.00		0.00		0.00		0.00		0.00		0.00		0.00			908.33	0.00
107.00		0.00		0.00		0.00		0.00		0.00		0.00		0.00		0.00		0.00			107.00	0.00
880.01		0.00		0.00		0.00		0.00		0.00		0.00		0.00		0.00		0.00			880.01	0.00
912.00		0.00		0.00		0.00		0.00		0.00		0.00		0.00		0.00		0.00			912.00	0.00
934.00		0.00		0.00		0.00		0.00		0.00		0.00		0.00		0.00		0.00			934.00	0.00
		0.00		0.00		0.00		0.00		0.00		0.00		0.00		0.00		0.00				0.00
																					928.02	0.00
	160.00	8932.00	160.00	3682.68	130.50	1,936.91	160.00	3257.72	160.50	3027.92	16.00	217.00	160.00	4306.00	162.00	2018.09	96.00	1562.40	160.00	4689.32	-184.00	33630.04
																					Cor total	33630.04

**SEBRING GAS SYSTEM, INC.  
EMPLOYEE DAILY REPORT**

**NAME** J CORRELL **DAY** TUES **DATE** 4-16-19

TIME	TYPE OF WORK PERFORMED	ACCOUNT NO.
08:00	ARCADIA NEW CUSTOMER	920
08:30	LIST	
09:00		
09:30		
10:00		
10:30		
11:00		
11:30		
12:00	LUNCH	
12:30		
1:00	ARCADIA LIST	920
1:30		
2:00		
2:30		
3:00		
3:30		
4:00		
4:30		
5:00		
5:30		
6:00		

**RECAP OF HOURS**

ACCOUNT NUMBER	NO. OF HOURS
<del>920</del> 107.02	8
<b>TOTAL</b>	8

**SEBRING GAS SYSTEM, INC.  
EMPLOYEE DAILY REPORT**

**NAME** J CORRELL      **DAY** WED      **DATE** 4-17-19

TIME	TYPE OF WORK PERFORMED	ACCOUNT NO.
08:00	WORKED AT OFFICE ON NEW	107.02
08:30	CUSTOMER SPREAD SHEET	
09:00	FOR ARCADIA	
09:30		
10:00		
10:30		
11:00		
11:30		
12:00		
12:30	LUNCH	
1:00	NEW CUSTOMER LIST ARCADIA	107.02
1:30		
2:00		
2:30		
3:00		
3:30		
4:00		
4:30		
5:00		
5:30		
6:00		

**RECAP OF HOURS**

ACCOUNT NUMBER	NO. OF HOURS
107.02	8
<b>TOTAL</b>	8

**SEBRING GAS SYSTEM, INC.  
EMPLOYEE DAILY REPORT**

**NAME:** J CORRELL      **DAY:** THUR      **DATE:** 4-18-19

TIME	TYPE OF WORK PERFORMED	ACCOUNT NO.
08:00	WORKED ON NEW CUSTOMER	107.02
08:30	LIST FOR ARCADIA LINE	
09:00	SIZING - COST - TERMS	
09:30		
10:00		
10:30		
11:00		
11:30		
12:00	LUNCH	
12:30		
1:00	STILL ON LIST ARCADIA	107.02
1:30	SYSTEM MAPPING REVIEW	<del>920</del>
2:00	UPDATE AND REPRINT	
2:30		
3:00		
3:30		
4:00		
4:30		
5:00		
5:30		
6:00		

**RECAP OF HOURS**

ACCOUNT NUMBER	NO. OF HOURS
107.02	4.5
920	3.5
<b>TOTAL</b>	8

**SEBRING GAS SYSTEM, INC.  
EMPLOYEE DAILY REPORT**

**NAME:** Cameron Menzle      **DAY:** FRI      **DATE:** 3/29/19

TIME	TYPE OF WORK PERFORMED	ACCOUNT NO.
08:00	ASSIGN WORK	878
08:30		879
09:00		870
09:30		1
10:00	REVIEW QUOTES ARCADIA E	107.02
10:30	PRINT OUT FOR JERRY	↓
11:00	LUNCH	×
11:30	↓	
12:00	FUEL #121	894
12:30	OFFICE - ADMIN	870
1:00		1
1:30	ESTIMATE - INSIDE PIPING DATE	879
2:00	↓	↓
2:30		
3:00	OFFICE - ADMIN	870
3:30		↓
4:00		
4:30		
5:00		
5:30		
6:00		

**RECAP OF HOURS**

ACCOUNT NUMBER	NO. OF HOURS
107.02	1
870	4
878	.5
879	2
894	.5
<b>TOTAL</b>	<b>8</b>

**SEBRING GAS SYSTEM, INC.  
EMPLOYEE DAILY REPORT**

**NAME** CAMERON MENZIE **DAY** WED **DATE** 4/3/19

TIME	TYPE OF WORK PERFORMED	ACCOUNT NO
08:00		
08:30	ASSIGN WORK - MEDICAL WAY	376.01
09:00	TIE IN NEW MAIN / SERVICES	↓
09:30		870
10:00		
10:30		
11:00		
11:30		
12:00		↓
12:30	LUNCH	X
1:00		
1:30	TRY NEW REX FUEL CARD - FUEL #121	894
2:00	OFFICE - ARCADIA PRICING, MEETING	107.02
2:30	w/ JERRY	↓
3:00		
3:30		
4:00	↓	↓
4:30		870
5:00		
5:30		
6:00		

**RECAP OF HOURS**

ACCOUNT NUMBER	NO. OF HOURS
376.01	1
107.02	2.5
870	4
894	.5
<b>TOTAL</b>	<b>8</b>

**SEBRING GAS SYSTEM, INC.  
EMPLOYEE DAILY REPORT**

<b>NAME</b>	CAMERON MENZIE	<b>DAY</b>	Mon	<b>DATE</b>	4/8/19
-------------	----------------	------------	-----	-------------	--------

TIME	TYPE OF WORK PERFORMED	ACCOUNT NO.
08:00	Assign work	874
08:30	ADMIN	870
09:00		↓
09:30		
10:00		
10:30		
11:00		
11:30	EMAIL CORRESPONDENCE ARCADIA	107.02
12:00	EXPANSION	
12:30	LUNCH	X
1:00		
1:30	ADMIN	870
2:00		↓
2:30	MEETING w/ JERRY	885
3:00		↓
3:30	EMAIL CORRESPONDENCE SOPHIE'S	879
4:00	CAFE. EQUIPMENT / MANIFOLD	↓
4:30	INSTALL.	870
5:00		X
5:30		
6:00		

**RECAP OF HOURS**

ACCOUNT NUMBER	NO. OF HOURS
107.02	1
870	4.5
874	.5
879	1
885	1
<b>TOTAL</b>	<b>8</b>



**SEBRING GAS SYSTEM, INC.  
EMPLOYEE DAILY REPORT**

**NAME:** CAMERON MENDE **DAY:** FRI **DATE:** 4/19/19

TIME	TYPE OF WORK PERFORMED	ACCOUNT NO
08:00	ASSIGN WORK	879
08:30	MEETING	885
09:00	MEASUREMENTS / SURVEY	<del>887</del> 376.01
09:30	NEW MAIN EXTENSION & SERVICE	1
10:00		380.01
10:30	MEETING w/ JERRY - ARCADIA	107.02
11:00	↓	↓
11:30		
12:00		
12:30	LUNCH	X
1:00		
1:30		870
2:00		
2:30		↓
3:00	w/ GUY @ BRIFFIN'S	879
3:30		
4:00	ASSIST EMMA @ SOPHIE'S	878
4:30	↓	1
5:00		
5:30		
6:00		

**RECAP OF HOURS**

ACCOUNT NUMBER	NO. OF HOURS
107.02	1.5
376.01	1
380.01	.5
870	2
878	1
879	1.5
885	.5
<b>TOTAL</b>	<b>8</b>

**Sebring Gas System, Inc.**  
**Payroll Allocation**  
**MAY 31 2019**

Account Numbers	Jerry Melendy, Jr		Kathy Snyder		Emmett Beasley		James Corral		Casey Dixon		Dave Kheller		Cameron Menzie		Steve Meyer		Dylan Pruitt		Russell Melendy		Journal Code	Total \$ Journal Entry	
	Monthly Distribution (HOURS)	(DOLLARS)	Monthly Distribution (HOURS)	(DOLLARS)	Monthly Distribution (HOURS)	(DOLLARS)	Monthly Distribution (HOURS)	(DOLLARS)	Monthly Distribution (HOURS)	(DOLLARS)	Monthly Distribution (HOURS)	(DOLLARS)	Monthly Distribution (HOURS)	(DOLLARS)	Monthly Distribution (HOURS)	(DOLLARS)	Monthly Distribution (HOURS)	(DOLLARS)	Monthly Distribution (HOURS)	(DOLLARS)			
891.00	0.00	0.00			1.50	23.29	3.00	61.00	5.00	93.68			1.50	40.37			2.00	32.50			891.00	250.92	
378.01	0.00	0.00			6.50	100.94		0.00	1.50	28.10			5.50	148.02	8.00	114.66	1.00	16.25			378.01	407.97	
397.00	0.00	0.00				0.00		0.00		0.00				0.00		0.00					397.00	0.00	
810.00	0.00	0.00				0.00		0.00		0.00				0.00		0.00					810.00	0.00	
360.01	0.00	0.00			17.00	263.99		0.00	24.00	449.65			18.00	511.34	22.00	315.31	8.00	97.49			360.01	1637.78	
382.00	0.00	0.00			4.50	69.88		0.00	12.50	234.19			2.50	67.28	5.50	78.83	5.50	89.36			382.00	539.55	
384.00	0.00	0.00			2.00	31.06		0.00		0.00				0.00		0.00					384.00	31.06	
870.00	0.00	0.00				0.00		0.00		0.00			82.50	2220.28		0.00					870.00	2220.28	
878.00	0.00	0.00			5.00	77.64	1.00	20.36	1.00	16.74			3.00	80.74	3.00	43.00	6.00	97.49			878.00	337.96	
879.00	0.00	0.00			24.50	380.46	2.00	40.72	42.00	788.89			5.50	148.02	27.50	394.14	8.00	97.49			879.00	1847.71	
874.00	0.00	0.00			74.50	1156.90	3.50	71.26	40.00	749.42			10.00	259.13	83.00	1189.57	57.00	926.15			874.00	4362.42	
887.00	0.00	0.00			8.00	138.76		0.00	12.00	224.83			0.50	13.46	12.50	179.15	8.00	129.99			887.00	687.18	
892.00	0.00	0.00			5.00	77.64		0.00	3.00	56.21			2.00	53.83	3.50	50.16	2.00	32.50			892.00	270.33	
893.00	0.00	0.00			7.00	108.70		0.00	2.50	46.84			1.00	26.81	3.00	43.00	1.00	16.25			893.00	241.70	
894.00	0.00	0.00				0.00		0.00	16.00	298.77			8.00	114.86		0.00					894.00	414.42	
902.00	0.00	0.00			16.00	248.46		0.00		0.00			1.50	28.91	0.50	7.17					902.00	282.54	
903.01	0.00	0.00			5.50	54.33		0.00	1.00	26.91			1.00	26.91		0.00					903.01	81.26	
920.00	178.50	9964.76	167.00	3878.15		0.00	124.50	2534.91		0.00			11.50	309.49		0.00				182.00	5627.18	920.00	22312.51
885.00	0.00	0.00				0.00		0.00		0.00			14.00	376.78		0.00					885.00	376.78	
908.11	2.25	125.61	1.50	34.82		0.00		0.00		0.00				0.00		0.00					908.11	160.42	
908.210	2.25	125.61	1.50	34.82		0.00		0.00		0.00				0.00		0.00					908.210	160.42	
908.310	2.25	125.61	1.50	34.82		0.00		0.00		0.00				0.00		0.00					908.310	160.42	
908.810	2.25	125.61	1.50	34.82		0.00		0.00		0.00				0.00		0.00					908.810	160.42	
908.710	2.25	125.61	1.50	34.82		0.00		0.00		0.00				0.00		0.00					908.710	160.42	
908.810	2.25	125.61	1.50	34.82		0.00		0.00		0.00				0.00		0.00					908.810	160.42	
107.300	0.00	0.00				0.00		0.00		0.00				0.00		0.00					107.300	0.00	
107.01	0.00	0.00				0.00		0.00		0.00				0.00		0.00					107.01	0.00	
107.02	0.00	0.00				0.00		0.00		0.00				0.00		0.00					107.02	976.26	
880.03	0.00	0.00			2.00	31.06		0.00		0.00			1.50	40.37	2.00	28.86					880.03	100.09	
378.00	0.00	0.00				0.00		0.00		0.00				0.00		0.00					378.00	0.00	
379.00	0.00	0.00				0.00		0.00		0.00				0.00		0.00					379.00	436.26	
926.02	8.00	446.60	24.00	557.05	8.00	124.23	24.00	488.66	14.50	271.86	24.00	449.85	32.00	861.20	8.00	114.86	8.00	129.99	8.00	234.47	926.02	3406.50	
908.13	0.00	0.00				0.00		0.00		0.00				0.00		0.00					908.13	0.00	
908.23	0.00	0.00				0.00		0.00		0.00				0.00		0.00					908.23	0.00	
908.33	0.00	0.00				0.00		0.00		0.00				0.00		0.00					908.33	0.00	
107.00	0.00	0.00				0.00		0.00		0.00				0.00		0.00					107.00	0.00	
880.01	0.00	0.00				0.00		0.00		0.00				0.00		0.00					880.01	0.00	
912.00	0.00	0.00				0.00		0.00		0.00		48.00	651.00			0.00					912.00	651.00	
934.00	0.00	0.00				0.00		0.00		0.00				0.00		0.00					934.00	0.00	
880.00	0.00	0.00			7.00	108.70		0.00		0.00				0.00		7.00	100.33	1.50	24.37			880.00	233.40
	200.00	11165.00	200.00	4642.10	201.00	3,121.30	200.00	4072.15	198.00	3709.62	48.00	651.00	200.00	5382.50	193.50	2773.28	104.00	1689.81	200.00	5861.85	-184.00	43068.41	

Ctrl total 43068.41

SEBRING GAS SYSTEM, INC.  
 DISTRIBUTION RECAP FOR THE WEEK  
4-25-19 TO 5-1-19

EMPLOYEE: J CORRELL

25   26   27   28   29   30   1

General Description	G/L Number	Thurs	Fri	Sat	Sun	Mon	Tues	Wed	Total Hours
Installation Mains, Plastic	376.01								
Installation Services, Plastic	380.01								
Installation Meters	382.00								
Installation Regulators	384.00								
Installation Communication Equipment	397.00								
Supervision of Operations	870.00								
Expense Mains & Services	874.00		2.5				1		3.5
Expense Meters & Regs	878.00								
Expense Cust. Installation	879.00								
Expense Misc Distribution	880.01								
Expense Training	880.03								
Maintenance Mains	887.00								
Maintenance M & R Gate	891.00								
Maintenance Services	892.00								
Maintenance Meter & Regs.	893.00								
Maintenance Other Equipment	894.00								
Expense Meter Reading	902.00								
Expense Billing	903.00								
Expense General Meeting	926 885.00	4	1.5			5	4.5	6.5	21.5
ECCR Res Replace Adv	908.23								
ECCR Cust Ret Ad	908.33								
CWIP-Wauchula	107.01					3			
CWIP-Arcadia	107.02	4	4				2.5	1.5	15
CWIP-Stoneridge	107.03								
Employee Benefits	926.02								
<b>Total Hours For the Week</b>		<b>8</b>	<b>8</b>			<b>8</b>	<b>8</b>	<b>8</b>	<b>40</b>

**SEBRING GAS SYSTEM, INC.  
EMPLOYEE DAILY REPORT**

**NAME** J. CORRELL      **DAY** THUR      **DATE** 4-25-19

TIME	TYPE OF WORK PERFORMED	ACCOUNT NO.
08:00	ARCADIA MAPS	107,02
08:30		
09:00		
09:30		
10:00		
10:30		
11:00		
11:30		
12:00	LUNCH	
12:30		
1:00	SEBRING MAP SYSTEM	920
1:30		
2:00		
2:30		
3:00		
3:30		
4:00		
4:30		
5:00		
5:30		
6:00		

**RECAP OF HOURS**

ACCOUNT NUMBER	NO. OF HOURS
107,02	4
920	4
<b>TOTAL</b>	<b>8</b>

**SEBRING GAS SYSTEM, INC.  
EMPLOYEE DAILY REPORT**

**NAME** J CORRELL      **DAY** FRI      **DATE** 4-26-19

TIME	TYPE OF WORK PERFORMED	ACCOUNT NO.
08:00	ARCADIA APPROVED PERMIT	107.2
08:30	2 UNDER REVIEW MADE	
09:00	COPIES OF PERMIT AND	
09:30	MADE PACKAGE	
10:00		
10:30		
11:00		
11:30		
12:00	LUNCH	
12:30		
1:00	SEBRING'S MAPS	920
1:30		
2:00		
2:30	Got GRILL READY FOR	874
3:00	THE FIREMAN'S BBQ	
3:30		
4:00		
4:30		
5:00		
5:30		
6:00		

**RECAP OF HOURS**

ACCOUNT NUMBER	NO. OF HOURS
107.2	4
920	1.5
874	2.5
<b>TOTAL</b>	<b>8</b>

**SEBRING GAS SYSTEM, INC.  
EMPLOYEE DAILY REPORT**

**NAME** S CORRELL      **DAY** MON      **DATE** 4-29-19

TIME	TYPE OF WORK PERFORMED	ACCOUNT NO
08:00		
08:30	WORKED ON SGS MAPS	920
09:00	UPDATE SYSTEM MAPS	
09:30		
10:00		
10:30		
11:00		
11:30		
12:00		
12:30	LUNCH	
1:00	SYSTEM MAPS	920
1:30		
2:00		
2:30	ARCADIA MAPS	107,02
3:00		
3:30		
4:00		
4:30		
5:00		
5:30		
6:00		

**RECAP OF HOURS**

ACCOUNT NUMBER	NO OF HOURS
107.2	3
920	5
<b>TOTAL</b>	<b>8</b>

SEBRING GAS SYSTEM, INC.  
EMPLOYEE DAILY REPORT

NAME: J CORRELL DAY: TUES DATE: 4-30-19

TIME	TYPE OF WORK PERFORMED	ACCOUNT NO
08:00	WORKED PUMP FOR COKER	874
08:30	FUEL SAFETY MEETING	↓
09:00	TALK WITH JM7 ABOUT	107.02
09:30	PERMITTING ARCADIA	↓
10:00	TOLD CAMERON WHAT JM7 WANTED	↓
10:30	GO T CONVERSION PLAN	107.02
11:00	MET WITH JM7 + CAMERON	↓
11:30	WORKED ON SEBRING MAPS	920
12:00	LUNCH	
12:30		
1:00	UPDATED DAILY REPORTS	920
1:30	FOR THE WEEKS RECAP	↓
2:00	GO T MAPS READY FOR	↓
2:30	PRINTING updated ONES	↓
3:00	WORKED ON VALVE BOX TO	↓
3:30	UPDATE CHANGES	↓
4:00	↓	↓
4:30	↓	↓
5:00		
5:30		
6:00		

REGROTHOURS

ACCOUNT NUMBER	NO OF HOURS
874	1
107.02	2.5
920	4.5
TOTAL	8

**SEBRING GAS SYSTEM, INC.  
EMPLOYEE DAILY REPORT**

**NAME** J Correll      **DAY** WED      **DATE** 5-1-19

TIME	TYPE OF WORK PERFORMED	ACCOUNT NO.
08:00		
08:30	Updated DAVE ON ARCADIA	107.02
09:00	↓	↓
09:30	Completed Full Review on	920
10:00	Valve Book	
10:30		
11:00		
11:30		
12:00		
12:30	LUNCH	
1:00	Updated FRANCIS 1 MAPS	920
1:30	To install locations	
2:00		
2:30		
3:00		
3:30		
4:00		
4:30		
5:00		
5:30		
6:00		

**RECAP OF HOURS**

ACCOUNT NUMBER	NO. OF HOURS
107.02	1.5
920	6.5
<b>TOTAL</b>	



SEBRING GAS SYSTEM, INC.  
 DISTRIBUTION RECAP FOR THE WEEK  
5-2-19 TO 5-8-19

EMPLOYEE: J CORRELL

General Description	G/L Number	Thurs	Fri	Sat	Sun	Mon	Tues	Wed	Total Hours
Installation Mains, Plastic	376.01								
Installation Services, Plastic	380.01								
Installation Meters	382.00								
Installation Regulators	384.00								
Installation Communication Equipment	397.00								
Supervision of Operations	870.00								
Expense Mains & Services	874.00								
Expense Meters & Regs	878.00	1							1
Expense Cust. Installation	879.00	2							2
Expense Misc Distribution	880.01								
Expense Training	880.03								
Maintenance Mains	887.00								
Maintenance M & R Gate	891.00								
Maintenance Services	892.00								
Maintenance Meter & Regs.	893.00								
Maintenance Other Equipment	894.00								
Expense Meter Reading	902.00								
Expense Billing	903.00								
Expense General Meeting	905.00	1				4	8	8	21
ECCR Res Replace Adv	908.23								
ECCR Cust Ret Ad	908.33								
CWIP-Wauchula	107.01								
CWIP-Arcadia	107.02	4	8			4			16
CWIP-Stoneridge	107.03								
Employee Benefits	928.02								
Total Hours For the Week		8	8			8	8	8	40

**SEBRING GAS SYSTEM, INC.  
EMPLOYEE DAILY REPORT**

**NAME:** J CORRELL      **DAY:** THUR      **DATE:** 5-2-19

TIME	TYPE OF WORK PERFORMED	ACCOUNT NO.
08:00	WATERING HOLE CHANGED OUT	879
08:30	GAS VALVE	
09:00		
09:30		
10:00	OFFICE ON MAPS SEBRING	920
10:30		
11:00	LEAK CALL ON FRYER	878
11:30	WATERING HOLE	878
12:00	LUNCH	
12:30		
1:00	ARCADIA CUSTOMER LISTING	107.02
1:30	ON BREVARD	
2:00		
2:30		
3:00		
3:30		
4:00		
4:30		
5:00		
5:30		
6:00		

**RECAP OF HOURS**

ACCOUNT NUMBER	NO. OF HOURS
879	2
878	1
920	1
107.2	4
<b>TOTAL</b>	<b>8</b>

**SEBRING GAS SYSTEM, INC.  
EMPLOYEE DAILY REPORT**

**NAME** J CORRELL      **DAY** FRI      **DATE** 5-3-19

TIME	TYPE OF WORK PERFORMED	ACCOUNT NO.
08:00	ARCADIA NEW CUSTOMER	107, 2
08:30	listing	
09:00		
09:30		
10:00		
10:30		
11:00		
11:30	LUNCH	
12:00		
12:30		
1:00	ARCADIA NEW CUSTOMER	107, 02
1:30	listing WITH PLAN	
2:00		
2:30		
3:00		
3:30		
4:00		
4:30		
5:00		
5:30		
6:00		

**RECAP OF HOURS**

ACCOUNT NUMBER	NO. OF HOURS
107, 2	8
<b>TOTAL</b>	8

**SEBRING GAS SYSTEM, INC.  
EMPLOYEE DAILY REPORT**

**NAME** J GREEN **DAY** MON **DATE** 5-6-19

TIME	TYPE OF WORK PERFORMED	ACCOUNT NO.
08:00	WORKED ON ARCADIA MAPS	107,02
08:30		
09:00		
09:30		
10:00		
10:30		
11:00		
11:30		
12:00		
12:30		
1:00		
1:30		
2:00		
2:30		
3:00		
3:30		
4:00		
4:30		
5:00		
5:30		
6:00		

**RECAP OF HOURS**

ACCOUNT NUMBER	NO OF HOURS
107,02	4
920	4
<b>TOTAL</b>	<b>8</b>

SEBRING GAS SYSTEM, INC.  
 DISTRIBUTION RECAP FOR THE WEEK  
5-9-19 TO 5-15-19

EMPLOYEE: J CORRELL

General Description	Q/Number	Thurs	Fri	Sat	Sun	Mon	Tues	Wed	Total Hours
Installation Mains, Plastic	376.01								
Installation Services, Plastic	380.01								
Installation Meters	382.00								
Installation Regulators	384.00								
Installation Communication Equipment	397.00								
Supervision of Operations	870.00								
Expense Mains & Services	874.00								
Expense Meters & Regs	878.00								
Expense Cust. Installation	879.00								
Expense Misc Distribution	880.01								
Expense Training	880.03								
Maintenance Mains	887.00								
Maintenance M & R Gate	891.00								
Maintenance Services	892.00								
Maintenance Meter & Regs.	893.00								
Maintenance Other Equipment	894.00								
Expense Meter Reading	902.00								
Expense Billing	903.00								
Expense General Meeting	<del>885.00</del> 920	6.5	8			6	7	7	34.5
ECCR Res Replace Adv	908.23								
ECCR Cust Ret Ad	908.33								
CWIP-Wauchula	107.01	1.5				2	1	1	4.5
CWIP-Arcadia	107.02								4
CWIP-Stoneridge	107.03								
Employee Benefits	926.02								
Total Hours For the Week		8	8			8	8	8	40

**SEBRING GAS SYSTEM, INC.  
EMPLOYEE DAILY REPORT**

**NAME** J CORRELL      **DAY** <sup>Thur</sup> MON      **DATE** 5-9-19

TIME	TYPE OF WORK PERFORMED	ACCOUNT NO
08:00	updated AND MADE	920
08:30	VAIVE BOOK AND MAP	
09:00	BOOK FOR MAIL ↓	
09:30	LIMP KIN ST	
10:00		
10:30		
11:00		
11:30		
12:00	LUNCH	
12:30		
1:00	WORKED ON APPROVAL ON	107.02
1:30	PERMITT ARCADIA	
2:00		
2:30	BACK ON SGS SEBRING'S	920
3:00	MAPS	
3:30		
4:00		
4:30		
5:00		
5:30		
6:00		

**REGULAR HOURS**

ACCOUNT NUMBER	NO OF HOURS
107.02	1.5
920	6.5
<b>TOTAL</b>	8

**SEBRING GAS SYSTEM, INC.  
EMPLOYEE DAILY REPORT**

**NAME:** J. CORRETT      **DAY:** Mon 5/15      **DATE:** 5-13-19

TIME	TYPE OF WORK PERFORMED	ACCOUNT NO.
08:00	OFFICE ON SEBRING	920
08:30	MAPS AND ASBUILTS	
09:00		
09:30		
10:00		
10:30		
11:00		
11:30		
12:00	LUNCH	
12:30		
1:00	COST MEASUREMENTS ON NEW	107.02
1:30	LINE'S TO BE INSTALLED	
2:00	CUSTOMER LIST	
2:30		
3:00	OFFICE ON SEBRING	920
3:30	MAPS	
4:00		
4:30		
5:00		
5:30		
6:00		

**RECAP OF HOURS**

ACCOUNT NUMBER	NO. OF HOURS
920	6
107.02	2
<b>TOTAL</b>	8

**SEBRING GAS SYSTEM, INC.  
EMPLOYEE DAILY REPORT**

**NAME** J Coarell      **DAY** TUES      **DATE** 5-14-19

TIME	TYPE OF WORK PERFORMED	ACCOUNT NO.
08:00	UPDATED SEBRING AREA MAPS	920
08:30		
09:00		
09:30		
10:00		
10:30		
11:00		
11:30	LUNCH	
12:00		
12:30		
1:00	ARCADIA PERMIT	107.5
1:30		1
2:00	BACHAN MAPS SEBRING	920
2:30	AREA	
3:00		
3:30		
4:00		
4:30		
5:00		
5:30		
6:00		

**RECAP OF HOURS**

ACCOUNT NUMBER	NO. OF HOURS
920	7
107.02	1
<b>TOTAL</b>	<b>8</b>



**SEBRING GAS SYSTEM, INC.  
EMPLOYEE DAILY REPORT**

**NAME** I CORRELL      **DAY** WED      **DATE** 5-15-19

TIME	TYPE OF WORK PERFORMED	ACCOUNT NO
08:00	ARCADIA PERMIT	107, 02
08:30	↓	1
09:00	SEBRING AREA REVIEWED	920
09:30	AND UP DATED MAPS	↓
10:00	↓	↓
10:30	↓	↓
11:00	↓	↓
11:30	↓	↓
12:00	↓	↓
12:30	LUNCH	
1:00	WORKED ON MAPS	920
1:30	↓	↓
2:00	↓	↓
2:30	↓	↓
3:00	↓	↓
3:30	↓	↓
4:00	↓	↓
4:30	↓	↓
5:00		
5:30		
6:00		

**TOTAL NO. OF HOURS**

ACCOUNT NUMBER	NO. OF HOURS
107, 02	1
920	7
<b>TOTAL</b>	<b>8</b>

SEBRING GAS SYSTEM, INC.  
 DISTRIBUTION RECAP FOR THE WEEK  
5-16-19 TO 5-22-19

EMPLOYEE: J CORRELL

General Description	G/L Number	Thurs	Fri	Sat	Sun	Mon	Tues	Wed	Total Hours
Installation Mains, Plastic	376.01								
Installation Services, Plastic	380.01								
Installation Meters	382.00								
Installation Regulators	384.00								
Installation Communication Equipment	397.00								
Supervision of Operations	870.00								
Expense Mains & Services	874.00								
Expense Meters & Regs	878.00								
Expense Cust. Installation	879.00								
Expense Misc Distribution	880.01								
Expense Training	880.03								
Maintenance Mains	887.00								
Maintenance M & R Gate	891.00					3			3
Maintenance Services	892.00								
Maintenance Meter & Regs.	893.00								
Maintenance Other Equipment	894.00								
Expense Meter Reading	902.00								
Expense Billing	903.00								
Expense General Meeting	<del>885.00</del> 920	6.5	8			5	7	7.5	34
ECCR Res Replace Adv	908.23								
ECCR Cust Ret Ad	908.33								
CWIP-Wauchula	107.01								
CWIP-Arcadia	107.02	1.5					1	1.5	3
CWIP-Stoneridge	107.03								
Employee Benefits	926.02								
Total Hours For the Week		8	8			8	8	8	40

**SEBRING GAS SYSTEM, INC.  
EMPLOYEE DAILY REPORT**

**NAME** J. Carrell      **DAY** THUR      **DATE** 5-16-19

TIME	TYPE OF WORK PERFORMED	ACCOUNT NO.
08:00	CHECKED ON ARCADIA PERMIT	107, 02
08:30	ONLINE FOR MORE CUSTOMER	↓
09:00	REVIEWED MAP AND UPDATED	920 ↓
09:30		
10:00		
10:30		
11:00		
11:30		
12:00	LUNCH	
12:30		
1:00	REVIEWED MAPS AND UPDATED	920
1:30		
2:00		
2:30		
3:00		
3:30		
4:00		
4:30		
5:00		
5:30		
6:00		

**RECAP OF HOURS**

ACCOUNT NUMBER	NO. OF HOURS
107, 02	1.5
920	6.5
<b>TOTAL</b>	<b>8</b>

**SEBRING GAS SYSTEM, INC.  
EMPLOYEE DAILY REPORT**

**NAME:** J Correll      **DAY:** Tues      **DATE:** 5-21-19

TIME	TYPE OF WORK PERFORMED	ACCOUNT NO.
08:00	ARCADIA AERMITT	107, 02
08:30		
09:00	WORKED IN OFFICE	920
09:30		
10:00		
10:30		
11:00		
11:30		
12:00	LUNCH	
12:30		
1:00	WORKED IN OFFICE	920
1:30		
2:00		
2:30		
3:00		
3:30		
4:00		
4:30		
5:00		
5:30		
6:00		

**RECAP OF HOURS**

ACCOUNT NUMBER	NO. OF HOURS
920	<del>8</del> 7
107, 02	1
<b>TOTAL</b>	<b>8</b>

**SEBRING GAS SYSTEM, INC.  
EMPLOYEE DAILY REPORT**

**NAME:** J. CARROLL      **DAY:** WED      **DATE:** 5-22-19

TIME	TYPE OF WORK PERFORMED	ACCOUNT NO.
08:00		
08:30	CHECKED ON ARCADIA PERMIT	107,02
09:00	REVISED SYSTEM MAP	920
09:30	FAR VALVES	
10:00		
10:30		
11:00		
11:30		
12:00		
12:30		
1:00	LUNCH	
1:30	REVISED SYSTEM VALVES	920
2:00		
2:30		
3:00		
3:30		
4:00		
4:30		
5:00		
5:30		
6:00		

**RECAP OF HOURS**

ACCOUNT NUMBER	NO. OF HOURS
107,02	1.5
920	7.5
<b>TOTAL</b>	8

SEBRING GAS SYSTEM, INC.  
 DISTRIBUTION RECAP FOR THE WEEK  
5-23-19 TO 5-29-19

EMPLOYEE: J CORRELL

General Description	G/L Number	23 Thurs	24 Fri	25 Sat	26 Sun	27 Mon	28 Tues	29 Wed	Total Hours
Installation Mains, Plastic	376.01								
Installation Services, Plastic	380.01								
Installation Meters	382.00								
Installation Regulators	384.00								
Installation Communication Equipment	397.00								
Supervision of Operations	870.00								
Expense Mains & Services	874.00								
Expense Meters & Regs	878.00								
Expense Cust. Installation	879.00								
Expense Misc Distribution	880.01								
Expense Training	880.03								
Maintenance Mains	887.00								
Maintenance Gate/ Odorant	891.00								
Maintenance Services	892.00								
Maintenance Meter & Regs.	893.00								
Maintenance Other Equipment	894.00								
Expense Meter Reading	902.00								
Expense Billing	903.00								
Expense General Meeting	920 <del>885.00</del>	7	6.5						13.5
ECCR Res Replace Adv	908.23								
ECCR Cust Ret Adv	908.33								
CWIP-Arcadla	107.02	1	1.5						2.5
Employee Benefits	926.02					8	8	8	24
Total Hours For the Week		8	8			8	8	8	40

**SEBRING GAS SYSTEM, INC.  
EMPLOYEE DAILY REPORT**

**NAME** J. COOPER II      **DAY** THUR      **DATE** 5-23-19

TIME	TYPE OF WORK PERFORMED	ACCOUNT NO.
08:00		
08:30	CHECK ON ARCADIA Perm. # 107.02	
09:00	REVISED SYSTEM VALVES	920
09:30		
10:00		
10:30		
11:00		
11:30		
12:00	LUNCH	
12:30		
1:00		
1:30	CHECKED ON ARCADIA PERMIT # 107.02	X
2:00	REVISED SYSTEM VALVES	107.02 167.02 920
2:30		
3:00		
3:30		
4:00		
4:30		
5:00		
5:30		
6:00		

**SUMMARY OF HOURS**

ACCOUNT NUMBER	NO. OF HOURS
107.02	1
920	2
<b>TOTAL</b>	3

SEBRING GAS SYSTEM, INC.  
EMPLOYEE DAILY REPORT

NAME: J CORRELL DAY: FRI DATE: 5-24-19

TIME	TYPE OF WORK PERFORMED	ACCOUNT NO.
08:00	ARCADIA PERMITT ✓ED	107.02
08:30	SYSTEM VALVES UPDATE	920
09:00		
09:30		
10:00		
10:30		
11:00		
11:30	ARCADIA PERMITT ✓ED	107.02
12:00	LUNCH	
12:30		
1:00	SYSTEM VALVES UPDATE	920
1:30		
2:00	ARCADIA PERMITT ✓ED	107.02
2:30	SYSTEM VALVES UPDATE	920
3:00		
3:30		
4:00		
4:30		
5:00		
5:30		
6:00		

RECAP OF HOURS

ACCOUNT NUMBER	NO. OF HOURS
107.02	1.5
920	6.5
TOTAL	8



SEBRING GAS SYSTEM, INC.  
 DISTRIBUTION RECAP FOR THE WEEK  
5/2/19 TO 5/8/19  
 EMPLOYEE: CAMERON MENZUS

General Description	GL Number	Thurs	Fri	Sat	Sun	Mon	Tues	Wed	Total Hours
Installation Mains, Plastic	376.01								
Installation Services, Plastic	380.01	1.5					8		9.5
Installation Meters	382.00								
Installation Regulators	384.00								
Installation Communication Equipment	397.00								
Supervision of Operations	870.00	4.5	6			3		5	18.5
Expense Mains & Services	874.00		.5						.5
Expense Meters & Regs	878.00	.5	.5						1
Expense Cust. Installation	879.00	1.5	.5			.5		2	4.5
Expense Misc Distribution	880.01								
Expense Training	880.03								
Maintenance Mains	887.00								
Maintenance M & R Gate	891.00					1			1
Maintenance Services	892.00							1	1
Maintenance Meter & Regs.	893.00								
Maintenance Other Equipment	894.00								
Expense Meter Reading	902.00								
Expense Billing	903.00								
Expense General Meeting	885.00		.5						.5
ECCR Res Replace Adv	908.23								
ECCR Cust Ret Ad	908.33								
<del>CWIP-Wauchula</del>	<del>107.01</del>								
CWIP-Arcadia	107.02					3.5			3.5
<del>CWIP-Stoneridge</del>	<del>107.03</del>								
Employee Benefits	928.02								
<b>Total Hours For the Week</b>		8	8	/	/	8	8	8	40

SEBRING GAS SYSTEM, INC.  
EMPLOYEE DAILY REPORT

NAME: CAMERON MENZIE DAY: 5/6/17 Man DATE:

TIME	TYPE OF WORK PERFORMED	ACCOUNT NO.
08:00	ASSIGN WORK - QUORANTS	891
08:30	Highlands Co Jail	↓
09:00		879
09:30	ARCADIA -	107.02
10:00	↓	↓
10:30		
11:00		
11:30		
12:00		
12:30	↓	↓
1:00	LUNCH	<del>870</del>
1:30		
2:00	OFFICE / FIELD QA	870
2:30		↓
3:00		
3:30		
4:00		
4:30		
5:00		
5:30		
6:00		

RECAP OF HOURS

ACCOUNT NUMBER	NO OF HOURS
107.02	3.5
870	3
879	.5
891	1
TOTAL	8

SEBRING GAS SYSTEM, INC.  
DISTRIBUTION RECAP FOR THE WEEK

5/16/19 TO 5/22/19

EMPLOYEE: CAMERON MENZIE

General Description	GL Number	Thurs	Fri	Sat	Sun	Mon	Tues	Wed	Total Hours
Installation Mains, Plastic	376.01	1.5	1.5						3
Installation Services, Plastic	380.01	2				1			3
Installation Meters	382.00								
Installation Regulators	384.00								
Installation Communication Equipment	397.00								
Supervision of Operations	870.00	2	4			5.5	7.5	5	<del>24</del> 25
Expense Mains & Services	874.00	1	1			1	.5	2.5	6
Expense Meters & Regs	878.00					.5			.5
Expense Cust. Installation	879.00		.5						.5
Expense Misc Distribution	880.01								
Expense Training	880.03								
Maintenance Mains	887.00	.5							.5
Maintenance M & R Gate	891.00								
Maintenance Services	892.00								
Maintenance Meter & Regs.	893.00								
Maintenance Other Equipment	894.00								
Expense Meter Reading	902.00								
Expense Billing	903.00								
Expense General Meeting	885.00								
ECCR Res Replace Adv	<del>908.23</del> 920							.5	.5
ECCR Cust Ret Ad	908.33								
CWIP-Wauchula	107.01								
CWIP-Arcadia	107.02	1							1
CWIP-Stoneridge	107.03								
Employee Benefits	926.02								
Total Hours For the Week		8	4	/	/	8.5	8.5	<del>3</del>	40

↑ ↑

1 HR PR REQ. NEEDED

SEBRING GAS SYSTEM, INC.  
EMPLOYEE DAILY REPORT

NAME: CAMERON MENZIE DAY: THURS DATE: 5/16/19

TIME	TYPE OF WORK PERFORMED	ACCOUNT NO.
08:00	ASSIGN WORK - VALVE MAINT.	874
08:30	SYSTEM / SECTIONAL	↓
09:00	OFFICE - ADMIN	870
09:30	PHONE CONF. CREEKTECH PIZZA	380.01
10:00	HURT. SCHEDULE CONVERSION	↓
10:30	PHONE CONF. ON PERMITS ARCADIA	107.02
11:00	17 SOUTHWOOD	↓
11:30	DRAFT IN HOUSE W.O.'S CP	887
12:00	LUNCH	<del>X</del>
12:30		
1:00	CONVERSION KITS FOR LAUNDRY PRO	380.01
1:30	↓ TEMPACO	↓
2:00	WILLIE DOWN'S VILLAS - CHECK	376.01
2:30	CP ON STATUS	↓
3:00	↓	↓
3:30		870
4:00		↓
4:30		
5:00		
5:30		
6:00		

RECAP OF HOURS

ACCOUNT NUMBER	NO. OF HOURS
380.01	2
107.02	1
376.01	1.5
870	2
874	1
887	5
TOTAL	8

SEBRING GAS SYSTEM, INC.  
 ATTN: RUSSELL MELENDY  
 515 S 6TH AVENUE  
 WAUCHULA, FL 33873

Invoice No: 14248237  
 Invoice Date: Jun 30, 2019  
 Invoice Amount: \$60.00  
 Project No: 046301001.1  
 Project Name: ARCADIA NATURAL GAS LINE  
 Project Manager: CONERLY, BO

Please send payments to:  
 KIMLEY-HORN AND ASSOCIATES, INC.  
 P.O. BOX 932520  
 ATLANTA, GA 31193-2520

Client Reference:

For Services Rendered through Jun 30, 2019

Federal Tax Id: 56-0885615

**LUMP SUM**

Description	Contract Value	% Complete	Amount Earned to Date	Previous Amount Billed	Current Amount Due
TASK I - MEETINGS, SUPPORT, AND PROJECT COORDINATION	1,250.00	100.00%	1,250.00	1,250.00	0.00
TASK II - UTILITY DESIGN AND CONSTRUCTION DOCUMENTS	27,000.00	100.00%	27,000.00	27,000.00	0.00
TASK III - REGULATORY AGENCY COORDINATION	3,000.00	100.00%	3,000.00	2,940.00	60.00
TASK V - CERTIFICATION AND PROJECT CLOSE-OUT	2,500.00	0.00%	0.00	0.00	0.00
<b>Subtotal</b>	<b>33,750.00</b>	<b>92.59%</b>	<b>31,250.00</b>	<b>31,190.00</b>	<b>60.00</b>
<b>Total LUMP SUM</b>					<b>60.00</b>

DESCRIPTION OF SERVICES PERFORMED:  
 -PROJECT DESIGN AND PERMIT COORDINATION

**Total Invoice: \$60.00**

**Sebring Gas System, Inc.**  
**Payroll Allocation**  
30-Jun-19

Account Numbers	Jonny Malendy, Jr		Kathy Snyder		Emmett Beasley		James Corbett		Cesey Dixon		Dave Kneller		Cameron Menze		Steve Meyer		Dylan Pruitt		Russell Melendy		Journal Code	Total \$ Journal Entry		
	Total Payroll 8932.00		Total Payroll 3682.68		Total Payroll 2583.80		Total Payroll 3257.72		Total Payroll 3059.95		Total Payroll 791.13		Total Payroll 4308.00		Total Payroll 2611.56		Total Payroll 1420.98		Total Payroll 4689.32					
	Monthly Distribution (HOURS) (DOLLARS)		Monthly Distribution (HOURS) (DOLLARS)		Monthly Distribution (HOURS) (DOLLARS)		Monthly Distribution (HOURS) (DOLLARS)		Monthly Distribution (HOURS) (DOLLARS)		Monthly Distribution (HOURS) (DOLLARS)		Monthly Distribution (HOURS) (DOLLARS)		Monthly Distribution (HOURS) (DOLLARS)		Monthly Distribution (HOURS) (DOLLARS)		Monthly Distribution (HOURS) (DOLLARS)					
107.02	0.00		0.00		0.00		12.50	201.84	14.50	295.23											107.02	295.23		
376.01	0.00		0.00		0.00		0.50	8.07		0.00		8.00	151.58	0.50	13.46		4.00	63.31	8.00	129.18		376.01	559.37	
387.00	0.00		0.00		0.00		7.50	121.11	1.00	20.36									0.50	8.07		387.00	16.15	
380.01	0.00		0.00		0.00		5.50	88.81		0.00									2.50	40.37		380.01	1392.97	
382.00	0.00		0.00		0.00		1.00	18.15		0.00									10.50	166.19	3.50	56.52	382.00	500.99
384.00	0.00		0.00		0.00		3.00	48.44		0.00									1.00	15.83		0.00	384.00	50.92
810.00	0.00		0.00		0.00		5.00	80.74		0.00									3.00	48.44		0.00	810.00	0.00
880.03	0.00		0.00		0.00		3.00	48.44		0.00									2.00	31.66	3.00	48.44	880.03	774.44
891.00	0.00		0.00		0.00		14.00	226.07		0.00									1.00	26.91	1.50	23.74	891.00	453.17
870.00	0.00		0.00		0.00		3.00	48.44		0.00									48.50	1251.43		0.00	870.00	1251.43
878.00	0.00		0.00		0.00		1.00	18.95		0.00									0.50	8.46	1.00	15.83	878.00	137.04
879.00	0.00		0.00		0.00		2.00	32.30		0.00									1.00	26.91	2.50	40.37	879.00	1351.86
880.00	0.00		0.00		0.00		7.00	113.84		0.00									6.00	94.97	6.00	96.69	880.00	175.70
874.00	0.00		0.00		0.00		21.50	347.17		0.00									5.50	148.02	45.00	712.24	874.00	3216.10
887.00	0.00		0.00		0.00		2.00	32.30		0.00									12.50	336.41	27.50	435.26	887.00	1654.30
892.06	0.00		0.00		0.00		3.00	48.44	2.50	50.90									0.00	0.00	5.00	80.74	892.06	8.07
893.00	0.00		0.00		0.00		5.00	80.74		0.00									0.50	8.46	2.00	31.66	893.00	236.73
894.00	0.00		0.00		0.00		1.50	24.22		0.00									2.00	39.57	2.00	32.30	894.00	209.10
902.00	0.00		0.00		0.00		1.50	24.22		0.00									9.00	242.21	0.50	7.91	902.00	404.93
908.11	2.25	125.61	1.50	34.53				0.00		0.00									0.00	0.00	7.50	121.11	908.11	160.13
908.210	2.25	125.61	1.50	34.53				0.00		0.00									0.00	0.00		0.00	908.210	160.13
908.310	2.25	125.61	1.50	34.53				0.00		0.00									0.00	0.00		0.00	908.310	160.13
908.610	2.25	125.61	1.50	34.53				0.00		0.00									0.00	0.00		0.00	908.610	160.13
908.710	2.25	125.61	1.50	34.53				0.00		0.00									0.00	0.00		0.00	908.710	160.13
908.810	2.25	125.61	1.50	34.53				0.00		0.00									0.00	0.00		0.00	908.810	160.13
903.000	0.00		0.00		0.00		3.00	48.44		0.00									0.00	0.00	2.50	40.37	903.000	88.81
908.23	0.00		0.00		0.00			0.00		0.00									0.00	0.00		0.00	908.23	0.00
912.00	0.00		0.00		0.00			0.00		0.00		8.00	791.13						0.00	0.00		0.00	912.00	791.13
920.00	148.50	8178.36	143.00	3291.40			142.00	2891.23		0.00				18.50	497.88				18.50	497.88		0.00	920.00	19548.19
934.00	0.00		0.00		0.00			0.00		0.00									0.00	0.00		0.00	934.00	0.00
885.00	0.00		0.00		0.00		1.50	24.22		0.00				2.50	67.26	1.50	23.74	1.50	24.22		0.00	885.00	167.89	
926.02	0.00		8.00	184.13				0.00		1.50	28.42			32.00	861.20				0.00	0.00		0.00	926.02	1045.33
379.00	0.00		0.00		0.00			0.00		0.50	9.47			1.00	26.91	0.50	7.91		0.00		0.00	379.00	44.30	
903.00	0.00		0.00		0.00			0.00		0.00									0.00	0.00		0.00	903.00	0.00
	0.00		0.00		0.00			0.00		0.00									0.00	0.00		0.00		0.00
	0.00		0.00		0.00			0.00		0.00									0.00	0.00		0.00		0.00
	0.00		0.00		0.00			0.00		0.00									0.00	0.00		0.00		0.00
	0.00		0.00		0.00			0.00		0.00									0.00	0.00		0.00		0.00
	0.00		0.00		0.00			0.00		0.00									0.00	0.00		0.00		0.00
	0.00		0.00		0.00			0.00		0.00									0.00	0.00		0.00		0.00
	0.00		0.00		0.00			0.00		0.00									0.00	0.00		0.00		0.00
	0.00		0.00		0.00			0.00		0.00									0.00	0.00		0.00		0.00
	0.00		0.00		0.00			0.00		0.00									0.00	0.00		0.00		0.00
	0.00		0.00		0.00			0.00		0.00									0.00	0.00		0.00		0.00
	0.00		0.00		0.00			0.00		0.00									0.00	0.00		0.00		0.00
	0.00		0.00		0.00			0.00		0.00									0.00	0.00		0.00		0.00
	0.00		0.00		0.00			0.00		0.00									0.00	0.00		0.00		0.00
	0.00		0.00		0.00			0.00		0.00									0.00	0.00		0.00		0.00
	0.00		0.00		0.00			0.00		0.00									0.00	0.00		0.00		0.00
	0.00		0.00		0.00			0.00		0.00									0.00	0.00		0.00		0.00
	0.00		0.00		0.00			0.00		0.00									0.00	0.00		0.00		0.00
	0.00		0.00		0.00			0.00		0.00									0.00	0.00		0.00		0.00
	0.00		0.00		0.00			0.00		0.00									0.00	0.00		0.00		0.00
	0.00		0.00		0.00			0.00		0.00									0.00	0.00		0.00		0.00
	0.00		0.00		0.00			0.00		0.00									0.00	0.00		0.00		0.00
	0.00		0.00		0.00			0.00		0.00									0.00	0.00		0.00		0.00
	0.00		0.00		0.00			0.00		0.00									0.00	0.00		0.00		0.00
	0.00		0.00		0.00			0.00		0.00									0.00	0.00		0.00		0.00
	0.00		0.00		0.00			0.00		0.00									0.00	0.00		0.00		0.00
	0.00		0.00		0.00			0.00		0.00									0.00	0.00		0.00		0.00
	0.00		0.00		0.00			0.00		0.00									0.00	0.00		0.00		0.00
	0.00		0.00		0.00			0.00		0.00									0.00	0.00		0.00		0.00
	0.00		0.00		0.00			0.00		0.00									0.00	0.00		0.00		0.00
	0.00		0.00		0.00			0.00		0.00									0.00	0.00		0.00		0.00
	0.00		0.00		0.00			0.00		0.00									0.00	0.00		0.00		0.00
	0.00		0.00		0.00			0.00		0.00									0.00	0.00		0.00		0.00
	0.00		0.00		0.00			0.00		0.00									0.00	0.00		0.00		0.00
	0.00		0.00		0.00			0.00		0.00									0.00	0.00		0.00		0.00
	0.00		0.00		0.00			0.00		0.00									0.00	0.00		0.00		0.00
	0.00		0.00		0.00			0.00		0.00									0.00	0.00		0.00		0.00
	0.00		0.00		0.00			0.00		0.00									0.00	0.00		0.00		0.00
	0.00		0.00		0.00			0.00		0.00														

SEBRING GAS SYSTEM, INC.  
 DISTRIBUTION RECAP FOR THE WEEK  
5-28-19 TO 6-5-19

EMPLOYEE: Jim Correll

General Description	QTY Number	Thurs	Fri	Sat	Sun	Mon	Tues	Wed	Total Hours
Installation Mains, Plastic	376.01								
Installation Services, Plastic	380.01								
Installation Meters	382.00								
Installation Regulators	384.00								
Installation Communication Equipment	397.00								
Supervision of Operations	870.00								
Expense Mains & Services	874.00								
Expense Meters & Regs	878.00								
Expense Cust. Installation	879.00								
Expense Misc Distribution	880.01								
Expense Training	880.03								
Maintenance Mains	887.00								
Maintenance Gate/ Odorant	891.00								
Maintenance Services	892.00								
Maintenance Meter & Regs.	893.00								
Maintenance Other Equipment	894.00								
Expense Meter Reading	902.00								
Expense Billing	903.00								
Expense General Meeting	<del>885.00</del> 920	7	7			7	7.5		35.5
ECCR Res Replace Adv	908.23								
ECCR Cust Ret Adv	908.33								
CWIP-Arcadia	107.02	1	1			1	1.5	1	4.5
Employee Benefits	926.02								
Total Hours For the Week		8	8			8	8	8	40

**SEBRING GAS SYSTEM, INC.  
EMPLOYEE DAILY REPORT**

**NAME:** J CORRELL      **DAY:** THUR      **DATE:** 5-30-19

TIME	TYPE OF WORK PERFORMED	ACCOUNT NO.
08:00	CHECKED ON ARCADIA PERMIT	107, 02
08:30	SYSTEM VALVES	920
09:00		
09:30		
10:00		
10:30		
11:00		
11:30		
12:00	LUNCH	
12:30		
1:00	CHECKED ON ARCADIA PERMIT	107, 02
1:30	SYSTEM VALVES	920
2:00		
2:30		
3:00		
3:30		
4:00		
4:30		
5:00		
5:30		
6:00		

**RECAP OF HOURS**

ACCOUNT NUMBER	NO OF HOURS
107, 02	1
920	7
<b>TOTAL</b>	<b>8</b>



**SEBRING GAS SYSTEM, INC.  
EMPLOYEE DAILY REPORT**

**NAME:** J CORRELL      **DAY:** FRI      **DATE:** 5-31-19

TIME	TYPE OF WORK PERFORMED	ACCOUNT NO.
08:00	ARCADIA PERMITT	107,02
08:30	SYSTEM VALVES UPDATED	920
09:00		
09:30		
10:00		
10:30		
11:00		
11:30		
12:00		
12:30	LUNCH	
1:00	ARCADIA PERMITT	107,02
1:30	SYSTEM VALVES UPDATED	920
2:00		
2:30		
3:00		
3:30		
4:00		
4:30		
5:00		
5:30		
6:00		

**RECAP OF HOURS**

ACCOUNT NUMBER	NO. OF HOURS
107,02	1
920	7
<b>TOTAL</b>	8

**SEBRING GAS SYSTEM, INC.  
EMPLOYEE DAILY REPORT**

**NAME** J CORRELL      **DAY** MON      **DATE** 6-3-19

TIME	TYPE OF WORK PERFORMED	ACCOUNT NO.
08:00	✓ ON ARCADIA PERMIT	107.02
08:30	UPDATED SYSTEM VALVES	920
09:00		
09:30		
10:00		
10:30		
11:00		
11:30		
12:00	LUNCH	
12:30		
1:00	✓ ON ARCADIA PERMIT	107.02
1:30	UPDATED SYSTEM VALVES	920
2:00		
2:30		
3:00		
3:30		
4:00		
4:30		
5:00		
5:30		
6:00		

**RECAP OF HOURS**

ACCOUNT NUMBER	NO. OF HOURS
107.02	1
920	7
<b>TOTAL</b>	<b>8</b>

**SEBRING GAS SYSTEM, INC.  
EMPLOYEE DAILY REPORT**

**NAME** J CARROLL      **DAY** TUES      **DATE** 6-4-19

TIME	TYPE OF WORK PERFORMED	ACCOUNT NO.
08:00	Called on ARCADIA PERMITT	107.02
08:30	WORKED ON updated SYSTEM	920
09:00	VALVES	
09:30		
10:00		
10:30		
11:00		
11:30		
12:00	LUNCH	
12:30		
1:00	SYSTEM VALVES	920
1:30		
2:00		
2:30		
3:00		
3:30		
4:00		
4:30		
5:00		
5:30		
6:00		

**RECAP OF HOURS**

ACCOUNT NUMBER	NO. OF HOURS
107.02	.5
920	7.5
<b>TOTAL</b>	<b>8</b>

**SEBRING GAS SYSTEM, INC.  
EMPLOYEE DAILY REPORT**

**NAME:** J CORRELL      **DAY:** WED      **DATE:** 6-5-19

TIME	TYPE OF WORK PERFORMED	ACCOUNT NO.
08:00	ARCADIA PERMIT	107.05
08:30	SYSTEM VALVES	920
09:00		
09:30		
10:00		
10:30		
11:00		
11:30	LUNCH	
12:00		
12:30		
1:00	SYSTEM VALVES	920
1:30		
2:00		
2:30		
3:00		
3:30		
4:00		
4:30	ARCADIA PERMIT	107.02
5:00		
5:30		
6:00		

**RECAP OF HOURS**

ACCOUNT NUMBER	NO. OF HOURS
107.02	1
920	7
<b>TOTAL</b>	<b>8</b>

SEBRING GAS SYSTEM, INC.  
 DISTRIBUTION RECAP FOR THE WEEK  
6-6-19 TO 6-12-19

EMPLOYEE: J CORRELL

General Description	G/L Number	Thurs	Fri	Sat	Sun	Mon	Tues	Wed	Total Hours
Installation Mains, Plastic	376.01								
Installation Services, Plastic	380.01						1		1
Installation Meters	382.00								
Installation Regulators	384.00								
Installation Communication Equipment	397.00								
Supervision of Operations	870.00								
Expense Mains & Services	874.00								
Expense Meters & Regs	878.00								
Expense Cust. Installation	879.00								
Expense Misc Distribution	880.01								
Expense Training	880.03								
Maintenance Mains	887.00								
Maintenance Gate/ Odorant	891.00								
Maintenance Services	892.00								
Maintenance Meter & Regs.	893.00								
Maintenance Other Equipment	894.00						2.5		2.5
Expense Meter Reading	902.00								
Expense Billing	903.00								
Expense General Meeting	<del>888.00</del> 910	7	7			7	3.5	7	31.5
ECCR Res Replace Adv	908.23								
ECCR Cust Ret Adv	908.33								
CWIP-Arcadia	107.02	1	1			1	1	1	5
Employee Benefits	926.02								
<b>Total Hours For the Week</b>		8	8			8	8	8	40

**SEBRING GAS SYSTEM, INC.  
EMPLOYEE DAILY REPORT**

**NAME** J CARRELL      **DAY** THUR      **DATE** 6-6-19

TIME	TYPE OF WORK PERFORMED	ACCOUNT NO
08:00	CHECKED ON ARCADIA PERMIT	107, 02
08:30	UPDATED SYSTEM VALVE	920
09:00		
09:30		
10:00		
10:30		
11:00		
11:30		
12:00		
12:30	LUNCH	
1:00	CHECKED ON ARCADIA PERMIT	107, 02
1:30	UPDATED SYSTEM VALVES	920
2:00		
2:30		
3:00		
3:30		
4:00		
4:30		
5:00		
5:30		
6:00		

**RECAP OF HOURS**

ACCOUNT NUMBER	NO. OF HOURS
107, 02	1
920	7
<b>TOTAL</b>	<b>8</b>

**SEBRING GAS SYSTEM, INC.  
EMPLOYEE DAILY REPORT**

**NAME:** J CORREW      **DAY:** FR      **DATE:** 6-7-19

TIME	TYPE OF WORK PERFORMED	ACCOUNT NO.
08:00	CHECKED ON ARCADIA PERMIT	107,02
08:30	updated system VALVES	920
09:00		
09:30		
10:00		
10:30		
11:00		
11:30		
12:00	LUNCH	
12:30		
1:00	CHECKED ON ARCADIA	107,02
1:30	SYSTEM VALVES	920
2:00		
2:30		
3:00		
3:30		
4:00		
4:30		
5:00		
5:30		
6:00		

**RECAP OF HOURS**

ACCOUNT NUMBER	NO. OF HOURS
107,02	1
920	7
<b>TOTAL</b>	8

**SEBRING GAS SYSTEM, INC.  
EMPLOYEE DAILY REPORT**

**NAME:** J Carrell      **DAY:** MON      **DATE:** 6-10-19

TIME	TYPE OF WORK PERFORMED	ACCOUNT NO
08:00	CHECKED ON ARCADIA PERMIT	107.02
08:30	UPDATED SYSTEM VALVE BOOK	920
09:00		
09:30		
10:00		
10:30		
11:00		
11:30		
12:00	LUNCH	
12:30		
1:00	CHECKED ON ARCADIA PERMIT	107.02
1:30	UPDATED SYSTEM VALVE BOOK	920
2:00		
2:30		
3:00		
3:30		
4:00		
4:30		
5:00		
5:30		
6:00		

**RECAP OF HOURS**

ACCOUNT NUMBER	NO. OF HOURS
107.02	6
920	7
<b>TOTAL</b>	<b>13</b>



**SEBRING GAS SYSTEM, INC.  
EMPLOYEE DAILY REPORT**

**NAME:** J CORRELL      **DAY:** TUES      **DATE:** 6-11-19

TIME	TYPE OF WORK PERFORMED	ACCOUNT NO.
08:00	GOT FORK LIFT AND MOVED	894
08:30	PIPE AT THE WAREHOUSE	↓
09:00	MOVED IT OUT OF THE SUN	
09:30	TO UNDER OUTSIDE WAREHOUSE	
10:00	CHECKED ON ARCADIA PERMIT	107,02
10:30	MADE 3 AS BUILTS FOR	380,01
11:00	INSPIRATION DRIVE	380,01
11:30	HEATY WITH A TANK	894
12:00	LUNCH	
12:30		
1:00	CHECK ON ARCADIA PERMIT	107,02
1:30	SYSTEM VALVE BOOK	920
2:00	UPDATED	
2:30		
3:00		
3:30		
4:00		
4:30		
5:00		
5:30		
6:00		

**RECAP OF HOURS**

ACCOUNT NUMBER	NO. OF HOURS
894	2.5
107,02	1
920	3.5
380,01	1
<b>TOTAL</b>	<b>8</b>

**SEBRING GAS SYSTEM, INC.  
EMPLOYEE DAILY REPORT**

**NAME** J CORRELL      **DAY** WED      **DATE** 6-12-19

TIME	TYPE OF WORK PERFORMED	ACCOUNT NO.
08:00	CHECKED ON ARCADIA PERMIT	107.02
08:30	WORKED ON SYSTEM VALVE	920
09:00	BOOK UPDATED	
09:30		
10:00		
10:30		
11:00		
11:30		
12:00	LUNCH	
12:30		
1:00	CHECK ON ARCADIA PERMIT	107.02
1:30	WORKED ON VALVE BOOK	920
2:00		
2:30		
3:00		
3:30		
4:00		
4:30		
5:00		
5:30		
6:00		

**RECAP OF HOURS**

ACCOUNT NUMBER	NO. OF HOURS
107.02	1
920	7
<b>TOTAL</b>	<b>8</b>

SEBRING GAS SYSTEM, INC.  
 DISTRIBUTION RECAP FOR THE WEEK  
6-23-19 TO 6-19-19

EMPLOYEE: J CORRELL

General Description	G/L Number	Thurs	Fri	Sat	Sun	Mon	Tues	Wed	Total Hours
Installation Mains, Plastic	376.01								
Installation Services, Plastic	380.01								
Installation Meters	382.00								
Installation Regulators	384.00								
Installation Communication Equipment	397.00								
Supervision of Operations	870.00								
Expense Mains & Services	874.00								
Expense Meters & Regs	878.00								
Expense Cust. Installation	879.00								
Expense Misc Distribution	880.01								
Expense Training	880.03								
Maintenance Mains	887.00								
Maintenance Gate/ Odorant	891.00								
Maintenance Services	892.00								
Maintenance Meter & Regs.	893.00								
Maintenance Other Equipment	894.00								
Expense Meter Reading	902.00								
Expense Billing	903.00								
Expense General Meeting	<del>885.00</del> 920	7	7			7	7	7	3.5
ECCR Res Replace Adv	908.23								
ECCR Cust Ret Adv	908.33								
CWIP-Arcadia	107.02	1	1			1	1	1	5
Employee Benefits	926.02								
Total Hours For the Week		8	8			8	8	8	40

**SEBRING GAS SYSTEM, INC.  
EMPLOYEE DAILY REPORT**

**NAME** J Correll      **DAY** THUR      **DATE** 6-13-19

TIME	TYPE OF WORK PERFORMED	ACCOUNT NO
08:00	CHECKED ON ARCADIA PERMIT	107,02
08:30	updated system valve	920
09:00	Book	
09:30		
10:00		
10:30		
11:00		
11:30		
12:00	LUNCH	
12:30		107,02
1:00	<del>VA</del> ARCADIA PERMIT	920
1:30	VALVE BOOK	
2:00		
2:30		
3:00		
3:30		
4:00		
4:30		
5:00		
5:30		
6:00		

**RECAP OF HOURS**

ACCOUNT NUMBER	NO. OF HOURS
107,02	5.1
920	7
<b>TOTAL</b>	8

**SEBRING GAS SYSTEM, INC.  
EMPLOYEE DAILY REPORT**

**NAME** J CORRELL      **DAY** FRI      **DATE** 6-14-19

TIME	TYPE OF WORK PERFORMED	ACCOUNT NO.
08:00	✓ ON ARCADIA PERMIT	107,02
08:30	UPDATED VALVE BOOK	920
09:00		
09:30		
10:00		
10:30		
11:00		
11:30		
12:00	LUNCH	
12:30		
1:00	✓ ON ARCADIA PERMIT	107,02
1:30	UPDATED VALVE BOOK	920
2:00		
2:30		
3:00		
3:30		
4:00		
4:30		
5:00		
5:30		
6:00		

**RECAP OF HOURS**

ACCOUNT NUMBER	NO. OF HOURS
107,02	1
920	7
<b>TOTAL</b>	<b>8</b>

**SEBRING GAS SYSTEM, INC.  
EMPLOYEE DAILY REPORT**

**NAME:** J CORRELL      **DAY:** MON      **DATE:** 6-17-19

TIME	TYPE OF WORK PERFORMED	ACCOUNT NO.
08:00	CHECKED ON ARCADIA PERMIT	107.02
08:30	SYSTEM VALVE BOOKS	920
09:00		
09:30		
10:00		
10:30		
11:00		
11:30	LUNCH	
12:00		
12:30		
1:00	CHECKED ON ARCADIA PERMIT	107.02
1:30	SYSTEM VALVE BOOKS	920
2:00		
2:30		
3:00		
3:30		
4:00		
4:30		
5:00		
5:30		
6:00		

**RECAP OF HOURS**

ACCOUNT NUMBER	NO. OF HOURS
107.02	1
920	7
<b>TOTAL</b>	<b>8</b>

**SEBRING GAS SYSTEM, INC.  
EMPLOYEE DAILY REPORT**

**NAME** T CORRELL      **DAY** TUES      **DATE** 6-18-19

TIME	TYPE OF WORK PERFORMED	ACCOUNT NO.
08:00	CHECKED ON ARCADIA PERMIT	107,02
08:30	SYSTEM VALVE	920
09:00		
09:30		
10:00		
10:30		
11:00		
11:30	LUNCH	
12:00		
12:30		
1:00	SYSTEM VALVES	107,02
1:30		920
2:00		
2:30		
3:00		
3:30		
4:00		
4:30		
5:00		
5:30		
6:00		

**RECAP OF HOURS**

ACCOUNT NUMBER	NO. OF HOURS
107,02	1
920	7
<b>TOTAL</b>	<b>8</b>

**SEBRING GAS SYSTEM, INC.  
EMPLOYEE DAILY REPORT**

**NAME** J Correll      **DAY** WED      **DATE** 6-19-19

TIME	TYPE OF WORK PERFORMED	ACCOUNT NO.
08:00	ARCADIA PERMIT	107.02
08:30	SYSTEM VALVES	920
09:00		
09:30		
10:00		
10:30		
11:00		
11:30		
12:00	LUNCH	
12:30		
1:00	ARCADIA PERMIT	107.02
1:30	SYSTEM VALVES	920
2:00		
2:30		
3:00		
3:30		
4:00		
4:30		
5:00		
5:30		
6:00		

**RECAP OF HOURS**

ACCOUNT NUMBER	NO. OF HOURS
107.02	1
902	7
<b>TOTAL</b>	8





SEBRING GAS SYSTEM, INC.  
 DISTRIBUTION RECAP FOR THE WEEK  
7-18-19 TO 7-24-19

EMPLOYEE: J CORRELL

General Description	G/I Number	18 Thurs	19 Fri	20 Sat	21 Sun	22 Mon	23 Tues	24 Wed	Total Hours
Installation Mains, Plastic	376.01								
Installation Services, Plastic	380.01						1		1
Installation Meters	382.00								
Installation Regulators	384.00								
Installation Communication Equipment	397.00								
Supervision of Operations	870.00								
Expense Mains & Services	874.00	RD						3.5	11.5
Expense Meters & Regs	878.00								
Expense Cust. Installation	879.00								
Expense Misc Distribution	880.01								
Expense Training	880.03								
Maintenance Mains	887.00								
Maintenance Gate/ Odorant	891.00								
Maintenance Services	892.00								
Maintenance Meter & Regs.	893.00								
Maintenance Other Equipment	894.00								
Expense Meter Reading	902.00								
Expense Billing	903.00								
Expense General Meeting	920.00 885.00		8			8	6	4.5	26.5
ECCR Res Replace Adv	908.23								
ECCR Cust Ret Adv	908.33								
CWIP-Arcadia	107.02						1		1
Employee Benefits	926.02								
Total Hours For the Week		8	8			8	8	8	40

**SEBRING GAS SYSTEM, INC.  
EMPLOYEE DAILY REPORT**

**NAME** J CORRELL **DAY** TUES **DATE** 7-23-19

TIME	TYPE OF WORK PERFORMED	ACCOUNT NO.
08:00	MADE COPIES OF ARCADIA MAP	107.02
08:30	FOR JERRY	107.02
09:00	CALLED AMERICAN CONSTRUCTION	388 B1
09:30	ARCADIA MAPS	✓
10:00		920
10:30		
11:00		
11:30		
12:00	LUNCH	
12:30		
1:00	ARCADIA MAPS	920
1:30		
2:00		
2:30		
3:00		
3:30		
4:00		
4:30		
5:00		
5:30		
6:00		

**RECAP OF HOURS**

ACCOUNT NUMBER	NO. OF HOURS
107.02	1
388 B1	1
920	6
<b>TOTAL</b>	<b>8</b>

**Arcadia Distribution System**

6hdpe on 70 to 17; 4hdpe on 17 to Knights Inn; 4hdpe on 70 and 17 north

9/4/2019

**Contract Installation Labor**

Qty	Description	unit \$	Cost	Category Totals
40	Welder and Rig	\$ 105.00	\$ 4,200.00	
40	Helper	\$ 40.00	\$ 1,600.00	
120	Labor	\$ 40.00	\$ 4,800.00	
40	Backhoe w/ Operator	\$ 89.00	\$ 3,560.00	
60	Foreman w/ Transportation	\$ 60.00	\$ 3,600.00	
4700	6PE Installation	\$ 17.00	\$ 79,900.00	
29930	4PE Installation	\$ 14.00	\$ 419,020.00	
1100	2PE Installation	\$ 9.00	\$ 9,900.00	
1	Install 3 - 6"; 6 - 4" and 2 - 2" pe valves	\$ 1,343.75	\$ 1,343.75	
1	misc labor	\$ 79,188.56	\$ 79,188.56	

**Total - Contract Labor** \$ 607,112.31

**Engineering / Permitting - Kimley Horn**

Qty	Description	unit \$	Cost
7000	Permit US 17 South	\$ 4.00	\$ 28,000.00
6000	Permit US 17 North	\$ 4.00	\$ 24,000.00

**Total - Engineering and Permitting**

**PPC Charges**

Qty	Description	unit \$	Cost
329	Project Engineering - PPC	\$ 100.00	\$ 32,900.00
89	Project Manager	\$ 1,125.00	\$ 100,125.00
89	Inspection	\$ 891.67	\$ 79,358.33
35730	As-Built survey and GPS	\$ 4.00	\$ 142,920.00
1	Misc expense	\$ 59,095.83	\$ 59,095.83
			\$

**Total - Department Charges** \$ 414,399.17

**Materials**

Qty	Description	unit \$	Cost
4700	6hdpe	\$ 8.19	\$ 38,476.55
29930	4hdpe	\$ 4.05	\$ 121,339.96
1100	2hdpe	\$ 1.16	\$ 1,277.38
3	6hdpe valves w/ boxes	\$ 937.50	\$ 2,812.50
6	4hdpe valves w/ boxes	\$ 487.50	\$ 2,925.00
2	2hdpe valves w/ boxes	\$ 255.00	\$ 510.00
1	Misc hdpe fittings	\$ 6,744.38	\$ 6,744.38
	tax		\$ 186,271.76
	total		\$ 360,357.53

**Services and Meter Installations**

Qty	Description	unit \$	Cost
32	Commercial Meter Installations	\$ 4,500.00	\$ 144,000.00
32	Commercial services	\$ 2,500.00	\$ 80,000.00
1	4" service (Columbia Care)	\$ 14,000.00	\$ 14,000.00
1	FS500 Meter Installation	\$ 97,500.00	\$ 97,500.00
1	2" Service - Desoto Memorial	\$ 8,400.00	\$ 8,400.00
1	rotary meter set	\$ 27,500.00	\$ 27,500.00

total \$ 371,400.00

OH Allocations

**Total for Installation** \$ 1,753,269.00

Arcadia Distribution System

6hdpe on 70 to 17; 4hdpe on 17 to Columbia Care; 4hdpe on 70 and 17 north

9/4/2019

Contract Installation Labor

Qty	Description	unit \$	Cost	Category Totals
40	Welder and Rig	\$ 105.00	\$ 4,200.00	
40	Helper	\$ 40.00	\$ 1,600.00	
120	Labor	\$ 40.00	\$ 4,800.00	
40	Backhoe w/ Operator	\$ 89.00	\$ 3,560.00	
60	Foreman w/ Transportation	\$ 60.00	\$ 3,600.00	
4700	6PE Installation	\$ 17.00	\$ 79,900.00	
33830	4PE Installation	\$ 14.00	\$ 473,620.00	
1100	2PE Installation	\$ 9.00	\$ 9,900.00	
1	Install 3 - 6"; 6 - 4" and 2 - 2" pe valves	\$ 1,343.75	\$ 1,343.75	
1	misc labor	\$ 87,378.56	\$ 87,378.56	
<b>Total - Contract Labor</b>				<b>\$ 669,902.31</b>

Engineering / Permitting - Kimley Horn

Qty	Description	unit \$	Cost
7000	Permit US 17 South	\$ 4.00	\$ 28,000.00
6000	Permit US 17 North	\$ 4.00	\$ 24,000.00
<b>Total - Engineering and Permitting</b>			

PPC Charges

Qty	Description	unit \$	Cost
365	Project Engineering - PPC	\$ 100.00	\$ 36,500.00
99	Project Manager	\$ 1,125.00	\$ 111,375.00
99	Inspection	\$ 891.67	\$ 88,275.00
39630	As-Built survey and GPS	\$ 4.00	\$ 158,520.00
1	Misc expense	\$ 65,037.50	\$ 65,037.50
<b>Total - Department Charges</b>			

Materials

Qty	Description	unit \$	Cost
4700	6hdpe	\$ 8.19	\$ 38,476.55
33830	4hdpe	\$ 4.05	\$ 137,151.05
1100	2hdpe	\$ 1.16	\$ 1,277.38
3	6hdpe valves w/ boxes	\$ 937.50	\$ 2,812.50
6	4hdpe valves w/ boxes	\$ 487.50	\$ 2,925.00
2	2hdpe valves w/ boxes	\$ 255.00	\$ 510.00
1	Misc hdpe fittings	\$ 7,475.63	\$ 7,475.63
	tax		\$ 203,972.07
<b>total</b>			

Services and Meter Installations

Qty	Description	unit \$	Cost
32	Commercial Meter Installations	\$ 4,500.00	\$ 144,000.00
32	Commercial services	\$ 2,500.00	\$ 80,000.00
1	4" service (Columbia Care)	\$ 14,000.00	\$ 14,000.00
1	FS500 Meter Installation	\$ 97,500.00	\$ 97,500.00
1	2" Service - Desolo Memorial	\$ 8,400.00	\$ 8,400.00
1	rotary meter set	\$ 27,500.00	\$ 27,500.00
<b>total</b>			

OH Allocations

**Total for Installation \$ 1,895,609.98**