

Check appropriate box:

Original signed form

Conformed copy

RECEIVED
FLORIDA POSTAL SERVICE
COMMISSION

92 APR 30 PM 1:35

AUDITING &
FINANCIAL ANALYSIS DIV

Form Approved
OMB No. 1902-0028
(Expires 8/31/93)



FERC FORM NO. 2: ANNUAL REPORT OF MAJOR NATURAL GAS COMPANIES

This report is mandatory under the Natural Gas Act, Sections 10(a) and 16, and 18 CFR 280.1. Failure to report may result in criminal fines, civil penalties and other sanctions as provided by law. The Federal Energy Regulatory Commission does not consider this report to be of a confidential nature.

Exact Legal Name of Respondent (Company)

CITY GAS COMPANY OF FLORIDA

Year of Report

Dec. 31, 1991

TO: TIMOTHY J. DEVLIN, DIRECTOR
DIVISION OF AUDITING AND FINANCIAL ANALYSIS
FLORIDA PUBLIC SERVICE COMMISSION
101 EAST GAINES STREET
TALLAHASSEE, FLORIDA 32399-0850

We represent to the best of our knowledge and belief that our annual report for the year ended December 31, 1991, as filed pursuant to Commission rule, is in substantial compliance with the following except as noted in the report or as separately explained herein:

1. Uniform system of accounts prescribed by the Commission.
2. Applicable rules and orders of the Commission.
3. Commission approved guidelines for inter/intra company allocations, if any.
4. Any communications from regulatory agencies concerning noncompliance with or deficiencies in financial reporting practices.
5. Reporting requirements for related party transactions and related accounts receivable or payable, including sales, purchases, loans, transfers, leasing arrangements and guarantees.

We are aware that Section 837.06, Florida Statutes provides:

Whoever knowingly makes a false statement in writing with the intent to mislead a public servant in the performance of his official duty shall be guilty of a misdemeanor of the second degree, punishable as provided in s. 775.082, s. 775.083, or s. 775.084.

Jack Langer
President and CEO
(Name and Title of Chief
Executive Officer)


(Signature)

4/29/92
(Date)

J. A. Wutzler
Vice President and CFO
(Name and Title of Chief
Financial Officer)


(Signature)

4/29/92
(Date)

EXECUTIVE SUMMARY

Supplement to Annual Report

of

City Gas Company of Florida
Company Name

For the Year

1991

TABLE OF CONTENTS

		<u>Page</u>
PART I	Telephone Numbers	2
	A. Corporate	
	B. Officers	
	C. Directors	
PART II	Company Profile	3
	A. Brief Company History	
	B. Operating Territory	
	C. Major Goals and Objectives	
	D. Major Operating Divisions and Functions	
	E. Affiliates and Relationships	
	F. Current and Projected Growth Patterns	
PART III	Corporate Records	4
	A. Location	
	B. Description	
	C. Audit Groups Reviewing Records and Operations	
PART IV	Parent/Affiliate Organizational Charts	5
PART V	Liaison Personnel Directory	
	A. List	6
	B. Organizational Chart	7

PART I - TELEPHONE NUMBERS

A. Company's Universal Telephone Number: (305) 691-8710

B. Direct Telephone Numbers for Each:

Same as above

<u>Officer(s)</u>		
<u>Name</u>	<u>Title</u>	<u>Extension</u>
1. Jack Langer	President & CEO	155
2. Alice M. Harris	Executive Vice President, Asst Secretary	152
3. David Langer	Senior Vice President	153
4. J.A. Wutzler	Vice President & CFO	145
5. Richard Wall	Vice President & General Manager/Operations	160

C. Direct Telephone Numbers For Each:

<u>Director(s)</u>		
<u>Name</u>	<u>Title</u>	<u>Extension</u>
1. Jack Langer	President & CEO	155
2. David Langer	Senior Vice President	154
3. John Kean	Director	154
4. William Allen	Director	154
5. Peter Bermont	Director	154
6. John Kean, Jr.	Director	154
7. Robert Kenney	Director	154

PART II - COMPANY PROFILE

A. Brief Company History

City Gas Company of Florida was incorporated 4/2/49 as a propane distributor headquartered in Hialeah, Florida, using underground pipelines. Starting in the late fifties, City Gas acquired a number of LP gas companies in Dade, Broward, and Brevard Counties. In 1960, natural gas became available, and the existing underground pipeline systems were converted from LP to natural gas. Upon the conversion to natural gas, the Company became regulated under the Florida Public Service Commission. In 1964, City Gas was listed on the American Stock Exchange. In July, 1988, the Company merged with NUI Corporation of New Jersey, and became a division of Elizabethtown Gas Company, a wholly-owned subsidiary of NUI Corporation. City Gas continues to operate under its same name and same management as the "Florida Division" of Elizabethtown Gas Company. In February, 1991, the Company acquired the distribution assets of Miller Gas Company, which became part of the Miami Division. At the same time, the Company acquired the distribution assets of Consolidated Gas, a propane company, whose customers were converted to natural gas in January, 1992. City Gas is the second largest natural gas utility in Florida.

B. Operating Territory

City Gas has two divisions, the "Miami Division" in Dade and Broward Counties, and the "Brevard Division" in Brevard County. The service area of the Miami Division embraces an area beginning with and including Lake Forest, Pembroke Park and Miramar in Broward County on the north, and extends southward into Dade County through and including Opa Locka, Hialeah, Hialeah Gardens, Medley, Miami Springs, Miami International Airport, Virginia Gardens, the City of Miami west of 27th Avenue, Coral Gables, West Miami, South Miami, and continuing further southward past Cutler Ridge. In addition, areas contiguous to these communities are served throughout both counties. Parts of North Miami and North Miami Beach are also served as isolated systems.

The service area of the Brevard Division is Brevard County. This area includes the principal municipalities of Titusville, Merritt Island, Cape Canaveral, Cocoa, Cocoa Beach, Satellite Beach, Rockledge, Melbourne, West Melbourne, Indian Harbour Beach, Palm Bay and contiguous areas in the County.

Statewide, the Company services over 88,000 customers. City Gas has natural gas franchises in the following cities:

Dade County:	Hialeah, Coral Gables, South Miami, West Miami, Miami Springs, Opa Locka, Miami (partial), Virginia Gardens, Medley, Hialeah Gardens, North Miami(partial), North Miami Beach(partial) and Sweetwater.
Broward County:	Miramar
Brevard County:	Rockledge, Cocoa, Cocoa Beach, Titusville, Melbourne, West Melbourne, Cape Canaveral, Indian Harbour Beach, Palm Shores, Palm Bay, and Satellite Beach.

PART II - COMPANY PROFILE (Continued)

C. Major Goals and Objectives

City Gas recognizes responsibilities to its employees, its investors, its community, and its government. Its primary objective is to serve these distinct groups to the best of its ability.

Employees: To provide job opportunities, with pay and benefits consistent with those in the area; and to provide appropriate incentives to attract and retain good employees.

Investors: To achieve our allowable return on investment, to achieve consistent growth in earnings through steady customer growth.

Community: To provide continuous service based on professional standards at a reasonable cost, and to provide for expansion of facilities as needed.

Government: Compliance with all laws and regulations, including proper and timely reporting as required, and payment of taxes. The Company also accepts a responsibility in assisting government at all levels in recognizing new developments as well as the need for improvements in the law.

D. Major Operating Divisions and Functions

City Gas has two major divisions as explained in B above; the Miami Division and the Brevard Division. The primary function of each Division is natural gas distribution. In addition, each Division is engaged in appliance leasing and merchandising and jobbing, all for the purpose of adding or retaining natural gas load.

E. Affiliates and Relationships

As explained in A above, City Gas is the Florida Division of Elizabethtown Gas Company, a wholly-owned subsidiary of NUI Corporation in New Jersey (NUI - NYSE).

The only subsidiary in the Florida Division at present is a wholly-owned subsidiary, Essel Corporation, in Dade County.

F. Current and Projected Growth Patterns

	<u>Changes from previous year (%)</u>		
	<u>Total</u>	<u>Therm</u>	<u>Gross</u>
Actual:	<u>customers</u>	<u>sales</u>	<u>plant</u>
1987	1.5	5.7	6.4
1988	1.5	0.4	5.2
1989	1.5	(0.6)	7.8
1990	2.0	(2.9)	6.4
1991	7.1	7.9	20.0
1992 (Projected)	2.5	22.5	21.0
1993 (")	2.5	7.1	23.1

PART III - CORPORATE RECORDS

A. Location:

955 East 25th Street
Hialeah, Florida 33013-3498

B. Description:

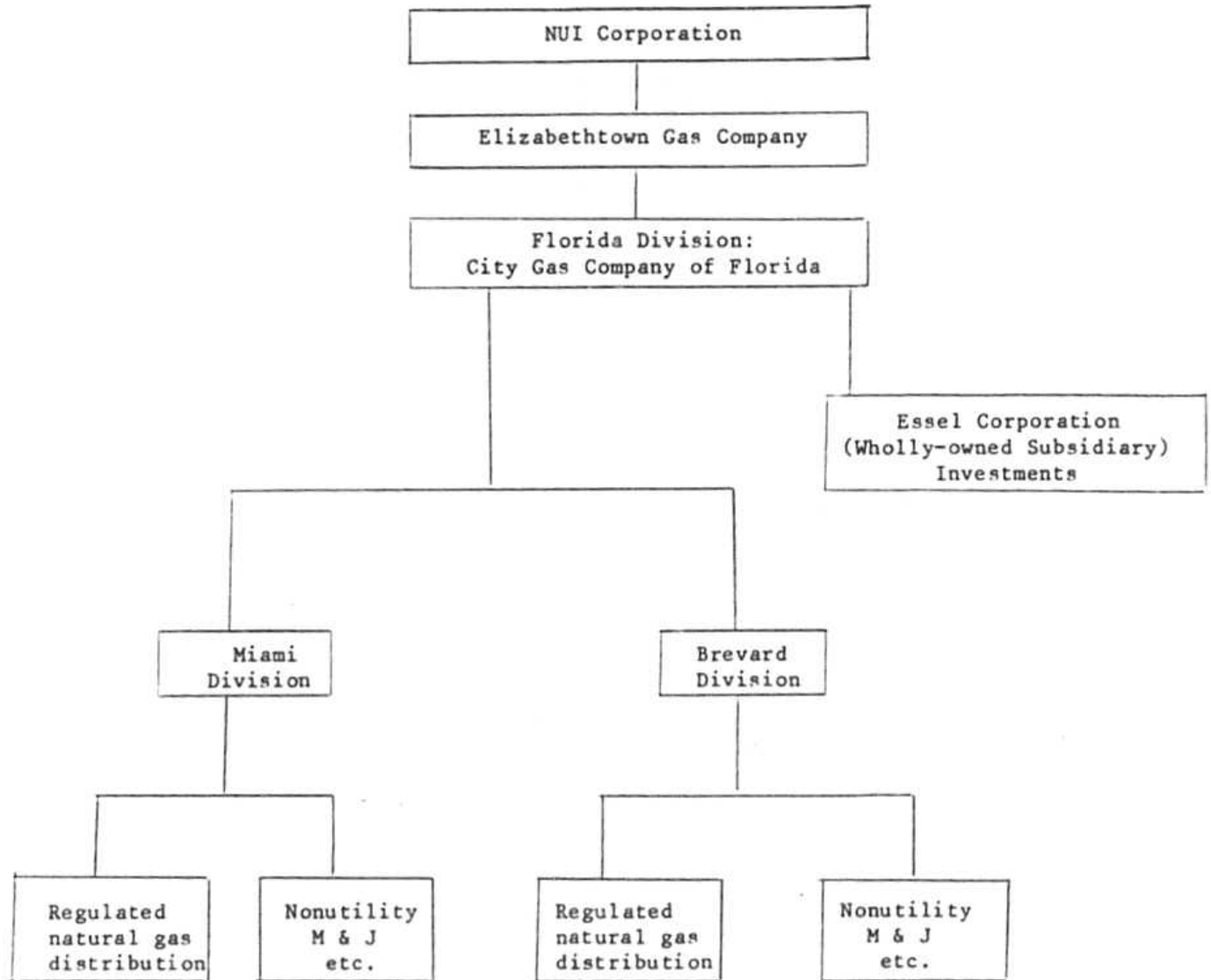
General and subsidiary ledgers, and all corporate records as required by FPSC records retention requirements.

C. List Audit Groups Reviewing Records and Operations:

Florida Public Service Commission staff
Arthur Andersen & Co. - Independent CPA

PART IV - PARENT/AFFILIATE ORGANIZATIONAL CHART

Current as of : 4/30/92



A. List

PART V - LIAISON PERSONNEL DIRECTORY (4) B

Name of Company Representative(1) (2)	Title or Position	Organizational Unit(3) Title (Dept./Div./Etc.)	Name of Immediate Supervisor	State Usual Purpose for Contact with the PPSC	Name of Person Department most often contacted
Jack Langer	President & CEO	Executive Office		Administrative and General	General Staff
David Langer	Sr. VP	"	Jack Langer	"	"
Alice M. Harris	Exec. VP	"	"	"	"
Jerry A. Wutzler	VP & CFO	Finance	Alice M. Harris	Accounting and financial reporting, rate cases	J. McCormick Wayne Makin C. Bulecza-Banks
Richard Wall	VP-GenMgr/ Operations	Operations, Miami Division	Alice M. Harris	Engineering, Safety	Owen Bowser E. Mills
M. Randall Harris	GenMgr/ Brev. Div	Administration Brevard Division	David Langer	Customer relations	Michael Dymek Shirley A. Stokes
Peter Solis	Office Mgr.	Customer Accounts Miami Division	Alice M. Harris	Customer relations	Michael Dymek Shirley A. Stokes
William G. Starrick	Dist.Supt.	Operations, Brevard Division	M. Randall Harris	Engineering, Safety	E. Mills Roger Fletcher
Lee Willis, Esq.	Legal Counsel	Ausley Law Firm		Legal	General Staff
James Beasley, Esq.	"	" (904) 224-9115		"	"

(1) Also list appropriate legal counsels, and others who may not be on the general payroll.

(2) Please provide individual telephone numbers if the person cannot be reached through the Company's operator.

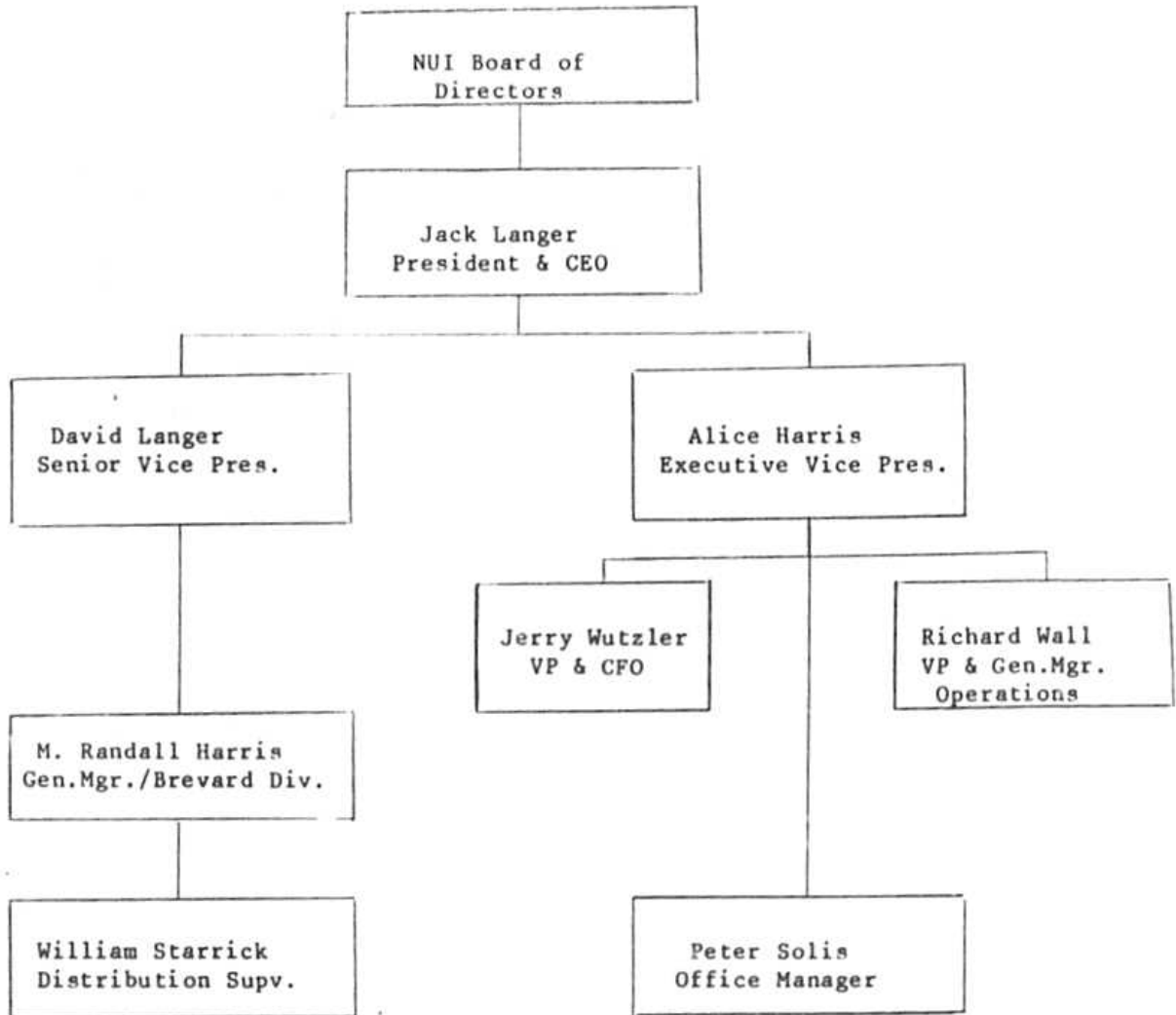
(3) Please provide appropriate organizational charts for all persons listed within the Company.

(4) Defines as personal visits or telephone calls as a result of routine recurring interface, rate cases, or audits.

PART V - LIAISON PERSONNEL

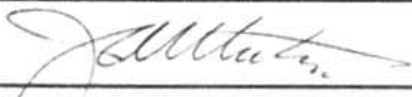
B. Organizational Chart*

Current as of : 4/30/92



For reporting chain for all personnel listed on page 7.

**FERC FORM NO. 2:
ANNUAL REPORT OF MAJOR NATURAL GAS COMPANIES**

IDENTIFICATION		
01 Exact Legal Name of Respondent City Gas Company of Florida, Division of Elizabethtown Gas Company		02 Year of Report Dec. 31, 19 <u>91</u>
03 Previous Name and Date of Change (If name changed during year)		
04 Address of Principal Office at End of Year (Street, City, State, Zip Code) 955 East 25 Street, Hialeah, FL 33013-3498		
05 Name of Contact Person J. A. Wutzler	06 Title of Contact Person Vice President and CFO	
07 Address of Contact Person (Street, City, State, Zip Code) Same as item 4		
08 Telephone of Contact Person, Including Area Code (305) 691-8710, Ext. 145	09 This Report Is (1) <input checked="" type="checkbox"/> An Original (2) <input type="checkbox"/> A Resubmission	10 Date of Report (Mo, Da, Yr) 12-31-91
ATTESTATION		
The undersigned officer certifies that he/she has examined the accompanying report; that to the best of his/her knowledge, information, and belief, all statements of fact contained in the accompanying report are true and the accompanying report is a correct statement of the business and affairs of the above named respondent in respect to each and every matter set forth therein during the period from and including January 1 to and including December 31 of the year of the report.		
01 Name J. A. Wutzler	02 Title Vice President and CFO	
03 Signature 		04 Date Signed (Mo, Day, Yr) 1/29/92
Title 18, U.S.C. 1001, makes it a crime for any person knowingly and willingly to make to any Agency or Department of the United States any false, fictitious or fraudulent statements as to any matter within its jurisdiction.		

Name of Respondent City Gas Company of Florida	This Report Is: (1) <input checked="" type="checkbox"/> An Original (2) <input type="checkbox"/> A Resubmission	Date of Report (Mo, Da, Yr)	Year of Report Dec. 31, 1991
LIST OF SCHEDULES (Natural Gas Company)			
Enter in column (d) the terms "none," "not applicable," or "NA," as appropriate, where no information or amounts have been reported		for certain pages. Omit pages where the responses are "none," "not applicable," or "NA."	
Title of Schedule (a)	Reference Page No. (b)	Date Revised (c)	Remarks (d)
GENERAL CORPORATE INFORMATION AND FINANCIAL STATEMENTS			
General Information	101	Ed. 12-87	
Control Over Respondent	102	Ed. 12-87	
Corporations Controlled by Respondent	103	Ed. 12-87	
Officers	104	Ed. 12-87	
Directors	105	Ed. 12-88	
Security Holders and Voting Powers	106-107	Ed. 12-87	
Important Changes During the Year	108-109	Ed. 12-87	
Comparative Balance Sheet	110-113	Ed. 12-89	
Statement of Income for the Year	114-117	Ed. 12-89	
Statement of Retained Earnings for the Year	118-119	Ed. 12-88	
Statement of Cash Flows	120-121	Ed. 12-89	
Notes to Financial Statements	122-123	Ed. 12-88	
BALANCE SHEET SUPPORTING SCHEDULES (Assets and Other Debits)			
Summary of Utility Plant and Accumulated Provisions for Depreciation, Amortization, and Depletion	200-201	Ed. 12-89	
Gas Plant in Service	204-209	Ed. 12-89	
Gas Plant Leased to Others	213	Ed. 12-88	N/A
Gas Plant Held for Future Use	214	Ed. 12-89	N/A
Production Properties Held for Future Use	215	Ed. 12-89	None
Construction Work in Progress—Gas	216	Ed. 12-87	
Construction Overheads—Gas	217	Ed. 12-87	
General Description of Construction Overhead Procedure	218	Ed. 12-88	
Accumulated Provision for Depreciation of Gas Utility Plant	219	Ed. 12-87	
Gas Stored	220	Ed. 12-87	N/A
Nonutility Property	221	Ed. 12-88	
Accumulated Provision for Depreciation and Amortization of Nonutility Property	221	Ed. 12-87	
Investments	222-223	Ed. 12-86	
Investments in Subsidiary Companies	224-225	Ed. 12-89	
Gas Prepayments Under Purchase Agreements	226-227	Ed. 12-88	None
Advances for Gas Prior to Initial Deliveries or Commission Certification Prepayments	229	Ed. 12-87	None
Extraordinary Property Losses	230	Ed. 12-88	None
Unrecovered Plant and Regulatory Study Costs	230	Ed. 12-88	None
Preliminary Survey and Investigation Charges	231	Ed. 12-88	None
Miscellaneous Deferred Debits	233	Ed. 12-89	
Accumulated Deferred Income Taxes (Account 190)	234-235	Ed. 12-89	
BALANCE SHEET SUPPORTING SCHEDULES (Liabilities and Other Credits)			
Capital Stock	250-251	Ed. 12-89	
Capital Stock Subscribed, Capital Stock Liability for Conversion Premium on Capital Stock, and Installments Received on Capital Stock ..	252	Ed. 12-86	

Name of Respondent	This Report Is:	Date of Report (Mo, Da, Yr)	Year of Report
City Gas Company of Florida	(1) <input checked="" type="checkbox"/> An Original (2) <input type="checkbox"/> A Resubmission		Dec. 31, 1991
LIST OF SCHEDULES (Natural Gas Company) (Continued)			
Title of Schedule (a)	Reference Page No. (b)	Date Revised (c)	Remarks (d)
BALANCE SHEET SUPPORTING SCHEDULES (Liabilities and Other Credits) (Continued)			
Other Paid-in Capital	253	Ed. 12-86	
Discount on Capital Stock	254	Ed. 12-86	None
Capital Stock Expense	254	Ed. 12-86	None
Securities issued or Assumed and Securities Refunded or Retired During the Year	255	Ed. 12-86	
Long-Term Debt	256-257	Ed. 12-89	
Unamortized Debt Exp., Premium and Discount on Long-Term Debt ..	258-259	Ed. 12-88	
Unamortized Loss and Gain on Reacquired Debt	260	Ed. 12-86	None
Reconciliation of Reported Net Income with Taxable Income for Federal Income Taxes	261	Ed. 12-88	
Taxes Accrued, Prepaid and Charged During Year	262-263	Ed. 12-88	
Investment Tax Credits Generated and Utilized	264-265	Ed. 12-88	
Accumulated Deferred Investment Tax Credits	266-267	Ed. 12-89	
Miscellaneous Current and Accrued Liabilities	268	Ed. 12-86	
Other Deferred Credits	269	Ed. 12-88	None
Undelivered Gas Obligations Under Sales Agreements	270-271	Ed. 12-89	None
Accumulated Deferred Income Taxes—Accelerated Amortization Property .	272-273	Ed. 12-89	
Accumulated Deferred Income Taxes—Other Property	274-275	Ed. 12-89	
Accumulated Deferred Income Taxes—Other	276-277	Ed. 12-89	
INCOME ACCOUNT SUPPORTING SCHEDULES			
Gas Operating Revenues	300-301	Ed. 12-89	
Distribution Type Sales by States	302-303	Ed. 12-88	N/A
Residential and Commercial Space Heating Customers	305	Ed. 12-88	
Interruptible, Off Peak, and Firm Sales to Distribution System Industrial Customers	305	Ed. 12-88	
Field and Main Line Industrial Sales of Natural Gas	306-309	Ed. 12-89	N/A
Sales for Resale—Natural Gas	310-311	Ed. 12-88	N/A
Revenue from Transportation of Gas of Others—Natural Gas	312-313	Rev. 12-88	N/A
Sales of Products Extracted from Natural Gas	315	Ed. 12-86	None
Revenues from Natural Gas Processed by Others	315	Ed. 12-86	None
Gas Operation and Maintenance Expenses	320-325	Ed. 12-89	
Number of Gas Department Employees	325	Ed. 12-88	
Exploration and Development Expenses	326	Ed. 12-87	None
Abandoned Leases	326	Ed. 12-87	None
Gas Purchases	327	Ed. 12-89	
Exchange Gas Transactions	328-330	Rev. 12-88	None
Gas Used in Utility Operations—Credit	331	Ed. 12-88	
Transmission and Compression of Gas by Others	332-333	Ed. 12-86	N/A
Other Gas Supply Expenses	334	Ed. 12-87	
Miscellaneous General Expenses—Gas	335	Ed. 12-86	
Depreciation, Depletion, and Amortization of Gas Plant	336-338	Ed. 12-88	
Income from Utility Plant Leased to Others	339	Ed. 12-86	None
Particulars Concerning Certain Income Deduction and Interest Charges Accounts	340	Ed. 12-86	

Name of Respondent City Gas Company of Florida	This Report Is: (1) <input checked="" type="checkbox"/> An Original (2) <input type="checkbox"/> A Resubmission	Date of Report (Mo, Da, Yr)	Year of Report Dec. 31, 19 <u>91</u>
---------------------------------------------------	-----------------------------------------------------------------------------------------------------------------------	--------------------------------	-----------------------------------------

LIST OF SCHEDULES (Natural Gas Company) Continued

Title of Schedule (a)	Reference Page No. (b)	Date Revised (c)	Remarks (d)
COMMON SECTION			
Regulatory Commission Expenses	350-351	Ed. 12-89	None
Research, Development and Demonstration Activities	352-353	Ed. 12-89	
Distribution of Salaries and Wages	354-355	Ed. 12-88	
Charges for Outside Professional and Other Consultative Services	357	Ed. 12-87	
GAS PLANT STATISTICAL DATA			
Natural Gas Reserves and Land Acreage	500-501	Ed. 12-89	N/A
Changes in Estimated Natural Gas Reserves	503	Ed. 12-88	N/A
Changes in Est. Hydrocarbon Reserves and Costs, and Net Realizable Value	504-505	Ed. 12-88	N/A
Natural Gas Production and Gathering Statistics	506	Ed. 12-88	N/A
Products Extraction Operations—Natural Gas	507	Ed. 12-88	N/A
Compressor Stations	508-509	Ed. 12-86	N/A
Gas and Oil Wells	510	Ed. 12-87	N/A
Field and Storage Lines	511	Ed. 12-87	N/A
Gas Storage Projects	512-513	Ed. 12-91	N/A
Transmission Lines	514	Ed. 12-87	N/A
Liquefied Petroleum Gas Operations	516-517	Ed. 12-86	N/A
Transmission System Peak Deliveries	518	Ed. 12-88	A & B
Auxiliary Peaking Facilities	519	Ed. 12-86	None
Gas Account—Natural Gas	520-521	Ed. 12-91	
System Map	522	Ed. 12-86	
Footnote Data	551		
Stockholders' Reports (check appropriate box)	—		
<input type="checkbox"/> Four copies will be submitted. <input type="checkbox"/> No annual report to stockholders is prepared.			

GENERAL INFORMATION

1. Provide name and title of officer having custody of the general corporate books of account and address of office where the general corporate books are kept, and address of office where any other corporate books of account are kept, if different from that where the general corporate books are kept.

J. A. Wutzler, Vice President and CFO
955 East 25 Street
Hialeah, FL 33013-3498

2. Provide the name of the State under the laws of which respondent is incorporated, and date of incorporation. If incorporated under a special law, give reference to such law. If not incorporated, state that fact and give the type of organization and the date organized.

State: New Jersey

Date: February 19, 1855

3. If at any time during the year the property of respondent was held by a receiver or trustee, give (a) name of receiver or trustee, (b) date such receiver or trustee took possession, (c) the authority by which the receivership or trusteeship was created, and (d) date when possession by receiver or trustee ceased.

N/A

4. State the classes of utility and other services furnished by respondent during the year in each State in which the respondent operated.

Distribution of natural gas.

5. Have you engaged as the principal accountant to audit your financial statements an accountant who is not the principal accountant for your previous year's certified financial statements?

(1) Yes... Enter the date when such independent accountant was initially engaged: _____
(2) No

Name
City

tru
dir
trc
in

of
c

Name of Respondent City Gas Company of Florida	This Report Is: (1) <input checked="" type="checkbox"/> An Original (2) <input type="checkbox"/> A Resubmission	Date of Report (Mo, Da, Yr)	Year of Report Dec. 31, 19 <u>91</u>
---------------------------------------------------	-----------------------------------------------------------------------------------------------------------------------	--------------------------------	-----------------------------------------

CONTROL OVER RESPONDENT

1. If any corporation, business trust, or similar organization or combination of such organizations jointly held control over the respondent at end of year, state name of controlling corporation or organization, manner in which control was held, and extent of control. If control was in a holding company organization, show the chain of ownership or control to the main parent company or organization. If control was held by a trustee(s), state

name of trustee(s), name of beneficiary or beneficiaries for whom trust was maintained, and purpose of the trust.

2. If the above required information is available from the SEC 10-K Report Form filing, a specific reference to the report form (i.e. year and company title) may be listed provided the fiscal years for both the 10-K report and this report are compatible.

City Gas Company of Florida is the Florida Division of Elizabethtown Gas Company of Union, New Jersey, which is wholly-owned by NUI Corporation of Bedminster, New Jersey (NUI-NYSE).

Name of Respondent City Gas Company of Florida	This Report Is: (1) <input checked="" type="checkbox"/> An Original (2) <input type="checkbox"/> A Resubmission	Date of Report (Mo, Da, Yr)	Year of Report Dec. 31, 1991
---------------------------------------------------	-----------------------------------------------------------------------------------------------------------------------	--------------------------------	---------------------------------

CORPORATIONS CONTROLLED BY RESPONDENT

1. Report below the names of all corporations, business trusts, and similar organizations, controlled directly or indirectly by respondent at any time during the year. If control ceased prior to end of year, give particulars (details) in a footnote.

2. If control was by other means than a direct holding of voting rights, state in a footnote the manner in which control was held, naming any intermediaries involved.

3. If control was held jointly with one or more other interests, state the fact in a footnote and name the other interests.

4. If the above required information is available from the SEC 10-K Report Form filing, a specific reference to the report form (i.e. year and company title) may be listed in column (a) provided the fiscal years for both the 10-K report and this report are compatible.

DEFINITIONS

1. See the Uniform System of Accounts for a definition of control.

2. Direct control is that which is exercised without interposition of an intermediary.

3. Indirect control is that which is exercised by the interposition of an intermediary which exercises direct control.

4. Joint control is that in which neither interest can effectively control or direct action without the consent

of the other, as where the voting control is equally divided between two holders, or each party holds a veto power over the other. Joint control may exist by mutual agreement or understanding between two or more parties who together have control within the meaning of the definition of control in the Uniform System of Accounts, regardless of the relative voting rights of each party.

Name of Company Controlled (a)	Kind of Business (b)	Percent Voting Stock Owned (c)	Footnote Ref. (d)
Essel Corporation	Investments	100%	

Name of Respondent City Gas Company of Florida	This Report Is: (1) <input checked="" type="checkbox"/> An Original (2) <input type="checkbox"/> A Resubmission	Date of Report (Mo, Da, Yr) Dec. 31, 1991	Year of Report Dec. 31, 1991
---------------------------------------------------	-----------------------------------------------------------------------------------------------------------------------	-------------------------------------------------	---------------------------------

OFFICERS

1. Report below the name, title and salary for each executive officer whose salary is \$50,000 or more. An "executive officer" of a respondent includes its president, secretary, treasurer, and vice president in charge of a principal business unit, division or function (such as sales, administration or finance), and any other person who performs similar policy-making functions.

2. If a change was made during the year in the incumbent of any position, show name and total remuneration of the previous incumbent, and date the change in incumbency was made.

3. Utilities which are required to file the same data with the Securities and Exchange Commission, may substitute a copy of item 4 of Regulation S-K (identified as this page). The substituted page(s) should be the same size as this page.

Line No.	Title (a)	Name of Officer (b)	Salary for Year (c)
1	Chairman of the Board and CEO	S. W. Langer(1)	92,759
2	President and CEO	Jack Langer	193,731
3	Executive Vice President	Alice Harris	102,308
4	Senior Vice President	David Langer	75,000
5	Vice President and CFO	J. A. Wutzler	75,808
6			
7			
8			
9			
10	(1) Deceased 1/4/91		
11			
12			
13			
14			
15			
16			
17			
18			
19			
20			
21			
22			
23			
24			
25			
26			
27			
28			
29			
30			
31			
32			
33			
34			
35			
36			
37			
38			
39			
40			
41			
42			
43			
44			

Name of Respondent City Gas Company of Florida	This Report is: (1) <input checked="" type="checkbox"/> An Original (2) <input type="checkbox"/> A Resubmission	Date of Report (Mo, Da, Yr)	Year of Report Dec. 31, 1991
---------------------------------------------------	-----------------------------------------------------------------------------------------------------------------------	--------------------------------	---------------------------------

DIRECTORS

1. Report below the information called for concerning each director of the respondent who held office at any time during the year. Include in column (a), abbreviated titles of the directors who are officers of the respondent.

2. Designate members of the Executive Committee by an asterisk and the Chairman of the Executive Committee by a double asterisk.

Name (and Title) of Director (a)	Principal Business Address (b)	No. of Directors Meetings During Yr. (c)	Fees During Year (d)
John Kean, President and CEO NUI Corporation	955 E. 25 Street, Hialeah, FL 33013-3498	6	0
John Kean Jr., Exec. Vice President and CFO NUI Corporation	" " "	5	0
Fred Sullivan, President (1) Elizabethtown Gas	" " "	3	0
Robert P. Kenney, President Elizabethtown Gas	" " "	1	0
Jack Langer, President and CEO	" " "	6	0
David Langer, Sr. Vice President	" " "	4	0
William Allen	" " "	4	1,900.00
Peter Bermont	" " "	5	2,450.00

(1) Retired in Late 1991

Name of Respondent City Gas Company of Florida	This Report Is: (1) <input checked="" type="checkbox"/> An Original (2) <input type="checkbox"/> A Resubmission	Date of Report (Mo, Da, Yr)	Year of Report Dec. 31, 19 <u>91</u>
---------------------------------------------------	-----------------------------------------------------------------------------------------------------------------------	--------------------------------	-----------------------------------------

SECURITY HOLDERS AND VOTING POWERS

1. Give the names and addresses of the 10 security holders of the respondent who, at the date of the latest closing of the stock book or compilation of list of stockholders of the respondent, prior to the end of the year, had the highest voting powers in the respondent, and state the number of votes which each would have had the right to cast on that date if a meeting were then in order. If any such holder held in trust, give in a footnote the known particulars of the trust (whether voting trust, etc.), duration of trust, and principal holders of beneficiary interests in the trust. If the stock book was not closed or a list of stockholders was not compiled within one year prior to the end of the year, or if since the previous compilation of a list of stockholders, some other class of security has become vested with voting rights, then show such 10 security holders as of the close of the year. Arrange the names of the security holders in the order of voting power, commencing with the highest. Show in column (a) the titles of officers and directors included in such list of 10 security holders.

2. If any security other than stock carries voting rights, explain in a supplemental statement the circumstances

whereby such security became vested with voting rights and give other important particulars (details) concerning the voting rights of such security. State whether voting rights are actual or contingent; if contingent, describe the contingency.

3. If any class or issue of security has any special privileges in the election of directors, trustees or managers, or in the determination of corporate action by any method, explain briefly in a footnote.

4. Furnish particulars (details) concerning any options, warrants, or rights outstanding at the end of the year for others to purchase securities of the respondent or any securities or other assets owned by the respondent, including prices, expiration dates, and other material information relating to exercise of the options, warrants, or rights. Specify the amount of such securities or assets so entitled to be purchased by any officer, director, associated company, or any of the ten largest security holders. This instruction is inapplicable to convertible securities or to any securities substantially all of which are outstanding in the hands of the general public where the options, warrants, or rights were issued on a prorata basis.

1. Give date of the latest closing of the stock book prior to end of year, and state the purpose of such closing:	2. State the total number of votes cast at the latest general meeting prior to the end of year for election of directors of the respondent and number of such votes cast by proxy Total: By proxy:	3. Give the date and place of such meeting:
-------------------------------------------------------------------------------------------------------------------	----------------------------------------------------------------------------------------------------------------------------------------------------------------------------------------------------------	---------------------------------------------

Line No.	Name (Title) and Address of Security Holder (a)	VOTING SECURITIES Number of votes as of (date):			
		Total Votes (b)	Common Stock (c)	Preferred Stock (d)	Other (e)
4	TOTAL votes of all voting securities				
5	TOTAL number of security holders				
6	TOTAL votes of security holders listed below				
7					
8					
9					
10					
11					
12					
13					
14					
15					
16					
17					
18					
19					
20					
21					
22					
23					
24					
25					
26					

City Gas Company of Florida is a division of
 Elizabethtown Gas Company, of which all shares
 issued and outstanding are owned by NUI Corporation (NYSE).

Name of Respondent City Gas Company of Florida	This Report Is: (1) <input checked="" type="checkbox"/> An Original (2) <input type="checkbox"/> A Resubmission	Date of Report (Mo, Da, Yr)	Year of Report Dec. 31, 19 <u>91</u>
---------------------------------------------------	-----------------------------------------------------------------------------------------------------------------------	--------------------------------	-----------------------------------------

SECURITY HOLDERS AND VOTING POWERS (Continued)

Line No.	Name (Title) and Address of Security Holder (a)	Total Votes (b)	Common Stock (c)	Preferred Stock (d)	Other (e)
27					
28					
29					
30					
31					
32					
33					
34					
35					
36					
37					
38					
39					
40					
41					
42					
43					
44					
45					
46					
47					
48					
49					
50					
51					
52					
53					
54					
55					
56					
57					
58					
59					
60					
61					
62					
63					
64					
65					
66					
67					
68					
69					
70					
71					
72					
73					
74					
75					
76					
77					
78					
79					
80					

Name of Respondent City Gas Company of Florida	This Report Is: (1) <input checked="" type="checkbox"/> An Original (2) <input type="checkbox"/> A Resubmission	Date of Report (Mo, Da, Yr)	Year of Report Dec. 31, 1991
---------------------------------------------------	-----------------------------------------------------------------------------------------------------------------------	--------------------------------	---------------------------------

IMPORTANT CHANGES DURING THE YEAR

Give particulars (details) concerning the matters indicated below. Make the statements explicit and precise, and number them in accordance with the inquiries. Each inquiry should be answered. Enter "none" or "not applicable" where applicable. If information which answers an inquiry is given elsewhere in the report, make a reference to the schedule in which it appears.

1. Changes in and important additions to franchise rights: Describe the actual consideration given therefor and state from whom the franchise rights were acquired. If acquired without the payment of consideration, state that fact.

2. Acquisition of ownership in other companies by reorganization, merger, or consolidation with other companies: Give names of companies involved, particulars concerning the transactions, name of the Commission authorizing the transaction, and reference to Commission authorization.

3. Purchase or sale of an operating unit or system: Give a brief description of the property, and of the transactions relating thereto, and reference to Commission authorization, if any was required. Give date journal entries called for by the Uniform System of Accounts were submitted to the Commission.

4. Important leaseholds (other than leaseholds for natural gas lands) that have been acquired or given, assigned or surrendered: Give effective dates, lengths of terms, names of parties, rents, and other conditions. State name of Commission authorizing lease and give reference to such authorization.

5. Important extension or reduction of transmission or distribution system: State territory added or relinquished and date operations began or ceased and give reference to Commission authorization, if any was required. State also the approximate number of customers added or lost and approximate annual revenues of each class of service. Each natural gas company must also state major new continuing sources

of gas made available to it from purchases, development, purchase contract or otherwise, giving location and approximate total gas volumes available, period of contracts, and other parties to any such arrangements etc.

6. Obligations incurred or assumed by respondent as guarantor for the performance by another of any agreement or obligation, including ordinary commercial paper maturing on demand or not later than one year after date of issue: State on behalf of whom the obligation was assumed and amount of the obligation. Give reference to Commission authorization if any was required.

7. Changes in articles of incorporation or amendments to charter: Explain the nature and purpose of such changes or amendments.

8. State the estimated annual effect and nature of any important wage scale changes during the year.

9. State briefly the status of any materially important legal proceedings pending at the end of the year, and the results of any such proceedings culminated during the year.

10. Describe briefly any materially important transactions of the respondent not disclosed elsewhere in this report in which an officer, director, security holder reported on page 106, voting trustee, associated company or known associate of any of these persons was a party or in which any such person had a material interest.

11. Estimated increase or decrease in annual revenues due to important rate changes: State effective date and approximate amount of increase or decrease for each revenue classification. State the number of customers affected.

12. If the important changes during the year relating to the respondent company appearing in the annual report to stockholders are applicable in every respect and furnish the data required by instructions 1 to 11 above, such notes may be attached to this page.

3. Acquisition of Miller Gas and Consolidated Gas (See Item 9).

9. The antitrust litigation referred to in previous reports was settled in February, 1991, for \$8 million. The transaction included the acquisition by City Gas of certain assets of Consolidated Gas and of its affiliate, Miller Gas Company. The parties filed a joint motion asking the U. S. Supreme Court to vacate the previous judgments of the lower courts, and these were vacated on March 18, 1991.

11. In April 1990, the Company filed an application requesting a \$6.7 million rate increase, based on an overall rate of return of 9.8%. This request was later revised to \$7.1 million, based on a return of 10.0%. The Florida Public Service Commission authorized the Florida Division to implement a partial increase equivalent to \$2.5 million annually beginning in July 1990. The case was concluded in August 1991, with an increase in rates and charges equivalent to \$3.5 million in annual revenues, which City Gas had been collecting since January, 1991.

Items 1, 2, 4-8, 10, and 12 not applicable.

Name of Respondent City Gas Company of Florida	This Report Is: (1) <input checked="" type="checkbox"/> An Original (2) <input type="checkbox"/> A Resubmission	Date of Report (Mo, Da, Yr)	Year of Report Dec. 31, 19 <u>91</u>
IMPORTANT CHANGES DURING THE YEAR (Continued)			

Name of Respondent City Gas Company of Florida	This Report Is: (1) <input checked="" type="checkbox"/> An Original (2) <input type="checkbox"/> A Resubmission	Date of Report (Mo, Da, Yr)	Year of Report Dec. 31, 19 <u>91</u>
---------------------------------------------------	-----------------------------------------------------------------------------------------------------------------------	--------------------------------	-----------------------------------------

COMPARATIVE BALANCE SHEET (ASSETS AND OTHER DEBITS)

Line No.	Title of Account (a)	Ref. Page No. (b)	Balance at Beginning of Year (c)	Balance at End of Year (d)
1	UTILITY PLANT			
2	Utility Plant (101-106, 114)	200-201	98,604,175	119,579,561
3	Construction Work in Progress (107)	200-201	942,405	1,743,612
4	TOTAL Utility Plant (Enter Total of lines 2 and 3)		99,546,580	121,323,173
5	(Less) Accum. Prov. for Depr. Amort. Depl. (108, 111, 115)	200-201	30,497,456	40,265,851
6	Net Utility Plant (Enter Total of line 4 less 5)		69,049,124	81,057,322
7	Nuclear Fuel (120.1-120.4, 120.6)			
8	(Less) Accum. Prov. for Amort. of Nucl. Fuel Assemblies (120.5)			
9	Net Nuclear Fuel (Enter Total of line 7 less 8)			
10	Net Utility Plant (Enter Total of lines 6 and 9)		69,049,124	81,057,322
11	Utility Plant Adjustments (116)	122-123		
12	Gas Stored Underground-Noncurrent (117)	220		
13	OTHER PROPERTY AND INVESTMENTS			
14	Nonutility Property (121)	221	13,205,354	797,086
15	(Less) Accum. Prov. for Depr. and Amort. (122)	221	4,745,621	24,284
16	Investments in Associated Companies (123)	222-223		
17	Investments in Subsidiary Companies (123.1)	224-225	8,284,536	9,023,020
18	(For Cost of Account 123.1, See Footnote Page 224, line 42)			
19	Other Investments (124)	222-223,229		
20	Special Funds (125-128)		9,852	8,677
21	TOTAL Other Property and Investments (Total of lines 14 thru 20)		16,754,121	9,804,499
22	CURRENT AND ACCRUED ASSETS			
23	Cash (131)		1,141,530	977,920
24	Special Deposits (132-134)			
25	Working Funds (135)		9,055	11,855
26	Temporary Cash Investments (136)	222-223		
27	Notes Receivable (141)		180,622	140,206
28	Customer Accounts Receivable (142)		4,889,453	4,880,290
29	Other Accounts Receivable (143)		505,877	302,981
30	(Less) Accum. Prov. for Uncollectible Acct.-Credit (144)		75,092	86,750
31	Notes Receivable from Associated Companies (145)			
32	Accounts Receivable from Assoc. Companies (146)		3,230	1,197
33	Fuel Stock (151)			21,933
34	Fuel Stock Expenses Undistributed (152)			
35	Residuals (Elec) and Extracted Products (Gas) (153)			
36	Plant Materials and Operating Supplies (154)		115,395	84,212
37	Merchandise (155)		198,113	197,483
38	Other Materials and Supplies (156)			
39	Nuclear Materials Held for Sale (157)			
40	Stores Expense Undistributed (163)			
41	Gas Stored Underground — Current (164.1)	220		
42	Liquefied Natural Gas Stored (164.2)	220		
43	Liquefied Natural Gas Held for Processing (164.3)	220		
44	Prepayments (165)	230	694,299	660,094
45	Advances for Gas Explor., Devel. and Prod. (166)	229		
46	Other Advances for Gas (167)	229		
47	Interest and Dividends Receivable (171)		105	22
48	Rents Receivable (172)			
49	Accrued Utility Revenues (173)		665,947	739,893
50	Miscellaneous Current and Accrued Assets (174)			
51	TOTAL Current and Accrued Assets (Enter Total of lines 23 thru 50)		8,328,534	7,931,336

Name of Respondent City Gas Company of Florida		This Report is: (1) <input checked="" type="checkbox"/> An Original (2) <input type="checkbox"/> A Resubmission		Date of Report (Mo, Da, Yr)	Year of Report Dec. 31, 1991
COMPARATIVE BALANCE SHEET (ASSETS AND OTHER DEBITS)					
Line No.	Title of Account (a)	Ref. Page No. (b)	Balance at Beginning of Year (c)	Balance at End of Year (d)	
52	DEFERRED DEBITS				
53	Unamortized Debt Expense (181)	—	215,861	187,109	
54	Extraordinary Property Losses (182.1)	230			
55	Unrecovered Plant and Regulatory Study Costs (182.2)	230			
56	Prelim. Survey and Investigation Charges (Electric) (183)	—			
57	Prelim. Sur. and Invest. Charges (Gas) (183.1, 183.2)	231			
58	Clearing Accounts (184)	—			
59	Temporary Facilities (185)	—			
60	Miscellaneous Deferred Debits (186)	233	2,775,862	2,534,386	
61	Def. Losses from Disposition of Utility Plt. (187)	—			
62	Research, Devel. and Demonstration Expend. (188)	352-353			
63	Unamortized Loss on Recquired Debt (189)	—			
64	Accumulated Deferred Income Taxes (190)	234-235	2,478,862	772,736	
65	Unrecovered Purchased Gas Costs (191)	—			
66	TOTAL Deferred Debits (Enter Total of lines 53 thru 65)		5,470,585	3,494,231	
67	TOTAL Assets and other Debits (Enter Total of lines 10, 11, 12, 21, 51, and 66)		99,602,364	102,287,388	

Name of Respondent City Gas Company of Florida	This Report Is: (1) <input checked="" type="checkbox"/> An Original (2) <input type="checkbox"/> A Resubmission	Date of Report (Mo, Da, Yr)	Year of Report Dec. 31, 1991
---------------------------------------------------	-----------------------------------------------------------------------------------------------------------------------	--------------------------------	---------------------------------

COMPARATIVE BALANCE SHEET (LIABILITIES AND OTHER CREDITS)

Line No.	Title of Account (a)	Ref. Page No. (b)	Balance at Beginning of Year (c)	Balance at End of Year (d)
1	PROPRIETARY CAPITAL			
2	Common Stock Issued (201)	250-251		
3	Preferred Stock Issued (204)	250-251		
4	Capital Stock Subscribed (202, 205)	252		
5	Stock Liability for Conversion (203, 206)	252		
6	Premium on Capital Stock (207)	252		
7	Other Paid-in Capital (208-211)	253	24,773,200	30,273,200
8	Installments Received on Capital Stock (212)	252		
9	(Less) Discount on Capital Stock (213)	254		
10	(Less) Capital Stock Expense (214)	254		
11	Retained Earnings (215, 215.1, 216)	118-119	21,416,735	22,457,492
12	Unappropriated Undistributed Subsidiary Earnings (216.1)	118-119	7,140,418	7,878,902
13	(Less) Reacquired Capital Stock (217)	250-251		
14	TOTAL Proprietary Capital (Enter Total of lines 2 thru 13)	—	53,330,353	60,609,594
15	LONG-TERM DEBT			
16	Bonds (221)	256-257	17,040,000	16,147,000
17	(Less) Reacquired Bonds (222)	256-257		
18	Advances from Associated Companies (223)	256-257		
19	Other Long-Term Debt (224)	256-257		
20	Unamortized Premium on Long-Term Debt (225)	258-259		
21	(Less) Unamortized Discount on Long-Term Debt-Dr. (226)	258-259		
22	TOTAL Long-Term Debt (Enter Total of lines 16 thru 21)	—	17,040,000	16,147,000
23	OTHER NONCURRENT LIABILITIES			
24	Obligations Under Capital Leases - Noncurrent (227)	—		
25	Accumulated Provision for Property Insurance (228.1)	—		
26	Accumulated Provision for Injuries and Damages (228.2)	—		
27	Accumulated Provision for Pensions and Benefits (228.3)	—		
28	Accumulated Miscellaneous Operating Provisions (228.4)	—		
29	Accumulated Provision for Rate Refunds (229)	—		
30	TOTAL Other Noncurrent Liabilities (Enter Total of lines 24 thru 29)			
31	CURRENT AND ACCRUED LIABILITIES			
32	Notes Payable (231)	—		
33	Accounts Payable (232)	—	2,798,006	3,028,831
34	Notes Payable to Associated Companies (233)	—		
35	Accounts Payable to Associated Companies (234)	—	644,963	654,183
36	Customer Deposits (235)	—	4,915,206	5,228,401
37	Taxes Accrued (236)	262-263	311,546	1,375,977
38	Interest Accrued (237)	—	604,794	574,257
39	Dividends Declared (238)	—		
40	Matured Long-Term Debt (239)	—		
41	Matured Interest (240)	—		
42	Tax Collections Payable (241)	—	743,677	840,596
43	Miscellaneous Current and Accrued Liabilities (242)	268	7,009,417	589,190
44	Obligations Under Capital Leases-Current (243)	—		
45	TOTAL Current and Accrued Liabilities (Enter Total of lines 32 thru 44)		17,027,609	12,291,435

Name of Respondent City Gas Company of Florida		This Report Is: (1) <input checked="" type="checkbox"/> An Original (2) <input type="checkbox"/> A Resubmission	Date of Report (Mo, Da, Yr)	Year of Report Dec. 31, 1991
COMPARATIVE BALANCE SHEET (LIABILITIES AND OTHER CREDITS) (Continued)				
Line No.	Title of Account (a)	Ref. Page No. (b)	Balance at Beginning of Year (c)	Balance at End of Year (d)
46	DEFERRED CREDITS			
47	Customer Advances for Construction (252)		75,890	75,890
48	Accumulated Deferred Investment Tax Credits (255)	266-267	2,181,298	2,030,970
49	Deferred Gains from Disposition of Utility Plant (256)			
50	Other Deferred Credits (253)	269	177,912	424,016
51	Unamortized Gain on Reacquired Debt (257)	260		
52	Accumulated Deferred Income Taxes (281-283)	272-277	9,769,302	10,500,409
53	TOTAL Deferred Credits (Enter Total of lines 47 thru 52)		12,204,402	13,031,285
54				
55	Insurance reserves (262)			208,074
56				
57				
58				
59				
60				
61				
62				
63				
64				
65				
66				
67	TOTAL Liabilities and Other Credits (Enter Total of lines 14, 22, 30, 45 and 53 and 55)		99,602,364	102,287,388

Name of Respondent City Gas Company of Florida	This Report is: (1) <input checked="" type="checkbox"/> An Original (2) <input type="checkbox"/> A Resubmission	Date of Report (Mo, Da, Yr)	Year of Report Dec. 31, 19 <u>91</u>
---------------------------------------------------	-----------------------------------------------------------------------------------------------------------------------	--------------------------------	-----------------------------------------

STATEMENT OF INCOME FOR THE YEAR

1. Report amounts for accounts 412 and 413, *Revenue and Expenses from Utility Plant Leased to Others*, in another utility column (i, k, m, o) in a similar manner to a utility department. Spread the amount(s) over lines 01 thru 20 as appropriate. Include these amounts in columns (c) and (d) totals.

2. Report amounts in account 414, *Other Utility Operating Income*, in the same manner as accounts 412 and 413 above.

3. Report data for lines 7, 9, and 10 for Natural Gas companies using accounts 404.1, 404.2, 404.3, 407.1, and 407.2.

4. Use page 122 for important notes regarding the statement of income or any account thereof.

5. Give concise explanations concerning unsettled rate proceedings where a contingency exists such that refunds of a material amount may need to be made to the utility's customers or which may result in a material refund to the utility with respect to power or gas purchases. State for each year affected the gross revenues or costs to which the contingency relates and the tax effects together with an explanation of the major factors which affect the rights of the utility to retain such revenues or recover amounts paid with respect to power and gas purchases.

6. Give concise explanations concerning significant amounts of any refunds made or received during the year

Line No.	Account (a)	(Ref.) Page No. (b)	TOTAL	
			Current Year (c)	Previous Year (d)
1	UTILITY OPERATING INCOME			
2	Operating Revenues (400)	300-301	45,089,508	40,222,489
3	Operating Expenses			
4	Operation Expenses (401)	320-325	33,288,153	29,868,555
5	Maintenance Expenses (402)	320-325	851,088	615,258
6	Depreciation Expense (403)	336-338	4,092,073	2,751,871
7	Amort. & Depl. of Utility Plant (404-405)	336-338	4,041	3,744
8	Amort. of Utility Plant Acq. Adj. (406)	336-338	622,925	624,948
9	Amort. of Property Losses, Unrecovered Plant and Regulatory Study Costs (407)			
10	Amort. of Conversion Expenses (407)		21,792	28,776
11	Taxes Other Than Income Taxes (408.1)	262-263	1,337,134	1,670,760
12	Income Taxes — Federal (409.1)	262-263	1,334,082	459,071
13	— Other (409.1)	262-263	191,583	64,656
14	Provision for Deferred Income Taxes (410.1)	234,272-277	(120,771)	528,425
15	(Less) Provision for Deferred Income Taxes-Cr (411.1)	234,272-277		
16	Investment Tax Credit Adj. - Net (411.4)	266	(15,457)	(10,648)
17	(Less) Gains from Disp. of Utility Plant (411.6)			
18	Losses from Disp. of Utility Plant (411.7)			
19	TOTAL Utility Operating Expenses (Enter Total of lines 4 thru 18)		41,606,643	36,606,416
20	Net Utility Operating Income (Enter Total of line 2 less 19) (Carry forward to page 117, line 21)		3,482,865	3,616,073

Name of Respondent City Gas Company of Florida	This Report Is: (1) <input checked="" type="checkbox"/> An Original (2) <input type="checkbox"/> A Resubmission	Date of Report (Mo, Da, Yr)	Year of Report Dec. 31, 19 <u>91</u>
---------------------------------------------------	-----------------------------------------------------------------------------------------------------------------------	--------------------------------	-----------------------------------------

STATEMENT OF INCOME FOR THE YEAR (Continued)

resulting from settlement of any rate proceeding affecting revenues received or costs incurred for power or gas purchases, and a summary of the adjustments made to balance sheet, income, and expense accounts.

7. If any notes appearing in the report to stockholders are applicable to this Statement of Income, such notes may be attached at page 122.

8. Enter on page 122 a concise explanation of only those changes in accounting methods made during the year which had an effect on net income, including the

basis of allocations and apportionments from those used in the preceding year. Also give the approximate dollar effect of such changes.

9. Explain in a footnote if the previous year's figures are different from that reported in prior reports.

10. If the columns are insufficient for reporting additional utility departments, supply the appropriate account titles, lines 1 to 19, and report the information in the blank space on page 122 or in a supplemental statement.

ELECTRIC UTILITY		GAS UTILITY		OTHER UTILITY		Line No.
Current Year (e)	Previous Year (f)	Current Year (g)	Previous Year (h)	Current Year (i)	Previous Year (j)	
						1
						2
						3
						4
						5
						6
						7
						8
			Same as (c) & (d)	columns		9
						10
						11
						12
						13
						14
						15
						16
						17
						18
						19
						20

Name of Respondent City Gas Company of Florida	This Report Is: (1) <input checked="" type="checkbox"/> An Original (2) <input type="checkbox"/> A Resubmission	Date of Report (Mo, Da, Yr) Dec. 31, 19 <u>91</u>	Year of Report Dec. 31, 19 <u>91</u>
---------------------------------------------------	-----------------------------------------------------------------------------------------------------------------------	---------------------------------------------------------	-----------------------------------------

STATEMENT OF INCOME FOR THE YEAR (Continued)

Line No.	OTHER UTILITY		OTHER UTILITY		OTHER UTILITY	
	Current Year (k)	Previous Year (l)	Current Year (m)	Previous Year (n)	Current Year (o)	Previous Year (p)
1						
2						
3						
4						
5						
6						
7						
8						
9						
10						
11						
12						
13						
14						
15						
16						
17						
18						
19						
20						

Name of Respondent		This Report Is:	Date of Report	Year of Report
City Gas Company of Florida		(1) <input checked="" type="checkbox"/> An Original (2) <input type="checkbox"/> A Resubmission	(Mo, Da, Yr)	Dec. 31, 1991
STATEMENT OF INCOME FOR THE YEAR (Continued)				
Line No.	Account (a)	(Ref.) Page No. (b)	TOTAL	
			Current Year (c)	Previous Year (d)
21	Net Utility Operating Income (Carried forward from page 114)	—	3,482,865	3,616,073
22	Other Income and Deductions			
23	Other Income			
24	Nonutility Operating Income			
25	Revenues From Merchandising, Jobbing and Contract Work (415)		1,345,809	1,329,977
26	(Less) Costs and Exp. of Merchandising, Job & Contract Work (416)		1,117,287	1,083,035
27	Revenues From Nonutility Operations (417)		347,060	
28	(Less) Expenses of Nonutility Operations (417.1)		217,601	
29	Nonoperating Rental Income (418)		123,917	248,622
30	Equity in Earnings of Subsidiary Companies (418.1)	119	738,484	652,178
31	Interest and Dividend Income (419)		54,271	50,120
32	Allowance for Other Funds Used During Construction (419.1)			
33	Miscellaneous Nonoperating Income (421)		259,603	
34	Gain on Disposition of Property (421.1)			
35	TOTAL Other Income (Enter Total of lines 25 thru 34)		1,534,256	1,197,862
36	Other Income Deductions			
37	Loss on Disposition of Property (421.2)			
38	Miscellaneous Amortization (425)	340		
39	Miscellaneous Income Deductions (426.1-426.5)	340	63,298	77,202
40	TOTAL Other Income Deductions (Total of lines 37 thru 39)		63,298	77,202
41	Taxes Applic. to Other Income and Deductions			
42	Taxes Other Than Income Taxes (406.2)	262-263		
43	Income Taxes—Federal (409.2)	262-263	(1,909,061)	10,471
44	Income Taxes—Other (409.2)	262-263	(326,793)	(4,682)
45	Provision for Deferred Inc. Taxes (410.2)	234.272-277	2,408,949	66,909
46	(Less) Provision for Deferred Income Taxes—Cr. (411.2)	234.272-277		
47	Investment Tax Credit Adj.—Net (411.5)			
48	(Less) Investment Tax Credits (420)		134,872	126,558
49	TOTAL Taxes on Other Inc. and Ded. (Total of 42 thru 48)		38,223	(53,860)
50	Net Other Income and Deductions (Enter Total of lines 35, 40, 49)		1,432,735	1,174,520
51	Interest Charges			
52	Interest on Long-Term Debt (427)		1,517,222	1,646,949
53	Amort. of Debt Disc. and Expense (428)	258-259	28,752	31,500
54	Amortization of Loss on Reacquired Debt (428.1)			
55	(Less) Amort. of Premium on Debt-Credit (429)	258-259		
56	(Less) Amortization of Gain on Reacquired Debt-Credit (429.1)			
57	Interest on Debt to Assoc. Companies (430)	340		
58	Other Interest Expense (431)	340	340,136	784,819
59	(Less) Allowance for Borrowed Funds Used During Construction—Cr.(432)			
60	Net Interest Charges (Enter Total of lines 52 thru 59)		1,886,110	2,463,268
61	Income Before Extraordinary Items (Enter Total of lines 21, 50 and 60)		3,029,490	2,327,325
62	Extraordinary Items			
63	Extraordinary Income (434)			
64	(Less) Extraordinary Deductions (435)			
65	Net Extraordinary Items (Enter Total of line 63 less line 64)			
66	Income Taxes—Federal and Other (409.3)	262-263		
67	Extraordinary Items After Taxes (Enter Total of line 65 less line 66)			
68	Net Income (Enter Total of lines 61 and 67)		3,029,490	2,327,325

Name of Respondent City Gas Company of Florida	This Report is: (1) <input checked="" type="checkbox"/> An Original (2) <input type="checkbox"/> A Resubmission	Date of Report (Mo, Da, Yr) Dec. 31, 1991	Year of Report Dec. 31, 1991
---------------------------------------------------	-----------------------------------------------------------------------------------------------------------------------	-------------------------------------------------	---------------------------------

STATEMENT OF RETAINED EARNINGS FOR THE YEAR

- Report all changes in appropriated retained earnings, unappropriated retained earnings, and unappropriated undistributed subsidiary earnings for the year.
- Each credit and debit during the year should be identified as to the retained earnings account in which recorded (Accounts 433, 436-439 inclusive). Show the contra primary account affected in column (b).
- State the purpose and amount for each reservation or appropriation of retained earnings.
- List first account 439, *Adjustments to Retained Earnings*, reflecting adjustments to the opening balance of retained earnings. Follow by credit, then debit items, in that order.
- Show dividends for each class and series of capital stock.
- Show separately the State and Federal income tax effect of items shown in account 439, *Adjustments to Retained Earnings*.
- Explain in a footnote the basis for determining the amount reserved or appropriated. If such reservation or appropriation is to be recurrent, state the number and annual amounts to be reserved or appropriated as well as the totals eventually to be accumulated.
- If any notes appearing in the report to stockholders are applicable to this statement, attach them at page 122.

Line No.	Item (a)	Contra Primary Account Affected (b)	Amount (c)
UNAPPROPRIATED RETAINED EARNINGS (Account 216)			
1	Balance—Beginning of Year		28,557,153
2	Changes (Identify by prescribed retained earnings accounts)		
3	Adjustments to Retained Earnings (Account 439)		
4	Credit: Tax Credits: ESOP Dividends		119,031
5	Credit:		
6	Credit:		
7	Credit:		
8	Credit:		
9	Total Credits to Retained Earnings (Account 439) (Enter Total of lines 4 thru 8)		
10	Debit:		
11	Debit:		
12	Debit:		
13	Debit:		
14	Debit:		
15	TOTAL Debits to Retained Earnings (Account 439) (Total of lines 10 thru 14)		
16	Balance Transferred from Income (Account 433 less Account 418.1)		2,291,006
17	Appropriations of Retained Earnings (Account 436)		
18			
19			
20			
21			
22	TOTAL Appropriations of Retained Earnings (Account 436) (Total of lines 18 thru 21)		
23	Dividends Declared—Preferred Stock (Account 437)		
24			
25			
26			
27			
28			
29	TOTAL Dividends Declared—Preferred Stock (Account 437) (Total of lines 24 thru 28)		
30	Dividends Declared—Common Stock (Account 438)		
31			1,369,280
32			
33			
34			
35			
36	TOTAL Dividends Declared—Common Stock (Account 438) (Total of lines 31 thru 35)		1,369,280
37	Transfers from Acct. 216.1, Unappropriated Undistributed Subsidiary Earnings		738,484
38	Balance—End of Year (Total of lines 01, 09, 15, 16, 22, 29, 36 and 37)		30,336,394

Name of Respondent City Gas Company of Florida	This Report is: (1) <input checked="" type="checkbox"/> An Original (2) <input type="checkbox"/> A Resubmission.	Date of Report (Mo, Da, Yr)	Year of Report Dec. 31, 19 <u>91</u>
---------------------------------------------------	------------------------------------------------------------------------------------------------------------------------	--------------------------------	-----------------------------------------

STATEMENT OF RETAINED EARNINGS FOR THE YEAR (Continued)

Line No.	Item (a)	Amount (b)
	APPROPRIATED RETAINED EARNINGS (Account 215) State balance and purpose of each appropriated retained earnings amount at end of year and give accounting entries for any applications of appropriated retained earnings during the year.	
39		
40		
41		
42		
43		
44		
45	TOTAL Appropriated Retained Earnings (Account 215)	
	APPROPRIATED RETAINED EARNINGS-AMORTIZATION RESERVE, FEDERAL (Account 215.1) State below the total amount set aside through appropriations of retained earnings, as of the end of the year, in compliance with the provisions of Federally granted hydroelectric project licenses held by the respondent. If any reductions or changes other than the normal annual credits hereto have been made during the year, explain such items in a footnote.	
46	TOTAL Appropriated Retained Earnings-Amortization Reserve, Federal (Account 215.1)	
47	TOTAL Appropriated Retained Earnings (Accounts 215, 215.1) (Enter Total of lines 45 & 46)	
48	TOTAL Retained Earnings (Account 215, 215.1, 216) (Enter Total of lines 38 and 47)	
	UNAPPROPRIATED UNDISTRIBUTED SUBSIDIARY EARNINGS (Account 216.1)	
49	Balance—Beginning of Year (Debit or Credit)	7,140,418
50	Equity in Earnings for Year (Credit) (Account 418.1)	738,484
51	(Less) Dividends Received (Debit)	
52	Other Changes (Explain)	
53	Balance—End of Year	7,878,902

Name of Respondent City Gas Company of Florida		This Report Is: (1) <input checked="" type="checkbox"/> An Original (2) <input type="checkbox"/> A Resubmission	Date of Report (Mo, Da, Yr) Dec. 31, 19 <u>91</u>	Year of Report Dec. 31, 19 <u>91</u>
STATEMENT OF CASH FLOWS				
1. If the notes to the cash flow statement in the respondents annual stockholders report are applicable to this statement, such notes should be attached to page 122. Information about noncash investing and financing activities should be provided on page 122. Provide also on page 122 a reconciliation between "Cash and Cash Equivalents at End of Year" with related amounts on the balance sheet.		2. Under "Other" specify significant amounts and group others. 3. Operating Activities—Other: Include gains and losses pertaining to operating activities only. Gains and losses pertaining to investing and financing activities should be reported in those activities. Show on page 122 the amounts of interest paid (net of amounts capitalized) and income taxes paid.		
Line No.	DESCRIPTION (See Instructions for Explanation of Codes) (a)	Amounts (b)		
1	Net Cash Flow from Operating Activities:			
2	Net Income (Line 68(c) on page 117)	3,029,490		
3	Noncash Charges (Credits) to Income:			
4	Depreciation and Depletion	5,291,089		
5	Amortization of (Specify) Acq. Adj. and franchises	626,966		
6	Def. charges and debt expenses	1,424,193		
7	Decrease in def. tax on antitrust	2,463,339		
8	Deferred Income Taxes (Net)	582,052		
9	Investment Tax Credit Adjustments (Net)	(150,329)		
10	Net (Increase) Decrease in Receivables	192,303		
11	Net (Increase) Decrease in Inventory	9,880		
12	Net Increase (Decrease) in Payables and Accrued Expenses	2,136,167		
13	(Less) Allowance for Other Funds Used During Construction			
14	(Less) Undistributed Earnings from Subsidiary Companies	(738,484)		
15	Other: (Decrease) in antitrust liability	(6,872,341)		
16	(Increase) Decrease in prepayments	34,205		
17	(Increase) Decrease in Regulatory costs - Rate case	(84,067)		
18				
19				
20				
21	Net Cash Provided by (Used in) Operating Activities			
22	(Total of lines 2 thru 20)	7,944,463		
23				
24	Cash Flows from Investment Activities:			
25	Construction and Acquisition of Plant (including land):			
26	Gross Additions to Utility Plant (less nuclear fuel)	(9,430,238)		
27	Gross Additions to Nuclear Fuel			
28	Gross Additions to Common Utility Plant			
29	Gross Additions to Nonutility Plant	(713,519)		
30	(Less) Allowance for Other Funds Used During Construction			
31	Other:			
32				
33				
34	Cash Outflows for Plant (Total of lines 26 thru 33)	(10,143,757)		
35				
36	Acquisition of Other Noncurrent Assets (d) Deferred debits	(1,318,267)		
37	Proceeds from Disposal of Noncurrent Assets (d)			
38				
39	Investments in and Advances to Assoc. and Subsidiary Companies			
40	Contributions and Advances from Assoc. and Subsidiary Companies			
41	Disposition of Investments in (and Advances to)			
42	Associated and Subsidiary Companies			
43				
44	Purchase of Investment Securities (a)			
45	Proceeds from Sales of Investment Securities (a)			

Name of Respondent City Gas Company of Florida	This Report Is: (1) <input checked="" type="checkbox"/> An Original (2) <input type="checkbox"/> A Resubmission	Date of Report (Mo, Da, Yr)	Year of Report Dec. 31, 1991
STATEMENT OF CASH FLOWS (Continued)			
4. Investing Activities Include at Other (line 31) net cash outflow to acquire other companies. Provide a reconciliation of assets acquired with liabilities assumed on page 122. Do not include on this statement the dollar amount of leases capitalized per USofA General Instruction 20; instead provide a reconciliation of the dollar amount of leases capitalized with the plant cost on page 122.		5. Codes used: (a) Net proceeds or payments. (b) Bonds, debentures and other long-term debt. (c) Include commercial paper. (d) Identify separately such items as investments, fixed assets, intangibles, etc.	
		6. Enter on page 122 clarifications and explanations.	
Line No.	DESCRIPTION (See instruction No. 5 for Explanation of Codes) (a)	Amounts (b)	
46	Loans Made or Purchased		
47	Collections on Loans		
48			
49	Net (Increase) Decrease in Receivables		
50	Net (Increase) Decrease in Inventory		
51	Net Increase (Decrease) in Payables and Accrued Expenses		
52	Other:		
53			
54			
55			
56	Net Cash Provided by (Used in) Investing Activities		
57	(Total of lines 34 thru 55)		(11,462,024)
58			
59	Cash Flows from Financing Activities:		
60	Proceeds from Issuance of:		
61	Long-Term Debt (b)		
62	Preferred Stock		
63	Common Stock		
64	Other: Capital contribution from NIIT		5,500,000
65			
66	Net Increase in Short-Term Debt (c)		
67	Other:		
68	Tax savings on dividends to ESOP		119,031
69			
70	Cash Provided by Outside Sources (Total of lines 61 thru 69)		5,619,031
71			
72	Payments for Retirement of:		
73	Long-term Debt (b)		(893,000)
74	Preferred Stock		
75	Common Stock		
76	Other:		
77			
78	Net Decrease in Short-Term Debt (c)		
79			
80	Dividends on Preferred Stock		
81	Dividends on Common Stock		(1,369,280)
82	Net Cash Provided by (Used in) Financing Activities		
83	(Total of lines 70 thru 81)		3,356,751
84			
85	Net Increase (Decrease) in Cash and Cash Equivalents		
86	(Total of lines 22, 57 and 83)		(160,810)
87			
88	Cash and Cash Equivalents at Beginning of Year		1,150,585
89			
90	Cash and Cash Equivalents at End of Year		989,775

Name of Respondent City Gas Company of Florida	This Report Is: (1) <input checked="" type="checkbox"/> An Original (2) <input type="checkbox"/> A Resubmission	Date of Report (Mo, Da, Yr)	Year of Report Dec. 31, 1991
---------------------------------------------------	-----------------------------------------------------------------------------------------------------------------------	--------------------------------	---------------------------------

NOTES TO FINANCIAL STATEMENTS

1. Use the space below for important notes regarding the Balance Sheet, Statement of Income for the year, Statement of Retained Earnings for the year, and Statement of Cash Flows, or any account thereof. Classify the notes according to each basic statement, providing a subheading for each statement except where a note is applicable to more than one statement.

2. Furnish particulars (details) as to any significant contingent assets or liabilities existing at end of year, including a brief explanation of any action initiated by the Internal Revenue Service involving possible assessment of additional income taxes of material amount, or of a claim for refund of income taxes of a material amount initiated by the utility. Give also a brief explanation of any dividends in arrears on cumulative preferred stock.

3. For Account 116, *Utility Plant Adjustments*, explain the origin of such amount, debits and credits during the year,

and plan of disposition contemplated, giving references to Commission orders or other authorizations respecting classification of amounts as plant adjustments and requirements as to disposition thereof.

4. Where Accounts 189, *Unamortized Loss on Reacquired Debt*, and 257, *Unamortized Gain on Reacquired Debt*, are not used, give an explanation, providing the rate treatment given these items. See General Instruction 17 of the Uniform System of Accounts.

5. Give a concise explanation of any retained earnings restrictions and state the amount of retained earnings affected by such restrictions.

6. If the notes to financial statements relating to the respondent company appearing in the annual report to the stockholders are applicable and furnish the data required by instructions above and on pages 114-121, such notes may be attached hereto.

(1) SUMMARY OF SIGNIFICANT ACCOUNTING POLICIES:

General

City Gas Company of Florida (the "Company") is a division of Elizabethtown Gas Company which distributes natural gas in Florida.

Regulation

The Company is regulated by the Florida Public Service Commission and maintains its accounts in conformity with accounting requirements and rate-making practices prescribed by the various regulatory authorities which conform to generally accepted accounting principles as applied to regulated companies.

Utility Plant and Related Depreciation

Depreciation is provided on a composite straight-line basis using rates approved by the Florida Service Commission. The estimated service lives used range from 6 to 40 years. At the time properties are retired, the original cost plus the cost of retirement, less salvage, is charged to accumulated depreciation.

Repairs of all property, plant and equipment and replacements and renewals of minor items of property are charged to maintenance expense as incurred.

Materials and Supplies

Materials and supplies are stated at the lower of cost (first-in, first-out) or market.

Other Deferred costs

Other deferred costs consist mainly of piping and installation for conversion to gas. These amounts are being amortized on a straight-line basis over their expected useful life of 10 years.

Revenues and Gas Costs

In accordance with industry practice, customers are billed monthly on a cycle basis. Operating revenues reflect billings rendered through the end of the billing cycle based on actual or estimated meter readings and accrued unbilled sales through the end of each accounting period.

Costs of gas are recognized as expense in accordance with the gas cost adjustment clause. Such clause provides for periodic reconciliations of actual recoverable gas costs and the amounts which have been billed to customers. Under or over recoveries are deferred when they arise and are recovered from or refunded to customers in subsequent periods.

Income Taxes

The Financial Accounting Standards Board has issued Statement of Financial Accounting Standards No. 96 as amended, "Accounting for Income Taxes," which, among other things, requires a change in the method used by enterprises to account for deferred income taxes. Under the new standard, which the Company does not expect to adopt until its 1993 fiscal year, deferred income tax balances will be adjusted to reflect the amount of taxes payable or refundable in future years as a result of temporary differences as of the end of the current year, including giving effect to the reduction in tax rate under the Tax Reform Act of 1986. Whereas the Company expects that the additional deferred tax liabilities associated with amounts flowed through will be collected from its customers when the taxes become payable, an offsetting asset will be recognized for that probable future revenue. Although the aggregate amount of the required adjustments to deferred income taxes has not yet been determined, the adoption of this new standard is not expected to have a material impact upon the Company's earnings.

The Company's parent, NUI Corporation, files a consolidated tax return.

Name of Respondent City Gas Company of Florida	This Report is: (1) <input checked="" type="checkbox"/> An Original (2) <input type="checkbox"/> A Resubmission	Date of Report (Mo, Da, Yr)	Year of Report Dec. 31, 19 91
---------------------------------------------------	-----------------------------------------------------------------------------------------------------------------------	--------------------------------	----------------------------------

NOTES TO FINANCIAL STATEMENTS (Continued)

(2) LONG-TERM DEBT:

As of December 31, 1991 the Company had long-term debt of \$16,147,000 outstanding, with maturities from January 1, 1993 to May 1, 2002, and interest rates ranging from 7-1/4% to 14%. At December 31, 1991 long term debt scheduled to be repaid over the next five years was as follows: \$1,806,000 in 1992, \$2,734,000 in 1993, \$1,834,000 in 1994, \$1,034,000 in 1995 and \$1,034,000 in 1996.

(3) SUPPLEMENTAL DISCLOSURE:

	Years Ended December 31,	
	1991	1990
Statement of Cash Flows:		
Federal income taxes paid	\$ 309,000	\$ 460,000
State income taxes paid	\$ 80,000	\$ 126,000
Interest expense paid	\$2,022,381	\$2,188,115

(4) In January, 1991, leased appliances were transferred from non-utility plant to utility plant per FPSC Order #24013, Docket No. 891175-GU.

(5) BENEFIT PLANS:

Employee Stock Ownership Plan

Under the terms of the ESOP, the Company may make annual contributions as determined by the Board of Directors to a trust for the purpose of acquiring the shares of MUI Common Stock for the exclusive benefit of participating employees. Shares acquired by the ESOP are to be allocated to each employee and held until conditions for their distributions are met. Employees are entitled to vote allocated shares, and unallocated shares are voted by the plan's trustees.

Pension Plan

The Company has a non-contributory defined benefit pension plan which covers substantially all of its employees other than the Company's unionized employees who participate in a union sponsored multi-employer plan. The Company funds its plan in accordance with the requirements of the Employee Retirement Income Security Act of 1974 (ERISA) and makes contributions to the union sponsored plan in accordance with its contractual obligations. Benefits paid under the Company's plan are based on years of service and levels of compensation. The Company's actuarial calculation of pension expense is based on the projected unit credit actuarial cost method.

The components of pension expense for the Company's plan were as follows (in thousands):
(Based on fiscal year September 30)

	1991	1990
Service Cost	\$141	\$102
Interest cost	261	192
Loss (Return) on Plan Assets	(854)	(172)
Net Amortization (Deferral)	365	(131)
Pension Expense (Credit)	113	(9)

The status of the Company's funded plan as of September 30 was as follows (in thousands):

	1991	1990
Actuarial Present Value of Benefit Obligations:		
Vested Benefits	(2,397)	\$(2,204)
Non-vested Benefits	(237)	(141)
Accumulated Benefit Obligation	\$(2,634)	\$(2,345)
Projected Increases in Compensation Levels	(791)	(742)
Projected Benefit Obligation	\$(3,425)	\$(3,087)
Market Value of Plan Assets	3,676	3,098
Plan Assets in Excess of Projected Benefit Obligation	\$251	\$11
Unrecognized Net (Gain) Loss and Prior Service Cost	218	580
Unrecognized Net Transition Asset	(505)	(554)
Pension Prepayments (Accrued Liability)	(36)	37

The projected benefit obligation for the Company's pension plan was calculated using a weighted average annual discount rate of 8-1/2% and an assumed annual increase in compensation levels of 5.5%. The expected long-term rate of return on assets for the principal plan is 8-1/2%. The assets of the Company's funded plan are invested primarily in publicly-traded fixed income and equity securities.

Name of Respondent		This Report Is:	Date of Report	Year of Report
City Gas Company of Florida		(1) <input checked="" type="checkbox"/> An Original (2) <input type="checkbox"/> A Resubmission	(Mo, Da, Yr)	Dec. 31, 19 ⁹¹
SUMMARY OF UTILITY PLANT AND ACCUMULATED PROVISIONS FOR DEPRECIATION, AMORTIZATION AND DEPLETION				
Line No.	Item	Total	Electric	
	(a)	(b)	(c)	
1	UTILITY PLANT			
2	In Service			
3	Plant in Service (Classified)	101,008,354		
4	Property Under Capital Leases			
5	Plant Purchased or Sold			
6	Completed Construction not Classified			
7	Experimental Plant Unclassified			
8	TOTAL (Enter Total of lines 3 thru 7)	101,008,354		
9	Leased to Others			
10	Held for Future Use			
11	Construction Work in Progress	1,743,612		
12	Acquisition Adjustments	18,571,207		
13	TOTAL Utility Plant (Enter Total of lines 8 thru 12)	121,323,173		
14	Accum. Prov. for Depr., Amort., & Depl.	40,265,851		
15	Net Utility Plant (Enter Total of line 13 less 14)	81,057,322		
16	DETAIL OF ACCUMULATED PROVISIONS FOR DEPRECIATION, AMORTIZATION AND DEPLETION			
17	In Service:			
18	Depreciation	37,951,418		
19	Amort. and Depl. of Producing Natural Gas Land and Land Rights			
20	Amort. of Underground Storage Land and Land Rights			
21	Amort. of Other Utility Plant	67,686		
22	TOTAL In Service (Enter Total of lines 18 thru 21)	38,019,104		
23	Leased to Others			
24	Depreciation			
25	Amortization and Depletion			
26	TOTAL Leased to Others (Enter Total of lines 24 and 25)			
27	Held for Future Use			
28	Depreciation			
29	Amortization			
30	TOTAL Held for Future Use (Enter Total of lines 28 and 29)			
31	Abandonment of Leases (Natural Gas)			
32	Amort. of Plant Acquisition Adj.	2,246,747		
33	TOTAL Accumulated Provisions (Should agree with line 14 above) (Enter Total of lines 22, 26, 30, 31, and 32)	40,265,851		

Name of Respondent City Gas Company of Florida		This Report Is: (1) <input checked="" type="checkbox"/> An Original (2) <input type="checkbox"/> A Resubmission		Date of Report (Mo, Da, Yr)	Year of Report Dec. 31, 1991
SUMMARY OF UTILITY PLANT AND ACCUMULATED PROVISIONS FOR DEPRECIATION, AMORTIZATION AND DEPLETION (Continued)					
Gas (d)	Other (Specify) (e)	Other (Specify) (f)	Other (Specify) (g)	Common (h)	Line No.
					1
					2
					3
Same					4
as					5
column (b)					6
					7
					8
					9
					10
					11
					12
					13
					14
					15
					16
					17
					18
					19
					20
					21
					22
					23
					24
					25
					26
					27
					28
					29
					30
					31
					32
					33

Name of Respondent		This Report Is:	Date of Report	Year of Report
City Gas Company of Florida		(1) <input checked="" type="checkbox"/> An Original (2) <input type="checkbox"/> A Resubmission	(Mo, Da, Yr)	Dec. 31, 1991
GAS PLANT IN SERVICE (Accounts 101, 102, 103, and 106)				
<p>1. Report below the original cost of gas plant in service according to the prescribed accounts.</p> <p>2. In addition to Account 101, <i>Gas Plant in Service (Classified)</i>, this page and the next include Account 102, <i>Gas Plant Purchased or Sold</i>; Account 103, <i>Experimental Gas Plant Unclassified</i>; and Account 106, <i>Completed Construction Not Classified—Gas</i>.</p> <p>3. Include in column (c) or (d), as appropriate, corrections of additions and retirements for the current or preceding year.</p> <p>4. Enclose in parentheses credit adjustments of plant accounts to indicate the negative effect of such accounts.</p> <p>5. Classify Account 106 according to prescribed accounts, on an estimated basis if necessary, and include the entries in column (c). Also to be included in column (c) are entries for reversals of tentative distributions of prior year reported in column (b). Likewise, if the respondent has a significant amount of plant retirements which have not been classified to primary accounts at the end of the year, include in column (d) a tentative distribution of such retirements, on an estimated basis, with appropriate contra entry to the account for accumulated depreciation provision. Include also in column (d) reversals of tentative distributions or prior year of unclassified retirements. Attach supplemental statement showing the account distributions of these tentative classifications in columns (c) and (d).</p>				
Line No.	Account (a)	Balance at Beginning of Year (b)	Additions (c)	
1	1. Intangible Plant			
2	301 Organization			
3	302 Franchises and Consents	79,957	2,103	
4	303 Miscellaneous Intangible Plant	25,275		
5	TOTAL Intangible Plant	105,232	2,103	
6	2. Production Plant			
7	Natural Gas Production and Gathering Plant			
8	325.1 Producing Lands			
9	325.2 Producing Leaseholds			
10	325.3 Gas Rights			
11	325.4 Rights-of-Way			
12	325.5 Other Land and Land Rights			
13	326 Gas Well Structures			
14	327 Field Compressor Station Structures			
15	328 Field Meas. and Reg. Sta. Structures			
16	329 Other Structures			
17	330 Producing Gas Wells—Well Construction			
18	331 Producing Gas Wells—Well Equipment			
19	332 Field Lines			
20	333 Field Compressor Station Equipment			
21	334 Field Meas. and Reg. Sta. Equipment			
22	335 Drilling and Cleaning Equipment			
23	336 Purification Equipment			
24	337 Other Equipment			
25	338 Unsuccessful Exploration & Devel. Costs			
26	TOTAL Production and Gathering Plant			
27	Products Extraction Plant			
28	340 Land and Land Rights			
29	341 Structures and Improvements			
30	342 Extraction and Refining Equipment			
31	343 Pipe Lines			
32	344 Extracted Products Storage Equipment			
33	345 Compressor Equipment			
34	346 Gas Meas. and Reg. Equipment			
35	347 Other Equipment			
36	TOTAL Products Extraction Plant			
37	TOTAL Nat. Gas Production Plant			
38	Mfd. Gas Prod. Plant (Submit Suppl. Statement)			
39	TOTAL Production Plant			

Name of Respondent City Gas Company of Florida	This Report Is: (1) <input checked="" type="checkbox"/> An Original (2) <input type="checkbox"/> A Resubmission	Date of Report (Mo, Da, Yr)	Year of Report Dec. 31, 19 91
---------------------------------------------------	-----------------------------------------------------------------------------------------------------------------------	--------------------------------	----------------------------------

GAS PLANT IN SERVICE (Accounts 101, 102, 103, and 106)

including the reversals of the prior years tentative account distributions of these amounts. Careful observance of the above instructions and the texts of Accounts 101 and 106 will avoid serious omissions of the reported amount of respondent's plant actually in service at end of year.

6. Show in column (f) reclassifications or transfers within utility plant accounts. Include also in column (f) the additions or reductions of primary account classifications arising from distribution of amounts initially recorded in Account 102. In showing the clearance of Account 102, include in column (e) the amounts with respect to accumulated provision for depreciation, acquisition adjustments, etc., and show in col-

umn (f) only the offset to the debits or credits distributed in column (f) to primary account classifications.

7. For Account 399, state the nature and use of plant included in this account and if substantial in amount submit a supplementary statement showing subaccount classification of such plant conforming to the requirements of these pages.

8. For each amount comprising the reported balance and changes in Account 102, state the property purchased or sold, name of vendor or purchaser, and date of transaction. If proposed journal entries have been filed with the Commission as required by the Uniform System of Accounts, give also date of such filing.

Retirements (d)	Adjustments (e)	Transfers (f)	Balance at End of Year (g)		Line No.
					1
				301	2
			82,060	302	3
			25,275	303	4
			107,335		5
					6
					7
				325.1	8
				325.2	9
				325.3	10
				325.4	11
				325.5	12
				326	13
				327	14
				328	15
				329	16
				330	17
				331	18
				332	19
				333	20
				334	21
				335	22
				336	23
				337	24
				338	25
					26
					27
				340	28
				341	29
				342	30
				343	31
				344	32
				345	33
				346	34
				347	35
					36
					37
					38
					39

Name of Respondent City Gas Company of Florida		This Report Is: (1) <input checked="" type="checkbox"/> An Original (2) <input type="checkbox"/> A Resubmission	Date of Report (Mo, Da, Yr)	Year of Report Dec. 31, 1991
GAS PLANT IN SERVICE (Accounts 101, 102, 103, and 106) (Continued)				
Line No	Account (a)	Balance at Beginning of Year (b)	Additions (c)	
40	3. Natural Gas Storage and Processing Plant			
41	Underground Storage Plant			
42	350.1 Land			
43	350.2 Rights-of-Way			
44	351 Structures and Improvements			
45	352 Wells			
46	352.1 Storage Leaseholds and Rights			
47	352.2 Reservoirs			
48	352.3 Non-recoverable Natural Gas			
49	353 Lines			
50	354 Compressor Station Equipment			
51	355 Measuring and Reg. Equipment			
52	356 Purification Equipment			
53	357 Other Equipment			
54	TOTAL Underground Storage Plant			
55	Other Storage Plant			
56	360 Land and Land Rights			
57	361 Structures and Improvements			
58	362 Gas Holders			
59	363 Purification Equipment			
60	363.1 Liquefaction Equipment			
61	363.2 Vaporizing Equipment			
62	363.3 Compressor Equipment			
63	363.4 Meas. and Reg. Equipment			
64	363.5 Other Equipment			
65	TOTAL Other Storage Plant			
66	Base Load Liquefied Natural Gas Terminating and Processing Plant			
67	364.1 Land and Land Rights			
68	364.2 Structures and Improvements			
69	364.3 LNG Processing Terminal Equipment			
70	364.4 LNG Transportation Equipment			
71	364.5 Measuring and Regulating Equipment			
72	364.6 Compressor Station Equipment			
73	364.7 Communications Equipment			
74	364.8 Other Equipment			
75	TOTAL Base Load Liquefied Natural Gas Terminating and Processing Plant			
76	TOTAL Nat. Gas Storage and Proc. Plant			
77	4. Transmission Plant			
78	365.1 Land and Land Rights			
79	365.2 Rights-of-Way			
80	366 Structures and Improvements			
81	367 Mains			
82	368 Compressor Station Equipment			
83	369 Measuring and Reg. Sta. Equipment			
84	370 Communication Equipment			
85	371 Other Equipment			
86	TOTAL Transmission Plant			
87				

Name of Respondent City Gas Company of Florida		This Report Is: (1) <input checked="" type="checkbox"/> An Original (2) <input type="checkbox"/> A Resubmission	Date of Report (Mo, Da, Yr)	Year of Report Dec. 31, 19 91
GAS PLANT IN SERVICE (Accounts 101, 102, 103, and 106) (Continued)				
Retirements (d)	Adjustments (e)	Transfers (f)	Balance at End of Year (g)	Line No.
				40
				41
			350.1	42
			350.2	43
			351	44
			352	45
			352.1	46
			352.2	47
			352.3	48
			353	49
			354	50
			355	51
			356	52
			357	53
				54
				55
			360	56
			361	57
			362	58
			363	59
			363.1	60
			363.2	61
			363.3	62
			363.4	63
			363.5	64
				65
				66
			364.1	67
			364.2	68
			364.3	69
			364.4	70
			364.5	71
			364.6	72
			364.7	73
			364.8	74
				75
				76
				77
				78
			365.1	79
			365.2	80
			366	81
			367	82
			368	83
			369	84
			370	85
			371	86
				87

Name of Respondent City Gas Company of Florida		This Report is: (1) <input checked="" type="checkbox"/> An Original (2) <input type="checkbox"/> A Resubmission	Date of Report (Mo, Da, Yr)	Year of Report Dec. 31, 1991
GAS PLANT IN SERVICE (Accounts 101, 102, 103, and 106) (Continued)				
Line No.	Account (a)	Balance at Beginning of Year (b)	Additions (c)	
88	5. Distribution Plant			
89	374 Land and Land Rights	753,972		
90	375 Structures and Improvements	821,818	24,249	
91	376 Mains	47,102,430	2,144,106	
92	377 Compressor Station Equipment			
93	378 Meas. and Reg. Sta. Equip.—General			
94	379 Meas. and Reg. Sta. Equip.—City Gate	499,007	219,364	
95	380 Services	18,681,994	1,329,818	
96	381 Meters	3,901,042	286,142	
97	382 Meter Installations	1,887,417	117,638	
98	383 House Regulators	1,345,603	81,844	
99	384 House Reg. Installations	669,811	58,740	
100	385 Industrial Meas. and Reg. Sta. Equipment	772,814	142,883	
101	386 Other Prop. on Customers' Premises		1,736,791	
102	387 Other Equipment	152,794	3,383	
103	TOTAL Distribution Plant	76,588,702	6,144,958	
104	6. General Plant			
105	389 Land and Land Rights	89,696	43,415	
106	390 Structures and Improvements	729,294	23,069	
107	391 Office Furniture and Equipment	964,753	57,455	
108	392 Transportation Equipment	628,597	59,058	
109	393 Stores Equipment	16,716		
110	394 Tools, Shop, and Garage Equipment	511,149	28,798	
111	395 Laboratory Equipment	82,941		
112	396 Power Operated Equipment			
113	397 Communication Equipment	181,767	28,585	
114	398 Miscellaneous Equipment	18,370		
115	Subtotal	3,223,283	240,380	
116	399 Other Tangible Property	38,828		
117	TOTAL General Plant	3,262,111	240,380	
118	TOTAL (Accounts 101 and 106)	79,956,045	6,387,441	
119	Gas Plant Purchased (See Instr. 8)		983,323	
120	(Less) Gas Plant Sold (See Instr. 8)			
121	Experimental Gas Plant Unclassified			
122	TOTAL Gas Plant in Service	79,956,045	7,370,764	

Name of Respondent	This Report Is:	Date of Report (Mo, Da, Yr)	Year of Report	
City Gas Company of Florida	(1) <input checked="" type="checkbox"/> An Original (2) <input type="checkbox"/> A Resubmission		Dec. 31, 1991	
GAS PLANT IN SERVICE (Accounts 101, 102, 103, and 106) (Continued)				
Retirements (d)	Adjustments (e)	Transfers (f)	Balance at End of Year (g)	Line No.
				88
		5,259	759,231	374
			846,067	375
148,144		1,514,897	50,613,289	376
				377
				378
			718,371	379
105,260		458,715	20,365,267	380
		126,586	4,313,770	381
17,607		61,098	2,048,546	382
		37,964	1,465,411	383
8,805		17,918	737,664	384
2,275			913,422	385
443,038		13,217,096	14,510,849	386
			156,177	387
725,129		15,439,533	97,448,064	103
				104
			133,111	389
			752,363	390
1,066			1,021,142	391
43,962			643,693	392
			16,716	393
			539,947	394
			82,941	395
				396
4,278			206,074	397
230			18,140	398
49,536			3,414,127	115
			38,828	399
49,536			3,452,955	117
774,665		15,439,533	101,008,354	118
	1,250,856	(2,234,179)		119
				120
				121
774,665	1,250,856	13,205,354	101,008,354	122

(f) \$ 13,205,354 Transferred fm. Non-Utility Plant (leased appliances) per FPSC order#2492
 \$ 2,234,179 Transferred fm. Gas Plant Purchased.

Account 102

Property Purchased - Gas Distribution Plant
 Name of Vendor - Miller Gas
 Date of Transaction - February 19, 1991
 Filing Date - February 25, 1991
 Docket No. 910220-GU

BLANK PAGE
(Next page is 213)

Name of Respondent City Gas Company of Florida	This Report is: (1) <input checked="" type="checkbox"/> An Original (2) <input type="checkbox"/> A Resubmission	Date of Report (Mo, Da, Yr)	Year of Report Dec. 31, 19_91
---------------------------------------------------	-----------------------------------------------------------------------------------------------------------------------	--------------------------------	----------------------------------

PRODUCTION PROPERTIES HELD FOR FUTURE USE (Account 105.1)

1. Report separately each property held for future use at end of the year having an original cost of \$250,000 or more. Group other items of property held for future use.
2. For property having an original cost of \$250,000 or more previously used in utility operations, now held for future use,

give in column (a), in addition to other required information, the date that utility use of such property was discontinued, and the date the original cost was transferred to Account 105.1.

Line No.	Description and Location of Property (a)	Date Originally Included in This Account (b)	Date Expected to be Used in Utility Service (c)	Balance at End of Year (d)
1	Natural Gas Lands, Leaseholds, and Gas Rights Held for Future Utility Use (Per Pages 500-501)			
2	N/A			
3				
4				
5				
6				
7				
8				
9				
10				
11				
12				
13				
14				
15				
16				
17				
18				
19				
20				
21				
22				
23				
24				
25				
26				
27				
28				
29				
30				
31				
32				
33				
34				
35				
36				
37				
38				
39				
40				
41				
42				
43				
44				
45				
46		TOTAL		

Name of Respondent City Gas Company of Florida		This Report Is: (1) <input checked="" type="checkbox"/> An Original (2) <input type="checkbox"/> A Resubmission		Date of Report (Mo, Da, Yr)	Year of Report Dec. 31, 19_91
CONSTRUCTION WORK IN PROGRESS—GAS (Account 107)					
1. Report below descriptions and balances at end of year of projects in process of construction (107). 2. Show items relating to "research, development, and demonstration" projects last, under a caption Research,			Development, and Demonstration (see Account 107 of the Uniform System of Accounts). 3. Minor projects (less than \$500,000) may be grouped.		
Line No.	Description of Project (a)	Construction Work in Progress—Gas (Account 107) (b)	Estimated Additional Cost of Project (c)		
1	Incomplete distribution system in Dade County	575,544	9,647		
2	Incomplete distribution system in Brevard County	1,168,068	181,478		
3					
4					
5					
6					
7					
8					
9					
10					
11					
12					
13					
14					
15					
16					
17					
18					
19					
20					
21					
22					
23					
24					
25					
26					
27					
28					
29					
30					
31					
32					
33					
34					
35					
36					
37					
38					
39					
40					
41					
42					
43	TOTAL	1,743,612	191,125		

Name of Respondent City Gas Company of Florida		This Report Is: (1) <input checked="" type="checkbox"/> An Original (2) <input type="checkbox"/> A Resubmission	Date of Report (Mo, Da, Yr)	Year of Report Dec. 31, 19_91
CONSTRUCTION OVERHEADS—GAS				
<p>1. List in column (a) the kinds of overheads according to the titles used by the respondent. Charges for outside professional services for engineering fees and management or supervision fees capitalized should be shown as separate items.</p> <p>2. On page 218 furnish information concerning construction overheads.</p> <p>3. A respondent should not report "none" to this page if no overhead apportionments are made, but rather should explain on page</p>		<p>218 the accounting procedures employed and the amounts of engineering, supervision and administrative costs, etc., which are directly charged to construction.</p> <p>4. Enter on this page engineering, supervision, administrative, and allowance for funds used during construction, etc., which are first assigned to a blanket work order and then prorated to construction jobs.</p>		
Line No.	Description of Overhead (a)	Total Amount Charged for the Year (b)	Total Cost of Construction to Which Overheads Were Charged (Exclusive of Overhead Charges) (c)	
1	N/A			
2				
3				
4				
5				
6				
7				
8				
9				
10				
11				
12				
13				
14				
15				
16				
17				
18				
19				
20				
21				
22				
23				
24				
25				
26				
27				
28				
29				
30				
31				
32				
33				
34				
35				
36				
37				
38				
39				
40				
41				
42				
43				
44				
45				
46	TOTAL			

Name of Respondent City Gas Company of Florida	This Report Is: (1) <input checked="" type="checkbox"/> An Original (2) <input type="checkbox"/> A Resubmission	Date of Report (Mo, Da, Yr)	Year of Report Dec. 31, 1991
---------------------------------------------------	-----------------------------------------------------------------------------------------------------------------------	--------------------------------	---------------------------------

GENERAL DESCRIPTION OF CONSTRUCTION OVERHEAD PROCEDURE

1. For each construction overhead explain: (a) the nature and extent of work, etc., the overhead charges are intended to cover, (b) the general procedure for determining the amount capitalized, (c) the method of distribution to construction jobs, (d) whether different rates are applied to different types of construction, (e) basis of differentiation in rates for different types of construction, and (f) whether the overhead is directly or indirectly assigned.

2. Show below the computation of allowance for funds used during construction rates, in accordance with the provisions of Gas Plant Instructions 3 (17) of the U.S. of A.

3. Where a net-of-tax rate for borrowed funds is used, show the appropriate tax effect adjustment to the computations below in a manner that clearly indicates the amount of reduction in the gross rate for tax effects.

The Company does not capitalize AFUDC.

COMPUTATION OF ALLOWANCE FOR FUNDS USED DURING CONSTRUCTION RATES

For line 1(5), column (d) below, enter the rate granted in the last rate proceeding. If such is not available, use the average rate earned during the preceding three years.

1. Components of Formula (Derived from actual book balances and actual cost rates):

Line No.	Title (e)	Amount (b)	Capitalization Ratio (Percent) (c)	Cost Rate Percentage (d)
(1)	Average Short-Term Debt	S		
(2)	Short-Term Interest			s
(3)	Long-Term Debt	D		d
(4)	Preferred Stock	P		p
(5)	Common Equity	C		c
(6)	Total Capitalization		100%	
(7)	Average Construction Work in Progress Balance	W		

2. Gross Rate for Borrowed Funds $s \left(\frac{S}{W} \right) + d \left(\frac{D}{D+P+C} \right) \left(1 - \frac{S}{W} \right)$

3. Rate for Other Funds $\left[1 - \frac{S}{W} \right] \left[p \left(\frac{P}{D+P+C} \right) + c \left(\frac{C}{D+P+C} \right) \right]$

4. Weighted Average Rate Actually Used for the Year:

a. Rate for Borrowed Funds —

b. Rate for Other Funds —

Name of Respondent City Gas Company of Florida		This Report Is: (1) <input checked="" type="checkbox"/> An Original (2) <input type="checkbox"/> A Resubmission		Date of Report (Mo, Da, Yr)	Year of Report Dec. 31, 1991
ACCUMULATED PROVISION FOR DEPRECIATION OF GAS UTILITY PLANT (Account 108)					
<p>1. Explain in a footnote any important adjustments during year.</p> <p>2. Explain in a footnote any difference between the amount for book cost of plant retired, line 11, column (c), and that reported for gas plant in service, pages 204-209, column (d), excluding retirements of non-depreciable property.</p> <p>3. The provisions of Account 108 in the Uniform System of Accounts require that retirements of depreciable plant be recorded when such plant is removed from service. If</p>			<p>the respondent has a significant amount of plant retired at year end which has not been recorded and/or classified to the various reserve functional classifications, make preliminary closing entries to tentatively functionalize the book cost of the plant retired. In addition, include all costs included in retirement work in progress at year end in the appropriate functional classifications.</p> <p>4. Show separately interest credits under a sinking fund or similar method of depreciation accounting.</p>		
Section A. Balances and Changes During Year					
Line No.	Item (a)	Total (c+d+e) (b)	Gas Plant in Service (c)	Gas Plant Held for Future Use (d)	Gas Plant Leased to Others (e)
1	Balance Beginning of Year	28,809,989			
2	Depreciation Provisions for Year, Charged to				
3	(403) Depreciation Expense	4,092,073			
4	(413) Exp. of Gas Plt. Leas. to Others				
5	Transportation Expenses— Clearing		Same		
6	Other Clearing Accounts		as		
7	Other Accounts (Specify):		column (b)		
8					
9	TOTAL Deprec. Prov. for Year (Enter Total of lines 3 thru 8)	4,092,073			
10	Net Charges for Plant Retired:				
11	Book Cost of Plant Retired	774,665			
12	Cost of Removal	195,722			
13	Salvage (Credit)	100,189			
14	TOTAL Net Chrgs. for Plant Ret. (Enter Total of lines 11 thru 13)	870,198			
15	Other Debit or Cr. Items (Describe): (1)	5,919,554			
16					
17	Balance End of Year (Enter Total of lines 1, 9, 14, 15, and 16)	37,951,418			
Section B. Balances at End of Year According to Functional Classifications					
18	Production—Manufactured Gas				
19	Prod. and Gathering—Natural Gas				
20	Products Extraction—Natural Gas				
21	Underground Gas Storage				
22	Other Storage Plant				
23	Base Load LNG Term. and Proc. Plt.				
24	Transmission				
25	Distribution	36,678,311			
26	General	1,273,107			
27	TOTAL (Enter Total of lines 18 thru 26)	37,951,418			

(1) Transfer from Non-Utility-FPSC Order #24925 - 4,745,621
 Transfer from Gas Plant Purchased 1,173,933
 5,919,554

Name of Respondent City Gas Company of Florida	This Report Is: (1) <input checked="" type="checkbox"/> An Original (2) <input type="checkbox"/> A Resubmission	Date of Report (Mo, Da, Yr)	Year of Report Dec. 31, 19 <u>91</u>
---------------------------------------------------	-----------------------------------------------------------------------------------------------------------------------	--------------------------------	-----------------------------------------

GAS STORED (ACCOUNT 117, 164.1, 164.2 AND 164.3)

1. If during the year adjustment was made to the stored gas inventory (such as to correct cumulative inaccuracies of gas measurements), furnish in a footnote an explanation of the reason for the adjustment, the Mcf and dollar amount of adjustment, and account charged or credited.

2. Give in a footnote a concise statement of the facts and the accounting performed with respect to any encroachment of withdrawals during the year, or restoration of previous encroachment, upon native gas constituting the "gas cushion" of any storage reservoir.

3. If the company uses a "base stock" in connection with its inventory accounting, give a concise statement of the basis of establishing such "base stock" and the inventory basis and the accounting performed with respect to any encroachment

of withdrawals upon "base stock," or restoration of previous encroachment, including brief particulars of any such accounting during the year.

4. If the company has provided accumulated provision for stored gas which may not eventually be fully recovered from any storage project, furnish a statement showing: (a) date of Commission authorization of such accumulated provision, (b) explanation of circumstances requiring such provision, (c) basis of provision and factors of calculation, (d) estimated ultimate accumulated provision accumulation, and (e) a summary showing balance of accumulated provision and entries during year.

5. Report pressure base of gas volumes as 14.73 psia @ 60° F.

Line No.	Description (a)	Noncurrent (Account 117) (b)	Current (Account 164.1) (c)	LNG (Account 164.2) (d)	LNG (Account 164.3) (e)	Total (f)
1	Balance at Beginning of Year					
2	Gas Delivered to Storage (contra Account)					
3	Gas Withdrawn from Storage (contra Account)					
4	Other Debits or Credits (Net)					
5	Balance at End of Year					
6	Mcf					
7	Amount Per Mcf					

8 State basis of segregation of inventory between current and noncurrent portions:

N/A

Name of Respondent City Gas Company of Florida	This Report is: (1) <input checked="" type="checkbox"/> An Original (2) <input type="checkbox"/> A Resubmission	Date of Report (Mo, Da, Yr)	Year of Report Dec. 31, 19 ⁹¹
---------------------------------------------------	-----------------------------------------------------------------------------------------------------------------------	--------------------------------	---------------------------------------------

NONUTILITY PROPERTY (Account 121)

1. Give a brief description and state the location of non-utility property included in Account 121.
2. Designate with an asterisk any property which is leased to another company. State name of lessee and whether lessee is an associated company.
3. Furnish particulars (details) concerning sales, purchases, or transfers of Nonutility Property during the year.
4. List separately all property previously devoted to public service and give date of transfer to Account 121, *Nonutility Property*. These items are separate and dis-

5. Minor items (5% of the Balance at the End of the Year, for Account 121) may be grouped.
6. Natural gas companies which have oil property should report such property by State, classified as to (a) oil lands and land rights, (b) oil wells, and (c) other oil property. Gasoline plants and other plants for the recovery of products from natural gas are classifiable as gas plant and should be reported as such and not shown as *Nonutility Property*.

Line No.	Description and Location (a)	Balance at Beginning of Year (b)	Purchases, Sales, Transfers, etc. (c)	Balance at End of Year (d)
1	Leased water heaters, dryers and ranges	13,205,354		797,086
2	(Located on customers' premises)			
3				
4	Additions - LP system acquired			
5	Other			
6	Retirements			
7	Transfer to utility per			
8	FPSC Order No. 24925.			
9			781,291	
10			15,795	
11			-	
12			(13,205,354)	
13				
14				
15				
16				
17				
18				
19				
20				
21				
22				
23				
24				
25				

ACCUMULATED PROVISION FOR DEPRECIATION AND AMORTIZATION OF NONUTILITY PROPERTY (Account 122)

Report below the information called for concerning depreciation and amortization of nonutility property.

Line No.	Item (a)	Amount (b)
1	Balance, Beginning of Year	4,745,621
2	Accruals for Year, Charged to	
3	(417) Income from Nonutility Operations	25,083
4	(418) Nonoperating Rental Income	
5	Other Accounts (Specify):	
6		
7	TOTAL Accruals for Year (Enter Total of lines 3 thru 6)	25,083
8	Net Charges for Plant Retired	
9	Book Cost of Plant Retired	770
10	Cost of Removal	29
11	Salvage (Credit)	
12	TOTAL Net Charges (Enter Total of lines 9 thru 11)	799
13	Other Debit or Credit Items (Describe):	
14	Transfer to utility per FPSC Order No. 24925	(4,745,621)
15	Balance, End of Year (Enter Total of lines 1, 7, 12, and 14)	24,284

Name of Respondent City Gas Company of Florida	This Report is: (1) <input checked="" type="checkbox"/> An Original (2) <input type="checkbox"/> A Resubmission	Date of Report (Mo, Da, Yr)	Year of Report Dec. 31, 19 <u>91</u>
---------------------------------------------------	-----------------------------------------------------------------------------------------------------------------------	--------------------------------	-----------------------------------------

INVESTMENTS (Accounts 123, 124, 136)

1. Report below investments in Accounts 123, *Investments in Associated Companies*, 124, *Other Investments*, and 136, *Temporary Cash Investments*.

2. Provide a subheading for each account and list thereunder the information called for:

(a) Investment in Securities — List and describe each security owned, giving name of issuer, date acquired and date of maturity. For bonds, also give principal amount, date of issue, maturity, and interest rate. For capital stock (including capital stock of respondent reacquired under a definite plan for resale pursuant to authorization by the Board

of Directors, and included in Account 124, *Other Investments*, state number of shares, class, and series of stock. Minor investments may be grouped by classes. Investments included in Account 136, *Temporary Cash Investments*, also may be grouped by classes.

(b) Investment Advances — Report separately for each person or company the amounts of loans or investment advances which are properly includable in Account 123. Advances subject to current repayment should be included in Accounts 145 and 146. With respect to each advance, show whether the advance is a note or open account.

Line No.	Description of Investment (a)	Book Cost at Beginning of Year (If book cost is different from cost to respondent, give cost to respondent in a footnote and explain difference.) (b)	Purchases or Additions During Year (c)
1	None		
2			
3			
4			
5			
6			
7			
8			
9			
10			
11			
12			
13			
14			
15			
16			
17			
18			
19			
20			
21			
22			
23			
24			
25			
26			
27			
28			
29			
30			
31			
32			
33			
34			
35			
36			
37			
38			
39			

Name of Respondent City Gas Company of Florida	This Report is: (1) <input checked="" type="checkbox"/> An Original (2) <input type="checkbox"/> A Resubmission	Date of Report (Mo, Da, Yr)	Year of Report Dec. 31, 1991
---------------------------------------------------	-----------------------------------------------------------------------------------------------------------------------	--------------------------------	---------------------------------

INVESTMENTS (Accounts 123, 124, 136) (Continued)

Each note should be listed giving date of issuance, maturity date, and specifying whether note is a renewal. Designate any advances due from officers, directors, stockholders, or employees. Exclude amounts reported on page 229.

3. For any securities, notes or accounts that were pledged designate with an asterisk such securities, notes, or accounts and in a footnote state the name of pledgee and purpose of the pledge.

4. If Commission approval was required for any advance made or security acquired, designate such fact in a footnote and give name of Commission, date of authorization, and case or docket number.

5. Report in column (g) interest and dividend revenues from investments including such revenues from securities disposed of during the year.

6. In column (h) report for each investment disposed of during the year the gain or loss represented by the difference between cost of the investment (or the other amount at which carried in the books of account if different from cost) and the selling price thereof, not including any dividend or interest adjustment includible in column (g).

Sales or Other Dispositions During Year <i>(d)</i>	Principal Amount or No. of Shares at End of Year <i>(e)</i>	Book Cost at End of Year <i>(If book cost is different from cost to respondent, give cost to respondent in a footnote and explain difference.)</i> <i>(f)</i>	Revenues for Year <i>(g)</i>	Gain or Loss from Investment Disposed of <i>(h)</i>	Line No.
					1
					2
					3
					4
					5
					6
					7
					8
					9
					10
					11
					12
					13
					14
					15
					16
					17
					18
					19
					20
					21
					22
					23
					24
					25
					26
					27
					28
					29
					30
					31
					32
					33
					34
					35
					36
					37
					38
					39

Name of Respondent City Gas Company of Florida	This Report is: (1) <input checked="" type="checkbox"/> An Original (2) <input type="checkbox"/> A Resubmission	Date of Report (Mo, Da, Yr)	Year of Report Dec. 31, 1991
---------------------------------------------------	-----------------------------------------------------------------------------------------------------------------------	--------------------------------	---------------------------------

INVESTMENTS IN SUBSIDIARY COMPANIES (Account 123.1)

1. Report below investments in Accounts 123.1, *Investments in Subsidiary Companies*.

2. Provide a subheading for each company and list thereunder the information called for below. Sub-total by company and give a total in columns (e), (f), (g) and (h).

(a) Investment in Securities — List and describe each security owned. For bonds give also principal amount, date of issue, maturity, and interest rate.

(b) Investment Advances — Report separately the amounts of loans or investment advances which are subject to repayment, but which are not subject to current settlement. With respect to each advance show whether the advance is a note or open account. List each note giving date of issuance, maturity date, and specifying whether note is a renewal.

3. Report separately the equity in undistributed subsidiary earnings since acquisition. The total in column (e) should equal the amount entered for Account 418.1.

Line No.	Description of Investment (a)	Date Acquired (b)	Date of Maturity (c)	Amount of Investment at Beginning of Year (d)
1				
2	Subsidiary Company:			
3	Essel Corporation	9/20/61		6,646,414
4				
5				
6				
7				
8				
9				
10				
11				
12				
13				
14				
15				
16				
17				
18				
19				
20				
21				
22				
23				
24				
25				
26				
27				
28				
29				
30				
31				
32				
33				
34				
35				
36				
37				
38				
39				
40				
41				
42	TOTAL Cost of Account 123.1 \$		TOTAL	6,646,414

Name of Respondent City Gas Company of Florida	This Report Is: (1) <input checked="" type="checkbox"/> An Original (2) <input type="checkbox"/> A Resubmission	Date of Report (Mo, Da, Yr)	Year of Report Dec. 31, 1991
---------------------------------------------------	-----------------------------------------------------------------------------------------------------------------------	--------------------------------	---------------------------------

INVESTMENTS IN SUBSIDIARY COMPANIES (Account 123.1) (Continued)

4. For any securities, notes, or accounts that were pledged, designate such securities, notes, or accounts in a footnote, and state the name of pledgee and purpose of the pledge.

5. If Commission approval was required for any advance made or security acquired, designate such fact in a footnote and give name of Commission, date of authorization, and case or docket number.

6. Report column (f) interest and dividend revenues from investments, including such revenues from securities disposed of during the year.

7. In column (h) report for each investment disposed of during the year, the gain or loss represented by the difference between cost of the investment (or the other amount at which carried in the books of account if different from cost) and the selling price thereof, not including interest adjustment includible in column (f).

8. Report on Line 42, column (a) the total cost of Account 123.1.

Equity in Subsidiary Earnings for Year (e)	Revenues for Year (f)	Amount of Investment at End of Year (g)	Gain or Loss from Investment Disposed of (h)	Line No.
94,337	738,484	7,479,235		1
				2
				3
				4
				5
				6
				7
				8
				9
				10
				11
				12
				13
				14
				15
				16
				17
				18
				19
				20
				21
				22
				23
				24
				25
				26
				27
				28
				29
				30
				31
				32
				33
				34
				35
				36
				37
				38
				39
				40
				41
94,337	738,484	7,479,235		42

Name of Respondent City Gas Company of Florida	This Report is: (1) <input checked="" type="checkbox"/> An Original (2) <input type="checkbox"/> A Resubmission	Date of Report (Mo, Da, Yr) Dec. 31, 19 <u>91</u>	Year of Report Dec. 31, 19 <u>91</u>
---------------------------------------------------	-----------------------------------------------------------------------------------------------------------------------	---------------------------------------------------------	-----------------------------------------

GAS PREPAYMENTS UNDER PURCHASE AGREEMENTS

1. Report below the information called for concerning gas prepayments as defined in the text of Account 165, *Prepayments*. (Report advances on page 229.)
 2. If any prepayment at beginning of year (or incurred during year) was cancelled, forfeited, or applied to another

purpose, state in a footnote gas volume and dollar amount, period when such prepayment was incurred, and accounting disposition of prepayment amount. Give a concise explanation of circumstances causing forfeiture or other disposition of the prepayment.

Line No.	Name of Vendor (Designate associated companies with an asterisk) (a)	Seller FERC Rate Schedule No. (b)	BALANCE BEGINNING OF YEAR	
			Mcf (14.73 psia at 60°F) (c)	Amount (d)
1				
2				
3				
4				
5				
6				
7				
8				
9				
10				
11				
12				
13				
14				
15			None	
16				
17				
18				
19				
20				
21				
22				
23				
24				
25				
26				
27				
28				
29				
30				
31				
32				
33				
34				
35				
36				
37				
38				
39				
40				
41				
42	TOTAL			

Name of Respondent City Gas Company of Florida	This Report is: (1) <input checked="" type="checkbox"/> An Original (2) <input type="checkbox"/> A Resubmission	Date of Report (Mo, Da, Yr)	Year of Report Dec. 31, 1991
---------------------------------------------------	-----------------------------------------------------------------------------------------------------------------------	--------------------------------	---------------------------------

ADVANCES FOR GAS PRIOR TO INITIAL DELIVERIES OR COMMISSION CERTIFICATION
(Accounts 124, 166 and 167)

1. Report below the information called for concerning all advances for gas, as defined in the text of Account 166, *Advances for Gas Exploration, Development and Production*, and 167, *Other Advances for Gas*, whether reported in Accounts 166, 167, or reclassified to Account 124, *Other Investments*. List Account 124 items first.

2. In column (a), give the date the advance was made, the payee (designate associated companies with an asterisk) a brief statement of the purpose, (exploration, development, production, general loan, etc.) and the estimated date of repayment. Do not use the term indefinite in reporting

estimated date of repayment. If advances are made to a payee in connection with different projects with different arrangements for repayments, use separate lines for reporting; otherwise all advances may be grouped by payee, subject to the requirements of instruction 3 below.

3. If the beginning balance shown in column (c) does not agree with the prior year's ending balance, column (g), provide a detailed explanation in a footnote. Show all Advances made during the year in column (d) and all repayments or other credits in column (e). Report amounts shown in column (e) separately by account, as reported in column (f).

Line No.	Date of Advance, Payee, Purpose and Estimated Date of Repayment (a)	Account Number (124, 166 or 167) (b)	Balance at Beginning of Year (c)	Advances During Year (d)	Repayments or Other Credits During Year (e)	Accounts Charged (f)	Balance at End of Year (g)
1							
2							
3							
4							
5							
6							
7							
8							
9							
10							
11							
12							
13							
14							
15							
16				None			
17							
18							
19							
20							
21							
22							
23							
24							
25							
26							
27							
28							
29							
30							
31							
32							
33							
34							
35							
36							
37							
38							
39							

Name of Respondent City Gas Company of Florida	This Report is: (1) <input checked="" type="checkbox"/> An Original (2) <input type="checkbox"/> A Resubmission	Date of Report (Mo, Da, Yr) Dec. 31, 1991	Year of Report Dec. 31, 1991
---------------------------------------------------	-----------------------------------------------------------------------------------------------------------------------	-------------------------------------------------	---------------------------------

PREPAYMENTS (Account 165)

1. Report below the particulars (details) on each prepayment. 2. Report all payments for undelivered gas on line 5 and complete pages 226 to 227 showing particulars (details) for gas prepayments.

Line No.	Nature of Prepayment (a)	Balance at End of Year (In Dollars) (b)
1	Prepaid Insurance	545,266
2	Prepaid Rents	-0-
3	Prepaid Taxes (pages 262-263)	-0-
4	Prepaid Interest	
5	Gas Prepayments (pages 226-227)	
6	Miscellaneous Prepayments:	114,828
7	TOTAL	660,094

EXTRAORDINARY PROPERTY LOSSES (Account 182.1)

Line No.	Description of Extraordinary Loss [Include in the description the date of loss, the date of Commission authorization to use Account 182.1 and period of amortization (mo, yr, to mo, yr).] (a)	Total Amount of Loss (b)	Losses Recognized During Year (c)	WRITTEN OFF DURING YEAR		Balance at End of Year (f)
				Account Charged (d)	Amount (e)	
1						
2						
3						
4						
5						
6						
7						
8						
9	TOTAL					

UNRECOVERED PLANT AND REGULATORY STUDY COSTS (182.2)

Line No.	Description of Unrecovered Plant and Regulatory Study Costs [Include in the description of costs, the date of Commission authorization to use Account 182.2, and period of amortization (mo, yr, to mo, yr).] (a)	Total Amount of Charges (b)	Costs Recognized During Year (c)	WRITTEN OFF DURING YEAR		Balance at End of Year (f)
				Account Charged (d)	Amount (e)	
10						
11						
12						
13						
14						
15						
16						
17						
18						
19						
20						
21						
22						
23						
24						
25						
26						
27						
28						
29						
30	TOTAL					

Name of Respondent City Gas Company of Florida		This Report Is: (1) <input checked="" type="checkbox"/> An Original (2) <input type="checkbox"/> A Resubmission		Date of Report (Mo, Da, Yr)	Year of Report Dec. 31, 19 91	
MISCELLANEOUS DEFERRED DEBITS (Account 186)						
1. Report below the particulars (details) called for concerning miscellaneous deferred debits.			of amortization in column (a).			
2. For any deferred debit being amortized, show period			3. Minor items (less than \$100,000) may be grouped by classes.			
Line No.	Description of Miscellaneous Deferred Debit (a)	Balance at Beginning of Year (b)	Debits (c)	CREDITS		Balance at End of Year (f)
				Account Charged (d)	Amount (e)	
1	Piping allowances	1,897,176	726,163	401	1,118,084	1,505,255
2						
3	Conversion costs	54,744		407.2	21,792	32,952
4	(Expenditures for					
5	above are amortized					
6	over 10 years)					
7						
8	Energy conservation	86,904	1,495,216	186	1,440,126	141,994
9						
10	School appliances	5,984	802	401	6,528	258
11						
12	Gate station painting	47,124		402	13,464	33,660
13						
14	Fl Gas Transmission		20,000			20,000
15	Phase II					
16						
17						
18						
19						
20						
21						
22						
23						
24						
25						
26						
27						
28						
29						
30						
31						
32						
33						
34						
35						
36						
37						
38						
39						
40						
41						
42						
43						
44						
45						
46						
47	Misc. Work in Progress	(2,576)				265,267
48	DEFERRED REGULATORY COMM. EXPENSES (SEE PAGES 350-351)	686,506	84,067		235,573	535,000
49	TOTAL	2,775,862				2,534,386

Name of Respondent City Gas Company of Florida	This Report is: (1) <input checked="" type="checkbox"/> An Original (2) <input type="checkbox"/> A Resubmission	Date of Report (Mo, Da, Yr)	Year of Report Dec. 31, 19 ⁹¹
---------------------------------------------------	-----------------------------------------------------------------------------------------------------------------------	--------------------------------	---------------------------------------------

ACCUMULATED DEFERRED INCOME TAXES (Account 190)

1. Report the information called for below concerning the respondent's accounting for deferred income taxes.

2. At Other (Specify), include deferrals relating to other income and deductions.

Line No.	Account Subdivisions (a)	Balance at Beginning of Year (b)	CHANGES DURING YEAR	
			Amounts Debited to Account 410.1 (c)	Amounts Credited to Account 411.1 (d)
1	Electric			
2				
3				
4				
5				
6				
7	Other			
8	TOTAL Electric (Enter Total of lines 2 thru 7)			
9	Gas			
10				
11	Customer deposits	-0-		
12	Antitrust case	2,463,339		
13	Bad debts	15,523		
14	Alternative minimum tax	-0-		
15	Other			
16	TOTAL Gas (Enter Total of lines 10 thru 15)	2,478,862		
17	Other (Specify)			
18	TOTAL (Acct 190) Total of lines 8, 16 and 17)	2,478,862		

NOTES

Name of Respondent City Gas Company of Florida	This Report Is: (1) <input checked="" type="checkbox"/> An Original (2) <input type="checkbox"/> A Resubmission	Date of Report (Mo, Da, Yr)	Year of Report Dec. 31, 19 <u>91</u>
---------------------------------------------------	-----------------------------------------------------------------------------------------------------------------------	--------------------------------	-----------------------------------------

ACCUMULATED DEFERRED INCOME TAXES (Account 190) (Continued)

3. If more space is needed, use separate pages as required. 4. In the space provided below, identify by amount and classification, significant items for which deferred taxes are being provided. Indicate insignificant amounts listed under Other.

CHANGES DURING YEAR		ADJUSTMENTS				Balance at End of Year (k)	Line No.
Amounts Debited to Account 410.2 (e)	Amounts Credited to Account 411.2 (f)	DEBITS		CREDITS			
		Acct. No. (g)	Amount (h)	Acct. No. (i)	Amount (j)		
							1
							2
							3
							4
							5
							6
							7
							8
							9
							10
							11
		410.4	2,463,339			-0-	12
(12,028)						27,551	13
		236.3	808,185	283	1,553,370	745,185	14
							15
							16
							17
(12,028)			3,271,524		1,553,370	772,736	18

NOTES (Continued)

Name of Respondent City Gas Company of Florida	This Report Is: (1) <input checked="" type="checkbox"/> An Original (2) <input type="checkbox"/> A Resubmission	Date of Report (Mo, Da, Yr)	Year of Report Dec. 31, 19 <u>91</u>
---------------------------------------------------	-----------------------------------------------------------------------------------------------------------------------	--------------------------------	-----------------------------------------

CAPITAL STOCK (Accounts 201 and 204)

1. Report below the particulars (details) called for concerning common and preferred stock at end of year, distinguishing separate series of any general class. Show separate totals for common and preferred stock. If information to meet the stock exchange reporting requirement outlined in column (a) is available from the SEC 10-K Report Form filing, a specific reference to the report form (i.e. year

and company title) may be reported in column (a) provided the fiscal years for both the 10-K report and this report are compatible.

2. Entries in column (b) should represent the number of shares authorized by the articles of incorporation as amended to end of year.

Line No.	Class and Series of Stock and Name of Stock Exchange <i>(a)</i>	Number of Shares Authorized by Charter <i>(b)</i>	Par or Stated Value Per Share <i>(c)</i>	Call Price at End of Year <i>(d)</i>
1	None			
2				
3				
4				
5				
6				
7				
8				
9				
10				
11				
12				
13				
14				
15				
16				
17				
18				
19				
20				
21				
22				
23				
24				
25				
26				
27				
28				
29				
30				
31				
32				
33				
34				
35				
36				
37				
38				
39				
40				
41				
42				

Name of Respondent City Gas Company of Florida	This Report is: (1) <input checked="" type="checkbox"/> An Original (2) <input type="checkbox"/> A Resubmission	Date of Report (Mo, Da, Yr)	Year of Report Dec. 31, 1991
---------------------------------------------------	-----------------------------------------------------------------------------------------------------------------------	--------------------------------	---------------------------------

CAPITAL STOCK (Accounts 201 and 204) (Continued)

3. Give particulars (details) concerning shares of any class and series of stock authorized to be issued by a regulatory commission which have not yet been issued.

4. The identification of each class of preferred stock should show the dividend rate and whether the dividends are cumulative or noncumulative.

5. State in a footnote if any capital stock which has been nominally issued is nominally outstanding at end of year.

6. Give particulars (details) in column (a) of any nominally issued capital stock, reacquired stock, or stock in sinking and other funds which is pledged, stating name of pledgee and purpose of pledge.

OUTSTANDING PER BALANCE SHEET (Total amount outstanding without reduction for amounts held by respondent.)		HELD BY RESPONDENT				Line No.
		AS REACQUIRED STOCK (Account 217)		IN SINKING AND OTHER FUNDS		
Shares (e)	Amount (f)	Shares (g)	Cost (h)	Shares (i)	Amount (j)	
		None				1
						2
						3
						4
						5
						6
						7
						8
						9
						10
						11
						12
						13
						14
						15
						16
						17
						18
						19
						20
						21
						22
						23
						24
						25
						26
						27
						28
						29
						30
						31
						32
						33
						34
						35
						36
						37
						38
						39
						40
						41
						42

Name of Respondent City Gas Company of Florida		This Report is: (1) <input checked="" type="checkbox"/> An Original (2) <input type="checkbox"/> A Resubmission		Date of Report (Mo, Da, Yr)	Year of Report Dec. 31, 1991
CAPITAL STOCK SUBSCRIBED, CAPITAL STOCK LIABILITY FOR CONVERSION, PREMIUM ON CAPITAL STOCK, AND INSTALLMENTS RECEIVED ON CAPITAL STOCK (Accounts 202 and 205, 203 and 206, 207, 212)					
1. Show for each of the above accounts the amounts applying to each class and series of capital stock. 2. For Account 202, <i>Common Stock Subscribed</i> , and Account 205, <i>Preferred Stock Subscribed</i> , show the subscription price and the balance due on each class at the end of year. 3. Describe in a footnote the agreement and transactions under which a conversion liability existed under Account 203,			<i>Common Stock Liability for Conversion, or Account 206, Preferred Stock Liability for Conversion, at the end of the year.</i> 4. For Premium on Account 207, <i>Capital Stock</i> , designate with an asterisk any amounts representing the excess of consideration received over stated values of stocks without par value.		
Line No.	Name of Account and Description of Item (a)	Number of Shares (b)	Amount (c)		
1					
2					
3					
4					
5					
6					
7					
8					
9					
10					
11					
12					
13					
14					
15					
16	None				
17					
18					
19					
20					
21					
22					
23					
24					
25					
26					
27					
28					
29					
30					
31					
32					
33					
34					
35					
36					
37					
38					
39					
40					
41					
42					
43					
44					
45					
46	TOTAL				

Name of Respondent City Gas Company of Florida		This Report Is: (1) <input checked="" type="checkbox"/> An Original (2) <input type="checkbox"/> A Resubmission	Date of Report (Mo, Da, Yr) Dec. 31, 19_91	Year of Report Dec. 31, 19_91
OTHER PAID-IN CAPITAL (Accounts 208-211, inc.)				
<p>Report below the balance at the end of the year and the information specified below for the respective other paid-in capital accounts. Provide a subheading for each account and show a total for the account, as well as total of all accounts for reconciliation with balance sheet, page 112. Add more columns for any account if deemed necessary. Explain changes made in any account during the year and give the accounting entries effecting such change.</p> <p>(a) <i>Donations Received from Stockholders (Account 208)</i>—State amount and give brief explanation of the origin and purpose of each donation.</p> <p>(b) <i>Reduction in Par or Stated Value of Capital Stock (Account 209)</i>—State amount and give brief explanation of the</p>		<p>capital changes which gave rise to amounts reported under this caption including identification with the class and series of stock to which related.</p> <p>(c) <i>Gain on Resale or Cancellation of Recquired Capital Stock (Account 210)</i>—Report balance at beginning of year, credits, debits, and balance at end of year with a designation of the nature of each credit and debit identified by the class and series of stock to which related.</p> <p>(d) <i>Miscellaneous Paid-in Capital (Account 211)</i>—Classify amounts included in this account according to captions which, together with brief explanations, disclose the general nature of the transactions which gave rise to the reported amounts.</p>		
Line No.	Item (a)	Amount (b)		
1	211 Division equity	30,273,200		
2				
3				
4				
5				
6				
7				
8				
9				
10				
11				
12				
13				
14				
15				
16				
17				
18				
19				
20				
21				
22				
23				
24				
25				
26				
27				
28				
29				
30				
31				
32				
33				
34				
35				
36				
37				
38				
39				
40	TOTAL	30,273,200		

Name of Respondent City Gas Company of Florida	This Report Is: (1) <input checked="" type="checkbox"/> An Original (2) <input type="checkbox"/> A Resubmission	Date of Report (Mo, Da, Yr)	Year of Report Dec. 31, 19 91
---------------------------------------------------	-----------------------------------------------------------------------------------------------------------------------	--------------------------------	----------------------------------

DISCOUNT ON CAPITAL STOCK (Account 213)

1. Report the balance at end of year of discount on capital stock for each class and series of capital stock.
 2. If any change occurred during the year in the balance with respect to any class or series of stock, attach a statement giving particulars (details) of the change. State the reason for any charge-off during the year and specify the amount charged.

Line No.	Class and Series of Stock (a)	Balance at End of Year (b)
1		
2		
3		
4		
5		
6		
7		
8		
9	None	
10		
11		
12		
13		
14		
15		
16		
17		
18		
19		
20		
21	TOTAL	

CAPITAL STOCK EXPENSE (Account 214)

1. Report the balance at end of year of capital stock expenses for each class and series of capital stock.
 2. If any change occurred during the year in the balance with respect to any class or series of stock, attach a statement giving particulars (details) of the change. State the reason for any charge-off of capital stock expense and specify the account charged.

Line No.	Class and Series of Stock (a)	Balance at End of Year (b)
1		
2		
3		
4		
5		
6		
7		
8		
9	None	
10		
11		
12		
13		
14		
15		
16		
17		
18		
19		
20		
21	TOTAL	

Name of Respondent City Gas Company of Florida	This Report Is: (1) <input checked="" type="checkbox"/> An Original (2) <input type="checkbox"/> A Resubmission	Date of Report (Mo, Da, Yr)	Year of Report Dec. 31, 1991
---------------------------------------------------	-----------------------------------------------------------------------------------------------------------------------	--------------------------------	---------------------------------

**SECURITIES ISSUED OR ASSUMED AND
SECURITIES REFUNDED OR RETIRED DURING THE YEAR**

1. Furnish a supplemental statement giving a brief description of security financing and refinancing transactions during the year and the accounting for the securities, discounts, premiums, expenses, and related gains or losses. Identify as to Commission authorization numbers and dates.

2. Furnish particulars (details) showing fully the accounting for the total principal amount, par value, or stated value of each class and series of security issued, assumed, retired, or refunded and the accounting for premiums, discounts, expenses, and gains or losses relating to the securities. Set forth the facts of the accounting clearly with regard to redemption premiums, unamortized discounts, expenses, and gains or losses relating to securities retired or refunded, including the accounting for such amounts carried in the respondent's accounts at the date of the refunding or refinancing transactions with respect to securities previously refunded or retired.

3. Include in the identification of each class and series of security, as appropriate, the interest or dividend rate,

nominal date of issuance, maturity date, aggregate principal amount, par value or stated value, and number of shares. Give also the issuance of redemption price and name of the principal underwriting firm through which the security transactions were consummated.

4. Where the accounting for amounts relating to securities refunded or retired is other than that specified in General Instruction 17 of the Uniform System of Accounts, give references to the Commission authorization for the different accounting and state the accounting method.

5. For securities assumed, give the name of the company for which the liability on the securities was assumed as well as particulars (details) of the transactions whereby the respondent undertook to pay obligations of another company. If any unamortized discount, premiums, expenses, and gains or losses were taken over onto the respondent's books, furnish details of these amounts with amounts relating to refunded securities clearly earmarked.

First Mortgage Bonds Retired:

5th Series due 1993	68,000
6th Series due 1997	125,000
8th Series due 1994	<u>700,000</u>
	893,000

All retirements of bonds are payments in accordance with normal Sinking Fund provisions and require no special accounting treatment. Payments are charged directly to liability account.

Name of Respondent City Gas Company of Florida	This Report is: (1) <input checked="" type="checkbox"/> An Original (2) <input type="checkbox"/> A Resubmission	Date of Report (Mo, Da, Yr)	Year of Report Dec. 31, 1991
---------------------------------------------------	-----------------------------------------------------------------------------------------------------------------------	--------------------------------	---------------------------------

LONG-TERM DEBT (Accounts 221, 222, 223, and 224)

1. Report by balance sheet Account the particulars (details) concerning long-term debt included in Accounts 221, Bonds, 222, Recquired Bonds, 223, Advances from Associated Companies, and 224, Other Long-Term Debt. If information to meet the stock exchange reporting requirement outlined in column (a) is available from the SEC 10-K Report Form filing, a specific reference to the report form (i.e. year and company title) may be reported in column (a) provided the fiscal years for both the 10-K report and this report are compatible.

2. For bonds assumed by the respondent, include in column (a) the name of the issuing company as well as a description of the bonds.

3. For advances from Associated Companies, report separately advances on notes and advances on open accounts. Designate demand notes as such. Include in column (a) names of associated companies from which advances were received.

4. For receivers' certificates, show in column (a) the name of the court and date of court order under which such certificates were issued.

Line No.	Class and Series of Obligation and Name of Stock Exchange (a)	Nominal Date of Issue (b)	Date of Maturity (c)	Outstanding (Total amount outstanding without reduction for amounts held by respondent) (d)
1	Bonds: (221)			
2	First Mortgage Bonds : 5th Series	1/1/68	1/1/93	1,072,000
3	6th Series	4/1/72	4/1/97	2,875,000
4	8th Series	7/1/84	7/1/94	2,200,000
5	9th Series	5/1/87	5/1/02	10,000,000
6				
7				
8				
9				
10				
11				
12				
13				
14				
15				
16				
17				
18				
19				
20				
21				
22				
23				
24				
25				
26				
27				
28				
29				
30				
31				
32				
33				
34				
35				
36				
37				
38	TOTAL			16,147,000

Name of Respondent City Gas Company of Florida	This Report is: (1) <input checked="" type="checkbox"/> An Original (2) <input type="checkbox"/> A Resubmission	Date of Report (Mo, Da, Yr)	Year of Report Dec. 31, 19 ⁹¹
---------------------------------------------------	-----------------------------------------------------------------------------------------------------------------------	--------------------------------	---------------------------------------------

LONG-TERM DEBT (Accounts 221, 222, 223, and 224) (Continued)

5. In a supplemental statement, give explanatory particulars (details) for Accounts 223 and 224 of net changes during the year. With respect to long-term advances, show for each company: (a) principal advanced during year, (b) interest added to principal amount, and (c) principal repaid during year. Give Commission authorization numbers and dates.

6. If the respondent has pledged any of its long-term debt securities, give particulars (details) in a footnote, including name of the pledgee and purpose of the pledge.

7. If the respondent has any long-term securities which have been nominally issued and are nominally

outstanding at end of year, describe such securities in a footnote.

8. If interest expense was incurred during the year on any obligations retired or reacquired before end of year, include such interest expense in column (f). Explain in a footnote any difference between the total of column (f) and the total of Account 427, *Interest on Long-Term Debt and Account 430, Interest on Debt to Associated Companies.*

9. Give particulars (details) concerning any long-term debt authorized by a regulatory commission but not yet issued.

INTEREST FOR YEAR		HELD BY RESPONDENT		Redemption Price Per \$100 at End of Year	Line No.
Rate (in %)	Amount	Reacquired Bonds (Acct. 222)	Sinking and Other Funds		
(e)	(f)	(g)	(h)	(i)	
7½	77,722			100.00%	1
8	232,500			101.67%	2
14	357,000			N/A	3
8½	850,000			N/A	4
					5
					6
					7
					8
					9
					10
					11
					12
					13
					14
					15
					16
					17
					18
					19
					20
					21
					22
					23
					24
					25
					26
					27
					28
					29
					30
					31
					32
					33
					34
					35
					36
					37
	1,517,222				38

Name of Respondent City Gas Company of Florida	This Report is: (1) <input checked="" type="checkbox"/> An Original (2) <input type="checkbox"/> A Resubmission	Date of Report (Mo, Da, Yr) Dec. 31, 19 ⁹¹	Year of Report Dec. 31, 19 ⁹¹
---------------------------------------------------	-----------------------------------------------------------------------------------------------------------------------	-------------------------------------------------------------	---------------------------------------------

UNAMORTIZED DEBT EXPENSE, PREMIUM AND DISCOUNT ON LONG-TERM DEBT (Accounts 181, 225, 226)

1. Report under separate subheadings for Unamortized Debt Expense, Unamortized Premium on Long-Term Debt and Unamortized Discount on Long-Term Debt, particulars (details) of expense, premium or discount applicable to each class and series of long-term debt.
2. Show premium amounts by enclosing the figures in parentheses.

3. In column (b) show the principal amount of bonds or other long-term debt originally issued.
4. In column (c) show the expense, premium or discount with respect to the amount of bonds or other long-term debt originally issued.

Line No	Designation of Long-Term Debt (a)	Principal Amount of Debt Issued (b)	Total Expense, Premium or Discount (c)	AMORTIZATION PERIOD	
				Date From (d)	Date To (e)
1	Unamortized Debt Discount and Expense (181):				
2	<u>First Mortgage Bonds:</u>				
3	Due 1993	2,500,000	62,981	1968	1993
4	1997	5,000,000	85,745	1972	1997
5	1994	5,000,000	88,032	1984	1994
6	2002	10,000,000	210,941	1987	2002
7					
8					
9					
10	Total				
11	Amortization charged to account	428			
12					
13					
14					
15					
16					
17					
18					
19					
20					
21					
22					
23					
24					
25					
26					
27					
28					
29					
30					
31					
32					
33					
34					
35					
36					
37					
38					
39					
40					
41					
42					
43					
44					

Name of Respondent City Gas Company of Florida	This Report is: (1) <input checked="" type="checkbox"/> An Original (2) <input type="checkbox"/> A Resubmission	Date of Report (Mo, Da, Yr)	Year of Report Dec. 31, 19 ⁹¹
---------------------------------------------------	-----------------------------------------------------------------------------------------------------------------------	--------------------------------	---------------------------------------------

UNAMORTIZED DEBT EXPENSE, PREMIUM AND DISCOUNT ON LONG-TERM DEBT (Accounts 181, 225, 226) (Cont.)

5. Furnish in a footnote particulars (details) regarding the treatment of unamortized debt expense, premium or discount associated with issues redeemed during the year. Also, give in a footnote the date of the Commission's authorization of treatment other than as specified by the Uniform System of Accounts.

6. Identify separately undisposed amounts applicable to issues which were redeemed in prior years.

7. Explain any debits and credits other than amortization debited to Account 428, *Amortization of Debt Discount and Expense*, or credited to Account 429, *Amortization of Premium on Debt—Credit*.

Balance at Beginning of Year (f)	Debits During Year (g)	Credits During Year (h)	Balance at End of Year (i)	Line No.
				1
				2
5,040		2,520	2,520	3
21,375		3,420	17,955	4
30,870		8,820	22,050	5
<u>158,576</u>		<u>13,992</u>	<u>144,584</u>	6
				7
				8
				9
215,861		28,752	187,109	10
				11
				12
				13
				14
				15
				16
				17
				18
				19
				20
				21
				22
				23
				24
				25
				26
				27
				28
				29
				30
				31
				32
				33
				34
				35
				36
				37
				38
				39
				40
				41
				42
				43
				44

Name of Respondent City Gas Company of Florida	This Report is: (1) <input checked="" type="checkbox"/> An Original (2) <input type="checkbox"/> A Resubmission	Date of Report (Mo, Da, Yr)	Year of Report Dec. 31, 19 91
---------------------------------------------------	-----------------------------------------------------------------------------------------------------------------------	--------------------------------	----------------------------------

UNAMORTIZED LOSS AND GAIN ON REACQUIRED DEBT (Accounts 189, 257)

1. Report under separate subheadings for Unamortized Loss and Unamortized Gain on Recquired Debt, particulars (details) of gain and loss, including maturity date, on reacquisition applicable to each class and series of long-term debt. If gain or loss resulted from a refunding transaction, include also the maturity date of the new issue.
 2. In column (c) show the principal amount of bonds or other long-term debt reacquired.
 3. In column (d) show the net gain or net loss realized

on each debt reacquisition as computed in accordance with General Instruction 17 of the Uniform Systems of Accounts.
 4. Show loss amounts by enclosing the figures in parentheses.
 5. Explain in a footnote any debits and credits other than amortization debited to Account 428.1, *Amortization of Loss on Recquired Debt*, or credited to Account 429.1, *Amortization of Gain on Recquired Debt-Credit*.

Line No.	Designation of Long-Term Debt <i>(a)</i>	Date Recquired <i>(b)</i>	Principal of Debt Recquired <i>(c)</i>	Net Gain or Net Loss <i>(d)</i>	Balance at Beginning of Year <i>(e)</i>	Balance at End of Year <i>(f)</i>
1						
2						
3						
4						
5						
6						
7						
8						
9						
10			None			
11						
12						
13						
14						
15						
16						
17						
18						
19						
20						
21						
22						
23						
24						
25						
26						
27						
28						
29						
30						
31						
32						
33						
34						
35						
36						
37						
38						
39						
40						
41						

Name of Respondent City Gas Company of Florida		This Report Is: (1) <input checked="" type="checkbox"/> An Original (2) <input type="checkbox"/> A Resubmission		Date of Report (Mo, Da, Yr)	Year of Report Dec. 31, 1991
RECONCILIATION OF REPORTED NET INCOME WITH TAXABLE INCOME FOR FEDERAL INCOME TAXES					
1. Report the reconciliation of reported net income for the year with taxable income used in computing Federal income tax accruals and show computation of such tax accruals. Include in the reconciliation, as far as practicable, the same detail as furnished on Schedule M-1 of the tax return for the year. Submit a reconciliation even though there is no taxable income for the year. Indicate clearly the nature of each reconciling amount.			2. If the utility is a member of a group which files consolidated Federal tax return, reconcile reported net income with taxable net income as if a separate return were to be filed, indicating, however, intercompany amounts to be eliminated in such a consolidated return. State names of group members, tax assigned to each group member, and basis of allocation, assignment, or sharing of the consolidated tax among the group members.		
Line No.	Particulars (Details) (a)			Amount (b)	
1	Net Income for the Year (Page 117)			3,029,490	
2	Reconciling Items for the Year				
3					
4	Taxable Income Not Reported on Books				
5	Deductions Recorded on Books Not Deducted for Return				
6	Deferred taxes net of investment credit			2,137,849	
7	NUI acquisition adjustment			614,400	
8	Insurance Reserves			335,641	
9	Deductions Recorded on Books Not Deducted for Return (continued)				
10	ESOP Adjustments			158,287	
11	Regulatory costs			151,506	
12	Bad Debts			31,963	
13	Pension adjustments			26,090	
14	Income Recorded on Books Not Included in Return				
15	Political Contributions			8,900	
16	Meals			6,330	
17	Federal income taxes			(574,979)	
18	Income Recorded on Books Not Included in Return-Subsidiary earnings			(738,484)	
19	Deductions on Return Not Charged Against Book Income				
20	Antitrust settlement			(6,500,000)	
21	Plant depreciation and amortization			(828,483)	
22	ESOP dividends			(316,319)	
23					
24					
25					
26					
27	Federal Tax Net Income			(2,457,809)	
28	Show Computation of Tax:				
29					
30	Taxable			Effective	
31	Income			Rate	
32				Federal	
33				Income tax	
34					
35					
36					
37					
38					
39					
40					
41					
42					
43					
44					

Name of Respondent City Gas Company of Florida	This Report Is: (1) <input checked="" type="checkbox"/> An Original (2) <input type="checkbox"/> A Resubmission	Date of Report (Mo, Da, Yr)	Year of Report Dec. 31, 19 <u>91</u>
---------------------------------------------------	-----------------------------------------------------------------------------------------------------------------------	--------------------------------	-----------------------------------------

TAXES ACCRUED, PREPAID AND CHARGED DURING YEAR

1. Give particulars (details) of the combined prepaid and accrued tax accounts and show the total taxes charged to operations and other accounts during the year. Do not include gasoline and other sales taxes which have been charged to the accounts to which the taxed material was charged. If the actual or estimated amounts of such taxes are known, show the amounts in a footnote and designate whether estimated or actual amounts.

2. Include on this page, taxes paid during the year and charged direct to final accounts, (not charged to prepaid or

accrued taxes). Enter the amounts in both columns (d) and (e). The balancing of this page is not affected by the inclusion of these taxes.

3. Include in column (d) taxes charged during the year, taxes charged to operations and other accounts through (a) accruals credited to taxes accrued, (b) amounts credited to proportions of prepaid taxes chargeable to current year, and (c) taxes paid and charged direct to operations or accounts other than accrued and prepaid tax accounts.

4. List the aggregate of each kind of tax in such manner

Line No.	Kind of Tax (See Instruction 5) (a)	BALANCE AT BEGINNING OF YEAR	
		Taxes Accrued (b)	Prepaid Taxes (c)
1	Federal: Income tax	145,928	
2	Unemployment tax	529	
3	FICA	6,524	
4	Total federal	152,981	
5	State : Income tax	(64,692)	
6	Emergency excise tax	30,390	
7	Gross receipts tax	74,904	
8	Unemployment tax	66	
9	Corporate annual report fee		-0-
10	FPSC assessment	113,901	
11	Use tax	3,997	
12	Total state	158,566	
13	Local : Ad valorem 1991	-0-	
14	Occupational		-0-
15	Total local	-0-	-0-
16			
17			
18	TOTAL	311,547	-0-

DISTRIBUTION OF TAXES CHARGED (Show utility department where applicable and account charged.)

Line No.	Electric (Account 408.1, 409.1) (a)	Gas (Account 408.1 409.1) (b)	Other Utility Departments (Account 408.1, 409.1) (c)	Other Income and Deductions (Account 408.2, 409.2) (d)
	1		1,215,051	
2		11,255		
3		343,194		
4		1,569,500		(1,909,062)
5		186,222		(326,793)
6		37,200		
7		97,965		
8		1,406		
9		70		
10		174,076		
11				(326,793)
12		496,939		
13		708,537		
14		4,292		
15		712,829		
16				
17				
18	TOTAL	2,779,268		(2,235,855)

Name of Respondent City Gas Company of Florida	This Report is: (1) <input checked="" type="checkbox"/> An Original (2) <input type="checkbox"/> A Resubmission	Date of Report (Mo, Da, Yr) Dec. 31, 1991	Year of Report Dec. 31, 1991
---------------------------------------------------	-----------------------------------------------------------------------------------------------------------------------	-------------------------------------------------	---------------------------------

TAXES ACCRUED, PREPAID AND CHARGED DURING YEAR (Continued)

that the total tax for each State and subdivision can readily be ascertained.

5. If any tax (exclude Federal and state income taxes) covers more than one year, show the required information separately for each tax year, identifying the year in column (a).

6. Enter all adjustments of the accrued and prepaid tax accounts in column (f) and explain each adjustment in a footnote. Designate debit adjustments by parentheses.

7. Do not include on this page entries with respect to deferred income taxes or taxes collected through payroll

deductions or otherwise pending transmittal of such taxes to the taxing authority.

8. Show in columns (l) thru (p) how the taxed accounts were distributed. Show both the utility department and number of account charged. For taxes charged to utility plant, show the number of the appropriate balance sheet plant account or subaccount.

9. For any tax apportioned to more than one utility department or account, state in a footnote the basis (necessity) of apportioning such tax.

Taxes Charged During Year (a)	Taxes Paid During Year (e)	Adjustments (f)	BALANCE AT END OF YEAR		Line No.
			Taxes Accrued (Account 236) (g)	Prepaid Taxes (Incl. in Account 165) (h)	
(694,011)	309,000	(1) 2,353,441	1,496,358		1
13,883	13,627		785		2
427,679	425,490		8,713		3
<u>(252,449)</u>	<u>748,117</u>	<u>2,353,441</u>	<u>1,505,856</u>		4
(140,571)	80,000	(2) (12,858)	(298,121)		5
37,200			67,590		6
97,965	170,928		1,941		7
1,735	1,703		98		8
70	70			-0-	9
174,076	203,140		84,837		10
108,834	99,262		13,569		11
<u>279,309</u>	<u>555,103</u>	<u>(12,858)</u>	<u>(130,086)</u>	<u>-0-</u>	12
710,346	710,139		207		13
4,292	4,292			-0-	14
<u>714,638</u>	<u>714,431</u>		<u>207</u>	<u>-0-</u>	15
				-0-	16
741,498	2,017,651	2,340,583	1,375,977	-0-	17
				-0-	18

DISTRIBUTION OF TAXES CHARGED (Show utility department where applicable and account charged.)

Extraordinary Items - (Account 409.3) Non op accounts (m)	Other Utility Opn. Income (Account 408.1, 409.1) (n)	Adjustment to Ret. Earnings (Account 439) (o)	Other (p)	Line No.
2,628			(1) Prior yrs adj	1
84,485			Amt	2
<u>87,113</u>				3
				4
			(2) Prior yrs adj	5
				6
329				7
				8
108,834				9
<u>109,163</u>				10
1,809				11
				12
<u>1,809</u>				13
				14
				15
				16
198,085				17
				18

Name of Respondent		This Report Is:			Date of Report	Year of Report
City Gas Company of Florida		(1) <input checked="" type="checkbox"/> An Original (2) <input type="checkbox"/> A Resubmission			(Mo, Da, Yr)	Dec. 31, 19 <u>91</u>
INVESTMENT TAX CREDITS GENERATED AND UTILIZED						
<p>1. Prepare this page regardless of the method of accounting adopted for the investment tax credits. By footnote state the method of accounting adopted, and whether the company has consented or is required by another Commission to pass the tax credits on to customers.</p> <p>2. As indicated in column (a), show each year's activities from 1962 through the year covered by this report, identifying the data by the indicated percentages.</p> <p>3. Report in columns (b) and (e) the amount of investment tax credits generated from properties acquired for use in utility operations. Report in columns (c) and (f) the amount of such generated credits utilized in computing the annual income taxes. Also explain by footnote any adjustments to</p>				<p>columns (b) through (f) such as corrections, etc., or carryback of unused credits. Such adjustments should be carried back or forward to the applicable years.</p> <p>4. Report in column (d), the weighted-average useful life of all properties used in computing the investment tax credits in column (b). Also, show in this column for the year 1971 and thereafter, the option exercised [(1) rate base treatment, (2) ratable flow through, or (3) flow through] for rate purposes in accordance with section 48(f) of the Internal Revenue Code.</p> <p>5. Show by footnote (page 551, Footnotes) any unused credits available at end of each year for carrying forward as a reduction of taxes in subsequent years.</p>		
Line No.	Year (a)	Gas			Other Departments or Operations	
		Generated (b)	Utilized (c)	Weighted Average Life of Property (d)	Generated (e)	Utilized (f)
1	1962-78					
2	3%	411,967	406,744	Approx (2)		
3	4%	198,098	197,762	30 years (1)		
4	7%	345,101	345,101		143,200	87,136
5	10%	208,234	208,296			
6	11%					
7						
8	1979					
9	3%					
10	4%		67	" (2)		
11	7%					
12	10%	169,730	169,777	(1)		
13	11%					
14						
15	1980					
16	3%					
17	4%					
18	7%					
19	10%	315,063	315,063	" (1)		
20	11%					
21		(45)		(2)		
22						
23	1981					
24	3%					
25	4%		(49)	(2)		
26	6%					
27	7%					
28	10%	347,953	347,953	" (1)		
29	11%					
30		(194)		(2)		
31						
32	1982					
33	3%					
34	4%			(37)	Transfer to subsidiary	
35	6%					
36	7%					
37	10%	598,861	598,861	" (1)		
38	11%					
39			(2,411)	(2)		
40						

Name of Respondent		This Report Is:			Date of Report	Year of Report
City Gas Company of Florida		(1) <input checked="" type="checkbox"/> An Original (2) <input type="checkbox"/> A Resubmission			(Mo, Da, Yr)	Dec. 31, 19 <u>91</u>
INVESTMENT TAX CREDITS GENERATED AND UTILIZED (Continued)						
Line No.	Year	Gas			Other Departments or Operations	
		Generated	Utilized	Weighted Average Life of Property	Generated	Utilized
(a)	(b)	(c)	(d)	(e)	(f)	
41	1983					
42	3%			Approx. 30 Years		
43	4%		(9,824)		Transfer to subsidiary	
44	6%					
45	7%					
46	8%					
47	10%	334,607	334,607	" (1)		
48	11%					
49			(24,680)		Def'd. tax on basis reduction	
50			(7,358)		Transfer to subsidiary	
51	1984					
52	3%					
53	4%		129		Transfer from subsidiary	
54	6%					
55	7%					
56	8%					
57	10%	367,230	367,230	" (1)		
58	11%					
59			(81,044)		Def'd. tax on basis reduction	
60			5,312			
61	1985					
62	3%					
63	4%					
64	6%					
65	7%					
66	8%					
67	10%	467,491	467,491	" (1)		
68	11%					
69			(102,877)			
70		19,351	19,351	" (1)		
71	1986					
72	3%					
73	4%					
74	6%					
75	7%					
76	8%	42,602	42,602	" (1)		
77	10%	27,494	27,494	" (1)		
78			(110,812)		Def'd. tax on basis reduction	
79	1987					
80	10%		15,073		Basis reduction reversal	
81					net of recapture	
82	1988					
83	10%		(765)		Basis reduction reversal	
84					net of recapture	
85	1989					
86	10%		3,497		Basis reduction reversal	
87					net of recapture	

Name of Respondent City Gas Company of Florida	This Report Is: (1) <input checked="" type="checkbox"/> An Original (2) <input type="checkbox"/> A Resubmission	Date of Report (Mo, Da, Yr) Dec. 31, 1991	Year of Report Dec. 31, 1991
---------------------------------------------------	-----------------------------------------------------------------------------------------------------------------------	-------------------------------------------------	---------------------------------

ACCUMULATED DEFERRED INVESTMENT TAX CREDITS (Account 255)

Report below information applicable to Account 255. Where appropriate, segregate the balances and transactions by utility and nonutility operations. Explain by footnote any

correction adjustments to the account balance shown in column (g). Include in column (f) the average period over which the tax credits are amortized.

Line No.	Account Subdivisions (a)	Balance at Beginning of Year (b)	Deferred for Year		Allocations to Current Year's Income		Adjustments (g)
			Account No. (c)	Amount (d)	Account No. (e)	Amount (f)	
1	Gas Utility						
2	3%	85,362			411	15,457	
3	4%	169,706			420	11,889	
4	7%						
5	10%	1,888,960			420	115,877	
6	8%	37,270			420	7,105	
7							
8	TOTAL	2,181,298				150,328	
9	Other (List separately and show 3%, 4%, 7%, 10% and TOTAL)						
10							
11							
12							
13							
14							
15							
16							
17							
18							
19							
20							
21							
22							
23							
24							
25							
26							
27							
28							
29							
30							
31							
32							
33							
34							
35							
36							
37							
38							
39							
40							
41							
42							
43							
44							
45							
46							
47							
48							

Name of Respondent City Gas Company of Florida	This Report Is: (1) <input checked="" type="checkbox"/> An Original (2) <input type="checkbox"/> A Resubmission	Date of Report (Mo, Da, Yr)	Year of Report Dec. 31, 19_91
----------------------------------------------------------	------------------------------------------------------------------------------------------------------------------------------	---------------------------------------	-----------------------------------------

ACCUMULATED DEFERRED INVESTMENT TAX CREDITS (Account 255) (Continued)

Balance at End of Year <i>(h)</i>	Average Period of Allocation to Income <i>(i)</i>	Adjustment Explanation	Line No.
			1
69,905			2
157,817			3
			4
1,773,083			5
30,165			6
			7
2,030,970			8
			9
			10
			11
			12
			13
			14
			15
			16
			17
			18
			19
			20
			21
			22
			23
			24
			25
			26
			27
			28
			29
			30
			31
			32
			33
			34
			35
			36
			37
			38
			39
			40
			41
			42
			43
			44
			45
			46
			47
			48

Name of Respondent City Gas Company of Florida	This Report Is: (1) <input checked="" type="checkbox"/> An Original (2) <input type="checkbox"/> A Resubmission	Date of Report (Mo, Da, Yr)	Year of Report Dec. 31, 19 <u>91</u>
---------------------------------------------------	-----------------------------------------------------------------------------------------------------------------------	--------------------------------	-----------------------------------------

MISCELLANEOUS CURRENT AND ACCRUED LIABILITIES (Account 242)

1. Describe and report the amount of other current and accrued liabilities at the end of year.

2. Minor items (less than \$100,000) may be grouped under appropriate title.

Line No.	Item (a)	Balance at End of Year (b)
1	Pension Trust Contributions	245,621
2	ESOP Contributions	184,200
3	FASB #87 Adjustment - Pension	36,360
4	Medley Sewer Assessment	36,094
5	Interest - Brevard County Detention Facility ATC	25,709
6	Audit Fees	24,000
7	Legal Fees - Steel Hector Davis	23,646
8	Legal Fees - McCarthy Sweeney Harkaway	20,072
9	Payroll Deductions	1,493
10	Actuarial Services	(8,005)
11		
12		
13		
14		
15		
16		
17		
18		
19		
20		
21		
22		
23		
24		
25		
26		
27		
28		
29		
30		
31		
32		
33		
34		
35		
36		
37		
38		
39		
40		
41		
42		
43	TOTAL	589,190

Name of Respondent City Gas Company of Florida	This Report Is: (1) <input checked="" type="checkbox"/> An Original (2) <input type="checkbox"/> A Resubmission	Date of Report (Mo, Da, Yr)	Year of Report Dec. 31, 19 91
---------------------------------------------------	-----------------------------------------------------------------------------------------------------------------------	--------------------------------	----------------------------------

OTHER DEFERRED CREDITS (Account 253)

1. Report below the particulars (details) called for concerning other deferred credits.
 2. For any deferred credit being amortized, show the period of amortization.
 3. Minor items (less than \$100,000) may be grouped by classes.

4. For any undelivered gas obligations to customers under take-or-pay clauses of sale agreements, show the total amount on this page and report particulars (details) called for by page 267. Show also on this page, but as a separate item, any advance billings or receipts for gas sales or service classified in Account 253 but not related to take-or-pay arrangements.

Line No.	Description of Other Deferred Credits (a)	Balance at Beginning of Year (b)	DEBITS		Credits (e)	Balance at End of Year (f)
			Contra Account (c)	Amount (d)		
1	PGA overrecoveries	177,912	400	473,763	719,867	424,016
2	Deferred piping	-0-	401	818,388	818,388	-0-
3	Miller & Consolidated Gas	-0-	235	167,464	167,464	-0-
4	Rate reduction	-0-	400	83,138	83,138	-0-
5						
6						
7						
8						
9						
10						
11						
12						
13						
14						
15						
16						
17						
18						
19						
20						
21						
22						
23						
24						
25						
26						
27						
28						
29						
30						
31						
32						
33						
34						
35						
36						
37						
38						
39						
40						
41						
42						
43						
44						
45						
46						
47	TOTAL	177,912		1,542,753	1,788,857	424,016

Name of Respondent City Gas Company of Florida	This Report is: (1) <input checked="" type="checkbox"/> An Original (2) <input type="checkbox"/> A Resubmission	Date of Report (Mo, Da, Yr) Dec. 31, 1991	Year of Report Dec. 31, 1991
---------------------------------------------------	-----------------------------------------------------------------------------------------------------------------------	-------------------------------------------------	---------------------------------

UNDELIVERED GAS OBLIGATIONS UNDER SALES AGREEMENTS

1. Report below the information called for concerning obligations to customers under take or pay clauses of gas sale agreements. If any of the obligations are included in an account other than 253, Other Deferred Credits, show the account in which included and on page 266 of this report show the aggregate dollar amount with notation that details are reported on this page. Explain why

any take or pay obligations were not included in Account 253.

2. If any obligation at the beginning of year (or which arose during the year) was cancelled, forfeited by the customer, or applied to another purpose, state in a footnote gas volume and dollar amount, period when such obligation arose, accounting entries, and give a concise explanation

Line No.	Name of Customer (Designate associated companies with an asterisk) (a)	Respondent's FERC Rate Schedule No. (b)	BALANCE AT BEGINNING OF YEAR	
			Mcf (14.73 psia at 60°F) (c)	Amount (d)
1				
2				
3				
4				
5				
6				
7				
8				
9				
10				
11				
12				
13	None			
14				
15				
16				
17				
18				
19				
20				
21				
22				
23				
24				
25				
26				
27				
28				
29				
30				
31				
32				
33				
34				
35				
36				
37				
38				
39				
40				
41				
42				
43				
44				
45				
46	TOTAL			

Name of Respondent City Gas Company of Florida		This Report Is: (1) <input checked="" type="checkbox"/> An Original (2) <input type="checkbox"/> A Resubmission		Date of Report (Mo, Da, Yr)	Year of Report Dec. 31, 1991	
UNDELIVERED GAS OBLIGATIONS UNDER SALES AGREEMENTS (Continued)						
of circumstances causing forfeiture or other disposition of the take or pay obligation. 3. If for any reason a take or pay situation is in controversy, list the amount of those prepayment claims which have not been paid, together with footnote notation that the amount is in controversy (and any explanation the respondent chooses to make).			4. If any delivery obligation was determined other than by reference to amounts per Mcf or demand-commodity factors, furnish a concise explanation of basis of computation in a footnote.			
BALANCE AT END OF YEAR		UNDELIVERED GAS FOR CURRENT YEAR			Make-Up Period Expiration Date (j)	Line No.
Mcf (14.73 psia at 60 °F) (e)	Amount (f)	Cents per Mcf (g)	Mcf (14.73 psia at 60 °F) (h)	Percent of Year's Required Delivery (i)		
			None			1 2 3 4 5 6 7 8 9 10 11 12 13 14 15 16 17 18 19 20 21 22 23 24 25 26 27 28 29 30 31 32 33 34 35 36 37 38 39 40 41 42 43 44 45 46

Name of Respondent City Gas Company of Florida	This Report Is: (1) <input checked="" type="checkbox"/> An Original (2) <input type="checkbox"/> A Resubmission	Date of Report (Mo, Da, Yr)	Year of Report Dec. 31, 19 ⁹¹
---------------------------------------------------	-----------------------------------------------------------------------------------------------------------------------	--------------------------------	---------------------------------------------

ACCUMULATED DEFERRED INCOME TAXES—ACCELERATED AMORTIZATION PROPERTY (Account 281)

1. Report the information called for below concerning the respondent's accounting for deferred income taxes relating to amortizable property.
2. For Other (Specify), include deferrals relating to other

Line No.	Account (a)	Balance at Beginning of Year (b)	CHANGES DURING YEAR	
			Amounts Debited to Account 410.1 (c)	Amounts Credited to Account 411.1 (d)
1	Accelerated Amortization (Account 281)			
2	Electric			
3	Defense Facilities			
4	Pollution Control Facilities			
5	Other			
6				
7				
8	TOTAL Electric (Enter Total of lines 3 thru 7)			
9	Gas			
10	Defense Facilities			
11	Pollution Control Facilities			
12	Other			
13				
14				
15	TOTAL Gas (Enter Total of lines 10 thru 14)			
16	Other (Specify)			
17	TOTAL (Acct 281) (Total of 8, 15 and 16)			
18	Classification of TOTAL			
19	Federal Income Tax			
20	State Income Tax			
21	Local Income Tax			

NOTES

None

Name of Respondent City Gas Company of Florida	This Report Is: (1) <input checked="" type="checkbox"/> An Original (2) <input type="checkbox"/> A Resubmission	Date of Report (Mo, Da, Yr)	Year of Report Dec. 31, 19 <u>91</u>
---------------------------------------------------	-----------------------------------------------------------------------------------------------------------------------	--------------------------------	-----------------------------------------

ACCUMULATED DEFERRED INCOME TAXES—ACCELERATED AMORTIZATION PROPERTY (Account 281) (Continued)

income and deductions.
3. Use separate pages as required.

CHANGES DURING YEAR		ADJUSTMENTS				Balance at End of Year (k)	Line No.
Amounts Debited to Account 410.2 (e)	Amounts Credited to Account 411.2 (f)	Debits		Credits			
		Acct. No. (g)	Amount (h)	Acct. No. (i)	Amount (j)		
							1
							2
							3
							4
							5
							6
							7
							8
							9
							10
							11
							12
							13
							14
							15
							16
							17
							18
							19
							20
							21

NOTES (Continued)

Name of Respondent City Gas Company of Florida	This Report is: (1) <input checked="" type="checkbox"/> An Original (2) <input type="checkbox"/> A Resubmission	Date of Report (Mo, Da, Yr)	Year of Report Dec. 31, 19 <u>91</u>
---------------------------------------------------	-----------------------------------------------------------------------------------------------------------------------	--------------------------------	-----------------------------------------

ACCUMULATED DEFERRED INCOME TAXES—OTHER PROPERTY (Account 282)

1. Report the information called for below concerning the respondent's accounting for deferred income taxes relating to property not subject to accelerated amortization.
 2. For Other (Specify), include deferrals relating to other

Line No.	Account Subdivisions (a)	Balance at Beginning of Year (b)	CHANGES DURING YEAR	
			Amounts Debited to Account 410.1 (c)	Amounts Credited to Account 411.1 (d)
1	Account 282			
2	Electric			
3	Gas	9,249,110	311,756	
4	Other (Define)			
5	TOTAL (Enter Total of lines 2 thru 4)	9,249,110	311,756	
6	Other (Specify)			
7				
8				
9	TOTAL Account 282 (Enter Total of lines 5 thru 8)	9,249,110	311,756	
10	Classification of TOTAL			
11	Federal Income Tax	8,390,682	249,294	
12	State income Tax	858,428	62,462	
13	Local Income Tax			

NOTES

Name of Respondent City Gas Company of Florida	This Report is: (1) <input checked="" type="checkbox"/> An Original (2) <input type="checkbox"/> A Resubmission	Date of Report (Mo, Da, Yr)	Year of Report Dec. 31, 1991
---------------------------------------------------	-----------------------------------------------------------------------------------------------------------------------	--------------------------------	---------------------------------

ACCUMULATED DEFERRED INCOME TAXES—OTHER PROPERTY (Account 282) (Continued)

income and deductions.
3. Use separate pages as required.

CHANGES DURING YEAR		ADJUSTMENTS				Balance at End of Year (k)	Line No.
Amounts Debited to Account 410.2 (e)	Amounts Credited to Account 411.2 (f)	Debits		Credits			
		Acct. No. (g)	Amount (h)	Acct. No. (i)	Amount (j)		
							1
							2
		410	19,260	410	118,764	9,461,362	3
							4
			19,260		118,764	9,461,362	5
							6
							7
							8
							9
							10
					118,764	8,521,212	11
			19,260			940,150	12
						9,461,362	13

NOTES (Continued)

Name of Respondent City Gas Company of Florida		This Report is: (1) <input checked="" type="checkbox"/> An Original (2) <input type="checkbox"/> A Resubmission	Date of Report (Mo, Da, Yr)	Year of Report Dec. 31, 1991
ACCUMULATED DEFERRED INCOME TAXES—OTHER (Account 283)				
1. Report the information called for below concerning the respondent's accounting for deferred income taxes relating		to amounts recorded in Account 283. 2. For Other (Specify), include deferrals relating to other		
Line No.	Account Subdivisions (a)	Balance at Beginning of Year (b)	CHANGES DURING YEAR	
			Amounts Debited to Account 410.1 (c)	Amounts Credited to Account 411.1 (d)
1	Account 283			
2	Electric			
3				
4				
5				
6				
7				
8	Other			
9	TOTAL Electric (Total of lines 3 thru 8)			
10	Gas			
11	Regulatory costs	258,332		
12	Bad debt reserves	(4,140)		
13	Contingencies	266,000		
14	ESOP and Pension	-0-		
15	Insurance reserves	-0-		
16	Amt	-0-		
17	TOTAL Gas (Total of lines 11 thru 16)	520,192		
18	Other (Specify)			
19	TOTAL (Acct 283) (Total of lines 9,17 and 18)			
20	Classification of TOTAL			
21	Federal Income Tax	483,038		
22	State Income Tax	37,154		
23	Local Income Tax			
NOTES				

Name of Respondent City Gas Company of Florida	This Report Is: (1) <input checked="" type="checkbox"/> An Original (2) <input type="checkbox"/> A Resubmission	Date of Report (Mo, Da, Yr) Dec. 31, 19 91	Year of Report Dec. 31, 19 91
---------------------------------------------------	-----------------------------------------------------------------------------------------------------------------------	--------------------------------------------------	----------------------------------

ACCUMULATED DEFERRED INCOME TAXES—OTHER (Account 283) (Continued)

income and deductions. and 273. Include amounts relating to insignificant items listed under Other.
 3. Provide in the space below explanations for pages 272 4. Use separate pages as required.

CHANGES DURING YEAR		ADJUSTMENTS				Balance at End of Year (k)	Line No.
Amounts Debited to Account 410.2 (e)	Amounts Credited to Account 411.2 (f)	Debits		Credits			
		Acct. No. (g)	Amount (h)	Acct. No. (i)	Amount (j)		
							1
							2
							3
							4
							5
							6
							7
							8
							9
							10
57,012						201,320	11
		236	20,697	236	15,055	(9,782)	12
						266,000	13
40,610		236	9,818	236	13,054	(37,374)	14
126,302						(126,302)	15
141,643		236	666,542	190	1,553,370	745,185	16
365,567			697,057		1,581,479	1,039,047	17
							18
							19
							20
330,067			692,597		1,577,371	1,037,745	21
35,500			4,460		4,108	1,302	22
							23

NOTES (Continued)

Name of Respondent City Gas Company of Florida		This Report Is: (1) <input checked="" type="checkbox"/> An Original (2) <input type="checkbox"/> A Resubmission	Date of Report (Mo, Da, Yr) Dec. 31, 1991	Year of Report Dec. 31, 1991
GAS OPERATING REVENUES (ACCOUNT 400)				
1. Report below natural gas operating revenues for each prescribed account, and manufactured gas revenues in total. 2. Natural gas means either natural gas unmixed or any mixture of natural and manufactured gas. 3. Report number of customers, columns (f) and (g), on the basis of meters, in addition to the number of flat rate accounts; except that where separate meter readings are added for billing purposes, one customer should be counted		for each group of meters added. The average number of customers means the average of twelve figures at the close of each month. 4. Report quantities of natural gas sold in Mcf (14.73 psia at 60°F). If billings are on a therm basis, give the Btu contents of the gas sold and the sales converted to Mcf. 5. If increases or decreases from previous year (columns (c), (e) and (g)), are not derived from previously		
Line No.	Title of Account (a)	OPERATING REVENUES		
		Amount for Year (b)	Amount for Previous Year (c)	
1	GAS SERVICE REVENUES			
2	480 Residential Sales	17,055,153	15,177,005	
3	481 Commercial & Industrial Sales			
4	Small (or Comm.) (See Instr. 6)	19,148,393	19,524,320	
5	Large (or Ind.) (See Instr. 6)	6,923,330	5,843,115	
6	482 Other Sales to Public Authorities			
7	484 Interdepartmental Sales Accrued/PGA	(116,679)	(464,071)	
8	TOTAL Sales to Ultimate Consumers	43,010,197	40,080,369	
9	483 Sales for Resale			
10	TOTAL Nat. Gas Service Revenues	43,010,197	40,080,369	
11	Revenues from Manufactured Gas			
12	TOTAL Gas Service Revenues	43,010,197	40,080,369	
13	OTHER OPERATING REVENUES			
14	485 Intracompany Transfers			
15	487 Forfeited Discounts			
16	488 Misc. Service Revenues	361,780	142,120	
17	489 Rev. from Trans. of Gas of Others			
18	490 Sales of Prod. Ext. from Nat. Gas			
19	491 Rev. from Nat. Gas Proc. by Others			
20	492 Incidental Gasoline and Oil Sales			
21	493 Rent from Gas Property (Leased appliances)	1,717,531		
22	494 Interdepartmental Rents			
23	495 Other Gas Revenues			
24	TOTAL Other Operating Revenues	2,079,311	142,120	
25	TOTAL Gas Operating Revenues	45,089,508	40,222,489	
26	(Less) 496 Provision for Rate Refunds			
27	TOTAL Gas Operating Revenues Net of Provision for Refunds	45,089,508		
28	Dist. Type Sales by States (Incl. Main Line Sales to Resid. and Comm. Custrs.)			
29	Main Line Industrial Sales (Incl. Main Line Sales to Pub. Authorities)			
30	Sales for Resale			
31	Other Sales to Pub. Auth. (Local Dist. Only)			
32	Interdepartmental Sales			
33	TOTAL (Same as Line 10, Columns (b) and (d))	45,089,508		

Name of Respondent City Gas Company of Florida	This Report is: (1) <input checked="" type="checkbox"/> An Original (2) <input type="checkbox"/> A Resubmission	Date of Report (Mo, Da, Yr)	Year of Report Dec. 31, 19 <u>91</u>
---------------------------------------------------	-----------------------------------------------------------------------------------------------------------------------	--------------------------------	-----------------------------------------

GAS OPERATING REVENUES (ACCOUNT 400) (Continued)

reported figures, explain any inconsistencies in a footnote.

6. Commercial and Industrial Sales, Account 481, may be classified according to the basis of classification (Small or Commercial, and Large or Industrial) regularly used by the respondent if such basis of classification is not generally greater than 200,000 Mcf per year or approximately 800 Mcf

Therms

per day of normal requirements. (See Account 481 of the Uniform System of Accounts. Explain basis of classification in a footnote.)

7. See pages 108-109, Important Changes During Year, for important new territory added and important rate increases or decreases.

MCF OF NATURAL GAS SOLD		AVG. NO. OF NAT. GAS CUSTRS. PER MO.		Line No.
Quantity for Year (d)	Quantity for Previous Year (e)	Number for Year (f)	Number for Previous Year (g)	
18,679,126	18,050,865	80,943	75,375	1
				2
				3
42,365,470	41,440,973	4,370	4,251	4
19,414,153	16,157,100	30	28	5
				6
130,646	(975,436)			7
80,589,395	74,673,502	85,343	79,654	8
				9
80,589,395	74,673,502	85,343	79,654	10
NOTES				11
				12
				13
				14
				15
				16
				17
				18
All sales are within the State of Florida				19
				20
				21
				22
				23
				24
				25
				26
				27
				28
				29
				30
				31
				32
				33

Name of Respondent City Gas Company of Florida	This Report is: (1) <input checked="" type="checkbox"/> An Original (2) <input type="checkbox"/> A Resubmission	Date of Report (Mo, Da, Yr)	Year of Report Dec. 31, 1991
---------------------------------------------------	-----------------------------------------------------------------------------------------------------------------------	--------------------------------	---------------------------------

DISTRIBUTION TYPE SALES BY STATES

1. Report in total for each State, sales by classes of service. Report main line sales to residential and commercial consumers in total by States. Do not include field and main line sales to industrial consumers; these should be reported on pages 306-309, Field and Main Line Industrial Sales of Natural Gas.

Line No.	Name of State (a)	Total Residential, Commercial and Industrial		Residential
		Operating Revenues (Total of (d), (f) and (h)) (b)	Mcf (14.73 psia at 60°F) (Total of (e), (g) and (i)) (c)	Operating Revenues (d)
1				
2				
3				
4				
5				
6				
7				
8				
9				
10				
11				
12				
13				
14				
15				
16				
17				
18				
19				
20				
21				
22				
23				
24				
25				
26				
27				
28				
29				
30				
31				
32				
33				
34				
35				
36				
37				
38				
39				
40				
41				
42				
43				
44				
45				
46				
47				
48				
49				

N/A

Name of Respondent City Gas Company of Florida		This Report Is: (1) <input checked="" type="checkbox"/> An Original (2) <input type="checkbox"/> A Resubmission		Date of Report (Mo, Da, Yr)	Year of Report Dec. 31, 1991
DISTRIBUTION TYPE SALES BY STATES (Continued)					
2. Provide totals for sales within each State. 3. Natural gas means either natural gas unmixed, or any mixture of natural and manufactured gas. State in a footnote			the components of mixed gas, i.e., whether natural and oil refinery gases, natural and coke oven gases, etc., and specify the approximate percentage of natural gas in the mixture.		
Residential (Continued)		Commercial		Industrial	
Mcf (14.73 psia at 60°F) (e)	Operating Revenues (f)	Mcf (14.73 psia at 60°F) (g)	Operating Revenues (h)	Mcf (14.73 psia at 60°F) (i)	Line No.
		N/A			1 2 3 4 5 6 7 8 9 10 11 12 13 14 15 16 17 18 19 20 21 22 23 24 25 26 27 28 29 30 31 32 33 34 35 36 37 38 39 40 41 42 43 44 45 46 47 48 49

BLANK PAGE

(Next page is 305)

Name of Respondent City Gas Company of Florida	This Report Is: (1) <input checked="" type="checkbox"/> An Original (2) <input type="checkbox"/> A Resubmission	Date of Report (Mo, Da, Yr)	Year of Report Dec. 31, 19_91
---------------------------------------------------	-----------------------------------------------------------------------------------------------------------------------	--------------------------------	----------------------------------

RESIDENTIAL AND COMMERCIAL SPACE HEATING CUSTOMERS

A residential space heating customer is a customer whose major fuel for heating is gas.

Line No.	Item (a)	Residential (b)	Commercial (c)
1	Average Number of Space Heating Customers for the Year (Estimate if not known. Designate with an asterisk if estimated.)	Not Available	
2	For Space Heating Only, Estimated Average Mcf (14.73 psia at 60°F) Per Customer for the Year		
3	Number of Space Heating Customers Added During the Year		
4	Number of Unfilled Applications for Space Heating at End of Year		

INTERRUPTIBLE, OFF PEAK, AND FIRM SALES TO DISTRIBUTION SYSTEM INDUSTRIAL CUSTOMERS

1. Report below the average number of interruptible, off peak, and firm industrial customers on local distribution systems of the respondent, and the Mcf of gas sales to these customers for the year.

2. Interruptible customers are those to whom service may be interrupted under terms of the customer's gas contract, or to whom service is required to be interrupted, regardless of contractual arrangements in emergency periods, by law,

ordinance, directive, or other requirement of government authority. State in a footnote the basis on which interruptible customers are reported.

3. Off peak sales are seasonal and other sales which do not occur during wintertime demands.

4. Report pressure base of gas volumes at 14.73 psia at 60°F.

Line No.	Item (a)	Number/Amount (b)
1	Interruptible Customers	
2	Average Number of Customers for the Year	30
3	Mcf of Gas Sales for the Year	19,414,153
4	Therms Off Peak Customers	
5	Average Number of Customers for the Year	
6	Mcf of Gas Sales for the Year	
7	Therms Firm Customers Commercial/Industrial	
8	Average Number of Customers for the Year	4,370
9	Mcf of Gas Sales for the Year	42,365,470
10	Therms TOTAL Industrial Customers	
11	Average Number of Customers for the Year	4,400
12	Mcf of Gas Sales for the Year and transportation service	61,779,623

Therms

Line 12 includes 765,936 therms delivered for others under end-use contract.

Name of Respondent City Gas Company of Florida	This Report Is: (1) <input checked="" type="checkbox"/> An Original (2) <input type="checkbox"/> A Resubmission	Date of Report (Mo, Da, Yr)	Year of Report Dec. 31, 1991
---------------------------------------------------	-----------------------------------------------------------------------------------------------------------------------	--------------------------------	---------------------------------

FIELD AND MAIN LINE INDUSTRIAL SALES OF NATURAL GAS

1. Report below particulars (details) concerning sales of natural gas to industrial customers served other than from local distribution systems operated by the respondent. Classify between field sales and transmission sales and further subdivide these sales between sales subject to FERC certification and sales not requiring a FERC certificate. Include also any field and main line sales, classified as Other Sales to Public Authorities and indicate such inclusion in a footnote. Field sales means sales made from wells, from points along gathering lines in gas field or production areas or from points along transmission lines within field or production areas. Transmission sales means sales made from points along transmission lines not within gas fields or production areas.

2. Natural gas means either natural gas unmixed, or any mixture of any natural and manufactured gas. Designate with an asterisk, however, any sales of mixed gas. In a footnote state the components of mixed gas, i.e., natural and refinery gases, natural and coke oven gases, etc., and specify the approximate percentage of natural gas in the mixture.

3. Report separately sales to each field and main line industrial consumer to which sales of 50,000 Mcf or more were made during the year, grouped and totalled by State. Report other sales in total for each State, showing number of sales grouped.

4. Provide separate grand totals for each State in addition to a grand total for all field and main line industrial sales.

Line No.	Name of Customer (Designate associated companies with an asterisk) (a)	Latest Effective Docket Number in which Delivery was Authorized (b)	Point of Delivery (State and county, or city) (c)	Type of Sale (See Instr. 6) (d)	Approx. Btu per Cu. Ft. (e)
1					
2					
3					
4					
5					
6					
7					
8					
9					
10			None		
11					
12					
13					
14					
15					
16					
17					
18					
19					
20					
21					
22					
23					
24					
25					
26					
27					
28					
29					
30					
31					
32					
33					
34					
35					
36					
37					
38					
39					

Name of Respondent City Gas Company of Florida	This Report Is: (1) <input checked="" type="checkbox"/> An Original (2) <input type="checkbox"/> A Resubmission	Date of Report (Mo, De, Yr)	Year of Report Dec. 31, 1991
---------------------------------------------------	-----------------------------------------------------------------------------------------------------------------------	--------------------------------	---------------------------------

SALES OF PRODUCTS EXTRACTED FROM NATURAL GAS (Account 490)

1. Report particulars (details) concerning sales of gasoline, butane, propane, and other products extracted from natural gas, including sales of any such products which may have been purchased from others for re-sale.

2. If the purchasers are numerous, it is permissible to group the sales by kind of product. Show the number of purchasers grouped. Show separately, however, sales to associated companies or to companies which were associated at the time the applicable sales contracts were made.

Line No.	Name of Purchaser (Designate associated companies with an asterisk) <i>(a)</i>	Name of Product <i>(b)</i>	Quantity (In gallons) <i>(c)</i>	Amount of Sales (In dollars) <i>(d)</i>	Sales Amount per Gallon (In cents) (d - c) <i>(e)</i>
1					
2					
3					
4					
5					
6					
7					
8		None			
9					
10					
11					
12					
13					
14					
15					
16					
17					

REVENUES FROM NATURAL GAS PROCESSED BY OTHERS (Account 491)

1. Report particulars (details) concerning royalties and other revenues derived from permission granted to others for the right to remove products from the respondent's natural gas.

2. If the respondent's natural gas is processed by others for removal of saleable products and no revenue therefrom is derived by the respondent, complete only columns (a) and (b) below, and include the date of contract in column (a).

Line No.	Name of Processor and Description of Transaction (Designate associated companies with an asterisk) <i>(a)</i>	Mcf of Respondent's Gas Processed (14.73 psia at 60°F) <i>(b)</i>	Revenue (In dollars) <i>(c)</i>
1			
2			
3			
4			
5			
6			
7			
8			
9			
10			
11			
12			
13			
14			
15			
16			

Name of Respondent City Gas Company of Florida	This Report Is: (1) <input checked="" type="checkbox"/> An Original (2) <input type="checkbox"/> A Resubmission	Date of Report (Mo, Da, Yr) Dec. 31, 1991	Year of Report Dec. 31, 1991
---------------------------------------------------	-----------------------------------------------------------------------------------------------------------------------	-------------------------------------------------	---------------------------------

GAS OPERATION AND MAINTENANCE EXPENSES

If the amount for previous year is not derived from previously reported figures, explain in footnotes.

Line No.	Account (a)	Amount for Current Year (b)	Amount for Previous Year (c)
1	1. PRODUCTION EXPENSES		
2	A. Manufactured Gas Production	None	None
3	Manufactured Gas Production (Submit Supplemental Statement)		
4	B. Natural Gas Production		
5	B1. Natural Gas Production and Gathering		
6	Operation		
7	750 Operation Supervision and Engineering		
8	751 Production Maps and Records		
9	752 Gas Wells Expenses		
10	753 Field Lines Expenses		
11	754 Field Compressor Station Expenses		
12	755 Field Compressor Station Fuel and Power		
13	756 Field Measuring and Regulating Station Expenses		
14	757 Purification Expenses		
15	758 Gas Well Royalties		
16	759 Other Expenses		
17	760 Rents		
18	TOTAL Operation (Enter Total of lines 7 thru 17)	None	None
19	Maintenance		
20	761 Maintenance Supervision and Engineering		
21	762 Maintenance of Structures and Improvements		
22	763 Maintenance of Producing Gas Wells		
23	764 Maintenance of Field Lines		
24	765 Maintenance of Field Compressor Station Equipment		
25	766 Maintenance of Field Meas. and Reg. Sta. Equipment		
26	767 Maintenance of Purification Equipment		
27	768 Maintenance of Drilling and Cleaning Equipment		
28	769 Maintenance of Other Equipment		
29	TOTAL Maintenance (Enter Total of lines 20 thru 28)		
30	TOTAL Natural Gas Production and Gathering (Total of lines 18 and 29)	None	None
31	B2. Products Extraction		
32	Operation		
33	770 Operation Supervision and Engineering		
34	771 Operation Labor		
35	772 Gas Shrinkage		
36	773 Fuel		
37	774 Power		
38	775 Materials		
39	776 Operation Supplies and Expenses		
40	777 Gas Processed by Others		
41	778 Royalties on Products Extracted		
42	779 Marketing Expenses		
43	780 Products Purchased for Resale		
44	781 Variation in Products Inventory		
45	(Less) 782 Extracted Products Used by the Utility—Credit		
46	783 Rents		
47	TOTAL Operation (Enter Total of lines 33 thru 46)	None	None

Name of Respondent		This Report Is:	Date of Report	Year of Report
City Gas Company of Florida		(1) <input checked="" type="checkbox"/> An Original (2) <input type="checkbox"/> A Resubmission	(Mo, Da, Yr)	Dec. 31, 19 91
GAS OPERATION AND MAINTENANCE EXPENSES (Continued)				
Line No.	Account (a)	Amount for Current Year (b)	Amount for Previous Year (c)	
B2. Products Extraction (Continued)				
48	Maintenance			
49	784 Maintenance Supervision and Engineering			
50	785 Maintenance of Structures and Improvements			
51	786 Maintenance of Extraction and Refining Equipment			
52	787 Maintenance of Pipe Lines			
53	788 Maintenance of Extracted Products Storage Equipment			
54	789 Maintenance of Compressor Equipment			
55	790 Maintenance of Gas Measuring and Reg. Equipment			
56	791 Maintenance of Other Equipment			
57	TOTAL Maintenance (Enter Total of lines 49 thru 56)			
58	TOTAL Products Extraction (Enter Total of lines 47 and 57)	None	None	
C. Exploration and Development				
60	Operation			
61	795 Delay Rentals			
62	796 Nonproductive Well Drilling			
63	797 Abandoned Leases			
64	798 Other Exploration			
65	TOTAL Exploration and Development (Enter Total of lines 61 thru 64)	None	None	
D. Other Gas Supply Expenses				
66	Operation			
67	800 Natural Gas Well Head Purchases			
68	800.1 Natural Gas Well Head Purchases, Intracompany Transfers			
69	801 Commodity - Transportation for Others	225,257		
70	802 Natural Gas Gasoline Plant Outlet Purchases			
71	803 Natural Gas Transmission Line Purchases			
72	804 Natural Gas City Gate Purchases	20,354,489	20,012,805	
73	804.1 Liquefied Natural Gas Purchases			
74	805 Other Gas Purchases			
75	(Less) 805.1 Purchased Gas Cost Adjustments			
76				
77	TOTAL Purchased Gas (Enter Total of lines 67 to 75)	20,579,746	20,012,805	
78	806 Exchange Gas			
79	Purchased Gas Expenses			
80	807.1 Well Expenses—Purchased Gas			
81	807.2 Operation of Purchased Gas Measuring Stations			
82	807.3 Maintenance of Purchased Gas Measuring Stations			
83	807.4 Purchased Gas Calculations Expenses			
84	807.5 Other Purchased Gas Expenses			
85	TOTAL Purchased Gas Expenses (Enter Total of lines 80 thru 84)			
86	808.1 Gas Withdrawn from Storage—Debit			
87	(Less) 808.2 Gas Delivered to Storage—Credit			
88	809.1 Withdrawals of Liquefied Natural Gas for Processing—Debit			
89	(Less) 809.2 Deliveries of Natural Gas for Processing—Credit			
90	Gas Used in Utility Operations—Credit			
91	810 Gas Used for Compressor Station Fuel—Credit			
92	811 Gas Used for Products Extraction—Credit			
93	812 Gas Used for Other Utility Operations—Credit	(44,157)	(41,370)	
94	TOTAL Gas Used in Utility Operations—Credit (Total of lines 91 thru 93)	(44,157)	(41,370)	
95	813 Other Gas Supply Expenses	307		
96	TOTAL Other Gas Supply Exp (Total of lines 77, 78, 85, 86 thru 89, 94, 95)	20,535,896	19,971,435	
97	TOTAL Production Expenses (Enter Total of lines 3, 30, 58, 65, and 96)	20,535,896	19,971,435	

Name of Respondent City Gas Company of Florida		This Report is: (1) <input checked="" type="checkbox"/> An Original (2) <input type="checkbox"/> A Resubmission	Date of Report (Mo, Da, Yr)	Year of Report Dec. 31, 19 <u>91</u>
GAS OPERATION AND MAINTENANCE EXPENSES (Continued)				
Line No.	Account (a)		Amount for Current Year (b)	Amount for Previous Year (c)
98	2. NATURAL GAS STORAGE, TERMINALING AND PROCESSING EXPENSES			
99	A. Underground Storage Expenses			
100	Operation			
101	814	Operation Supervision and Engineering		
102	815	Maps and Records		
103	816	Wells Expenses		
104	817	Lines Expense		
105	818	Compressor Station Expenses		
106	819	Compressor Station Fuel and Power		
107	820	Measuring and Regulating Station Expenses		
108	821	Purification Expenses		
109	822	Exploration and Development		
110	823	Gas Losses		
111	824	Other Expenses		
112	825	Storage Well Royalties		
113	826	Rents		
114	TOTAL Operation (Enter Total of lines 101 thru 113)		None	None
115	Maintenance			
116	830	Maintenance Supervision and Engineering		
117	831	Maintenance of Structures and Improvements		
118	832	Maintenance of Reservoirs and Wells		
119	833	Maintenance of Lines		
120	834	Maintenance of Compressor Station Equipment		
121	835	Maintenance of Measuring and Regulating Station Equipment		
122	836	Maintenance of Purification Equipment		
123	837	Maintenance of Other Equipment		
124	TOTAL Maintenance (Enter Total of lines 116 thru 123)			
125	TOTAL Underground Storage Expenses (Total of lines 114 and 124)		None	None
126	B. Other Storage Expenses			
127	Operation			
128	840	Operation Supervision and Engineering		
129	841	Operation Labor and Expenses		
130	842	Rents		
131	842.1	Fuel		
132	842.2	Power		
133	842.3	Gas Losses		
134	TOTAL Operation (Enter Total of lines 128 thru 133)		None	None
135	Maintenance			
136	843.1	Maintenance Supervision and Engineering		
137	843.2	Maintenance of Structures and Improvements		
138	843.3	Maintenance of Gas Holders		
139	843.4	Maintenance of Purification Equipment		
140	843.5	Maintenance of Liquefaction Equipment		
141	843.6	Maintenance of Vaporizing Equipment		
142	843.7	Maintenance of Compressor Equipment		
143	843.8	Maintenance of Measuring and Regulating Equipment		
144	843.9	Maintenance of Other Equipment		
145	TOTAL Maintenance (Enter Total of lines 136 thru 144)			
146	TOTAL Other Storage Expenses (Enter Total of lines 134 and 145)		None	None

Name of Respondent City Gas Company of Florida		This Report Is: (1) <input checked="" type="checkbox"/> An Original (2) <input type="checkbox"/> A Resubmission	Date of Report (Mo, Da, Yr)	Year of Report Dec. 31, 19 <u>91</u>
GAS OPERATION AND MAINTENANCE EXPENSES (Continued)				
Line No.	Account (a)	Amount for Current Year (b)	Amount for Previous Year (c)	
147	C. Liquefied Natural Gas Terminating and Processing Expenses			
148	Operation			
149	844.1 Operation Supervision and Engineering			
150	844.2 LNG Processing Terminal Labor and Expenses			
151	844.3 Liquefaction Processing Labor and Expenses			
152	844.4 Liquefaction Transportation Labor and Expenses			
153	844.5 Measuring and Regulating Labor and Expenses			
154	844.6 Compressor Station Labor and Expenses			
155	844.7 Communication System Expenses			
156	844.8 System Control and Load Dispatching			
157	845.1 Fuel			
158	845.2 Power			
159	845.3 Rents			
160	845.4 Demurrage Charges			
161	(Less) 845.5 Wharfage Receipts—Credit			
162	845.6 Processing Liquefied or Vaporized Gas by Others			
163	846.1 Gas Losses			
164	846.2 Other Expenses			
165	TOTAL Operation (Enter Total of lines 149 thru 164)	None	None	
166	Maintenance			
167	847.1 Maintenance Supervision and Engineering			
168	847.2 Maintenance of Structures and Improvements			
169	847.3 Maintenance of LNG Processing Terminal Equipment			
170	847.4 Maintenance of LNG Transportation Equipment			
171	847.5 Maintenance of Measuring and Regulating Equipment			
172	847.6 Maintenance of Compressor Station Equipment			
173	847.7 Maintenance of Communication Equipment			
174	847.8 Maintenance of Other Equipment			
175	TOTAL Maintenance (Enter Total of lines 167 thru 174)			
176	TOTAL Liquefied Nat Gas Terminating and Processing Exp (Lines 165 & 175)			
177	TOTAL Natural Gas Storage (Enter Total of lines 125, 146, and 176)	None	None	
178	3. TRANSMISSION EXPENSES			
179	Operation			
180	850 Operation Supervision and Engineering			
181	851 System Control and Load Dispatching			
182	852 Communication System Expenses			
183	853 Compressor Station Labor and Expenses			
184	854 Gas for Compressor Station Fuel			
185	855 Other Fuel and Power for Compressor Stations			
186	856 Mains Expenses			
187	857 Measuring and Regulating Station Expenses			
188	858 Transmission and Compression of Gas by Others			
189	859 Other Expenses			
190	860 Rents			
191	TOTAL Operation (Enter Total of lines 180 thru 190)	None	None	

Name of Respondent		This Report Is:	Date of Report	Year of Report
City Gas Company of Florida		(1) <input checked="" type="checkbox"/> An Original (2) <input type="checkbox"/> A Resubmission	(Mo, Da, Yr)	Dec. 31, 1991
GAS OPERATION AND MAINTENANCE EXPENSES (Continued)				
Line No.	Account (a)	Amount for Current Year (b)	Amount for Previous Year (c)	
3. TRANSMISSION EXPENSES (Continued)				
192	Maintenance			
193	861 Maintenance Supervision and Engineering			
194	862 Maintenance of Structures and Improvements			
195	863 Maintenance of Mains			
196	864 Maintenance of Compressor Station Equipment			
197	865 Maintenance of Measuring and Reg. Station Equipment			
198	866 Maintenance of Communication Equipment			
199	867 Maintenance of Other Equipment			
200	TOTAL Maintenance (Enter Total of lines 193 thru 199)			
201	TOTAL Transmission Expenses (Enter Total of lines 191 and 200)	None	None	
202	4. DISTRIBUTION EXPENSES			
203	Operation			
204	870 Operation Supervision and Engineering	53,845	21,465	
205	871 Distribution Load Dispatching			
206	872 Compressor Station Labor and Expenses			
207	873 Compressor Station Fuel and Power			
208	874 Mains and Services Expenses	659,484	502,170	
209	875 Measuring and Regulating Station Expenses—General			
210	876 Measuring and Regulating Station Expenses—Industrial	35,173	23,062	
211	877 Measuring and Regulating Station Expenses—City Gate Check Station	25,269	41,285	
212	878 Meter and House Regulator Expenses	641,079	573,365	
213	879 Customer Installations Expenses	1,410,425	1,142,024	
214	880 Other Expenses	620,436	501,412	
215	881 Rents	177,307	167,675	
216	TOTAL Operation (Enter Total of lines 204 thru 215)	3,623,018	2,972,458	
217	Maintenance			
218	885 Maintenance Supervision and Engineering	3,096		
219	886 Maintenance of Structures and Improvements	3,790	12,234	
220	887 Maintenance of Mains	118,321	89,018	
221	888 Maintenance of Compressor Station Equipment			
222	889 Maintenance of Meas. and Reg. Sta. Equip.—General			
223	890 Maintenance of Meas. and Reg. Sta. Equip.—Industrial	17,587	7,364	
224	891 Maintenance of Meas. and Reg. Sta. Equip.—City Gate Check Station	36,911	47,356	
225	892 Maintenance of Services	94,735	34,395	
226	893 Maintenance of Meters and House Regulators	380,427	355,542	
227	894 Maintenance of Other Equipment	140,087	12,943	
228	TOTAL Maintenance (Enter Total of lines 218 thru 227)	794,954	558,852	
229	TOTAL Distribution Expenses (Enter Total of lines 216 and 228)	4,417,972	3,531,310	
230	5. CUSTOMER ACCOUNTS EXPENSES			
231	Operation			
232	901 Supervision	130,655	106,728	
233	902 Meter Reading Expenses	559,119	480,827	
234	903 Customer Records and Collection Expenses	1,510,205	1,453,344	
235	904 Uncollectible Accounts	134,790	106,765	
236	905 Miscellaneous Customer Accounts Expenses	92,770	86,758	
237	TOTAL Customer Accounts Expenses (Enter Total of lines 232 thru 236)	2,427,539	2,234,422	

Name of Respondent		This Report Is:	Date of Report	Year of Report
City Gas Company of Florida		(1) <input checked="" type="checkbox"/> An Original (2) <input type="checkbox"/> A Resubmission	(Mo, Da, Yr)	Dec. 31, 19_91
GAS OPERATION AND MAINTENANCE EXPENSES (Continued)				
Line No.	Account (a)	Amount for Current Year (b)	Amount for Previous Year (c)	
238	6. CUSTOMER SERVICE AND INFORMATIONAL EXPENSES			
239	Operation			
240	907 Supervision			
241	908 Customer Assistance Expenses			
242	909 Informational and Instructional Expenses			
243	910 Miscellaneous Customer Service and Informational Expenses			
244	TOTAL Customer Service and Information Expenses (Lines 240 thru 243)	None	None	
245	7. SALES EXPENSES			
246	Operation			
247	911 Supervision	63,563	44,271	
248	912 Demonstrating and Selling Expenses	1,483,385	589,503	
249	913 Advertising Expenses	5,713	1,572	
250	916 Miscellaneous Sales Expenses	63,728	51,130	
251	TOTAL Sales Expenses (Enter Total of lines 247 thru 250)	1,616,389	686,476	
252	8. ADMINISTRATIVE AND GENERAL EXPENSES			
253	Operation			
254	920 Administrative and General Salaries	936,802	1,141,446	
255	921 Office Supplies and Expenses	446,778	432,264	
256	(Less) (922) Administrative Expenses Transferred—Cr.			
257	923 Outside Services Employed	443,184	417,370	
258	924 Property Insurance	13,364	11,150	
259	925 Injuries and Damages	1,148,169	711,126	
260	926 Employee Pensions and Benefits	1,963,554	1,309,990	
261	927 Franchise Requirements			
262	928 Regulatory Commission Expenses	267,702	25,975	
263	(Less) (929) Duplicate Charges—Cr.	435,035	324,086	
264	930.1 General Advertising Expenses	4,419	5,763	
265	930.2 Miscellaneous General Expenses	103,127	89,957	
266	931 Rents	193,247	182,809	
267	TOTAL Operation (Enter Total of lines 254 thru 266)	5,085,311	4,003,764	
268	Maintenance			
269	935 Maintenance of General Plant	56,134	57,406	
270	TOTAL Administrative and General Exp (Total of lines 267 and 269)	5,141,445	4,061,170	
271	TOTAL Gas O. and M. Exp (Lines 97, 177, 201, 229, 237, 244, 251, and 270)	34,139,241	30,484,813	
NUMBER OF GAS DEPARTMENT EMPLOYEES				
1. The data on number of employees should be reported for the payroll period ending nearest to October 31, or any payroll period ending 60 days before or after October 31.		construction employees in a footnote.		
2. If the respondent's payroll for the reporting period includes any special construction personnel, include such employees on line 3, and show the number of such special		3. The number of employees assignable to the gas department from joint functions of combination utilities may be determined by estimate, on the basis of employee equivalents. Show the estimated number of equivalent employees attributed to the gas department from joint functions.		
1.	Payroll Period Ended (Date)	10/31/91		
2.	Total Regular Full-Time Employees	228		
3.	Total Part-Time and Temporary Employees	1		
4.	Total Employees	229		

Name of Respondent City Gas Company of Florida		This Report is: (1) <input checked="" type="checkbox"/> An Original (2) <input type="checkbox"/> A Resubmission		Date of Report (Mo, Da, Yr)	Year of Report Dec. 31, 19 <u>91</u>		
EXPLORATION AND DEVELOPMENT EXPENSES (Accounts 795, 796, 798) (Except Abandoned Leases, Account 797)							
1. Report below exploration and development costs for the year, exclusive of Account 797, Abandoned Leases, according to the prescribed accounts shown by the column headings.			3. Explain in a footnote any difference between the amounts reported in column (f) and the amount shown on page 231, Preliminary Survey and Investigation Charges, for clearance to Account 798 during the year from Account 183.1, Preliminary Natural Gas Survey and Investigation Charges.				
2. Provide subheadings and subtotals for exploration and development costs for each State.							
Line No	Field (a)	County (b)	Delay Rentals (Account 795) (c)	Nonproductive Well Drilling (Account 796)		Other Exploration Costs (Accounts 798) (f)	Total (g)
				Number of Wells (d)	Amount (e)		
1							
2							
3							
4							
5							
6							
7							
8							
9							
10							
11							
12							
13							
14							
15							
16							
17							
18							
19							
20							
21							
22							
23							
24							
25							
26							
27	TOTAL						
ABANDONED LEASES (Account 797)							
1. Report below particulars (details) concerning the provision for the year to cover probable loss on abandonment of natural gas leases included in Account 105, Gas Plant Held for Future Use which have never been productive.			If the year's total provision is comprised of separate determinations with respect to certain groups or classes of leases, show separately the determinations for each such group or class. If the provision was so determined that component amounts may be identified by territories, fields, or counties, show the component amounts identified as such.				
2. Explain the basis of determining the year's provision and state whether the basis is the same as that used for the preceding year.							
Line No.	Item (a)					Amount (b)	
1							
2							
3							
4							
5							
6							
7							
8							
9							
10	TOTAL						

Name of Respondent City Gas Company of Florida	This Report is: (1) <input checked="" type="checkbox"/> An Original (2) <input type="checkbox"/> A Resubmission	Date of Report (Mo, Da, Yr)	Year of Report Dec. 31, 19_91
---------------------------------------------------	-----------------------------------------------------------------------------------------------------------------------	--------------------------------	----------------------------------

GAS PURCHASES (Accounts 800, 800.1, 801, 802, 803, 804, 804.1, 805, 805.1)

1. Provide totals for the following accounts:
- 800 Natural Gas Well Head Purchases
 - 800.1 Natural Gas Well Head Purchases, Intracompany Transfers
 - 801 Natural Gas Field Line Purchases
 - 802 Natural Gas Gasoline Plant Outlet Purchases
 - 803 Natural Gas Transmission Line Purchases
 - 804 Natural Gas City Gate Purchases
 - 804.1 Liquefied Natural Gas Purchases
 - 805 Other Gas Purchases
 - 805.1 Purchase Gas Cost Adjustments

- The totals shown in columns (b) and (c) should agree with the books of account. Reconcile any differences in a footnote.
2. State in column (b) the volume of purchased gas as finally measured for the purpose of determining the amount payable for the gas. Include current year receipts of make-up gas that was paid for in prior years.
3. State in column (c) the dollar amount (omit cents) paid and previously paid for the volumes of gas shown in column (b).
4. State in column (d) the average cost per Mcf to the nearest hundredth of a cent. (Average means column (c) divided by column (b) multiplied by 100.)

Line No.	Account Title (a)	Sendout Therms		Therm
		Gas Purchased (14.73 psia 60°F) (b)	Cost of Gas (In dollars) (c)	Average Cost Per Mcf (To nearest .01 of a cent) (d)
01	800 — Natural Gas Well Head Purchases			
02	800.1 — Natural Gas Well Head Purchases, Intracompany Transf.			
03	801 — Natural Gas Field Line Purchases			
04	802 — Natural Gas Gasoline Plant Outlet Purchases			
05	803 — Natural Gas Transmission Line Purchases			
06	804 — Natural Gas City Gate Purchases	78,333,595	20,547,780	.26231
07	804.1 — Liquefied Natural Gas Purchases			
08	805 — Other Gas Purchases	765,936	31,966	.04173
09	805.1 — Purchased Gas Cost Adjustments			
10	TOTAL (Enter Total of lines 01 thru 9)	79,099,531	20,579,746	.26018

Notes to Gas Purchases

08 - Transportation, End-Use Contract:

Total on line 10 above includes gas transported for others under end-use contract.

Name of Respondent City Gas Company of Florida	This Report is: (1) <input checked="" type="checkbox"/> An Original (2) <input type="checkbox"/> A Resubmission	Date of Report (Mo, Da, Yr) Dec. 31, 1991	Year of Report Dec. 31, 1991
---------------------------------------------------	-----------------------------------------------------------------------------------------------------------------------	-------------------------------------------------	---------------------------------

EXCHANGE GAS TRANSACTIONS (Account 806, Exchange Gas)

1. Report below particulars (details) concerning the gas volumes and related dollar amounts of natural gas exchange transactions during the year. Minor transactions (less than 100,000 Mcf) may be grouped.
 2. Also give the particulars (details) called for concerning each natural gas exchange where consideration

Line No.	Name of Company (Designate associated companies with an asterisk) (a)	Exchange Gas Received		
		Point of Receipt (City, state, etc.) (b)	Mcf (c)	Debit (Credit) Account 242 (d)
1				
2				
3				
4				
5				
6				
7				
8				
9				
10				
11				
12				
13				
14		None		
15				
16				
17				
18				
19				
20				
21				
22				
23				
24				
25				
26				
27				
28				
29				
30				
31				
32				
33				
34				
35				
36				
37				
38				
39				
40				
41				
42				
43				
44				
45	TOTAL			

Name of Respondent City Gas Company of Florida	This Report Is: (1) <input checked="" type="checkbox"/> An Original (2) <input type="checkbox"/> A Resubmission	Date of Report (Mo, Da, Yr)	Year of Report Dec. 31, 19 91
---------------------------------------------------	-----------------------------------------------------------------------------------------------------------------------	--------------------------------	----------------------------------

EXCHANGE GAS TRANSACTIONS (Account 806, Exchange Gas) (Continued)

was received or paid in performance of gas exchange services.

3. List individually net transactions occurring during the year for each rate schedule.

4. Indicate points of receipt and delivery of gas so that they may be readily identified on a map of the respondent's pipeline system.

Exchange Gas Delivered			Excess Mcf Received or Delivered (h)	Debit (Credit) Account 806 (i)	Line No.
Point of Delivery (City, state, etc.) (e)	Mcf (f)	Debit (Credit) Account 174 (g)			
	None				1
					2
					3
					4
					5
					6
					7
					8
					9
					10
					11
					12
					13
					14
					15
					16
					17
					18
					19
					20
					21
					22
					23
					24
					25
					26
					27
					28
					29
					30
					31
					32
					33
					34
					35
					36
					37
					38
					39
					40
					41
					42
					43
					44
					45

Name of Respondent City Gas Company of Florida	This Report Is: (1) <input checked="" type="checkbox"/> An Original (2) <input type="checkbox"/> A Resubmission	Date of Report (Mo, Da, Yr) Dec. 31, 19_91	Year of Report Dec. 31, 19_91
---------------------------------------------------	-----------------------------------------------------------------------------------------------------------------------	--------------------------------------------------	----------------------------------

EXCHANGE GAS TRANSACTIONS (Account 806, Exchange Gas) (Continued)

5. Furnish any additional explanations needed to further explain the accounting for exchange gas transactions.

6. Report the pressure base of measurement of gas volumes at 14.73 psia at 60°F.

Line No.	Name of Company (Designate associated companies with an asterisk) (a)	Charges Paid or Payable by Respondent		Revenues Received or Receivable by Respondent		FERC Tariff Rate Schedule Identification (n)
		Amount (j)	Account (k)	Amount (l)	Account (m)	
1						
2						
3						
4						
5						
6						
7						
8						
9						
10						
11						
12						
13						
14		None				
15						
16						
17						
18						
19						
20						
21						
22						
23						
24						
25						
26						
27						
28						
29						
30						
31						
32						
33						
34						
35						
36						
37						
38						
39						
40						
41						
42						
43						
44						
45	TOTAL					

Name of Respondent City Gas Company of Florida	This Report is: (1) <input checked="" type="checkbox"/> An Original (2) <input type="checkbox"/> A Resubmission	Date of Report (Mo, Da, Yr)	Year of Report Dec. 31, 1991
---------------------------------------------------	-----------------------------------------------------------------------------------------------------------------------	--------------------------------	---------------------------------

GAS USED IN UTILITY OPERATIONS—CREDIT (Accounts 810, 811, 812)

1. Report below particulars (details) of credits during the year to Accounts 810, 811 and 812 which offset charges to operating expenses or other accounts for the cost of gas from the respondent's own supply.

2. Natural gas means either natural gas unmixed, or any mixture of natural and manufactured gas.

3. If the reported Mcf for any use is an estimated quantity, state such fact in a footnote.

4. If any natural gas was used by the respondent for which a change was not made to the appropriate operating expense or other account, list separately in column (c) the Mcf of gas used, omitting entries in columns (d) and (e).

5. Report pressure base of measurement of gas volumes at 14.73 psia at 60°F.

Line No.	Purpose for Which Gas Was Used (a)	Account Charged (b)	Natural Gas			Manufactured Gas	
			Therms Mcf of Gas Used (c)	Amount of Credit (d)	Amount per Therm (In Cents) (e)	Mcf of Gas Used (f)	Amount of Credit (g)
1	810 Gas used for Compressor Station Fuel—Cr						
2	811 Gas used for Products Extraction—Cr						
3	Gas Shrinkage and Other Usage in Respdnt's Own Proc.						
4	Gas Shrinkage, Etc. for Respdnt's Gas Processed by Others						
5	812 Gas used for Other Util. Oprs—Cr (Rpt sep. for each prin. use. Group minor uses)						
6	CNG (Vehicle fuel)	401	129,546	33,915	.26180		
7	Other General Uses	401	39,648	10,242	.25832		
8							
9							
10							
11							
12							
13							
14							
15							
16							
17							
18							
19							
20							
21							
22							
23							
24							
25	TOTAL		169,194	44,157	.26098		

Name of Respondent City Gas Company of Florida	This Report is: (1) <input checked="" type="checkbox"/> An Original (2) <input type="checkbox"/> A Resubmission	Date of Report (Mo, Da, Yr)	Year of Report Dec. 31, 19 <u>91</u>
---------------------------------------------------	-----------------------------------------------------------------------------------------------------------------------	--------------------------------	-----------------------------------------

TRANSMISSION AND COMPRESSION OF GAS BY OTHERS (Account 858)

1. Report below particulars (details) concerning gas transported or compressed for respondent by others equalling more than 1,000,000 Mcf (Bcf) and amounts of payments for such services during the year. Minor

items (less than 1,000,000 Mcf) must be grouped.

2. In column (a) give name of companies to which payments were made, points of delivery and receipt of gas, names of companies to which gas was delivered and from

Line No.	Name of Company and Description of Service Performed (Designate associated companies with an asterisk) (a)	Distance Transported (In miles) (b)
1		
2		
3		
4		
5		
6		
7		
8		
9		
10		
11		
12		
13		
14		
15		
16		
17		
18		
19		
20		
21		
22		
23		
24		
25		
26		
27		
28		
29		
30		
31		
32		
33		
34		
35		
36		
37		
38		
39		
40		
41		
42		
43		
44		
45		
46	TOTAL	

N/A

Name of Respondent City Gas Company of Florida	This Report is: (1) <input checked="" type="checkbox"/> An Original (2) <input type="checkbox"/> A Resubmission	Date of Report (Mo, Da, Yr)	Year of Report Dec. 31, 19 <u>91</u>
----------------------------------------------------------	------------------------------------------------------------------------------------------------------------------------------	---------------------------------------	------------------------------------------------

TRANSMISSION AND COMPRESSION OF GAS BY OTHERS (Account 858) (Continued)

which received. Points of delivery and receipt should be so designated that they can be identified readily on map of respondent's pipeline system.

3. If the Mcf of gas received differs from the Mcf delivered, explain in a footnote the reason for difference, i.e. uncompleted deliveries, allowance for transmission loss, etc.

Mcf of Gas Delivered (14.73 pais at 60°F) (c)	Mcf of Gas Received (14.73 pais at 60°F) (d)	Amount of Payment (In dollars) (e)	Amount per Mcf of Gas Received (In cents) (f)	Line No.
	N/A			1
				2
				3
				4
				5
				6
				7
				8
				9
				10
				11
				12
				13
				14
				15
				16
				17
				18
				19
				20
				21
				22
				23
				24
				25
				26
				27
				28
				29
				30
				31
				32
				33
				34
				35
				36
				37
				38
				39
				40
				41
				42
				43
				44
				45
				46

Name of Respondent City Gas Company of Florida	This Report Is: (1) <input checked="" type="checkbox"/> An Original (2) <input type="checkbox"/> A Resubmission	Date of Report (Mo, Da, Yr) Dec. 31, 1991	Year of Report Dec. 31, 1991
---------------------------------------------------	-----------------------------------------------------------------------------------------------------------------------	-------------------------------------------------	---------------------------------

OTHER GAS SUPPLY EXPENSES (Account 813)

Report other gas supply expenses by descriptive titles which clearly indicate the nature of such expenses. Show maintenance expenses separately. Indicate the functional classification and purpose of property to which any expenses relate.

Line No.	Description (a)	Amount (in dollars) (b)
1	US Gasnet usage charges	307
2		
3		
4		
5		
6		
7		
8		
9		
10		
11		
12		
13		
14		
15		
16		
17		
18		
19		
20		
21		
22		
23		
24		
25		
26		
27		
28		
29		
30		
31		
32		
33		
34		
35		
36		
37		
38		
39		
40		
41		
42		
43		
44		
45		
46		
47		
48		
49		
50	TOTAL	307

Name of Respondent City Gas Company of Florida		This Report is: (1) <input checked="" type="checkbox"/> An Original (2) <input type="checkbox"/> A Resubmission	Date of Report (Mo, Da, Yr)	Year of Report Dec. 31, 19 ⁹¹
MISCELLANEOUS GENERAL EXPENSES (Account 930.2) (Gas)				
1	Industry association dues			81,314
2	Experimental and general research expenses			
3	Publishing and distributing information and reports to stockholders; trustee, registrar, and transfer agent fees and expenses, and other expenses of servicing outstanding securities of the respondent			
4	Other expenses (items of \$5,000 or more must be listed separately in this column showing the (1) purpose, (2) recipient and (3) amount of such items. Amounts of less than \$5,000 may be grouped by classes if the number of items so grouped is shown)			
5				
6	Directors fees & expenses			12,594
7	Bank of New York - First Mortgage Bonds			5,698
8	Miscellaneous (16 items)			3,521
9				
10				
11				
12				
13				
14				
15				
16				
17				
18				
19				
20				
21				
22				
23				
24				
25				
26				
27				
28				
29				
30				
31				
32				
33				
34				
35				
36				
37				
38				
39				
40				
41				
42				
43				
44				
45				
46				
47				
48				
49	TOTAL			103,127

Name of Respondent City Gas Company of Florida		This Report Is: (1) <input checked="" type="checkbox"/> An Original (2) <input type="checkbox"/> A Resubmission	Date of Report (Mo, Da, Yr)	Year of Report Dec. 31, 19 <u>91</u>
DEPRECIATION, DEPLETION, AND AMORTIZATION OF GAS PLANT (Accounts 403, 404.1, 404.2, 404.3, 405) (Except Amortization of Acquisition Adjustments)				
1. Report in Section A the amounts of depreciation expense, depletion and amortization for the accounts indicated and classified according to the plant functional groups shown.		between the report years (1971, 1974 and every fifth year thereafter).		
2. Report all available information called for in Section B for the report year 1971, 1974 and every fifth year thereafter. Report only annual changes in the intervals		Report in column (b) all depreciable plant balances to which rates are applied and show a composite total. (If more desirable, report by plant account, subaccount or functional classifications other than those pre-printed in column (a). Indicate at the bottom of Section B the		
Section A. Summary of Depreciation, Depletion, and Amortization Charges				
Line No.	Functional Classification (a)	Depreciation Expense (Account 403) (b)	Amortization and Depletion of Producing Natural Gas Land and Land Rights (Account 404.1) (c)	Amortization of Underground Storage Land and Land Rights (Account 404.2) (d)
1	Intangible plant			
2	Production plant, manufactured gas			
3	Production and gathering plant, natural gas			
4	Products extraction plant			
5	Underground gas storage plant			
6	Other storage plant			
7	Base load LNG terminating and processing plant			
8	Transmission plant			
9	Distribution plant	3,806,020		
10	General plant	286,053		
11	Common plant-gas			
12				
13				
14				
15				
16				
17				
18				
19				
20				
21				
22				
23				
24				
25	TOTAL	4,092,073		

Name of Respondent City Gas Company of Florida	This Report Is: (1) <input checked="" type="checkbox"/> An Original (2) <input type="checkbox"/> A Resubmission	Date of Report (Mo, Da, Yr)	Year of Report Dec. 31, 19 <u>91</u>
---------------------------------------------------	-----------------------------------------------------------------------------------------------------------------------	--------------------------------	-----------------------------------------

**DEPRECIATION, DEPLETION, AND AMORTIZATION OF GAS PLANT (Accounts 403, 404.1, 404.2, 404.3, 405)
(Except Amortization of Acquisition Adjustments) (Continued)**

manner in which column (b) balances are obtained. If average balances, state the method of averaging used. For column (c) report available information for each plant functional classification listed in column (a). If composite depreciation accounting is used, report available information called for in columns (b) and (c) on this basis. Where the unit-of-production method is used to determine

depreciation charges, show at the bottom of Section B any revisions made to estimated gas reserves.

3. If provisions for depreciation were made during the year in addition to depreciation provided by application of reported rates, state at the bottom of Section B the amounts and nature of the provisions and the plant items to which related.

Section A. Summary of Depreciation, Depletion, and Amortization Charges

Amortization of Other Limited-term Gas Plant (Account 404.3) (e)	Amortization of Other Gas Plant (Account 405) (f)	Total (b to f) (g)	Functional Classification (a)	Line No.
4,041		4,041	Intangible plant	1
			Production plant, manufactured gas	2
			Production and gathering plant, natural gas	3
			Products extraction plant	4
			Underground gas storage plant	5
			Other storage plant	6
			Base load LNG terminating and processing plant	7
			Transmission plant	8
		3,806,020	Distribution plant	9
		286,053	General plant	10
			Common plant-gas	11
				12
				13
				14
				15
				16
				17
				18
				19
				20
				21
				22
				23
				24
4,041		4,096,114	TOTAL	25

Name of Respondent City Gas Company of Florida	This Report is: (1) <input checked="" type="checkbox"/> An Original (2) <input type="checkbox"/> A Resubmission	Date of Report (Mo, Da, Yr) Dec. 31, 1991	Year of Report Dec. 31, 1991
---------------------------------------------------	-----------------------------------------------------------------------------------------------------------------------	-------------------------------------------------	---------------------------------

DEPRECIATION, DEPLETION, AND AMORTIZATION OF GAS PLANT (Continued)

Section B. Factors Used in Estimating Depreciation Charges

Line No.	Functional Classification (a)	Depreciation Plant Base (Thousands) (b)	Applied Depr. Rate(s) (Percent) (c)
1	Production and Gathering Plant		
2	Offshore		
3	Onshore		
4	Underground Gas Storage Plant		
5	Transmission Plant		
6	Offshore		
7	Onshore		
8	General Plant		
9			
10			

Notes to Depreciation, Depletion and Amortization of Gas Plant

Depreciation accruals are calculated monthly by applying one-twelfth of the annual rate to the previous month's ending balance of each Primary Plant account in Utility Plant in Service. The rates have been detailed in a comprehensive depreciation study approved by the Commission November 22, 1989, effective January 1, 1989.

Name of Respondent City Gas Company of Florida	This Report is: (1) <input checked="" type="checkbox"/> An Original (2) <input type="checkbox"/> A Resubmission	Date of Report (Mo, Da, Yr) Dec. 31, 19 <u>91</u>	Year of Report Dec. 31, 19 <u>91</u>
---------------------------------------------------	-----------------------------------------------------------------------------------------------------------------------	---------------------------------------------------------	-----------------------------------------

INCOME FROM UTILITY PLANT LEASED TO OTHERS (Account 412 and 413)

1. Report below the following information with respect to utility property leased to others constituting an operating unit or system.

2. For each lease show: (1) name of lessee and description and location of the leased property; (2) revenues; (3) operating expenses classified as to operation, maintenance, depreciation, rents, amortization; and (4) net income from lease for year. Arrange amounts so that deductions appear as a

subtraction from revenues, and income as the remainder.

3. Provide a subheading and total for each utility department in addition to a total for all utility departments.

4. Furnish particulars (details) of the method of determining the annual rental for the property.

5. Designate with an asterisk associated companies.

Line No.	
1	
2	
3	
4	
5	
6	
7	
8	
9	
10	
11	
12	
13	
14	
15	
16	None
17	
18	
19	
20	
21	
22	
23	
24	
25	
26	
27	
28	
29	
30	
31	
32	
33	
34	
35	
36	
37	
38	
39	
40	
41	
42	
43	
44	
45	
46	

Name of Respondent City Gas Company of Florida	This Report Is: (1) <input checked="" type="checkbox"/> An Original (2) <input type="checkbox"/> A Resubmission	Date of Report (Mo, Da, Yr)	Year of Report Dec. 31, 19 ⁹¹
---------------------------------------------------	-----------------------------------------------------------------------------------------------------------------------	--------------------------------	---------------------------------------------

PARTICULARS CONCERNING CERTAIN INCOME DEDUCTIONS AND INTEREST CHARGES ACCOUNTS

Report the information specified below, in the order given, for the respective income deduction and interest charges accounts. Provide a subheading for each account and a total for the account. Additional columns may be added if deemed appropriate with respect to any account.

(a) *Miscellaneous Amortization (Account 425)* — Describe the nature of items included in this account, the contra account charged, the total of amortizations charges for the year, and the period of amortization.

(b) *Miscellaneous Income Deductions* — Report the nature, payee, and amount of other income deductions for the year as required by Accounts 426.1, *Donations*; 426.2, *Life Insurance*; 426.3, *Penalties*; 426.4, *Expenditures for Certain Civic, Political and Related Activities*; and 426.5, *Other*

Deductions, of the Uniform System of Accounts. Amounts of less than \$10,000 may be grouped by classes within the above accounts.

(c) *Interest on Debt to Associated Companies (Account 430)* — For each associated company to which interest on debt was incurred during the year, indicate the amount and interest rate respectively for (a) advances on notes, (b) advances on open account, (c) notes payable, (d) accounts payable, and (e) other debt, and total interest. Explain the nature of other debt on which interest was incurred during the year.

(d) *Other Interest Expense (Account 431)* — Report particulars (details) including the amount and interest rate for other interest charges incurred during the year.

Line No.	Item (a)	Amount (b)
1	<u>Miscellaneous Income Deductions:</u>	
2	<u>Donations: (426.1)</u>	
3	United Way	3,300
4	Easter Seals	3,300
5	YWCA	3,000
6	Airse Foundation	2,000
7	University of Miami	1,999
8	Center for Fine Arts	1,700
9	Boys & Girls Club	1,525
10	Bass Museum	1,500
11	March of Dimes	1,000
12	Miscellaneous (24 items)	<u>7,566</u>
13		26,890
14	<u>Expenditures for certain Civic, Political, etc: (426.4)</u>	
15	William Mayo	13,500
16	Various contributions (4 items)	<u>8,900</u>
17		22,400
18		
19	<u>Other Deductions: (426.5)</u>	
20	Social club dues and expenses	<u>14,008</u>
21		63,298
22		
23	<u>Other Interest Expense: (431)</u>	
24	PGA true-up	various 24,831
25	ECP true-up	various 11,366
26	State income tax	various 10,193
27	Brevard CIAC	8.00% 6,072
28	Medley sewer assessment	12.19% 4,972
29	Rate case revenue reduction	various 4,008
30	FPSC assessment fee	various 347
31	Consolidated antitrust	6.98% (reversal)(112,739)
32		(50,950)
33		
34		
35		
36		
37		
38		
39		
40		

BLANK PAGE

(Next page is 350)

Name of Respondent City Gas Company of Florida		This Report Is: (1) <input checked="" type="checkbox"/> An Original (2) <input type="checkbox"/> A Resubmission		Date of Report (Mo, Da, Yr)	Year of Report Dec. 31, 19 91
REGULATORY COMMISSION EXPENSES					
1. Report particulars (details) of regulatory commission expenses incurred during the current year (or incurred in previous years, if being amortized) relating to formal cases before a regulatory body, or cases in which			such a body was a party. 2. In columns (b) and (c), indicate whether the expenses were assessed by a regulatory body or were otherwise incurred by the utility.		
Line No.	Description (Furnish name of regulatory commission or body, the docket or case number, and a description of the case.) (a)	Assessed by Regulatory Commission (b)	Expenses of Utility (c)	Total Expenses to Date (d)	Deferred in Account 186 at Beginning of Year (e)
1	<u>Federal Energy Regulatory Commission:</u>				
2	Expenses incurred through				
3	various FERC docketed				
4	and undocketed matters.				
5					
6					
7					
8	<u>Florida Public Service Commission:</u>				
9	Expenses incurred through				
10	various FPSC docketed				
11	and undocketed matters.				
12					
13	Docket 891175-GU				
14	Petition of City Gas				
15	Company for an				
16	increase in its rates				686,506
17	and charges				
18					
19					
20					
21					
22					
23					
24					
25					
26					
27					
28					
29					
30					
31					
32					
33					
34					
35					
36					
37					
38					
39					
40					
41					
42					
43					
44					
45					
46	TOTAL				686,506

Name of Respondent City Gas Company of Florida			This Report is: (1) <input checked="" type="checkbox"/> An Original (2) <input type="checkbox"/> A Resubmission		Date of Report (Mo, Da, Yr)	Year of Report Dec. 31, 1991	
REGULATORY COMMISSION EXPENSES (Continued)							
3. Show in column (k) any expenses incurred in prior years which are being amortized. List in column (a) the period of amortization.				for Account 186.			
4. The totals of columns (e), (i), (k), and (l) must agree with the totals shown at the bottom of page 233				5. List in column (f), (g), and (h) expenses incurred during year which were charged currently to income, plant, or other accounts.			
				6. Minor items (less than \$25,000) may be grouped.			
EXPENSES INCURRED DURING YEAR				AMORTIZED DURING YEAR		Deferred in Account 186, End of Year (j)	Line No.
CHARGED CURRENTLY TO			Deferred to Account 186 (i)	Contra Account (l)	Amount (k)		
Department (f)	Account No. (g)	Amount (h)					
	401	12,924					1
							2
							3
							4
							5
							6
							7
							8
							9
	401	19,205					10
							11
							12
							13
							14
							15
			84,067		235,573	535,000	16
							17
							18
							19
							20
							21
							22
							23
							24
							25
							26
							27
							28
							29
							30
							31
							32
							33
							34
							35
							36
							37
							38
							39
							40
							41
							42
							43
							44
							45
		32,129	84,067		235,573	535,000	46

Name of Respondent City Gas Company of Florida	This Report Is: (1) <input checked="" type="checkbox"/> An Original (2) <input type="checkbox"/> A Resubmission	Date of Report (Mo, Da, Yr)	Year of Report Dec. 31, 19 <u>91</u>
---------------------------------------------------	-----------------------------------------------------------------------------------------------------------------------	--------------------------------	-----------------------------------------

RESEARCH, DEVELOPMENT, AND DEMONSTRATION ACTIVITIES

1. Describe and show below costs incurred and accounts charged during the year for technological research, development, and demonstration (R, D & D) projects initiated, continued, or concluded during the year. Report also support given to others during the year for jointly-sponsored projects. (Identify recipient regardless of affiliation.) For any R, D & D work carried on by the respondent in which there is a sharing of costs with others, show separately the respondent's cost for the year and cost chargeable to others. (See definition of research, development, and demonstration in Uniform System of Accounts.)

2. Indicate in column (a) the applicable classification, as shown below. Classifications:
 A. Gas R, D & D Performed Internally
 (1) Pipeline
 a. Design
 b. Efficiency

- (2) Compressor Station
 - a. Design
 - b. Efficiency
- (3) System Planning, Engineering, and Operation
- (4) Transmission Control and Dispatching
- (5) LNG Storage and Transportation
- (6) Underground Storage
- (7) Other Storage
- (8) New Appliances and New Uses
- (9) Gas Exploration, Drilling, Production, and Recovery
- (10) Coal Gasification
- (11) Synthetic Gas
- (12) Environmental Research
- (13) Other (Classify and Include Items in Excess of \$5,000.)
- (14) Total Cost Incurred

Line No.	Classification (a)	Description (b)
1		
2		
3		
4		
5		
6		
7		
8		
9		
10		
11		
12		None
13		
14		
15		
16		
17		
18		
19		
20		
21		
22		
23		
24		
25		
26		
27		
28		
29		
30		
31		
32		
33		
34		
35		
36		
37		
38		

Name of Respondent City Gas Company of Florida		This Report Is: (1) <input checked="" type="checkbox"/> An Original (2) <input type="checkbox"/> A Resubmission		Date of Report (Mo, Da, Yr)	Year of Report Dec. 31, 19_91
RESEARCH, DEVELOPMENT, AND DEMONSTRATION ACTIVITIES (Continued)					
<p>B. Gas, R, D & D Performed Externally</p> <p>(1) Research Support to American Gas Association</p> <p>(2) Research Support to Others (Classify)</p> <p>(3) Total Cost Incurred</p> <p>3. Include in column (c) all R, D & D items performed internally and in column (d) those items performed outside the company costing \$5,000 or more, briefly describing the specific area of R, D & D (such as safety, corrosion control, pollution, automation, measurement, insulation, type of appliance, etc.). Group items under \$5,000 by classifications and indicate the number of items grouped. Under Other, (A.(13) and B.(2)) classify items by type of R, D & D activity.</p>			<p>4. Show in column (e) the account number charged with expenses during the year or the account to which amounts were capitalized during the year, listing Account 107 (Construction Work in Progress) first. Show in column (f) the amounts related to the account charged in column (e).</p> <p>5. Show in column (g) the total unamortized accumulation of costs of projects. This total must equal the balance in Account 188 <i>Research, Development, and Demonstration Expenditures</i> outstanding at the end of the year.</p> <p>6. If costs have not been segregated for R, D & D activities or projects, submit estimates for columns (c), (d) and (f) with such amounts identified by "Est."</p> <p>7. Report separately research and related testing facilities operated by the respondent.</p>		
Costs Incurred Internally Current Year (c)	Costs Incurred Externally Current Year (d)	AMOUNTS CHARGED IN CURRENT YEAR		Unamortized Accumulation (g)	Line No.
		Account (e)	Amount (f)		
	None				1 2 3 4 5 6 7 8 9 10 11 12 13 14 15 16 17 18 19 20 21 22 23 24 25 26 27 28 29 30 31 32 33 34 35 36 37 38

Name of Respondent City Gas Company of Florida	This Report is: (1) <input checked="" type="checkbox"/> An Original (2) <input type="checkbox"/> A Resubmission	Date of Report (Mo, Da, Yr)	Year of Report Dec. 31, 19 ⁹¹
---------------------------------------------------	-----------------------------------------------------------------------------------------------------------------------	--------------------------------	---------------------------------------------

DISTRIBUTION OF SALARIES AND WAGES

Report below the distribution of total salaries and wages for the year. Segregate amounts originally charged to clearing accounts to *Utility Departments, Construction, Plant Removals, and Other Accounts*, and enter such amounts

in the appropriate lines and columns provided. In determining this segregation of salaries and wages originally charged to clearing accounts, a method of approximation giving substantially correct results may be used.

Line No.	Classification (a)	Direct Payroll Distribution (b)	Allocation of Payroll Charged for Clearing Accounts (c)	Total (d)
1	Electric			
2	Operation			
3	Production			
4	Transmission			
5	Distribution			
6	Customer Accounts			
7	Customer Service and Informational			
8	Sales			
9	Administrative and General			
10	TOTAL Operation (Total of lines 3 thru 9)			
11	Maintenance			
12	Production			
13	Transmission			
14	Distribution			
15	Administrative and General			
16	TOTAL Maint. (Total of lines 12 thru 15)			
17	Total Operation and Maintenance			
18	Production (Total of lines 3 and 12)			
19	Transmission (Total of lines 4 and 13)			
20	Distribution (Total of lines 5 and 14)			
21	Customer Accounts (Line 6)			
22	Customer Service and Informational (Line 7)			
23	Sales (Line 8)			
24	Administrative and General (Total of lines 9 and 15)			
25	TOTAL Oper. and Maint. (Total of lines 18 thru 24)			
26	Gas			
27	Operation			
28	Production—Manufactured Gas			
29	Production—Nat. Gas (Including Expl. and Dev.)			
30	Other Gas Supply			
31	Storage, LNG Terminating and Processing			
32	Transmission			
33	Distribution	1,705,264		
34	Customer Accounts	1,183,602		
35	Customer Service and Informational			
36	Sales	396,979		
37	Administrative and General	941,764		
38	TOTAL Operation (Total of lines 28 thru 37)	4,227,609		
39	Maintenance			
40	Production—Manufactured Gas			
41	Production—Natural Gas			
42	Other Gas Supply			
43	Storage, LNG Terminating and Processing			
44	Transmission			
45	Distribution	329,070		
46	Administrative and General	52		
47	TOTAL Maint. (Total of lines 40 thru 46)	329,122		

Name of Respondent		This Report is:	Date of Report	Year of Report
City Gas Company of Florida		(1) <input checked="" type="checkbox"/> An Original (2) <input type="checkbox"/> A Resubmission	(Mo, Da, Yr)	Dec. 31, 19 91
DISTRIBUTION OF SALARIES AND WAGES (Continued)				
Line No.	Classification (a)	Direct Payroll Distribution (b)	Allocation of Payroll Charged for Clearing Accounts (c)	Total (d)
	Gas (Continued)			
48	Total Operation and Maintenance			
49	Production—Manufactured Gas (Lines 28 and 40)			
50	Production—Natural Gas (Including Expl. and Dev.) (Lines 29 and 41)			
51	Other Gas Supply (Lines 30 and 42)			
52	Storage, LNG Terminating and Processing (Lines 31 and 43)			
53	Transmission (Lines 32 and 44)			
54	Distribution (Lines 33 and 45)	2,034,334		
55	Customer Accounts (Line 34)	1,183,602		
56	Customer Service and Informational (Line 35)			
57	Sales (Line 36)	396,979		
58	Administrative and General (Lines 37 and 46)	941,816		
59	TOTAL Operation and Maint. (Total of lines 49 thru 58)	4,556,731	294,946	4,851,677
60	Other Utility Departments			
61	Operation and Maintenance			
62	TOTAL All Utility Dept. (Total of lines 25, 59, and 61)			
63	Utility Plant			
64	Construction (By Utility Departments)			
65	Electric Plant			
66	Gas Plant	186,235	1,695	187,930
67	Other			
68	TOTAL Construction (Total of lines 65 thru 67)	186,235	1,695	187,930
69	Plant Removal (By Utility Departments)			
70	Electric Plant			
71	Gas Plant	49,535	4,237	53,772
72	Other			
73	TOTAL Plant Removal (Total of lines 70 thru 72)	49,535	4,237	53,772
74	Other Accounts (Specify):			
75	Other Work in Progress	231,510		231,510
76	Energy Conservation	145,483		145,483
77	Merchandising and Jobbing	114,899	848	115,747
78	Stores Expense	101,726		101,726
79	Deferred Piping	33,643		33,643
80	Deferred Conversion Cost	4,450		4,450
81	Propane Operations	3,088		3,088
82				
83				
84				
85				
86				
87				
88				
89				
90				
91				
92				
93				
94				
95	TOTAL Other Accounts	634,799	848	635,647
96	TOTAL SALARIES AND WAGES	5,427,300	301,726	5,729,026

BLANK PAGE

(Next page is 357)

Name of Respondent	This Report is:	Date of Report (Mo, Da, Yr)	Year of Report
City Gas Company of Florida	(1) <input checked="" type="checkbox"/> An Original (2) <input type="checkbox"/> A Resubmission		Dec. 31, 19_91
CHARGES FOR OUTSIDE PROFESSIONAL AND OTHER CONSULTATIVE SERVICES			
<p>1. Report the information specified below for all charges made during the year included in any account (including plant accounts) for outside consultative and other professional services. (These services include rate, management, construction, engineering, research, financial, valuation, legal, accounting, purchasing, advertising, labor relations, and public relations, rendered the respondent under written or oral arrangement, for which aggregate payments were made during the year to any corporation, partnership, organization of any kind, or individual [other than for services as an employee or for payments made for medical and related services] amounting to more than \$25,000, including payments for legislative services, except those which should be reported in Account</p>		<p>426.4 Expenditures for Certain Civic, Political and Related Activities. (a) Name and address of person or organization rendering services. (b) description of services received during year and project or case to which services relate, (c) basis of charges, (d) total charges for the year, detailing utility department and account charged.</p> <p>2. For any services which are of a continuing nature, give the date and term of contract and date of Commission authorization, if contract received Commission approval. 3. Designate with an asterisk associated companies.</p>	
1	Arthur Andersen & Co.		
2	One Biscayne Tower		
3	Suite 2100		
4	Miami, FL 33131		
5	Independent Auditors, Financial Consultants		
6	Also: 133 Peachtree Street, N. E.	\$51,000	Audit fees
7	Atlanta, GA 30303	49,000	Rate case, Docket 891175GU
8	Fees plus expenses		
9			
10			
11	Ausley, McMullen, McGehee,		
12	Carothers, & Proctor		
13	P. O. Box 391	63,365	General regulatory practices
14	Tallahassee, FL 32302	29,838	Rate case, Docket 891175GU
15	Various Legal Matters		
16	Fees plus expenses		
17			
18			
19	Richard Furman		
20	Consulting Engineer		
21	10404 S. W. 128 Terrace	77,866	Consulting Engineer for specialized applications of natural gas: air cond., cogeneration, CNG, etc.
22	Miami, FL 33176		
23	Fees plus expenses		
24			
25	Kruse, O'Connor & Ling		
26	W. Broward Professional Building		
27	7320 Griffin Road, Suite 200		
28	Ft. Lauderdale, FL 33314	52,245	Actuarial Services
29	Fees plus expenses		
30			
31	Steel, Hector & Davis		
32	4000 Southeast Financial Center		
33	Miami, FL 33131-2398	50,304	General Counsel, fees plus expenses
34	Various legal matters		
35			
36			
37	Morris & Reynolds		
38	9225 S. W. 158 Ln, Suite 3		
39	Miami, FL 33157	30,000	Insurance consultant
40			
41			
42			
43			
44			
45			

Name of Respondent City Gas Company of Florida	This Report is: (1) <input checked="" type="checkbox"/> An Original (2) <input type="checkbox"/> A Resubmission	Date of Report (Mo, Da, Yr) Dec. 31, 19 91	Year of Report Dec. 31, 19 91
---------------------------------------------------	-----------------------------------------------------------------------------------------------------------------------	--------------------------------------------------	----------------------------------

NATURAL GAS RESERVES AND LAND ACREAGE

1. Report below particulars (details) concerning the remaining recoverable saleable gas reserves and natural gas land acreage at end of year. Designate gas reserves on acreage acquired before October 8, 1969, and reserves on acreage acquired after October 7, 1969.

2. Classify the gas reserves and related land and land rights and costs under the sub-headings: (A) Producing Gas Lands, and (B) Non-producing Gas Lands. Provide a total for each classification.

3. For producing gas lands, report the required information alphabetically by State, County, or offshore area, and field.

If the field name is not assigned, report as "unnamed." Identify offshore fields according to their location in State or Federal domains by using the letter "S" for State domain, and "F" for Federal domain in column (a). For column (b), enter the zone number if applicable. The land, leasehold, and gas rights costs so reported should agree with the amounts carried under Account 101, Gas Plant in Service, and as reported for Accounts 325.1, 325.2, and 325.3 on pages 204-205. In column (e) show for each field the year and remaining recoverable saleable gas reserves available to respondent from owned lands, leaseholds, and gas rights.

Line No.	OFFSHORE AREA		Name of Field or Block (c)	Name of State/ County/Offshore Area (d)	Recoverable Gas Reserves (Thousands Mcf) (e)	OWNED LANDS
	Domain (a)	Zone (b)				Acres (f)
1			A. PRODUCING GAS LANDS			
2						
3						
4						
5						
6						
7						
8						
9						
10						
11						
12						
13						
14						
15				None		
16						
17						
18						
19						
20						
21						
22						
23						
24						
25						
26						
27						
28						
29						
30						
31						
32						
33						
34						
35						
36						
37						
38						
39						
40	TOTAL					

Name of Respondent City Gas Company of Florida	This Report is: (1) <input checked="" type="checkbox"/> An Original (2) <input type="checkbox"/> A Resubmission	Date of Report (Mo, Da, Yr)	Year of Report Dec. 31, 1991
---------------------------------------------------	-----------------------------------------------------------------------------------------------------------------------	--------------------------------	---------------------------------

NATURAL GAS RESERVES AND LAND ACREAGE (Continued)

4. For non-producing gas lands, report the required information alphabetically by State, County, or offshore area by blocks. Report offshore lands in the same manner as producing gas lands. The land, leasehold, and gas rights costs reported should agree with the amounts carried under Accounts 105, *Gas Plant Held for Future Use*, and 105.1, *Production Properties Held for Future Use*, and reported in total on pages 214 and 215. Do not report estimates of gas reserves (column (e)) for unproven fields; however, if the company made estimates for such lands and normally includes such estimates in stating its reserve position in connection with proposed financing and for managerial and other purposes, include such estimates on this page.

5. Report the cost of lands, leaseholds, and gas rights in accordance with the provisions of the Uniform System of Accounts for Natural Gas Companies.

6. For columns (j) and (k), do not duplicate acreages reported for owned lands and leaseholds. Designate with an asterisk royalty interests separately owned.

7. Indicate by footnote whether acres reported are gross acres or net acres based on proportion of ownership in jointly owned tracts.

8. Do not include oil mineral interests in the cost of acreage reported.

9. Report volumes on a pressure base of 14.73 psia at 60°F.

OWNED LANDS (Cont.)	LEASEHOLDS		OWNED GAS RIGHTS		TOTAL		Line No.
	Cost (g)	Acres (h)	Cost (j)	Acres (k)	Cost (l)	Acres (m)	
			None				1
							2
							3
							4
							5
							6
							7
							8
							9
							10
							11
							12
							13
							14
							15
							16
							17
							18
							19
							20
							21
							22
							23
							24
							25
							26
							27
							28
							29
							30
							31
							32
							33
							34
							35
							36
							37
							38
							39
						TOTAL	40

BLANK PAGE
(Next page is 503)

Name of Respondent City Gas Company of Florida		This Report is: (1) <input checked="" type="checkbox"/> An Original (2) <input type="checkbox"/> A Resubmission		Date of Report (Mo, Da, Yr)	Year of Report Dec. 31, 19 <u>91</u>
LIQUEFIED PETROLEUM GAS OPERATIONS (Continued)					
Designate any plant held under a title other than full ownership and in a footnote state name of owner or co-owner, nature of respondent's title, and percent ownership if jointly owned. 4. For column (g) report the Mcf that is mixed with natural gas or which is substituted for deliveries normally made from natural gas. Natural gas means either natural gas unmixed or any mixture of natural and manufactured gas or mixture of natural gas and gasified LPG.			5. If any plant was not operated during the past year, give particulars (details) in a footnote, and state whether the book cost of such plant, or any portion thereof, has been retired in the books of account, or what disposition of the plant and its book cost is contemplated. 6. Report pressure base of gas at 14.73 psia at 60 °F. Indicate the Btu content in a footnote.		
Gallons of LPG Used (e)	Gas Produced		LPG Storage Cap. Gallons (h)	Function of Plant (Base load, peaking, etc.) (i)	Line No.
	Amount of Mcf (f)	Amount of Mcf Mixed with Natural Gas (g)			
		None			1 2 3 4 5 6 7 8 9 10 11 12 13 14 15 16 17 18 19 20 21 22 23 24 25 26 27 28 29 30 31 32 33 34 35 36 37 38 39 40

Name of Respondent City Gas Company of Florida	This Report is: (1) <input checked="" type="checkbox"/> An Original (2) <input type="checkbox"/> A Resubmission	Date of Report (Mo, Da, Yr)	Year of Report Dec. 31, 19 <u>91</u>
---------------------------------------------------	-----------------------------------------------------------------------------------------------------------------------	--------------------------------	-----------------------------------------

TRANSMISSION SYSTEM PEAK DELIVERIES

1. Report below the total transmission system deliveries of gas, excluding deliveries to storage, for the periods of system peak deliveries indicated below, during the twelve months embracing the heating season overlapping the year's end for which this report is submitted, classified as to sales

subject to FERC rate schedules and other sales. The season's peak normally will be reached before the due date of this report, April 30, which permits inclusion of the peak information required on this page.

2. Report Mcf on a pressure base of 14.73 psia at 60°F.

Line No.	Item (a) Miami Division	Month/Day/ Year (b)	Amount of Mcf Therms (c)	Curtailments on Month/Day Indicated (d)
Section A. Three Highest Days of System Peak Deliveries				
1	Date of <i>Highest Day's Deliveries</i>	3/11/91		
2	Deliveries to Customers Subject to FERC Rate Schedules		217,220	
3	Deliveries to Others FPSC			
4	TOTAL			
5	Date of <i>Second Highest Day's Deliveries</i>	12/4/91		
6	Deliveries to Customers Subject to FERC Rate Schedules		214,890	
7	Deliveries to Others FPSC			
8	TOTAL			
9	Date of <i>Third Highest Day's Deliveries</i>	11/26/91		
10	Deliveries to Customers Subject to FERC Rate Schedules		214,160	
11	Deliveries to Others FPSC			
12	TOTAL			
Section B. Highest Consecutive 3-Day System Peak Deliveries (and Supplies)				
13	Date of <i>Three Consecutive Days' Highest System Peak Deliveries</i>	12/16/91 12/17/91 12/18/91		
14	Deliveries to Customers Subject to FERC Rate Schedules		638,670	
15	Deliveries to Others FPSC			
16	TOTAL			
17	Supplies from Line Pack			
18	Supplies from Underground Storage			
19	Supplies from Other Peaking Facilities			
Section C. Highest Month's System Deliveries				
20	Month of <i>Highest Month's System Deliveries</i>	3/91		
21	Deliveries to Customers Subject to FERC Rate Schedules		5,366,400	
22	Deliveries to Others FPSC			
23	TOTAL			

Name of Respondent City Gas Company of Florida	This Report Is: (1) <input checked="" type="checkbox"/> An Original (2) <input type="checkbox"/> A Resubmission	Date of Report (Mo, Da, Yr)	Year of Report Dec. 31, 19 <u>91</u>
---------------------------------------------------	-----------------------------------------------------------------------------------------------------------------------	--------------------------------	-----------------------------------------

TRANSMISSION SYSTEM PEAK DELIVERIES

1. Report below the total transmission system deliveries of gas, excluding deliveries to storage, for the periods of system peak deliveries indicated below, during the twelve months embracing the heating season overlapping the year's end for which this report is submitted, classified as to sales

subject to FERC rate schedules and other sales. The season's peak normally will be reached before the due date of this report, April 30, which permits inclusion of the peak information required on this page.

2. Report Mct on a pressure base of 14.73 psia at 60°F.

Line No.	Item (a) Brevard Division	Month/Day/ Year (b)	Amount of Msc Therms (c)	Curtailments on Month/Day Indicated (d)
Section A. Three Highest Days of System Peak Deliveries				
1	Date of <i>Highest Day's Deliveries</i>	2/16/91		
2	Deliveries to Customers Subject to FERC Rate Schedules		156,560	
3	Deliveries to Others FPSC			
4	TOTAL			
5	Date of <i>Second Highest Day's Deliveries</i>	1/22/91		
6	Deliveries to Customers Subject to FERC Rate Schedules		118,700	
7	Deliveries to Others FPSC			
8	TOTAL			
9	Date of <i>Third Highest Day's Deliveries</i>	11/25/91		
10	Deliveries to Customers Subject to FERC Rate Schedules		108,200	
11	Deliveries to Others FPSC			
12	TOTAL			
Section B. Highest Consecutive 3-Day System Peak Deliveries (and Supplies)				
13	Date of <i>Three Consecutive Days' Highest System Peak Deliveries</i>	2/15/91 2/16/91 2/17/91		
14	Deliveries to Customers Subject to FERC Rate Schedules		376,270	
15	Deliveries to Others FPSC			
16	TOTAL			
17	Supplies from Line Pack			
18	Supplies from Underground Storage			
19	Supplies from Other Peaking Facilities			
Section C. Highest Month's System Deliveries				
20	Month of <i>Highest Month's System Deliveries</i>	3/91		
21	Deliveries to Customers Subject to FERC Rate Schedules		1,948,130	
22	Deliveries to Others FPSC			
23	TOTAL			

Name of Respondent City Gas Company of Florida		This Report is: (1) <input checked="" type="checkbox"/> An Original (2) <input type="checkbox"/> A Resubmission		Date of Report (Mo, Da, Yr)	Year of Report Dec. 31, 19 <u>91</u>	
AUXILIARY PEAKING FACILITIES						
1. Report below auxiliary facilities of the respondent for meeting seasonal peak demands on the respondent's system, such as underground storage projects, liquefied petroleum gas installations, gas liquefaction plants, oil gas sets, etc.			mitted. For other facilities, report the rated maximum daily delivery capacities.			
2. For column (c), for underground storage projects, report the delivery capacity on February 1 of the heating season overlapping the year-end for which this report is sub-			3. For column (d), include or exclude (as appropriate) the cost of any plant used jointly with another facility on the basis of predominant use, unless the auxiliary peaking facility is a separate plant as contemplated by general instruction 12 of the Uniform System of Accounts.			
	Location of Facility (e)	Type of Facility (b)	Maximum Daily Delivery Capacity of Facility, Mcf at Mcf at 14.73 psia at 60° (c)	Cost of Facility (In dollars) (d)	Was Facility Operated on Day of Highest Transmission Peak Delivery? Yes (e) No (f)	
1						
2						
3						
4						
5						
6						
7						
8						
9						
10						
11						
12						
13						
14						
15						
16						
17						
18						
19						
20						
21						
22						
23						
24						
25						
26						
27						
28						
29						
30						
31						
32						
33						
34						
35						
36						
37						
38						
39						
40						
41						
42						

Name of Respondent City Gas Company of Florida	This Report Is: (1) <input checked="" type="checkbox"/> An Original (2) <input type="checkbox"/> A Resubmission	Date of Report (Mo, Da, Yr)	Year of Report Dec. 31, 1991
---------------------------------------------------	-----------------------------------------------------------------------------------------------------------------------	--------------------------------	---------------------------------

GAS ACCOUNT — NATURAL GAS

1. The purpose of this page is to account for the quantity of natural gas received and delivered by the respondent, taking into consideration differences in pressure bases used in measuring Mcf of natural gas received and delivered.

2. Natural gas means either natural gas unmixed or any mixture of natural and manufactured gas.

3. Enter in column (c) the Mcf as reported in the schedules indicated for the items of receipts and deliveries.

4. In a footnote report the volumes of gas from respondent's own production delivered to respondent's transmission system and included in natural gas sale.

5. If the respondent operates two or more systems which are not interconnected, submit separate pages for this purpose. Use copies of pages 520 and 521.

6. Also indicate by footnote the volumes of gas not subject to Commission regulation which did not incur FERC regulatory costs by showing (1) the local distribution volumes delivered to the local distribution-company portion of the reporting pipeline by another jurisdictional pipeline; (2) the volumes which the reporting pipeline transported or sold

through its local distribution facilities or intrastate facilities, and which the reporting pipeline received through gathering facilities, distribution facilities or intrastate facilities, but not through any of the interstate portion of the reporting pipeline and, (3) the gathering line volumes which were not destined for interstate market or which were not transported through any interstate portion of the reporting pipeline.

7. Also indicate by footnote (1) the system supply volumes of gas which are stored by the reporting pipeline during the reporting year and also reported as sales, transportation and compression volumes by the reporting pipeline during the same reporting year, (2) the system supply volumes of gas which are stored by the reporting pipeline during the reporting year and which the reporting pipeline intends to sell or transport in a future reporting year, and (3) contract storage volumes.

8. Also indicate the volumes of pipeline production field sales which are included in both the company's total sales figure and the company's total transportation figure (lines 42 and 46 of page 521).

01 NAME OF SYSTEM		Therms	
Line No.	Item (a)	Ref. Page No. (b)	Amount of Mct (14.73 psia at 60°F) (c)
2	GAS RECEIVED		
3	Natural Gas Produced	506	
4	LPG Gas Produced and Mixed with Natural Gas	515	
5	Manufactured Gas Produced and Mixed with Natural Gas		
6	Purchased Gas		
7	Wellhead	327	
8	Field Lines	327	
9	Gasoline Plants	327	
10	Transmission Line	327	
11	City Gate Under FERC Rate Schedules	327	78,333,595
12	LNG FPSC	327	
13	Other	327	
14	TOTAL Gas Purchased (Enter Total of lines 7 thru 13)	327	78,333,595
15	Gas of Others Received for Transportation	313	765,936
16	Receipts of Respondents' Gas Transported or Compressed by Others	333	
17	Exchange Gas Received	328	
18	Gas Withdrawn from Underground Storage	512	
19	Gas Received from LNG Storage		
20	Gas Received from LNG Processing		
21	Other Receipts (Specify)		
22	TOTAL Receipts (Enter Total of lines 3 thru 5, 14, and 15 thru 21)		79,099,531

Name of Respondent City Gas Company of Florida		This Report Is: (1) <input checked="" type="checkbox"/> An Original (2) <input type="checkbox"/> A Resubmission		Date of Report (Mo, Da, Yr)	Year of Report Dec. 31, 19 <u>91</u>
GAS ACCOUNT — NATURAL GAS (Continued)					
01 NAME OF SYSTEM					Therms
Line No.	Item (a)	Ref. Page No. (b)	Amount of MMBtu (14.73 psia at 60°F) (c)		
23	GAS DELIVERED				
24	Natural Gas Sales				
25	Field Sales				
26	To Interstate Pipeline Companies for Resale Pursuant to FERC Rate Schedules	310			
27	Retail Industrial Sales	309			
28	Other Field Sales	310			
29	TOTAL, Field Sales (Enter Total of lines 26 thru 28)				
30	Transmission Systems Sales				
31	To Interstate Pipeline Co. for Resale Under FERC Rate Sched.	310			
32	To Intrastate Pipeline Co. and Gas Utilities for Resale Under FERC Rate Schedules	310			
33	Mainline Industrial Sales Under FERC Certification	307			
34	Other Mainline Industrial Sales	307			
35	Other Transmission System Sales	310			
36	TOTAL, Transmission System Sales (Enter Total of lines 31 thru 35)				
37	Local Distribution by Respondent				
38	Retail Industrial Sales	303		18,648,217	
39	Other Distribution System Sales	303		61,175,242	
40	TOTAL, Distribution System Sales (Lines 38 + 39)				
41	Interdepartmental Sales				
42	TOTAL SALES (Enter Total of lines 29, 36, 40 and 41)				
43	Deliveries of Gas Transported or Compressed for:				
44	Other Interstate Pipeline Companies	313			
45	Others	313		765,936	
46	TOTAL, Gas Transported or Compressed for Others (Enter Total of lines 44 and 45)				
47	Deliveries of Respondent's Gas for Trans. or Compression by Others	333			
48	Exchange Gas Delivered	328			
49	Natural Gas Used by Respondent				
50	Natural Gas Delivered to Underground Storage	512			
51	Natural Gas Delivered to LNG Storage	512			
52	Natural Gas Delivered to LNG Processing				
53	Natural Gas for Franchise Requirements				
54	Other Deliveries (Specify):				
55	TOTAL SALES & OTHER DELIVERIES (Lines 42, 46, 47 thru 54)				
56	UNACCOUNTED FOR				
57	Production System Losses				
58	Storage Losses				
59	Transmission System Losses				
60	Distribution System Losses				
61	Other Losses (Specify in so far as possible)				
62	TOTAL Unaccounted for (Enter Total of lines 57 thru 61)				
63	TOTAL SALES, OTHER DELIVERIES, AND UNACCOUNTED FOR (Enter Total of lines 55 and 62)				

Name of Respondent City Gas Company of Florida	This Report is: (1) <input checked="" type="checkbox"/> An Original (2) <input type="checkbox"/> A Resubmission	Date of Report <i>(Mo, Da, Yr)</i>	Year of Report Dec. 31, 19 <u>91</u>
----------------------------------------------------------	------------------------------------------------------------------------------------------------------------------------------	----------------------------------------------	------------------------------------------------

SYSTEM MAPS

1. Furnish 5 copies of a system map (one with each filed copy of this report) of the facilities operated by the respondent for the production, gathering, transportation, and sale of natural gas. New maps need not be furnished if no important change has occurred in the facilities operated by the respondent since the date of the maps furnished with a previous year's annual report. If, however, maps are not furnished for this reason, reference should be made in the space below to the year's annual report with which the maps were furnished.

2. Indicate the following information on the maps:

- (a) Transmission lines—colored in red, if they are not otherwise clearly indicated.
- (b) Principal pipeline arteries of gathering systems.
- (c) Sizes of pipe in principal pipelines shown on map.
- (d) Normal directions of gas flow—indicated by arrows.
- (e) Location of natural gas fields or pools in which the respondent produces or purchases natural gas.

(f) Locations of compressor stations, products extraction plants, stabilization plants, important purification plants, underground storage areas, recycling areas, etc.

(g) Important main line interconnections with other natural gas companies, indicating in each case whether gas is received or delivered and name of connecting company.

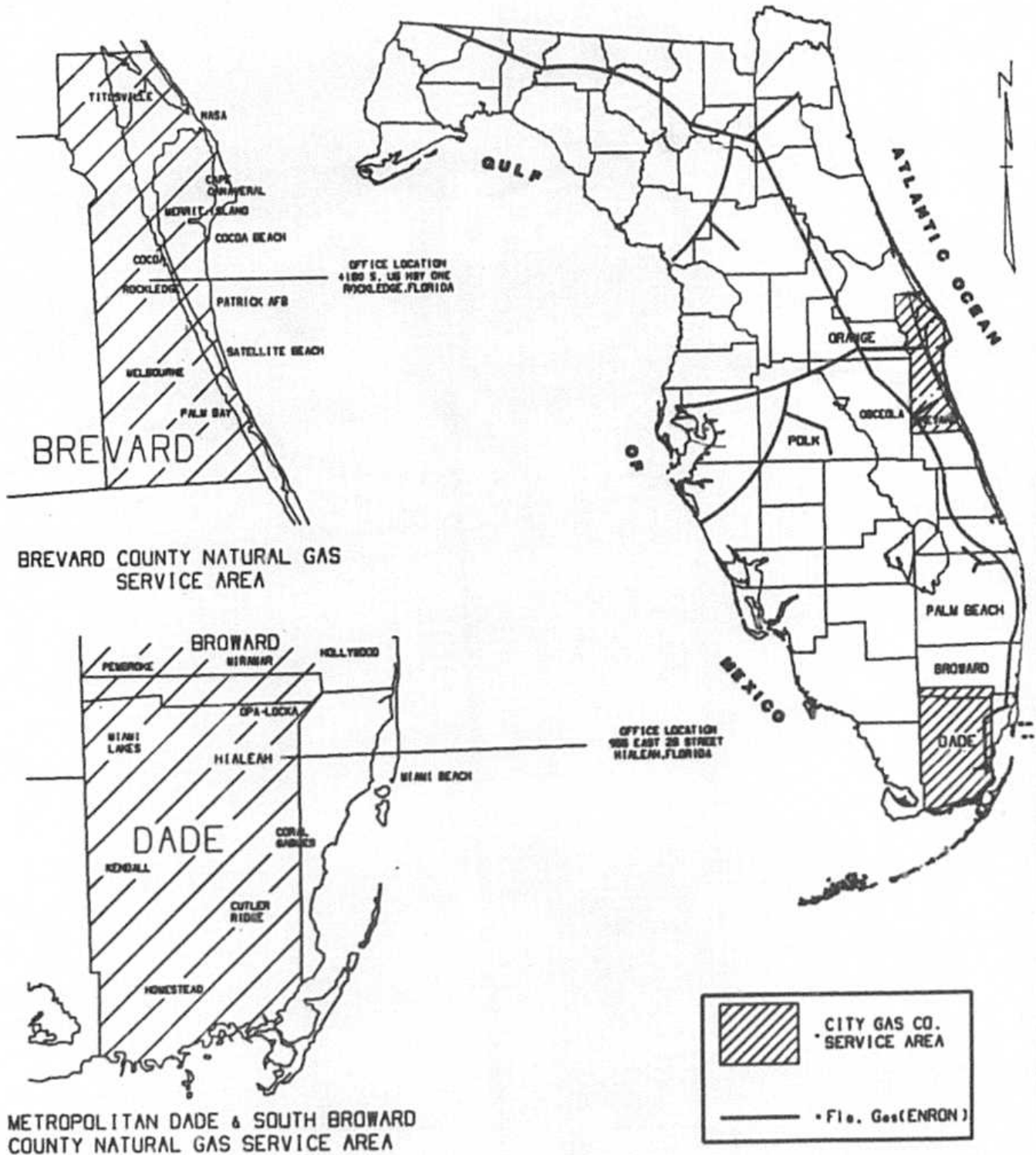
(h) Principal communities in which respondent renders local distribution service.

3. In addition, show on each map: graphic scale to which map is drawn; date as of which the map represents the facts it purports to show; a legend giving all symbols and abbreviations used; designations of facilities leased to or from another company, giving name of such other company.

4. Maps not larger than 24 inches square are desired. If necessary, however, submit larger maps to show essential information. Fold the maps to a size not larger than this report. Bind the maps to the report.

Copy of map attached.

CITY GAS COMPANY of FLORIDA



BREVARD COUNTY NATURAL GAS SERVICE AREA

METROPOLITAN DADE & SOUTH BROWARD COUNTY NATURAL GAS SERVICE AREA

Name of Respondent City Gas Company of Florida	This Report Is: (1) <input checked="" type="checkbox"/> An Original (2) <input type="checkbox"/> A Resubmission	Date of Report (Mo, Da, Yr) 	Year of Report Dec. 31, 19 <u>91</u>
----------------------------------------------------------	------------------------------------------------------------------------------------------------------------------------------	-----------------------------------------------	------------------------------------------------

FOOTNOTE DATA

Page No. (a)	Line No. (b)	Column No. (c)	Comments (d)
			None

BLANK PAGE

(Next page is Index 1)

INDEX

	<u>Page No.</u>
Abandoned leases	328
Accrued and prepaid taxes	262—263
Accumulated Deferred Investment Tax Credits	266—267
Accumulated provision for depreciation and amortization of nonutility property	221
of gas utility plant	219
utility plant (summary)	200—201
Acreage, natural gas land	500—501
Advances	
for gas	229
from associated companies	256—257
to associated companies	222—223
Amortization	
miscellaneous	340
of nonutility property	221
of other gas plant in service	336—338
and depletion of production natural gas land and land rights	336—338
Associated companies	
advances from	256—257
advances to	222—223
control over respondent	102
corporations controlled by respondent	103
interest on debt to	256—257
investment in	222—223
service contracts charges	357
Attestation	1
Balance sheet, comparative	110—113
Bonds	256—257
Capital stock	250—251
discount	254
expense	254
installments received	252
liability for conversion	252
premiums	252
reacquired	250—251
subscribed	252
Cash flows, statement of	120-121
Changes	
important during the year	108—109
in estimated natural gas reserves	503
Compressor stations	508—509
Construction	
overhead, gas	217
overhead procedures, general description of	218
work in progress—gas	216
work in progress—other utility departments	200—201
Contracts, service charges	357
Control	
corporations controlled by respondent	103
over respondent	102
security holders and voting powers	106—107
Current and accrued	
liabilities, miscellaneous	268
Deferred	
credits, other	269
debits, miscellaneous	233
income taxes, accumulated	234—235
regulatory expenses	272—277
regulatory expenses	350—351
Demonstration and development, research	352—353

INDEX

	<u>Page No.</u>
Depletion	
amortization and depreciation of gas plant	336—338
and amortization of producing natural gas land and land rights	336—338
Depreciation	
gas plant	336—338
gas plant in service	219
Directors	105
Discount on capital stock	254
Distribution Type Sales by States	302-303
Dividend appropriations	118—119
Earnings, retained	118—119
Exchange gas transactions	328—329
Expenses, gas operation and maintenance	
gas operation and maintenance, summary	325
Exploration and development expenses	323
Extraction operations, products, natural gas	507
Extraordinary property losses	230
Field lines	511
Footnote Data	551
Gas account — natural	520—521
Gas	
advances	229
exchanged, natural	328—330
production and gathering statistics, natural	506
purchases, natural and other	327
reserves, land acreage, natural gas	500—501
stored underground	220
used in utility operations, credit	331
plant in service	204—209
General description of construction overhead procedures	218
General information	101
Important changes during year	108—109
Income	
deductions — details	256—259,340
from utility plant leased to others	340
statement of, for year	114—117
Installments received on capital stock	252
Interest	
charges, other	340
on debt to associated companies	340
on long-term debt, advances, etc.	256—257
received from investment, advances, etc.	222—223
Interruptible, off-peak and firm sales-industrial	305
Investment tax credits generated and utilized	264—265
Investments	
in associated companies	222—223
nonutility property	221
other	222—223
subsidiary companies	224—225
securities disposed of during year	222—223
temporary cash	222—223
Legal proceedings during year	108—109
Liquefied petroleum gas operation	516—517
Long-term debt	256—257
assumed during year	255
retained during year	255
Management and engineering contracts	357
Map, system	522
Miscellaneous general expense	335

INDEX

	Page No.
Nonutility property	221
Notes	
payable, advances from associated companies	256—257
to balance sheet	122—123
to financial statements	122—123
to statement of income for the year	122—123
Officers and officers' salaries	104
Oil and gas wells, number of	510
Operating	
expenses — gas	320—325
revenues — gas	300—301
Other	
donations received from stockholders	253
gains on resale or cancellation of reacquired capital stock	253
miscellaneous paid-in-capital	253
other supplies expense	334
paid-in capital	253
reduction in par or stated value of capital stock	253
Overhead, construction — gas	217
Peak deliveries, transmission system, Mcf	518
Peaking facilities, auxiliary	519
Plant — gas	
accumulated provision for depreciation	219
construction work in progress	216
held for future use	214
in service	204—209
leased to others	213
Plant — utility	
and accumulated provisions (summary)	200—201
leased to others, income from	339
Pollution control facilities, accumulated	
deferred income taxes	272—273
Preliminary survey and investigation charges	231
Premium on capital stock	252
Prepaid gas purchases under purchase agreements	226—227
Prepaid taxes	262—263
Prepayments	230
Production	
and gathering system expenses, plant and expenses	506
properties held for future use	215
statistic, natural gas	506
Products extraction operations, natural gas	507
Professional services, charges for	357
Property losses, extraordinary	230
Purchased gas	327
Reacquired	
capital stock	250—251
long-term debt	256—257
Receivers' certificate	256—257
Reconciliation of reported net income with taxable income from federal income taxes	261
Regulatory commission expenses	350—351
Regulatory commission expenses — deferred	223
Rent from lease of utility plant	339
Research, development and demonstration activities	352—353
Reserves	
changes in estimated hydrocarbon	504—505
natural gas land acreage	500—501

INDEX

	<u>Page No.</u>
Retained earnings	
statement of	118—119
appropriated	118—119
unappropriated	118—119
Revenues	
from natural gas processed by others	315
from transportation of gas of others	312—313
gas operating	300—301
Salaries and wages, distribution of	354—355
Sales	
gasoline — extracted from natural gas	315
natural gas — distribution type sales by states	302—303
natural gas — for resale	310—311
natural gas — industrial, main line	306—309
natural gas — interruptible, off-peak and firm	305
natural gas *- space heating, residential and commercial	305
products extracted from natural gas	315
Securities	
disposed of during year	222—223
holders and voting powers	106—107
investment in associated companies	222—223
investment, others	222—223
investment, temporary cash	222—223
issued or assumed during year	255
refunded or retired during year	255
registered on a national exchange	250—251, 256—257
Service contract charges	357
Space heating customers, residential and commercial	304
Statement of cash flows	120—121
Stock liability for conversion	252
Storage lines, natural gas	511
Storage of natural gas, underground	512—513
System map	522
Taxes	
accrued and prepaid	262—263
charged during the year	262—263
on income, deferred — accumulated	222—223, 234—235
reconciliation of net income for	272—277
reconciliation of net income for	261
Temporary cash investments	222—223
Transmission	
and compression of gas by others	332—333
lines	514
system peak deliveries	518
Transportation of gas of others — revenues	312—313
Unamortized	
debt discount and expense	258—259
loss and gain on reacquired debt	260
premium on debt	258—259
Undelivered gas obligations under sales agreements	270—271
Underground	
storage of natural gas, expense, operating data, plant	512—513
gas, stored	220
Unrecovered plant and regulatory study costs	230
Wells, gas and oil, number of	510

City Gas Company of Florida
December 31, 1991
Analysis of Diversification Activity

Changes in Corporate Structure

Provide any changes in corporate structure including partnerships, minority interests, and joint ventures and an updated organizational chart.

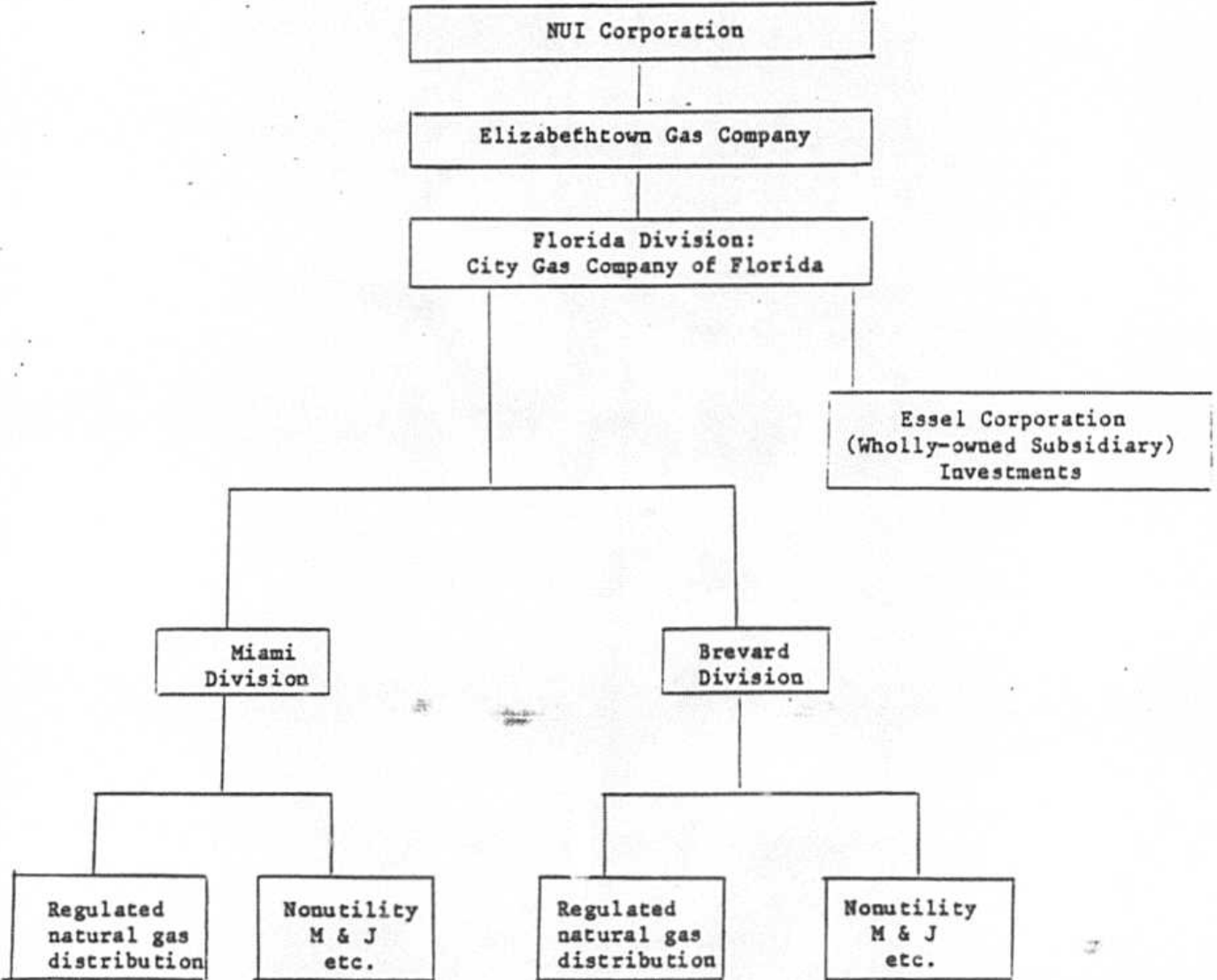
Line No.	Effective Date (a)	Description of Change (b)
1		
2		
3		
4		
5		
6		
7		
8		
9		
10		
11		
12		
13		
14		
15		
16		
17		
18		
19		
20		
21		
22		
23		
24		
25		
26		
27		
28		
29		
30		
31		
32		
33		
34		
35		
36		
37		
38		
39		
40		

There have been no changes in Corporate Structure during the year ended December 31, 1991.

A copy of our current organizational chart is attached.

PARENT/AFFILIATE ORGANIZATIONAL CHART

Current as of : 4/30/92



City Gas Company of Florida
December 31, 1991
Analysis of Diversification Activity

Summary of Affiliated Cost Allocation

Grouped by affiliate, list each contract, agreement, or other business transaction exceeding a cumulative amount of \$300 in any one year, entered into between the Respondent and an affiliated business or financial organization, firm, or partnership identifying parties, amounts, dates, and product, asset, or service involved.

Column

- a) Enter name of affiliate.
- b) Give description of type of service, or name the product involved.
- c) Enter contract or agreement effective dates.
- d) Enter the letter "p" if the service or product is a purchase by the Respondent; "s" if the service or product is sold by the Respondent.
- e) Enter total amount paid, received, or accrued during the year for each type of service or product listed in column (c).
Do not net amounts when services are both received and provided.

Line No.	Name of Affiliate (a)	Type of Service and/or Name of Product (b)	Relevant Contract or Agreement and Effective Date (c)	Total Charge For Year	
				"P" or "S" (d)	Dollar Amount (e)
1	Elizabethtown Gas Company	Insurance premiums	None. Direct payments	P	673,015
2		Tax and audit services	"	P	22,323
3		Print shop charges	"	P	1,106
4	Essel Corporation	Rental payments	Lease dated 11/1/86	P	364,622
5					
6	NUI Corporation	Legal services	None. Direct payments	P	135,450
7		Computer consultant	" "	P	29,153
8		Tax and audit services	" "	P	20,162
9					
10					
11					
12					
13					
14					
15					
16					
17					
18					
19					
20	Excluded above are direct payments to Elizabethtown Gas Company				
21	and NUI for income taxes, travel expenses, interest on debt,				
22	short term loan payments and dividends paid to parent company.				
23					
24					
25					

City Gas Company of Florida
December 31, 1991
Analysis of Diversification Activity

Summary of Affiliated Cost Allocation

Grouped by affiliate, list each contract, agreement, or other business transaction exceeding a cumulative amount of \$300 in any one year, entered into between the Respondent and an affiliated business or financial organization, firm, or partnership identifying parties, amounts, dates, and product, asset, or service (including human resources earning in excess of \$30,000) involved.

Column

- a) Enter name of affiliate.
- b) Give description of type of service, or name the product involved.
- c) Enter contract or agreement effective dates.
- d) Enter the letter "t" if the service or product is a purchase by the Respondent; "f" if the service or product is sold by the Respondent.
- e) Enter total amount paid, received, or accrued during the year for each type of service or product listed in column (c).
Do not net amounts when services are both received and provided.

Line No.	Name of Affiliate (a)	Type of Service and/or Name of Product (b)	Relevant Contract or Agreement and Effective Date (c)	Total Charge For Year	
				"T" or "F" (d)	Dollar Amount (e)
1					
2					
3					
4					
5					
6					
7					
8		None			
9					
10					
11					
12					
13					
14		No human resources earning in excess of \$30,000. See Schedule 2, for other products and/or services.			
15					
16					
17					
18					
19					
20					
21					
22					
23					
24					
25					

City Gas Company of Florida
December 31, 1991
Analysis of Diversification Activity

Transfer of Real Assets or Rights

Provide a summary of affiliated transactions involving asset transfers or the rights to use assets. Provide:

- An indication that title has passed and the names of the purchasing and selling parties.
- A description of the asset or right transferred.
- A description of the financial or other considerations associated with the transfer.

Line No.	Names of Purchasing and Selling Parties (a)	Has Title Passed (Yes/No) (b)	Description of Asset or Right Transferred (c)	Financial or Other Considerations Associated with Transfer (d)
1				
2				
3				
4				
5				
6				
7				
8				
9				
10			None	
11				
12				
13				
14				
15				
16				
17				
18				
19				
20				
21				
22				
23				
24				
25				
26				
27				
28				
29				
31				
32				
33				
34				
35				