



Florida Power
CORPORATION

JAMES A. MCGEE
SENIOR COUNSEL

October 15, 1995

ORIGINAL
FILE COPY

Ms. Blanco S. Bayo, Director
Division of Records and Reporting
Florida Public Service Commission
2540 Shumard Oak Blvd.
Tallahassee, Florida 32399-0850

Re: Docket No. 950001-EI

Dear Ms. Bayo:

ACK ✓
AFD
APP
CAF
CMU
CTE
Enclosed for filing are fifteen copies of Florida Power Corporation's FPSC 423 Forms for the month of August, 1995. Forms 423-1A, 423-2, 423-2A, 423-2B, and 423-2C contained in this filing have been edited to delete certain confidential information. Florida Power's Request for Specified Confidential Treatment, which includes an unedited copy of the 423 Forms, has been submitted for filing this date under separate cover.

5 Dually
Please acknowledge your receipt and filing of the above on the enclosed copy of this letter and return same to me.

Very truly yours,

James A. McGee

RECEIVED
FLORIDA PUBLIC
SERVICE COMMISSION
1995 OCT 16 AM 10:43
MAIL ROOM

RECEIVED & FILED

20
EPSC BUREAU OF RECORDS

DOCUMENT NUMBER - DATE

10-177 OCT 16 1995

JAM:jb
Enclosures

cc: Parties of record (w/o enclosure)

b:\forms\423\423-form.ltr

FILE COPY

FPSC FORM 423-1(a)

MONTHLY REPORT OF COST AND QUALITY OF FUEL OIL FOR ELECTRIC PLANTS
DETAIL OF INVOICE AND TRANSPORTATION CHARGES

1. REPORTING MONTH: Aug 95

2. REPORTING COMPANY: FLORIDA POWER CORPORATION

3. NAME, TITLE & TELEPHONE NUMBER OF CONTACT PERSON CONCERNING DATA SUBMITTED ON THIS FORM: JAH SMITH, ACCOUNTING TECHNICIAN, (813) 878-9822

4. SIGNATURE OF OFFICIAL SUBMITTING REPORT: *David P. Develle*
DAVID P. DEVELLE, DIRECTOR, REGULATORY ACCOUNTING

5. DATE COMPLETED: 10/3/95

LINE NO. (A)	PLANT NAME (B)	SUPPLIER NAME (C)	DELIVERY LOCATION (D)	DELIVERY DATE (E)	TYPE OF OIL (F)	VOLUME (G)	INVOICE PRICE (\$/BBL) (H)	INVOICE AMOUNT (\$) (I)	DISCOUNT (\$) (J)	NET AMOUNT (\$) (K)	NET PRICE (\$/BBL) (L)	QUALITY ADJUST (\$/BBL) (M)	EFFECTIVE PURCHASE PRICE (\$/BBL) (N)	TRANSPORT TO TERMINAL (\$/BBL) (O)	ADDITIONAL TRANSPORT CHARGES (\$/BBL) (P)	OTHER CHARGES (\$/BBL) (Q)	DELIVERED PRICE (\$/BBL) (R)
1	ANCILOTE	BP OIL COMPANY	FOB PLANT	08/95	F02	5,598								\$0.0000			\$22.6824
2	AVON PARK PEAKERS	NO DELIVERIES															
3	BARTOW	NO DELIVERIES															
4	BARTOW NORTH FUEL TERMINAL	COASTAL FUELS MARKETING	FOB TERMINAL	08/95	F08	205,322								\$0.0000			\$13.4818
5	BARTOW PEAKERS	COASTAL FUELS MARKETING	FOB PLANT	08/95	F02	18,548								\$0.0000			\$23.1722
6	BARTOW SOUTH FUEL TERMINAL	COASTAL FUELS MARKETING	FOB TERMINAL	08/95	F08	451,882								\$0.0000			\$13.6749
7	BARTOW SOUTH FUEL TERMINAL	COASTAL FUELS MARKETING	FOB TERMINAL	08/95	F08	12,381								\$0.0000			\$13.7257
8	BAYBORO PEAKERS	COASTAL FUELS MARKETING	FOB PLANT	08/95	F02	23,789								\$0.0000			\$23.1188
9	CRYSTAL RIVER NORTH	BP OIL COMPANY	FOB PLANT	08/95	F02	3,120								\$0.0000			\$22.9877
10	CRYSTAL RIVER SOUTH	BP OIL COMPANY	FOB PLANT	08/95	F02	2,282								\$0.0000			\$23.3204
11	DEBARY PEAKERS	AMERADA HESS CORPORATION	FOB PLANT	08/95	F02	9,485								\$0.0000			\$24.9242
12	DEBARY PEAKERS	BP OIL COMPANY	FOB PLANT	08/95	F02	708								\$0.0000			\$23.5660
13	DEBARY PEAKERS	COASTAL FUELS MARKETING	FOB PLANT	08/95	F02	87,885								\$0.0000			\$24.3982
14	DEBARY PEAKERS	COASTAL FUELS MARKETING	FOB PLANT	08/95	F02	10,191								\$0.0000			\$25.3180
15	DEBARY PEAKERS	COASTAL FUELS MARKETING	FOB PLANT	08/95	F02	30,532								\$0.0000			\$24.2630
16	HIGGINS STEAM PLANT	NO DELIVERIES															
17	HIGGINS PEAKERS	NO DELIVERIES															
18	INTERSSION CITY PEAKERS	BP OIL COMPANY	FOB PLANT	08/95	F02	41,439								\$0.0000			\$23.1313

DOCUMENT NUMBER-DATE
10177 OCT 16 95
FPSC-REC'D 08/REPORTING

MONTHLY REPORT OF COST AND QUALITY OF COAL FOR ELECTRIC PLANTS
ORIGIN, TONNAGE, DELIVERED PRICE AND AS RECEIVED QUALITY


1. Report for: Mo. August Yr. 1995

2. Reporting Company: Florida Power Corporation

3. Plant Name: Crystal River 1 & 2

4. Name, Title and Telephone Number of Contact Person Concerning Data Submitted on this Form
Delmar J. Clark Jr., Financial Analyst-Regulatory
(813) 824-6491

5. Signature of Official Submitting Report


Delmar J. Clark Jr., Financial Analyst-Regulatory

6. Date Completed: October 13, 1995

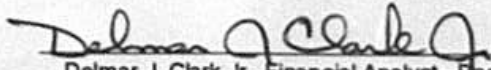
Line No.	Supplier Name	Mine Location	Purchase Type	Transportation Mode	Tons	Effective Purchase Price (\$/Ton)	Total Transportation Cost (\$/Ton)	F.O.B. Plant Price (\$/Ton)	As Received Coal Quality			
									Percent Sulfur (%)	Btu Content (Btu/lb)	Percent Ash (%)	Percent Moisture (%)
(a)	(b)	(c)	(d)	(e)	(f)	(g)	(h)	(i)	(j)	(k)	(l)	(m)
1.	Consolidation Coal Sales	08,Ky,025	LTC	UR	19,713			\$41.49	1.02	12,383	8.39	7.16
2.	Consolidation Coal Sales	08,Ky,119	LTC	UR	9,907			\$41.49	1.02	12,383	8.39	7.16
3.	Arch of Kentucky	08,Ky,095	LTC	UR	49,404			\$44.28	0.97	13,178	6.62	6.52
4.	Kentucky May Coal Co.	08,Ky,133	S	UR	28,358			\$40.64	0.88	12,251	9.07	8.77
5.	Transfer Facility	N/A	LTC	OB	14,034			\$51.90	0.95	12,405	9.52	6.87

MONTHLY REPORT OF COST AND QUALITY OF COAL FOR ELECTRIC PLANTS
ORIGIN, TONNAGE, DELIVERED PRICE AND AS RECEIVED QUALITY

- 1. Report for: Mo. August Yr. 1995
- 2. Reporting Company: Florida Power Corporation
- 3. Plant Name: Crystal River 1 & 2

4. Name, Title and Telephone Number of Contact Person Concerning Data Submitted on this Form
Delmar J. Clark Jr., Financial Analyst-Regulatory
(813) 824-6491

5. Signature of Official Submitting Report


Delmar J. Clark Jr., Financial Analyst-Regulatory

6. Date Completed: October 13, 1995

Line No.	Supplier Name	Mine Location	Purchase Type	Tons	F.O.B. Mine Price (\$/Ton)	Short Haul & Loading Charges (\$/Ton)	Original Invoice Price (\$/Ton)	Retro-active Price Increases (\$/Ton)	Base Price (\$/Ton)	Quality Adjustments (\$/Ton)	Effective Purchase Price (\$/Ton)
(a)	(b)	(c)	(d)	(e)	(f)	(g)	(h)	(i)	(j)	(k)	(l)
1.	Consolidation Coal Sales	08,Ky,025	LTC	19,713		\$0.00		\$0.00		\$0.00	
2.	Consolidation Coal Sales	08,Ky,119	LTC	9,907		\$0.00		\$0.00		\$0.00	
3.	Arch of Kentucky	08,Ky,095	LTC	49,404		\$0.00		\$0.00			
4.	Kentucky May Coal Co.	08,Ky,133	S	28,358		\$0.00		\$0.00		\$0.00	
5.	Transfer Facility	N/A	LTC	14,034		\$0.00		N/A		N/A	

MONTHLY REPORT OF COST AND QUALITY OF COAL FOR ELECTRIC PLANTS
ORIGIN, TONNAGE, DELIVERED PRICE AND AS RECEIVED QUALITY

1. Report For: Mo. August Yr. 1995

2. Reporting Company: Florida Power Corporation

3. Plant Name: Crystal River 1 & 2

4. Name, Title and Telephone Number of Contact Person Concerning Data Submitted on this Form
Delmar J. Clark Jr., Financial Analyst - Regulatory
(813) 824-6491

5. Signature of Official Submitting Report


Delmar J. Clark Jr., Financial Analyst - Regulatory

6. Date Completed: October 13, 1995

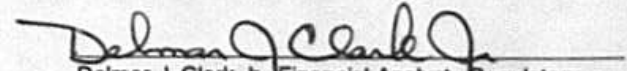
Line No.	Supplier Name	Mine Location	Shipping Point	Transportation Mode	Tons	Effective Purchase Price (\$/Ton)	Additional Shorthaul & Loading Charges (\$/Ton)	Rail Rate (\$/Ton)	Other Rail Charges (\$/Ton)	River Barge Rate (\$/Ton)	Trans-loading Rate (\$/Ton)	Ocean Barge Rate (\$/Ton)	Other Water Charges (\$/Ton)	Other Related Charges (\$/Ton)	Transportation Charges (\$/Ton)	F.O.B. Plant Price (\$/Ton)
1.	Consolidation Coal Sales	08.Ky.025	Breathitt, Ky	UR	19,713		\$0.00			N/A	N/A	N/A	\$0.00	\$0.00		\$41.49
2.	Consolidation Coal Sales	08.Ky.119	Knott, Ky	UR	9,907		\$0.00			N/A	N/A	N/A	\$0.00	\$0.00		\$41.49
3.	Arch of Kentucky	08.Ky.095	Harlan, Ky	UR	49,404		\$0.00			N/A	N/A	N/A	\$0.00	\$0.00		\$44.28
4.	Kentucky May Coal Co.	08.Ky.133	Letcher, Ky	UR	28,358		\$0.00			N/A	N/A	N/A	\$0.00	\$0.00		\$40.64
5.	Transfer Facility	N/A	Plaquemines Parrish, La	OB	14,034		\$0.00	N/A	N/A	N/A	N/A		\$0.00	\$0.00		\$51.90

MONTHLY REPORT OF COST AND QUALITY OF COAL FOR ELECTRIC PLANTS
ORIGIN, TONNAGE, DELIVERED PRICE AND AS RECEIVED QUALITY

- 1. Report for: Mo. August Yr. 1995
- 2. Reporting Company: Florida Power Corporation
- 3. Plant Name: Crystal River 4 & 5

4. Name, Title and Telephone Number of Contact
Person Concerning Data Submitted on this Form
Delmar J. Clark Jr., Financial Analyst-Regulatory
(813) 824-6491

5. Signature of Official Submitting Report


Delmar J. Clark Jr., Financial Analyst-Regulatory

6. Date Completed: October 13, 1995

Line No.	Supplier Name	Mine Location	Purchase Type	Transportation Mode	Tons	Effective Purchase Price (\$/Ton)	Total Transportation Cost (\$/Ton)	F.O.B. Plant Price (\$/Ton)	As Received Coal Quality			
									Percent Sulfur (%)	Btu Content (Btu/lb)	Percent Ash (%)	Percent Moisture (%)
(a)	(b)	(c)	(d)	(e)	(f)	(g)	(h)	(i)	(j)	(k)	(l)	(m)
1.	Powell Mtn. Joint Venture	08,Va,105	LTC	UR	79,132			\$53.25	0.67	12,427	9.48	7.07
2.	Golden Oak Mining Co.	08,Ky,133	LTC	UR	39,956			\$42.98	0.66	12,970	6.68	6.76
3.	Franklin Coal Sales	08,Ky,195	LTC	UR	19,558			\$43.75	0.64	12,875	9.13	6.12
4.	Consol, Inc.	08,Wv,005	S	UR	19,926			\$42.77	0.73	12,933	8.06	5.74
5.	Consol, Inc.	08,Ky,133	S	UR	19,686			\$41.99	0.73	12,933	8.06	5.74
6.	Kentucky May Coal Co.	08,Wv,005	S	UR	9,098			\$42.77	0.67	12,766	9.45	5.56
7.	Quaker Coal Company	08,Ky,195	S	UR	9,535			\$41.99	0.62	12,940	7.87	6.80
8.	Transfer Facility	N/A	LTC	OB	112,937			\$50.36	0.67	12,383	8.74	6.79

MONTHLY REPORT OF COST AND QUALITY OF COAL FOR ELECTRIC PLANTS
ORIGIN, TONNAGE, DELIVERED PRICE AND AS RECEIVED QUALITY

1. Report for: Mo. August Yr. 1995

2. Reporting Company: Florida Power Corporation

3. Plant Name: Crystal River 4 & 5

4. Name, Title and Telephone Number of Contact Person Concerning Data Submitted on this Form
Delmar J. Clark Jr., Financial Analyst-Regulatory
(813) 824-6491

5. Signature of Official Submitting Report


Delmar J. Clark Jr., Financial Analyst-Regulatory

6. Date Completed: October 13, 1995

Line No.	Supplier Name	Mine Location	Purchase Type	Tons	F.O.B. Mine Price (\$/Ton)	Short Haul & Loading Charges (\$/Ton)	Original Invoice Price (\$/Ton)	Retro-active Price Increases (\$/Ton)	Base Price (\$/Ton)	Quality Adjustments (\$/Ton)	Effective Purchase Price (\$/Ton)
(a)	(b)	(c)	(d)	(e)	(f)	(g)	(h)	(i)	(j)	(k)	(l)
1.	Powell Mtn. Joint Venture	08,Va,105	LTC	79,132		\$0.00		\$0.00		\$0.00	
2.	Golden Oak Mining Co.	08,Ky,133	LTC	39,956		\$0.00		\$0.00		\$0.00	
3.	Franklin Coal Sales	08,Ky,195	LTC	19,558		\$0.00		\$0.00		\$0.00	
4.	Consol. Inc.	08,Wv,005	S	19,926		\$0.00		\$0.00		\$0.00	
5.	Consol. Inc.	08,Ky,133	S	19,686		\$0.00		\$0.00		\$0.00	
6.	Kentucky May Coal Co.	08,Wv,005	S	9,098		\$0.00		\$0.00		\$0.00	
7.	Quaker Coal Company	08,Ky,195	S	9,535		\$0.00		\$0.00		\$0.00	
8.	Transfer Facility	N/A	LTC	112,937		\$0.00		N/A		N/A	

MONTHLY REPORT OF COST AND QUALITY OF COAL FOR ELECTRIC PLANTS
ORIGIN, TONNAGE, DELIVERED PRICE AND AS RECEIVED QUALITY

1. Report For: Mo. August Yr. 1995

2. Reporting Company: Florida Power Corporation

3. Plant Name: Crystal River 4 & 5

4. Name, Title and Telephone Number of Contact
Person Concerning Data Submitted on this Form
Delmar J. Clark Jr., Financial Analyst - Regulatory
(813) 824-6491

5. Signature of Official Submitting Report


Delmar J. Clark Jr., Financial Analyst - Regulatory

6. Date Completed: October 13, 1995

Line No.	Supplier Name	Mine Location	Shipping Point	Transportation Mode	Tons	Effective Purchase Price (\$/Ton)	Additional Shorthaul & Loading Charges (\$/Ton)	Rail Rate (\$/Ton)	Other Rail Charges (\$/Ton)	River Barge Rate (\$/Ton)	Trans-loading Rate (\$/Ton)	Ocean Barge Rate (\$/Ton)	Other Water Charges (\$/Ton)	Other Related Charges (\$/Ton)	Transportation Charges (\$/Ton)	F.O.B. Plant Price
																(\$/Ton)
(a)	(b)	(c)	(d)	(e)	(f)	(g)	(h)	(i)	(j)	(k)	(l)	(m)	(n)	(o)	(p)	(q)
1.	Powell Mtn. Joint Venture	08,Va.105	Lee, Va	UR	79,132		\$0.00			N/A	N/A	N/A	\$0.00	\$0.00		\$53.25
2.	Golden Oak Mining Co.	08,Ky.133	Letcher, Ky	UR	39,956		\$0.00			N/A	N/A	N/A	\$0.00	\$0.00		\$42.98
3.	Franklin Coal Sales	08,Ky.195	Pike, Ky	UR	19,558		\$0.00			N/A	N/A	N/A	\$0.00	\$0.00		\$43.75
4.	Consol. Inc.	08,Wv.005	Boone, Wv	UR	19,926		\$0.00			N/A	N/A	N/A	\$0.00	\$0.00		\$42.77
5.	Consol. Inc.	08,Ky.133	Letcher, Ky	UR	19,686		\$0.00			N/A	N/A	N/A	\$0.00	\$0.00		\$41.99
6.	Kentucky May Coal Co.	08,Wv.005	Boone, Wv	UR	9,098		\$0.00			N/A	N/A	N/A	\$0.00	\$0.00		\$42.77
7.	Quaker Coal Company	08,Ky.195	Pike, Ky	UR	9,535		\$0.00			N/A	N/A	N/A	\$0.00	\$0.00		\$41.99
8.	Transfer Facility	N/A	Plaquemines Parrish, La	OB	112,937		\$0.00	N/A	N/A	N/A	N/A		\$0.00	\$0.00		\$50.36

MONTHLY REPORT OF COST AND QUALITY OF COAL FOR ELECTRIC PLANTS
ORIGIN, TONNAGE, DELIVERED PRICE AND AS RECEIVED QUALITY

1. Report for: Mo. August Yr. 1995

2. Reporting Company: Florida Power Corporation

3. Plant Name: Transfer Facility IMT

4. Name, Title and Telephone Number of Contact Person Concerning Data Submitted on this Form
Delmar J. Clark Jr., Financial Analyst-Regulatory
(813) 824-6491

5. Signature of Official Submitting Report


Delmar J. Clark Jr., Financial Analyst-Regulatory

6. Date Completed: October 13, 1995

Line No.	Supplier Name	Mine Location	Purchase Type	Transportation Mode	Tons	Effective Purchase Price (\$/Ton)	Total Transportation Cost (\$/Ton)	F.O.B. Plant Price (\$/Ton)	As Received Coal Quality			
									Percent Sulfur (%)	Btu Content (Btu/lb)	Percent Ash (%)	Percent Moisture (%)
(a)	(b)	(c)	(d)	(e)	(f)	(g)	(h)	(i)	(j)	(k)	(l)	(m)
1.	A. T. Massey Coal Co.	08, Wv, 005	LTC	TR&B	12,828			\$42.94	0.68	12,575	8.19	7.15
2.	A. T. Massey Coal Co.	08, Ky, 019	LTC	TR&B	43,497			\$42.94	0.68	12,575	8.19	7.15
3.	Pen Coal Company	08, Wv, 099	LTC	B	4,760			\$44.39	0.98	12,556	8.36	6.34
4.	Pen Coal Company	08, Wv, 099	LTC	B	18,410			\$44.81	0.67	12,671	8.96	6.04

MONTHLY REPORT OF COST AND QUALITY OF COAL FOR ELECTRIC PLANTS
ORIGIN, TONNAGE, DELIVERED PRICE AND AS RECEIVED QUALITY

1. Report for: Mo. August Yr. 1995

2. Reporting Company: Florida Power Corporation

3. Plant Name: Transfer Facility IMT

4. Name, Title and Telephone Number of Contact Person Concerning Data Submitted on this Form
Delmar J. Clark Jr., Financial Analyst-Regulatory
(813) 824-6491

5. Signature of Official Submitting Report


Delmar J. Clark Jr., Financial Analyst-Regulatory

6. Date Completed: October 13, 1995

Line No.	Supplier Name	Mine Location	Purchase Type	Tons	F.O.B. Mine Price (\$/Ton)	Short Haul & Loading Charges (\$/Ton)	Original Invoice Price (\$/Ton)	Retro-active Price Increases (\$/Ton)	Base Price (\$/Ton)	Quality Adjustments (\$/Ton)	Effective Purchase Price (\$/Ton)
(a)	(b)	(c)	(d)	(e)	(f)	(g)	(h)	(i)	(j)	(k)	(l)
1.	A. T. Massey Coal Co.	08, Wv, 005	LTC	12,828		\$0.00		\$0.00		\$0.00	
2.	A. T. Massey Coal Co.	08, Ky, 019	LTC	43,497		\$0.00		\$0.00		\$0.00	
3.	Pen Coal Company	08, Wv, 099	LTC	4,760		\$0.00		\$0.00			
4.	Pen Coal Company	08, Wv, 099	LTC	18,410		\$0.00		\$0.00			

MONTHLY REPORT OF COST AND QUALITY OF COAL FOR ELECTRIC PLANTS
ORIGIN, TONNAGE, DELIVERED PRICE AND AS RECEIVED QUALITY

1. Report For: Mo. August Yr. 1995

2. Reporting Company: Florida Power Corporation

3. Plant Name: Transfer Facility IMT

4. Name, Title and Telephone Number of Contact
Person Concerning Data Submitted on this Form
Delmar J. Clark Jr., Financial Analyst - Regulatory
(813) 824-6491

5. Signature of Official Submitting Report


Delmar J. Clark Jr., Financial Analyst - Regulatory

6. Date Completed: October 13, 1995

Line No.	Supplier Name	Mine Location	Shipping Point	Transportation Mode	Tons	Effective Purchase Price (\$/Ton)	Additional Shorthaul & Loading Charges (\$/Ton)	Rail Rate (\$/Ton)	Other Rail Charges (\$/Ton)	River Barge Rate (\$/Ton)	Trans-loading Rate (\$/Ton)	Ocean Barge Rate (\$/Ton)	Other Water Charges (\$/Ton)	Other Related Charges (\$/Ton)	Transportation Charges (\$/Ton)	F.O.B. Plant Price (\$/Ton)
1.	A. T. Massey Coal Co.	08, Wv. 005	Boone, Wv	TR&B	12,828		N/A	N/A	N/A	N/A	N/A	N/A	N/A	N/A		\$42.94
2.	A. T. Massey Coal Co.	08, Ky. 019	Boyd, Ky	TR&B	43,497		N/A	N/A	N/A	N/A	N/A	N/A	N/A	N/A		\$42.94
3.	Pen Coal Company	08, Wv. 099	Wayne, Wv	B	4,760		N/A	N/A	N/A	N/A	N/A	N/A	N/A	N/A		\$44.39
4.	Pen Coal Company	08, Wv. 099	Wayne, Wv	B	18,410		N/A	N/A	N/A	N/A	N/A	N/A	N/A	N/A		\$44.81

MONTHLY REPORT OF COST AND QUALITY OF COAL FOR ELECTRIC PLANTS
 REPORT OF ADJUSTMENTS TO PREVIOUS COAL DELIVERIES

1. Report For: Mo. August Yr. 1995

2. Reporting Company: Florida Power Corporation

3. Plant Name: Crystal River 1 & 2

4. Name, Title and Telephone Number of Contact
 Person Concerning Data Submitted on this Form
 Delmar J. Clark Jr., Financial Analyst - Regulatory
 (813) 824-6491

5. Signature of Official Submitting Report


 Delmar J. Clark Jr., Financial Analyst - Regulatory

6. Date Completed: October 13, 1995

Line No.	Month Reported	Form Plant Name	Intended Generating Plant	Supplier	Original Line Number	Old Volume (tons)	Form No.	Column Title	Old Value	New Value	New F.O.B. Plant Price	Reason for Revision
(a)	(b)	(c)	(d)	(e)	(f)	(g)	(h)	(i)	(j)	(k)	(l)	(m)
1.	03/95	CR 1&2	CR 1&2	Kentucky May Coal Co.	5	18,238	2A	(k) Quality Adjustment			\$40.43	Quality Adjustment
2.	06/95	CR 1&2	CR 1&2	Arch of Kentucky	2	48,859	2A	(k) Quality Adjustment			\$44.43	Quality Adjustment
3.	07/95	CR 1&2	CR 1&2	Arch of Kentucky	2	39,564	2A	(k) Quality Adjustment			\$44.53	Quality Adjustment

MONTHLY REPORT OF COST AND QUALITY OF COAL FOR ELECTRIC PLANTS
 REPORT OF ADJUSTMENTS TO PREVIOUS COAL DELIVERIES


1. Report For: Mo. August Yr. 1995

2. Reporting Company: Florida Power Corporation

3. Plant Name: Crystal River 4 & 5

4. Name, Title and Telephone Number of Contact
 Person Concerning Data Submitted on this Form
 Delmar J. Clark Jr., Financial Analyst - Regulatory
 (813) 824-6491

5. Signature of Official Submitting Report


 Delmar J. Clark Jr., Financial Analyst - Regulatory

6. Date Completed: October 13, 1995

Line No.	Month Reported	Form Plant Name	Intended Generating Plant	Supplier	Original Line Number	Old Volume (tons)	Form No.	Column Title	Old Value	New Value	New F.O.B. Plant Price	Reason for Revision
(a)	(b)	(c)	(d)	(e)	(f)	(g)	(h)	(i)	(j)	(k)	(l)	(m)
1.	07/95	CR 4&5	CR 4&5	Franklin Coal Sales	5	9,748	2A	(k) Quality Adjustment			\$44.83	Quality Adjustment

MONTHLY REPORT OF COST AND QUALITY OF COAL FOR ELECTRIC PLANTS
 REPORT OF ADJUSTMENTS TO PREVIOUS COAL DELIVERIES

1. Report For: Mo. August Yr. 1995

2. Reporting Company: Florida Power Corporation

3. Plant Name: Transfer Facility TTI Systems, Inc.

4. Name, Title and Telephone Number of Contact
 Person Concerning Data Submitted on this Form
 Delmar J. Clark Jr., Financial Analyst - Regulatory
 (813) 824-6491

5. Signature of Official Submitting Report


 Delmar J. Clark Jr., Financial Analyst - Regulatory

6. Date Completed: October 13, 1995

Line No.	Month Reported	Form Plant Name	Intended Generating Plant	Supplier	Original Line Number	Old Volume (tons)	Form No.	Column Title	Old Value	New Value	New F.O.B. Plant Price	Reason for Revision
(a)	(b)	(c)	(d)	(e)	(f)	(g)	(h)	(i)	(j)	(k)	(l)	(m)

== NONE ==

MONTHLY REPORT OF COST AND QUALITY OF COAL FOR ELECTRIC PLANTS
 REPORT OF ADJUSTMENTS TO PREVIOUS COAL DELIVERIES


1. Report For: Mo. August Yr. 1995

2. Reporting Company: Florida Power Corporation

3. Plant Name: Transfer Facility IMT

4. Name, Title and Telephone Number of Contact Person Concerning Data Submitted on this Form
 Delmar J. Clark Jr., Financial Analyst - Regulatory
 (813) 824-6491

5. Signature of Official Submitting Report


 Delmar J. Clark Jr., Financial Analyst - Regulatory

6. Date Completed: October 13, 1995

Line No.	Month Reported	Form Plant Name	Intended Generating Plant	Supplier	Original Line Number	Old Volume (tons)	Form No.	Column Title	Old Value	New Value	New F.O.B. Plant Price	Reason for Revision
(a)	(b)	(c)	(d)	(e)	(f)	(g)	(h)	(i)	(j)	(k)	(l)	(m)
1.	07/95	CR 1&2	CR 1&2	Ashland Coal Inc.	3	2,050	2A	(k) Quality Adjustment			\$48.68	Quality Adjustment
2.	07/95	CR 1&2	CR 1&2	Pen Coal Company	4	5,034	2A	(k) Quality Adjustment			\$44.68	Quality Adjustment