

ORIGINAL

Florida Power
CORPORATION

James A. McGee
SENIOR COUNSEL

January 16, 1998

Ms. Blanco S. Bayo, Director
Division of Records and Reporting
Florida Public Service Commission
2540 Shumard Oak Blvd.
Tallahassee, Florida 32399-0850

RECEIVED
JAN 20 1998
12:40 PM

Re: Docket No. 980001-EI

Dear Ms. Bayo:

Enclosed for filing are ten copies of Florida Power Corporation's FPSC 423 Forms for the month of November, 1997. Forms 423-1A, 423-2, 423-2A, 423-2B, and 423-2C contained in this filing have been edited to delete certain confidential information. Florida Power's Request for Specified Confidential Treatment, which includes an unedited copy of the 423 Forms, has been submitted for filing this date under separate cover.

- ACK
- MFA
- APP
- CAF
- CRU
- CTR
- E
- LEG
- LRI
- OPC
- FDH
- SEC
- WAS
- OTH

Handwritten: Handwritten
1
3
1

Please acknowledge your receipt and filing of the above on the enclosed copy of this letter and return same to me.

Very truly yours,

Handwritten signature of James A. McGee
James A. McGee

JAM:sl
Enclosures

cc: Parties of record (w/o enclosure)

RECEIVED
Handwritten signature
FPSC BUREAU OF RECORDS

DOCUMENT NUMBER - DATE

01043 JAN 20 1998

FPSC-RECORDS/REPORTING

MONTHLY REPORT OF COST AND QUALITY OF FUEL OIL FOR ELECTRIC PLANTS
ORIGIN, VOLUME, DELIVERED PRICE AND AS RECEIVED QUALITY

1 REPORTING MONTH


Nov 97

3 NAME, TITLE & TELEPHONE NUMBER OF CONTACT PERSON CONCERNING DATA
SUBMITTED ON THIS FORM JAN SMITH, ACCOUNTANT (813) 896 5622

2 REPORTING COMPANY

FLORIDA POWER CORPORATION

4 SIGNATURE OF OFFICIAL SUBMITTING REPORT


JOHN SCARDINO JR. CONTROLLER

5 DATE COMPLETED

12/29/97

LINE NO (a)	PLANT NAME (b)	SUPPLIER NAME (c)	SHIPPING POINT (d)	PURCHASE TYPE (e)	DELIVERY LOCATION (f)	DELIVERY DATE (g)	TYPE OIL (h)	SULFUR CONTENT (%) (i)	BTU CONTENT (Btu/Gal) (j)	VOLUME (Bbls) (k)	DELIVERED PRICE (\$/Bbl) (l)
1	ANCLOTE	BP OIL COMPANY	TAMPA, FL	MTC	FOB PLANT	11/97	F02	0.45	140,680	1,068	\$26,4000
2	AVON PARK PEAKERS	NO DELIVERIES									
3	BARTOW	RIO ENERGY INTERNATIONAL INC	HOUSTON, TX	MTC	FOB PLANT	11/97	F06	2.40	132,979	64,435	\$14,2480
4	BARTOW NORTH FUEL TERMINAL	RIO ENERGY INTERNATIONAL INC	HOUSTON, TX	MTC	FOB TERMINAL	11/97	F06	1.92	154,615	115,293	\$17,7360
5	BARTOW PEAKERS	NO DELIVERIES									
6	BARTOW FUEL TERMINAL -UNIT 1	NO DELIVERIES									
7	BARTOW SOUTH FUEL TERMINAL	GEO TECH CORPORATION	ATLANTIC BEACH, FL	S	FOB TERMINAL	11/97	F06	0.47	142,857	1,016	\$15,5414
8	BARTOW SOUTH FUEL TERMINAL	INTERNATIONAL PETROLEUM COM	PLANT CITY, FL	S	FOB TERMINAL	11/97	F06	0.48	142,857	6,215	\$16,2271
9	BARTOW SOUTH FUEL TERMINAL	MFM ENVIRONMENTAL COMPANY	REDDICK, FL	S	FOB TERMINAL	11/97	F06	0.41	140,283	979	\$15,7301
10	BARTOW SOUTH FUEL TERMINAL	RIO ENERGY INTERNATIONAL INC	HOUSTON, TX	MTC	FOB TERMINAL	11/97	F06	1.22	156,523	336,822	\$18,9715
11	BAYBORO PEAKERS	COASTAL FUELS MARKETING	PORT MANATEE, FL	MTC	FOB PLANT	11/97	F02	0.45	139,688	9,180	\$25,9650
12	CRYSTAL RIVER NORTH	BP OIL COMPANY	TAMPA, FL	MTC	FOB PLANT	11/97	F02	0.45	140,680	3,556	\$27,1329
13	CRYSTAL RIVER SOUTH	BP OIL COMPANY	TAMPA, FL	MTC	FOB PLANT	11/97	F02	0.04	139,664	57	\$32,2179
14	DEBARY PEAKERS	NO DELIVERIES									
15	HIGGINS STEAM PLANT	NO DELIVERIES									
16	HIGGINS PEAKERS	NO DELIVERIES									
17	INTERCESSION CITY PEAKERS	NO DELIVERIES									
18	CRYSTAL RIVER NUCLEAR PLANT	BP OIL COMPANY	TAMPA, FL	MTC	FOB PLANT	11/97	F02	0.04	139,664	833	\$32,3728

DOCUMENT NUMBER-DATE

01043 JAN 20 88

FPSC-RECORDS/REPORTING

MONTHLY REPORT OF COST AND QUALITY OF FUEL OIL FOR ELECTRIC PLANTS
DETAIL OF INVOICE AND TRANSPORTATION CHARGES

1 REPORTING MONTH: Nov 87
2 REPORTING COMPANY: FLORIDA POWER CORPORATION

3 NAME, TITLE & TELEPHONE NUMBER OF CONTACT PERSON CONCERNING DATA SUBMITTED ON THIS FORM: JIM SMITH, ACCOUNTANT (813) 699-5622
4 SIGNATURE OF OFFICIAL SUBMITTING REPORT: 
5 DATE COMPLETED: 11/29/87

LINE NO	PLANT NAME	SUPPLIER NAME	DELIVER LOCATIONS	DELIVERY DATE	TYPE	VOLUME	INVOICE PRICE	INVOICE AMOUNT	DISCOUNT	NET AMOUNT	NET PRICE	QUALITY ADJUST	PURCHASE PRICE	TERMINAL	TRANSPORT CHARGES	ADDITIONAL CHARGES	OTHER CHARGES	DELIVERED PRICE
19	PORT SAINT JOE PEAKERS	NO DELIVERIES																
20	NO PEAK PEAKERS	NO DELIVERIES																
21	SUNWAVE STEAM PLANT	NO DELIVERIES																
22	SUNWAVE PEAKERS	NO DELIVERIES																
23	STUART FUEL TERMINAL	NO DELIVERIES																
24	TURNER STEAM PLANT	NO DELIVERIES																
25	TURNER PEAKERS	NO DELIVERIES																
26	UNIVERSITY OF FLORIDA	NO DELIVERIES																

EFFECTIVE TRANSPORT TO TERMINAL CHARGES

MONTHLY REPORT OF COST AND QUALITY OF COAL FOR ELECTRIC PLANTS
ORIGIN, TONNAGE, DELIVERED PRICE AND AS RECEIVED QUALITY

- 1. Report for: Mo. November 1997
- 2. Reporting Company: Florida Power Corporation
- 3. Plant Name: Crystal River 1 & 2

4. Name, Title and Telephone Number of Contact Person Concerning Data Submitted on this Form
Delmar J. Clark Jr., Senior Regulatory Financial Analyst
(813) 824-6491

5. Signature of Official Submitting Report


Delmar J. Clark Jr., Senior Regulatory Financial Analyst

6. Date Completed: January 15, 1998

Line No.	Supplier Name	Mine Location	Purchase Type	Transportation Mode	Tons	Effective Purchase Price (\$/Ton)	Total Transportation Cost (\$/Ton)	F.O.B. Plant Price (\$/Ton)	As Received Coal Quality			
									Percent Sulfur (%)	Btu Content (Btu/lb)	Percent Ash (%)	Percent Moisture (%)
(a)	(b)	(c)	(d)	(e)	(f)	(g)	(h)	(i)	(j)	(k)	(l)	(m)
1	Cyprus Cumberland Coal Corp.	08,Ky,013	MTC	UR	26,722			\$41.83	1.11	12,873	7.30	6.84
2	Arch of Kentucky	08,Ky,095	LTC	UR	27,121			\$45.05	1.06	13,100	6.78	6.49
3	Quaker Coal Company	08,Ky,071	MTC	UR	68,547			\$39.61	1.05	12,409	8.85	6.65
4	Franklin Coal Sales	08,Ky,119	STC	UR	9,388			\$40.76	1.09	13,004	9.96	5.05
5	Franklin Coal Sales	08,Ky,195	STC	UR	48,126			\$40.76	1.09	13,004	9.96	5.05
6	Consol, Inc.	08,Ky,133	S	UR	9,741			\$41.33	1.24	13,081	6.34	6.83
7	Transfer Facility	N/A	LTC	OB	N/A			\$0.00	N/A	N/A	N/A	N/A

MONTHLY REPORT OF COST AND QUALITY OF COAL FOR ELECTRIC PLANTS
ORIGIN, TONNAGE, DELIVERED PRICE AND AS RECEIVED QUALITY

1. Report for: Mo. November 1997

2. Reporting Company: Florida Power Corporation

3. Plant Name: Crystal River 1 & 2

4. Name, Title and Telephone Number of Contact
Person Concerning Data Submitted on this Form

Delmar J. Clark Jr., Senior Regulatory Financial Analyst
(813) 824-6491

5. Signature of Official Submitting Report


Delmar J. Clark Jr., Senior Regulatory Financial Analyst

6. Date Completed: January 15, 1998


Line No.	Supplier Name	Mine Location	Purchase Type	Tons	F.O.B. Mine Price (\$/Ton)	Short Haul & Loading Charges (\$/Ton)	Original Invoice Price (\$/Ton)	Retro-active Price Increases (\$/Ton)	Base Price (\$/Ton)	Quality Adjust-ments (\$/Ton)	Effective Purchase Price (\$/Ton)
(a)	(b)	(c)	(d)	(e)	(f)	(g)	(h)	(i)	(j)	(k)	(l)
1	Cyprus Cumberland Coal Corp.	08,Ky,013	MTC	26,722		\$0.00		\$0.00			
2	Arch of Kentucky	08,Ky,095	LTC	27,121		\$0.00		\$0.00			
3	Quaker Coal Company	08,Ky,071	MTC	68,547		\$0.00		\$0.00		\$0.00	
4	Franklin Coal Sales	08,Ky,119	STC	9,388		\$0.00		\$0.00		\$0.00	
5	Franklin Coal Sales	08,Ky,195	STC	48,126		\$0.00		\$0.00		\$0.00	
6	Consol, Inc.	08,Ky,133	S	9,741		\$0.00		\$0.00			
7	Transfer Facility	N/A	LTC	N/A		\$0.00		\$0.00		N/A	

MONTHLY REPORT OF COST AND QUALITY OF COAL FOR ELECTRIC PLANTS
ORIGIN, TONNAGE, DELIVERED PRICE AND AS RECEIVED QUALITY

- 1. Report for: Mo. November 1997
- 2. Reporting Company: Florida Power Corporation
- 3. Plant Name: Crystal River 1 & 2

4. Name, Title and Telephone Number of Contact Person Concerning Data Submitted on this Form
Delmar J. Clark Jr., Senior Regulatory Financial Analyst
(813) 824-6491

5. Signature of Official Submitting Report


Delmar J. Clark Jr., Senior Regulatory Financial Analyst

6. Date Completed: January 15, 1998

Line No.	Supplier Name	Mine Location	Shipping Point	Transportation Mode	Tons	Effective Purchase Price (\$/Ton)	Additional Shorthaul & Loading Charges (\$/Ton)	Rail Rate (\$/Ton)	Other Rail Charges (\$/Ton)	River Barge Rate (\$/Ton)	Trans-loading Rate (\$/Ton)	Ocean Barge Rate (\$/Ton)	Other Water Charges (\$/Ton)	Other Related Charges (\$/Ton)	Transportation Charges (\$/Ton)	F O B Plant Price (\$/Ton)
(a)	(b)	(c)	(d)	(e)	(f)	(g)	(h)	(i)	(j)	(k)	(l)	(m)	(n)	(o)	(p)	(q)
1	Cyrus Cumberland Coal Corp.	08,Ky,013	Bell, Ky	UR	26,722		N/A			N/A	N/A	N/A	\$0.00	\$0.00		\$41.83
2	Arch of Kentucky	08,Ky,095	Harlan, Ky	UR	27,121		N/A			N/A	N/A	N/A	\$0.00	\$0.00		\$45.05
3	Queker Coal Company	08,Ky,071	Floyd, Ky	UR	68,547		N/A			N/A	N/A	N/A	\$0.00	\$0.00		\$39.61
4	Franklin Coal Sales	08,Ky,119	Knott, Ky	UR	9,388		N/A			N/A	N/A	N/A	\$0.00	\$0.00		\$40.76
5	Franklin Coal Sales	08,Ky,195	Pike, Ky	UR	48,126		N/A			N/A	N/A	N/A	\$0.00	\$0.00		\$40.76
6	Consol, Inc.	08,Ky,133	Letcher, Ky	UR	9,741		N/A			N/A	N/A	N/A	\$0.00	\$0.00		\$41.33
7	Transfer Facility	N/A	Plaquemines Parrish, La	OB	N/A		N/A			N/A	N/A	N/A	\$0.00	\$0.00		\$0.00

MONTHLY REPORT OF COST AND QUALITY OF COAL FOR ELECTRIC PLANTS
ORIGIN, TONNAGE, DELIVERED PRICE AND AS RECEIVED QUALITY

- 1. Report for: Mo. November 1997
- 2. Reporting Company: Florida Power Corporation
- 3. Plant Name: Crystal River 4 & 5

4. Name, Title and Telephone Number of Contact Person Concerning Data Submitted on this Form
Deimar J. Clark Jr., Senior Regulatory Financial Analyst
(813) 824-6491

5. Signature of Official Submitting Report


Deimar J. Clark Jr., Senior Regulatory Financial Analyst

6. Date Completed: January 15, 1998


Line No.	Supplier Name	Mine Location	Purchase Type	Transportation Mode	Tons	Effective Purchase Price (\$/Ton)	Total Transportation Cost (\$/Ton)	F.O.B. Plant Price (\$/Ton)	As Received Coal Quality			
									Percent Sulfur (%)	Btu Content (Btu/lb)	Percent Ash (%)	Percent Moisture (%)
(a)	(b)	(c)	(d)	(e)	(f)	(g)	(h)	(i)	(j)	(k)	(l)	(m)
1	Powell Mtn. Joint Venture	08,Va,105	LTC	UR	68,350			\$52.02	0.72	12,355	9.90	7.16
2	Franklin Coal Sales	08,Ky,195	LTC	UR	18,721			\$44.50	0.69	12,820	9.46	6.23
3	Ashland Coal, Inc.	08,Ky,195	MTC	UR	9,456			\$43.42	0.71	13,516	7.59	3.74
4	Quaker Coal Company, Inc.	08,Ky,195	S	UR	28,800			\$41.33	0.65	13,057	7.26	6.74
5	Quaker Coal Company, Inc.	08,Ky,195	MTC	UR	19,462			\$43.68	0.67	13,074	8.42	5.39
6	Knott/Floyd Land Company	08,Ky,071	S	UR	9,981			\$39.70	0.66	12,204	12.13	5.88
7	Mapco Coal Sales	08,Ky,195	S	UR	9,689			\$41.90	0.55	12,479	7.07	8.71
8	Transfer Facility	N/A	LTC	OB	223,437			\$51.65	0.67	12,580	9.66	6.29

MONTHLY REPORT OF COST AND QUALITY OF COAL FOR ELECTRIC PLANTS
 ORIGIN, TONNAGE, DELIVERED PRICE AND AS RECEIVED QUALITY

- 1. Report for: Mo. November 1997
- 2. Reporting Company: Florida Power Corporation
- 3. Plant Name: Crystal River 4 & 5

4. Name, Title and Telephone Number of Contact
 Person Concerning Data Submitted on this Form
 Delmar J. Clark Jr., Senior Regulatory Financial Analyst
 (813) 824-6491

5. Signature of Official Submitting Report


 Delmar J. Clark Jr., Senior Regulatory Financial Analyst

6. Date Completed: January 15, 1998

Line No.	Supplier Name	Mine Location	Purchase Type	Tons	F.O.B. Mine Price (\$/Ton)	Short Haul & Loading Charges (\$/Ton)	Original Invoice Price (\$/Ton)	Retro-active Price Increases (\$/Ton)	Base Price (\$/Ton)	Quality Adjust-ments (\$/Ton)	Effective Purchase Price (\$/Ton)
(a)	(b)	(c)	(d)	(e)	(f)	(g)	(h)	(i)	(j)	(k)	(l)
1	Powell Mtn. Joint Venture	08,Va,105	LTC	68,350		\$0.00		\$0.00		\$0.00	
2	Franklin Coal Sales	08,Ky,195	LTC	18,721		\$0.00		\$0.00		\$0.00	
3	Ashland Coal, Inc.	08,Ky,195	MTC	9,456		\$0.00		\$0.00		\$0.00	
4	Quaker Coal Company, Inc.	08,Ky,195	S	28,800		\$0.00		\$0.00		\$0.00	
5	Quaker Coal Company, Inc.	08,Ky,195	MTC	19,462		\$0.00		\$0.00		\$0.00	
6	Knott/Floyd Land Company	08,Ky,071	S	9,981		\$0.00		\$0.00			
7	Mapco Coal Sales	08,Ky,195	S	9,689		\$0.00		\$0.00			
8	Transfer Facility	N/A	LTC	223,437		\$0.00		\$0.00		N/A	

MONTHLY REPORT OF COST AND QUALITY OF COAL FOR ELECTRIC PLANTS
ORIGIN, TONNAGE, DELIVERED PRICE AND AS RECEIVED QUALITY

- 1. Report for: Mo. November 1997
- 2. Reporting Company: Florida Power Corporation
- 3. Plant Name: Transfer Facility IMT

4. Name, Title and Telephone Number of Contact
Person Concerning Data Submitted on this Form
Delmar J. Clark Jr., Senior Regulatory Financial Analyst
(813) 824-6491

5. Signature of Official Submitting Report


Delmar J. Clark Jr., Senior Regulatory Financial Analyst

6. Date Completed: January 15, 1998

Line No.	Supplier Name	Mine Location	Purchase Type	Transportation Mode	Tons	Effective Purchase Price (\$/Ton)	Total Transportation Cost (\$/Ton)	F.O.B. Plant Price (\$/Ton)	As Received Coal Quality			
									Percent Sulfur (%)	Btu Content (Btu/lb)	Percent Ash (%)	Percent Moisture (%)
(a)	(b)	(c)	(d)	(e)	(f)	(g)	(h)	(i)	(j)	(k)	(l)	(m)
1	A. T. Massey Coal Co.	08, Wv, 005	LTC	TR&B	64,637			\$45.21	0.73	12,708	10.82	4.96
2	Pen Coal Company	08, Wv, 039	MTC	B	10,799			\$47.11	0.68	12,457	9.53	6.93
3	Pen Coal Company	08, Ky, 071	MTC	B	2,845			\$47.11	0.68	12,457	9.53	6.93
4	Pen Coal Company	08, Wv, 099	MTC	B	41,433			\$47.11	0.68	12,457	9.53	6.93
5	Stafford Coal Co.	08, Ky, 195	STC	B	14,336			\$40.41	0.66	12,565	8.05	7.20
6	Kentucky Coal Terminal	08, Ky, 119	S	B	6,534			\$39.67	0.69	12,448	7.69	8.31
7	Kentucky Coal Terminal	08, Wv, 059	S	B	4,372			\$38.99	0.64	12,164	10.18	7.48
8	Orion Resources, Inc.	08, Wv, 005	S	B	7,297			\$39.46	0.72	12,909	10.62	4.22
9	Coal Network, Inc.	08, Wv, 059	S	B	4,721			\$37.72	0.66	12,316	9.26	7.71
10	Coal Network, Inc.	08, Wv, 059	S	B	1,712			\$37.90	0.66	12,307	11.05	6.96
11	Riverwood Coal Sales	08, Ky, 195	S	B	1,667			\$38.97	0.64	12,388	9.23	7.71

MONTHLY REPORT OF COST AND QUALITY OF COAL FOR ELECTRIC PLANTS
 ORIGIN, TONNAGE, DELIVERED PRICE AND AS RECEIVED QUALITY

1. Report for: Mo. November 1997


2. Reporting Company: Florida Power Corporation

3. Plant Name: Transfer Facility IMT

4. Name, Title and Telephone Number of Contact

Person Concerning Data Submitted on this Form
 Delmar J. Clark Jr., Senior Regulatory Financial Analyst
 (813) 824-6491

5. Signature of Official Submitting Report


 Delmar J. Clark Jr., Senior Regulatory Financial Analyst

6. Date Completed: January 15, 1998

Line No.	Supplier Name	Mine Location	Purchase Type	Tons	F.O.B. Mine Price (\$/Ton)	Short Haul & Loading Charges (\$/Ton)	Original Invoice Price (\$/Ton)	Retro-active Price Increases (\$/Ton)	Base Price (\$/Ton)	Quality Adjustments (\$/Ton)	Effective Purchase Price (\$/Ton)
(a)	(b)	(c)	(d)	(e)	(f)	(g)	(h)	(i)	(j)	(k)	(l)
1	A. T. Massey Coal Co.	08, Wv, 005	LTC	64,637		\$0.00		\$0.00			
2	Pen Coal Company	08, Wv, 099	MTC	10,799		\$0.00		\$0.00		\$0.00	
3	Pen Coal Company	08, Ky, 071	MTC	2,845		\$0.00		\$0.00		\$0.00	
4	Pen Coal Company	08, Wv, 099	MTC	41,433		\$0.00		\$0.00		\$0.00	
5	Stafford Coal Co.	08, Ky, 195	STC	14,386		\$0.00		\$0.00			
6	Kentucky Coal Terminal	08, Ky, 119	S	6,534		\$0.00		\$0.00			
7	Kentucky Coal Terminal	08, Wv, 059	S	4,372		\$0.00		\$0.00			
8	Orion Resources, Inc.	08, Wv, 005	S	7,297		\$0.00		\$0.00			
9	Coal Network, Inc.	08, Wv, 059	S	4,721		\$0.00		\$0.00		\$0.00	
10	Coal Network, Inc.	08, Wv, 059	S	1,712		\$0.00		\$0.00			
11	Riverwood Coal Sales	08, Ky, 195	S	1,667		\$0.00		\$0.00			

MONTHLY REPORT OF COST AND QUALITY OF COAL FOR ELECTRIC PLANTS
ORIGIN, TONNAGE, DELIVERED PRICE AND AS RECEIVED QUALITY

- 1. Report for: Mo. November 1997
- 2. Reporting Company: Florida Power Corporation
- 3. Plant Name: Transfer Facility IMT

4. Name, Title and Telephone Number of Contact
Person Concerning Data Submitted on this Form
Delmar J. Clark Jr., Senior Financial Analyst - Regulatory
(813) 824-6491

5. Signature of Official Submitting Report


Delmar J. Clark Jr., Senior Financial Analyst - Regulatory

6. Date Completed: January 15, 1998

Line No.	Supplier Name	Mine Location	Shipping Point	Transportation Mode	Tons	Effective Purchase Price (\$/Ton)	Additional Shorthaul & Loading Charges (\$/Ton)	Rail Rate (\$/Ton)	Other Rail Charges (\$/Ton)	River Barge Rate (\$/Ton)	Trans-loading Rate (\$/Ton)	Ocean Barge Rate (\$/Ton)	Other Water Charges (\$/Ton)	Other Related Charges (\$/Ton)	Transportation Charges (\$/Ton)	F.O.B. Plant Price (\$/Ton)
(a)	(b)	(c)	(d)	(e)	(f)	(g)	(h)	(i)	(j)	(k)	(l)	(m)	(n)	(o)	(p)	(q)
1	A. T. Massey Coal Co.	08, Wv, 005	Boone, Wv	TR&B	64,637		N/A	N/A	N/A	N/A	N/A	N/A	N/A	N/A		\$45.21
2	Pen Coal Company	08, Wv, 099	Wayne, Wv	B	10,799		N/A	N/A	N/A	N/A	N/A	N/A	N/A	N/A		\$47.11
3	Pen Coal Company	08, Ky, 071	Floyd, Ky	B	2,845		N/A	N/A	N/A	N/A	N/A	N/A	N/A	N/A		\$47.11
4	Pen Coal Company	08, Wv, 099	Wayne, Wv	B	41,433		N/A	N/A	N/A	N/A	N/A	N/A	N/A	N/A		\$47.11
5	Stafford Coal Co.	08, Ky, 195	Pike, Ky	B	14,386		N/A	N/A	N/A	N/A	N/A	N/A	N/A	N/A		\$40.41
6	Kentucky Coal Terminal	08, Ky, 119	Knott, Ky	B	6,534		N/A	N/A	N/A	N/A	N/A	N/A	N/A	N/A		\$39.67
7	Kentucky Coal Terminal	08, Wv, 059	Mingo, Wv	B	4,372		N/A	N/A	N/A	N/A	N/A	N/A	N/A	N/A		\$38.99
8	Orion Resources, Inc.	08, Wv, 005	Boone, Wv	B	7,297		N/A	N/A	N/A	N/A	N/A	N/A	N/A	N/A		\$39.46
9	Coal Network, Inc.	08, Wv, 059	Mingo, Wv	B	4,721		N/A	N/A	N/A	N/A	N/A	N/A	N/A	N/A		\$37.72
10	Coal Network, Inc.	08, Wv, 059	Mingo, Wv	B	1,712		N/A	N/A	N/A	N/A	N/A	N/A	N/A	N/A		\$37.90
11	Riverwood Coal Sales	08, Ky, 195	Pike, Ky	B	1,667		N/A	N/A	N/A	N/A	N/A	N/A	N/A	N/A		\$38.97

MONTHLY REPORT OF COST AND QUALITY OF COAL FOR ELECTRIC PLANTS
 REPORT OF ADJUSTMENTS TO PREVIOUS COAL DELIVERIES

- 1. Report for: Mo. November 1997
- 2. Reporting Company: Florida Power Corporation
- 3. Plant Name: Crystal River 1 & 2

4. Name, Title and Telephone Number of Contact
 Person Concerning Data Submitted on this Form
 Delmar J. Clark Jr., Senior Regulatory Financial Analyst
 (813) 824-6491

5. Signature of Official Submitting Report


 Delmar J. Clark Jr., Senior Regulatory Financial Analyst

6. Date Completed: January 15, 1998

Line No.	Month Reported	Form Plant Name	Intended Generating Plant	Supplier	Original Line Number	Old Volume (tons)	Form No.	Column Title	Old Value	New Value	New F.O.B. Plant Price	Reason for Revision
(a)	(b)	(c)	(d)	(e)	(f)	(g)	(h)	(i)	(j)	(k)	(l)	(m)

--- NONE ---

MONTHLY REPORT OF COST AND QUALITY OF COAL FOR ELECTRIC PLANTS
 REPORT OF ADJUSTMENTS TO PREVIOUS COAL DELIVERIES

- 1. Report for: Mo. November 1997
- 2. Reporting Company: Florida Power Corporation
- 3. Plant Name: Crystal River 4 & 5

4. Name, Title and Telephone Number of Contact
 Person Concerning Data Submitted on this Form
 Delmar J. Clark Jr., Senior Regulatory Financial Analyst
 (813) 824-6491

5. Signature of Official Submitting Report



 Delmar J. Clark Jr., Senior Regulatory Financial Analyst

6. Date Completed: January 15, 1998

Line No.	Month Reported	Form Plant Name	Intended Generating Plant	Supplier	Original Line Number	Old Volume (tons)	Form No.	Column Title	Old Value	New Value	New F.O.B. Plant Price	Reason for Revision
(a)	(b)	(c)	(d)	(e)	(f)	(g)	(h)	(i)	(j)	(k)	(l)	(m)
1	10/97	CR4&5	CR4&5	Quaker Coal Company	4	29,437	2A	(k) Quality Adjustments			\$42.49	Quality Adjustment
2	10/97	CR4&5	CR4&5	Quaker Coal Company	5	39,350	2A	(k) Quality Adjustments			\$44.48	Quality Adjustment

**MONTHLY REPORT OF COST AND QUALITY OF COAL FOR ELECTRIC PLANTS
REPORT OF ADJUSTMENTS TO PREVIOUS COAL DELIVERIES**

- 1. Report for: Mo. November 1997
- 2. Reporting Company: Florida Power Corporation
- 3. Plant Name: Transfer Facility TTI Systems, Inc.

4. Name, Title and Telephone Number of Contact Person Concerning Data Submitted on this Form
 Delmar J. Clark Jr., Senior Regulatory Financial Analyst
 (813) 824-6491

5. Signature of Official Submitting Report

Delmar J. Clark Jr., Senior Regulatory Financial Analyst

6. Date Completed: January 15, 1998

Line No.	Month Reported	Form Plant Name	Intended Generating Plant	Supplier	Original Line Number	Old Volume (tons)	Form No.	Column Title	Old Value	New Value	New F.O.B. Plant Price	Reason for Revision
(a)	(b)	(c)	(d)	(e)	(f)	(g)	(h)	(i)	(j)	(k)	(l)	(m)

--- NONE ---

MONTHLY REPORT OF COST AND QUALITY OF COAL FOR ELECTRIC PLANTS
 REPORT OF ADJUSTMENTS TO PREVIOUS COAL DELIVERIES

- 1. Report for: Mo. November 1997
- 2. Reporting Company: Florida Power Corporation
- 3. Plant Name: Transfer Facility IMT

4. Name, Title and Telephone Number of Contact Person Concerning Data Submitted on this Form
 Delmar J. Clark Jr., Senior Financial Analyst - Regulatory
 (813) 824-6491

5. Signature of Official Submitting Report:


 Delmar J. Clark Jr., Senior Financial Analyst - Regulatory

6. Date Completed: January 15, 1998

Line No.	Month Reported	Form Plant Name	Intended Generating Plant	Supplier	Original Line Number	Old Volume (tons)	Form No.	Column Title	Old Value	New Value	New F.O.B. Plant Price	Reason for Revision
(a)	(b)	(c)	(d)	(e)	(f)	(g)	(h)	(i)	(j)	(k)	(l)	(m)

--- NONE ---