

AUSLEY & McMULLEN

ATTORNEYS AND COUNSELORS AT LAW

227 SOUTH CALHOUN STREET
P.O. BOX 391 (ZIP 32302)
TALLAHASSEE, FLORIDA 32301
(850) 224-9115 FAX (850) 222-7560

ORIGINAL

RECEIVED-FPSC

99 MAR 15 PM 4:18

RECORDS AND REPORTING

March 15, 1999

HAND DELIVERED

Ms. Blanca S. Bayo, Director
Division of Records and Reporting
Florida Public Service Commission
2540 Shumard Oak Boulevard
Tallahassee, Florida 32399-0850

Re: Fuel and Purchased Power Cost Recovery Clause
and Generating Performance Incentive Factor;
FPSC Docket No. 990001-EI

Dear Ms. Bayo:

Enclosed for filing in the above-styled docket are the original and ten (10) copies of Tampa Electric Company's Forms 423-1, 423-1(a), 423-1(b), 423-2, 423-2(a), 423-2(b) and 423-2(c) for the month of January 1999. Portions of Forms 423-1(a), 423-2, 423-2(a), 423-2(b) and 423-2(c) have been whited out to delete certain confidential proprietary business information which is the subject of a separate request for specified confidential treatment being simultaneously filed herewith.

Please acknowledge receipt and filing of the above by stamping the duplicate copy of this letter and returning same to this writer.

Thank you for your assistance in connection with this matter.

Sincerely,


James D. Beasley

- CK _____
- FA Tand...
- APP _____
- CAF _____
- CMU _____
- CTR _____
- EAG _____
- LEG 1
- LIN 3
- OPC _____ JDB/pp
- RCH _____ Enclosures
- SEC 1 cc: _____
- WAS _____
- OTH _____

All Parties of Record (w/o encl.)

RECEIVED & FILED


FPSC-BUREAU OF RECORDS

DOCUMENT NUMBER-DATE


03243 MAR 15 99

FPSC-RECORDS/REPORTING

MONTHLY REPORT OF COST AND QUALITY OF FUEL OIL FOR ELECTRIC PLANTS
ORIGIN, VOLUME, DELIVERED PRICE AND AS RECEIVED QUALITY

1. Reporting Month: January Year: 1999
2. Reporting Company: Tampa Electric Company

3. Name, Title & Telephone Number of Contact Person Concerning Data
Submitted on this Form: Jeffrey Chronister, Director Financial Reporting
(813) - 228 - 1609

4. Signature of Official Submitting Report: 
Phil L. Barringer, Assistant Controller

6. Date Completed: March 15, 1999

Line No. (a)	Plant Name (b)	Supplier Name (c)	Shipping Point (d)	Purchase Type (e)	Delivery Location (f)	Delivery Date (g)	Type Oil (h)	Sulfur Content % (i)	BTU Content (BTU/Gal) (j)	Volume (Bbls) (k)	Delivered Price (\$/Bbl) (l)
1.	Gannon	Coastal	Tampa	MTC	Gannon	01-01-99	F02	*	*	177.87	\$16.2207
2.	Gannon	Coastal	Tampa	MTC	Gannon	01-02-99	F02	*	*	177.77	\$16.2208
3.	Gannon	Coastal	Tampa	MTC	Gannon	01-04-99	F02	*	*	355.69	\$16.6412
4.	Gannon	Central	Tampa	MTC	Gannon	01-05-99	F02	*	*	913.62	\$15.7055
5.	Gannon	Central	Tampa	MTC	Gannon	01-12-99	F02	*	*	356.31	\$16.5371
6.	Gannon	Central	Tampa	MTC	Gannon	01-14-99	F02	*	*	118.88	\$16.5373
7.	Gannon	Central	Tampa	MTC	Gannon	01-15-99	F02	*	*	118.64	\$16.5375
8.	Gannon	Central	Tampa	MTC	Gannon	01-20-99	F02	*	*	363.10	\$16.2210
9.	Gannon	Central	Tampa	MTC	Gannon	01-21-99	F02	*	*	355.76	\$16.2212
10.	Gannon	Central	Tampa	MTC	Gannon	01-22-99	F02	*	*	355.60	\$16.2210
11.	Gannon	Central	Tampa	MTC	Gannon	01-25-99	F02	*	*	356.14	\$15.4520
12.	Gannon	Central	Tampa	MTC	Gannon	01-26-99	F02	*	*	355.69	\$15.4519
13.	Gannon	Central	Tampa	MTC	Gannon	01-27-99	F02	*	*	718.81	\$15.4519
14.	Gannon	Central	Tampa	MTC	Gannon	01-29-99	F02	*	*	244.17	\$15.4517
15.	Big Bend	Coastal	Tampa	MTC	Big Bend	01-02-99	F02	*	*	177.72	\$16.3335
16.	Big Bend	Coastal	Tampa	MTC	Big Bend	01-04-99	F02	*	*	177.62	\$16.7539
17.	Big Bend	Central	Tampa	MTC	Big Bend	01-04-99	F02	*	*	534.19	\$15.7056
18.	Big Bend	Central	Tampa	MTC	Big Bend	01-05-99	F02	*	*	4,444.68	\$16.5496
19.	Big Bend	Central	Tampa	MTC	Big Bend	01-06-99	F02	*	*	714.31	\$15.7056
20.	Big Bend	Central	Tampa	MTC	Big Bend	01-07-99	F02	*	*	2,355.07	\$15.7056
21.	Big Bend	Central	Tampa	MTC	Big Bend	01-08-99	F02	*	*	1,606.29	\$15.7055
22.	Big Bend	Central	Tampa	MTC	Big Bend	01-21-99	F02	*	*	533.29	\$16.2210
23.	Big Bend	Central	Tampa	MTC	Big Bend	01-22-99	F02	*	*	343.88	\$16.2212
24.	Big Bend	Central	Tampa	MTC	Big Bend	01-28-99	F02	*	*	533.50	\$15.4519
25.	Big Bend	Central	Tampa	MTC	Big Bend	01-29-99	F02	*	*	533.65	\$15.4524

* No analysis Taken

DOCUMENT NUMBER - DATE
03243 MAR 15 99
FPSC-RECORDS/REPORTING

MONTHLY REPORT OF COST AND QUALITY OF FUEL OIL FOR ELECTRIC PLANTS
ORIGIN, VOLUME, DELIVERED PRICE AND AS RECEIVED QUALITY

1. Reporting Month: January Year: 1999

3. Name, Title & Telephone Number of Contact Person Concerning Data
Submitted on this Form: Jeffrey Chronister, Director Financial Reporting
(813) - 228 - 1609

2. Reporting Company: Tampa Electric Company

4. Signature of Official Submitting Report: 
Phil L. Barringer, Assistant Controller

6. Date Completed: March 15, 1999

Line No.	Plant Name	Supplier Name	Shipping Point	Purchase Type	Delivery Location	Delivery Date	Type Oil	Sulfur Content %	BTU Content (BTU/Gal)	Volume (Bbls)	Delivered Price (\$/Bbl)
(a)	(b)	(c)	(d)	(e)	(f)	(g)	(h)	(i)	(j)	(k)	(l)
26.	Hookers Point	Central	Tampa	MTC	Hookers Point	01-05-99	F02	*	*	118.81	\$15.7055
27.	Polk	Coastal	Tampa	MTC	Polk	01-01-99	F02	*	*	534.42	\$17.1323
28.	Polk	Coastal	Tampa	MTC	Polk	01-02-99	F02	*	*	890.16	\$17.1325
29.	Polk	Coastal	Tampa	MTC	Polk	01-03-99	F02	*	*	182.69	\$17.1322
30.	Polk	Coastal	Tampa	MTC	Polk	01-04-99	F02	*	*	1,069.56	\$17.6574
31.	Polk	Coastal	Tampa	MTC	Polk	01-05-99	F02	*	*	1,617.56	\$17.1324
32.	Polk	Coastal	Tampa	MTC	Polk	01-06-99	F02	*	*	1,250.66	\$17.7625
33.	Polk	Coastal	Tampa	MTC	Polk	01-07-99	F02	*	*	714.37	\$17.7625
34.	Polk	Coastal	Tampa	MTC	Polk	01-08-99	F02	*	*	359.37	\$17.8673
35.	Polk	Coastal	Tampa	MTC	Polk	01-09-99	F02	*	*	180.88	\$17.8672
36.	Polk	Coastal	Tampa	MTC	Polk	01-10-99	F02	*	*	1,061.02	\$17.8673
37.	Polk	Coastal	Tampa	MTC	Polk	01-11-99	F02	0.04	139,033	1,071.35	\$18.4973
38.	Polk	Coastal	Tampa	MTC	Polk	01-12-99	F02	0.04	138,005	1,084.42	\$17.6574
39.	Polk	Coastal	Tampa	MTC	Polk	01-13-99	F02	*	*	1,063.08	\$16.9223
40.	Polk	Coastal	Tampa	MTC	Polk	01-14-99	F02	0.04	138,047	2,336.54	\$16.6073
41.	Polk	Coastal	Tampa	MTC	Polk	01-15-99	F02	*	*	557.48	\$16.7123
42.	Polk	Coastal	Tampa	MTC	Polk	01-16-99	F02	*	*	744.00	\$16.7123
43.	Polk	Coastal	Tampa	MTC	Polk	01-17-99	F02	*	*	1,088.85	\$16.7124
44.	Polk	Coastal	Tampa	MTC	Polk	01-18-99	F02	*	*	2,557.19	\$16.7124
45.	Polk	Coastal	Tampa	MTC	Polk	01-19-99	F02	*	*	1,283.75	\$16.3973
46.	Polk	Coastal	Tampa	MTC	Polk	01-20-99	F02	*	*	1,279.90	\$16.1873
47.	Polk	Coastal	Tampa	MTC	Polk	01-21-99	F02	*	*	1,655.76	\$16.5024
48.	Polk	Coastal	Tampa	MTC	Polk	01-22-99	F02	*	*	903.34	\$17.1324
49.	Polk	Coastal	Tampa	MTC	Polk	01-23-99	F02	*	*	920.79	\$17.1325
50.	Polk	Coastal	Tampa	MTC	Polk	01-24-99	F02	*	*	1,446.06	\$17.1324

* No analysis taken.

MONTHLY REPORT OF COST AND QUALITY OF FUEL OIL FOR ELECTRIC PLANTS
ORIGIN, VOLUME, DELIVERED PRICE AND AS RECEIVED QUALITY

1. Reporting Month: January Year: 1999

3. Name, Title & Telephone Number of Contact Person Concerning Data
Submitted on this Form: Jeffrey Chronister, Director Financial Reporting
(813) - 228 - 1609

2. Reporting Company: Tampa Electric Company

4. Signature of Official Submitting Report: 
Phil L. Barringer, Assistant Controller

6. Date Completed: March 15, 1999

Line No.	Plant Name	Supplier Name	Shipping Point	Purchase Type	Delivery Location	Delivery Date	Type Oil	Sulfur Content %	BTU Content (BTU/Gal)	Volume (Bbls)	Delivered Price (\$/Bbl)
(a)	(b)	(c)	(d)	(e)	(f)	(g)	(h)	(i)	(j)	(k)	(l)
51.	Polk	Coastal	Tampa	MTC	Polk	01-25-99	F02	*	*	1,278.79	\$16.8174
52.	Polk	Coastal	Tampa	MTC	Polk	01-26-99	F02	*	*	2,725.70	\$16.8174
53.	Polk	Coastal	Tampa	MTC	Polk	01-27-99	F02	*	*	1,811.05	\$17.1324
54.	Polk	Coastal	Tampa	MTC	Polk	01-28-99	F02	*	*	1,629.35	\$17.2374
55.	Polk	Coastal	Tampa	MTC	Polk	01-29-99	F02	*	*	178.56	\$17.6577
56.	Polk	Coastal	Tampa	MTC	Polk	01-30-99	F02	*	*	562.89	\$17.6573
57.	Polk	Coastal	Tampa	MTC	Polk	01-31-99	F02	*	*	1,649.26	\$17.6569
58.	Phillips	Central	Tampa	MTC	Phillips	01-12-99	F02	0.42	138,841	356.83	\$17.5352
59.											
60.											
61.											
62.											
63.											
64.											
65.											
66.											
67.											
68.											
69.											
70.											
71.											
72.											
73.											
74.											
75.											
76.											

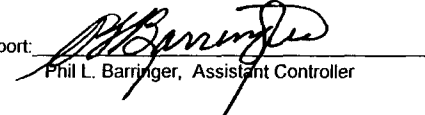
MONTHLY REPORT OF COST AND QUALITY OF FUEL OIL FOR ELECTRIC PLANTS
 DETAIL OF INVOICE AND TRANSPORTATION CHARGES

1. Reporting Month: January Year: 1999

2. Reporting Company: Tampa Electric Company

3. Name, Title & Telephone Number of Contact Person Concerning Data
 Submitted on this Form: Jeffrey Chronister, Director Financial Reporting
 (813) - 228 - 1609

4. Signature of Official Submitting Report:



Phil L. Barringer, Assistant Controller

6. Date Completed: March 15, 1999

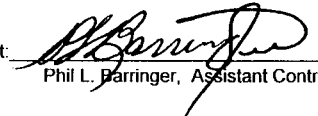
Line No. (a)	Plant Name (b)	Supplier Name (c)	Delivery Location (d)	Delivery Date (e)	Type Oil (f)	Volume (Bbls) (g)	Invoice Price (\$/Bbl) (h)	Invoice Amount \$ (i)	Discount \$ (j)	Net Amount \$ (k)	Net Price (\$/Bbl) (l)	Quality Adj. (\$/Bbl) (m)	Effective Purchase Price (\$/Bbl) (n)	Transport to Terminal (\$/Bbl) (o)	Add'l Transport Charges (\$/Bbl) (p)	Other Charges (\$/Bbl) (q)	Delivered Price (\$/Bbl) (r)
1.	Gannon	Coastal	Gannon	01-01-99	F02	177.87									\$0.0000	\$0.0000	\$16.2207
2.	Gannon	Coastal	Gannon	01-02-99	F02	177.77									\$0.0000	\$0.0000	\$16.2208
3.	Gannon	Coastal	Gannon	01-04-99	F02	355.69									\$0.0000	\$0.0000	\$16.6412
4.	Gannon	Central	Gannon	01-05-99	F02	913.62									\$0.0000	\$0.0000	\$15.7055
5.	Gannon	Central	Gannon	01-12-99	F02	356.31									\$0.0000	\$0.0000	\$16.5371
6.	Gannon	Central	Gannon	01-14-99	F02	118.88									\$0.0000	\$0.0000	\$16.5373
7.	Gannon	Central	Gannon	01-15-99	F02	118.64									\$0.0000	\$0.0000	\$16.5375
8.	Gannon	Central	Gannon	01-20-99	F02	363.10									\$0.0000	\$0.0000	\$16.2210
9.	Gannon	Central	Gannon	01-21-99	F02	355.76									\$0.0000	\$0.0000	\$16.2212
10.	Gannon	Central	Gannon	01-22-99	F02	355.60									\$0.0000	\$0.0000	\$16.2210
11.	Gannon	Central	Gannon	01-25-99	F02	356.14									\$0.0000	\$0.0000	\$15.4520
12.	Gannon	Central	Gannon	01-26-99	F02	355.69									\$0.0000	\$0.0000	\$15.4519
13.	Gannon	Central	Gannon	01-27-99	F02	718.81									\$0.0000	\$0.0000	\$15.4519
14.	Gannon	Central	Gannon	01-29-99	F02	244.17									\$0.0000	\$0.0000	\$15.4517
15.	Big Bend	Coastal	Big Bend	01-02-99	F02	177.72									\$0.0000	\$0.0000	\$16.3335
16.	Big Bend	Coastal	Big Bend	01-04-99	F02	177.62									\$0.0000	\$0.0000	\$16.7539
17.	Big Bend	Central	Big Bend	01-04-99	F02	534.19									\$0.0000	\$0.0000	\$15.7056
18.	Big Bend	Central	Big Bend	01-05-99	F02	4,444.68									\$0.0000	\$0.0000	\$16.5496
19.	Big Bend	Central	Big Bend	01-06-99	F02	714.31									\$0.0000	\$0.0000	\$15.7056
20.	Big Bend	Central	Big Bend	01-07-99	F02	2,355.07									\$0.0000	\$0.0000	\$15.7056
21.	Big Bend	Central	Big Bend	01-08-99	F02	1,606.29									\$0.0000	\$0.0000	\$15.7055
22.	Big Bend	Central	Big Bend	01-21-99	F02	533.29									\$0.0000	\$0.0000	\$16.2210
23.	Big Bend	Central	Big Bend	01-22-99	F02	343.88									\$0.0000	\$0.0000	\$16.2212
24.	Big Bend	Central	Big Bend	01-28-99	F02	533.50									\$0.0000	\$0.0000	\$15.4519
25.	Big Bend	Central	Big Bend	01-29-99	F02	533.65									\$0.0000	\$0.0000	\$15.4524

MONTHLY REPORT OF COST AND QUALITY OF FUEL OIL FOR ELECTRIC PLANTS
 DETAIL OF INVOICE AND TRANSPORTATION CHARGES

1. Reporting Month: January Year: 1999

2. Reporting Company: Tampa Electric Company

3. Name, Title & Telephone Number of Contact Person Concerning Data
 Submitted on this Form: Jeffrey Chronister, Director Financial Reporting
 (813) - 228 - 1609

4. Signature of Official Submitting Report: 
 Phil L. Barringer, Assistant Controller

6. Date Completed: March 15, 1999

Line No. (a)	Plant Name (b)	Supplier Name (c)	Delivery Location (d)	Delivery Date (e)	Type (f)	Volume (Bbls) (g)	Invoice Price (\$/Bbl) (h)	Invoice Amount \$ (i)	Discount \$ (j)	Net Amount \$ (k)	Net Price (\$/Bbl) (l)	Quality Adjust. (\$/Bbl) (m)	Effective Purchase Price (\$/Bbl) (n)	Transport to Terminal (\$/Bbl) (o)	Add'l Transport Charges (\$/Bbl) (p)	Other Charges (\$/Bbl) (q)	Delivered Price (\$/Bbl) (r)
26.	Hookers Point	Central	Tampa	MTC	Hookers Point	01-05-99									\$0.0000	\$0.0000	\$15.7055
27.	Polk	Coastal	Tampa	MTC	Polk	01-01-99									\$0.0000	\$0.0000	\$17.1323
28.	Polk	Coastal	Tampa	MTC	Polk	01-02-99									\$0.0000	\$0.0000	\$17.1325
29.	Polk	Coastal	Tampa	MTC	Polk	01-03-99									\$0.0000	\$0.0000	\$17.1322
30.	Polk	Coastal	Tampa	MTC	Polk	01-04-99									\$0.0000	\$0.0000	\$17.6574
31.	Polk	Coastal	Tampa	MTC	Polk	01-05-99									\$0.0000	\$0.0000	\$17.1324
32.	Polk	Coastal	Tampa	MTC	Polk	01-06-99									\$0.0000	\$0.0000	\$17.7625
33.	Polk	Coastal	Tampa	MTC	Polk	01-07-99									\$0.0000	\$0.0000	\$17.7625
34.	Polk	Coastal	Tampa	MTC	Polk	01-08-99									\$0.0000	\$0.0000	\$17.8673
35.	Polk	Coastal	Tampa	MTC	Polk	01-09-99									\$0.0000	\$0.0000	\$17.8672
36.	Polk	Coastal	Tampa	MTC	Polk	01-10-99									\$0.0000	\$0.0000	\$17.8673
37.	Polk	Coastal	Tampa	MTC	Polk	01-11-99									\$0.0000	\$0.0000	\$18.4973
38.	Polk	Coastal	Tampa	MTC	Polk	01-12-99									\$0.0000	\$0.0000	\$17.6574
39.	Polk	Coastal	Tampa	MTC	Polk	01-13-99									\$0.0000	\$0.0000	\$16.9223
40.	Polk	Coastal	Tampa	MTC	Polk	01-14-99									\$0.0000	\$0.0000	\$16.6073
41.	Polk	Coastal	Tampa	MTC	Polk	01-15-99									\$0.0000	\$0.0000	\$16.7123
42.	Polk	Coastal	Tampa	MTC	Polk	01-16-99									\$0.0000	\$0.0000	\$16.7123
43.	Polk	Coastal	Tampa	MTC	Polk	01-17-99									\$0.0000	\$0.0000	\$16.7124
44.	Polk	Coastal	Tampa	MTC	Polk	01-18-99									\$0.0000	\$0.0000	\$16.7124
45.	Polk	Coastal	Tampa	MTC	Polk	01-19-99									\$0.0000	\$0.0000	\$16.3973
46.	Polk	Coastal	Tampa	MTC	Polk	01-20-99									\$0.0000	\$0.0000	\$16.1873
47.	Polk	Coastal	Tampa	MTC	Polk	01-21-99									\$0.0000	\$0.0000	\$16.5024
48.	Polk	Coastal	Tampa	MTC	Polk	01-22-99									\$0.0000	\$0.0000	\$17.1324
49.	Polk	Coastal	Tampa	MTC	Polk	01-23-99									\$0.0000	\$0.0000	\$17.1325
50.	Polk	Coastal	Tampa	MTC	Polk	01-24-99									\$0.0000	\$0.0000	\$17.1324

MONTHLY REPORT OF COST AND QUALITY OF FUEL OIL FOR ELECTRIC PLANTS
 DETAIL OF INVOICE AND TRANSPORTATION CHARGES

1. Reporting Month: January Year: 1999

2. Reporting Company: Tampa Electric Company

3. Name, Title & Telephone Number of Contact Person Concerning Data
 Submitted on this Form: Jeffrey Chronister, Director Financial Reporting
 (813) - 228 - 1609

4. Signature of Official Submitting Report: 
 Phil L. Bafringer, Assistant Controller

6. Date Completed: March 15, 1999

Line No.	Plant Name	Supplier Name	Delivery Location	Delivery Date	Type Oil	Volume (Bbls)	Invoice Price (\$/Bbl)	Invoice Amount (\$)	Discount (\$)	Net Amount (\$)	Net Price (\$/Bbl)	Quality Adjust. (\$/Bbl)	Effective Purchase Price (\$/Bbl)	Transport to Terminal (\$/Bbl)	Add'l Transport Charges (\$/Bbl)	Other Charges (\$/Bbl)	Delivered Price (\$/Bbl)
(a)	(b)	(c)	(d)	(e)	(f)	(g)	(h)	(i)	(j)	(k)	(l)	(m)	(n)	(o)	(p)	(q)	(r)
51.	Polk	Coastal	Tampa	MTC	Polk	01-25-99									\$0.0000	\$0.0000	\$16.8174
52.	Polk	Coastal	Tampa	MTC	Polk	01-26-99									\$0.0000	\$0.0000	\$16.8174
53.	Polk	Coastal	Tampa	MTC	Polk	01-27-99									\$0.0000	\$0.0000	\$17.1324
54.	Polk	Coastal	Tampa	MTC	Polk	01-28-99									\$0.0000	\$0.0000	\$17.2374
55.	Polk	Coastal	Tampa	MTC	Polk	01-29-99									\$0.0000	\$0.0000	\$17.6577
56.	Polk	Coastal	Tampa	MTC	Polk	01-30-99									\$0.0000	\$0.0000	\$17.6573
57.	Polk	Coastal	Tampa	MTC	Polk	01-31-99									\$0.0000	\$0.0000	\$17.6569
58.	Phillips	Central	Tampa	MTC	Phillips	01-12-99									\$0.0000	\$0.0000	\$17.5352
59.																	
60.																	
61.																	
62.																	
63.																	
64.																	
65.																	
66.																	
67.																	
68.																	
69.																	
70.																	
71.																	
72.																	
73.																	
74.																	
75.																	
76.																	

*No analysis Taken
 FPSC FORM 423-1(a) (2/87)

MONTHLY REPORT OF COST AND QUALITY OF FUEL OIL FOR ELECTRIC PLANTS
 REPORT OF ADJUSTMENTS TO PREVIOUS OIL DELIVERIES

1. Reporting Month: January Year: 1999

2. Reporting Company: Tampa Electric Company

3. Name, Title & Telephone Number of Contact Person Concerning Data
 Submitted on this Form: Jeffrey Chronister, Director Financial Reporting
 (813) - 228 - 1609

4. Signature of Official Submitting Report: 
 Phil L. Bawinger, Assistant Controller

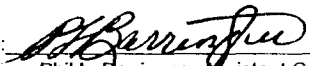
6. Date Completed: March 15, 1999

Line No. (a)	Month Reported (b)	Form Plant Name (c)	Supplier (d)	Original Line Number (e)	Old Volume (Bbls) (f)	Form No. (g)	Column Designator & Title (h)	Old Value (i)	New Value (j)	New Delivered Price (k)	Reason for Revision (l)
1.	March, 1998	Polk	Coastal Fuels	20.	1,223.15	423-1(a)	Column (i), Invoice Amount	25,964.21	26,093.28	\$21.3329	Price revised
2.	April, 1998	Polk	Coastal Fuels	23.	2,074.34	423-1(a)	Column (i), Invoice Amount	43,161.58	43,165.65	\$20.8093	Price revised
3.	April, 1998	Polk	Coastal Fuels	29.	1,209.90	423-1(a)	Column (i), Invoice Amount	25,682.79	26,572.44	\$21.9625	Price revised
4.	April, 1998	Polk	Coastal Fuels	40.	1,589.73	423-1(a)	Column (i), Invoice Amount	33,919.48	34,587.30	\$21.7567	Price revised
5.	September, 1998	Big Bend	Coastal Fuels	41.	1,593.69	423-1(a)	Column (i), Invoice Amount	32,872.99	32,892.99	\$20.6395	Price revised
6.											
7.											
8.											
9.											
10.											
11.											
12.											
13.											
14.											
15.											

MONTHLY REPORT OF COST AND QUALITY OF COAL FOR ELECTRIC PLANTS
ORIGIN, TONNAGE, DELIVERED PRICE AND AS RECEIVED QUALITY

1. Reporting Month: January Year: 1999
 2. Reporting Company: Tampa Electric Company
 3. Plant Name: Electro-Coal Transfer Facility - Big Bend Station (1)

4. Name, Title & Telephone Number of Contact Person Concerning Data
 Submitted on this Form: Jeffrey Chronister, Director Financial Reporting
 (813) - 228 - 1609

5. Signature of Official Submitting Form: 
 Phil L. Barringer, Assistant Controller

6. Date Completed: March 15, 1999

Line No. (a)	Supplier Name (b)	Mine Location (c)	Purchase Type (d)	Transport Mode (e)	Tons (f)	Effective Purchase Price (\$/Ton) (g)	Total Transport Charges (\$/Ton) (h)	Delivered Price Transfer Facility (\$/Ton) (i)	As Received Coal Quality			
									Sulfur Content % (j)	BTU Content (BTU/lb) (k)	Ash Content % (l)	Moisture Content % (m)
1.	Zeigler Coal	10,IL,145,157	LTC	RB	118,699.50			\$44.096	2.99	10,951	9.22	13.54
2.	Peabody Development	10,IL,165	LTC	RB	28,460.50			\$36.750	1.75	12,354	7.13	9.40
3.	Peabody Development	9,KY,225	LTC	RB	103,049.00			\$27.580	2.85	11,539	9.02	11.47
4.	Peabody Development	9,KY,101	LTC	RB	6,436.20			\$28.870	2.45	11,138	8.30	14.08
5.	PT Adaro	55,Indonesia,999	LTC	OB	73,482.00			\$31.350	0.28	9,349	1.08	25.88

(1) As Electro-Coal Transfer Facility is a central storage site for coal prior to its delivery to the power plant, the coal from suppliers noted on this schedule is usually delivered to Big Bend Station but could ultimately be delivered to Gannon Station or Polk Station.


MONTHLY REPORT OF COST AND QUALITY OF COAL FOR ELECTRIC PLANTS
 DETAILED PURCHASED COAL INVOICE INFORMATION

1. Reporting Month: January Year: 1999

2. Reporting Company: Tampa Electric Company

3. Plant Name: Electro-Coal Transfer Facility - Big Bend Station (1)

4. Name, Title & Telephone Number of Contact Person Concerning Data
 Submitted on this Form: Jeffrey Chronister, Director Financial Reporting
 (813) - 228 - 1609

5. Signature of Official Submitting Form: 
 Phil L. Barringer, Assistant Controller

6. Date Completed: March 15, 1999

Line No.	Supplier Name	Mine Location	Purchase Type	Tons	F.O.B. (2) Mine Price (\$/Ton)	Shorthaul & Loading Charges (\$/Ton)	Original Invoice Price (\$/Ton)	Retro-active Price Adjustments (\$/Ton)	Base Price (\$/Ton)	Quality Adjustments (\$/Ton)	Effective Purchase Price (\$/Ton)
(a)	(b)	(c)	(d)	(e)	(f)	(g)	(h)	(i)	(j)	(k)	(l)
1.	Zeigler Coal	10,IL,145,157	LTC	118,699.50	N/A	\$0.00		\$0.000		\$0.000	
2.	Peabody Development	10,IL,165	LTC	28,460.50	N/A	\$0.00		\$0.000		\$0.000	
3.	Peabody Development	9,KY,225	LTC	103,049.00	N/A	\$0.00		\$0.000		\$0.000	
4.	Peabody Development	9,KY,101	LTC	6,436.20	N/A	\$0.00		\$0.000		\$0.000	
5.	PT Adaro	55,Indonesia,999	LTC	73,482.00	N/A	\$0.00		\$0.000		\$0.000	

(1) As Electro-Coal Transfer Facility is a central storage site for coal prior to its delivery to the power plant, the coal from suppliers noted on this schedule is usually delivered to Big Bend Station but could ultimately be delivered to Gannon Station or Polk station.

(2) Tampa Electric purchases coal F.O.B. shipping point or F.O.B. destination.

MONTHLY REPORT OF COST AND QUALITY OF COAL FOR ELECTRIC PLANTS
 DETAIL OF TRANSPORTATION CHARGES

1. Reporting Month: January Year: 1999

2. Reporting Company: Tampa Electric Company

3. Plant Name: Electro-Coal Transfer Facility - Big Bend Station (1)

4. Name, Title & Telephone Number of Contact Person Concerning Data
 Submitted on this Form: Jeffrey Chronister, Director Financial Reporting
 (813) - 228 - 1609

5. Signature of Official Submitting Form:



Phil L. Barringer, Assistant Controller

6. Date Completed: March 15, 1999

Line No. (a)	Supplier Name (b)	Mine Location (c)	Shipping Point (d)	Transport Mode (e)	Tons (f)	Rail Charges				Waterborne Charges				Total Transportation Charges (p)	Delivered Price Transfer Facility (q)
						(2) Effective Purchase Price (\$/Ton) (g)	Add'l Shorthaul & Loading Charges (\$/Ton) (h)	Rail Rate (\$/Ton) (i)	Other Rail Charges (\$/Ton) (j)	River Barge Rate (\$/Ton) (k)	Trans-loading Barge Rate (\$/Ton) (l)	Ocean Barge Rate (\$/Ton) (m)	Other Water Charges (\$/Ton) (n)		
1.	Zeigler Coal	10,IL,145,157	Randolph & Perry Cnty, IL	RB	118,699.50		\$0.000		\$0.000						\$44.096
2.	Peabody Development	10,IL,165	Saline Cnty, IL	RB	28,460.50		\$0.000		\$0.000						\$36.750
3.	Peabody Development	9,KY,225	Union Cnty, Ky	RB	103,049.00		\$0.000		\$0.000						\$27.580
4.	Peabody Development	9,KY,101	Henderson Cnty, Ky	RB	6,436.20		\$0.000		\$0.000						\$28.870
5.	PT Adaro	55,Indonesia,999	Tanjung District,	OB	73,482.00		\$0.000		\$0.000						\$31.350

(1) As Electro-Coal Transfer Facility is a central storage site for coal prior to its delivery to the power plant, the coal from suppliers noted on this schedule is usually delivered to Big Bend Station but could ultimately be delivered to Gannon Station or Polk station.

(2) Tampa Electric purchases coal F.O.B. shipping point or F.O.B. destination.


MONTHLY REPORT OF COST AND QUALITY OF COAL FOR ELECTRIC PLANTS
ORIGIN, TONNAGE, DELIVERED PRICE AND AS RECEIVED QUALITY

1. Reporting Month: January Year: 1999

2. Reporting Company: Tampa Electric Company

3. Plant Name: Electro-Coal Transfer Facility - Gannon Station (1)

4. Name, Title & Telephone Number of Contact Person Concerning Data
Submitted on this Form: Jeffrey Chronister, Director Financial Reporting
(813) - 228 - 1609

5. Signature of Official Submitting Form: 
Phil L. Barringer, Assistant Controller

6. Date Completed: March 15, 1999

Line No. (a)	Supplier Name (b)	Mine Location (c)	Purchase Type (d)	Transport Mode (e)	Tons (f)	Effective Purchase Price (\$/Ton) (g)	Total Transport Charges (\$/Ton) (h)	Delivered Price Transfer Facility (\$/Ton) (i)	As Received Coal Quality			
									Sulfur Content % (j)	BTU Content (BTU/lb) (k)	Ash Content % (l)	Moisture Content % (m)
1.	Sugar Camp	10,IL,059	LTC	RB	61,038.00			\$31.930	2.65	12617	9.06	7.08
2.	Jader Fuel Co	10,IL,165	LTC	RB	38,624.70			\$30.690	3.07	12734	9.77	5.80
3.	Kennecott	19,WY,5	S	R&B	13,916.00			\$21.030	0.34	8740	4.67	28.37
4.	Sugar Camp	10,IL,059	LTC	RB	22,221.50			\$29.460	2.88	12429	10.29	6.87
5.	American Coal	10,IL,165	LTC	RB	93,787.00			\$31.680	0.80	11995	6.46	11.96
6.	Sugar Camp	10,IL,059	S	RB	17,304.00			\$30.240	3.04	12458	9.99	6.93

(1) As Electro-Coal Transfer Facility is a central storage site for coal prior to its delivery to the power plant, the coal from suppliers noted on this schedule is usually delivered to Gannon Station but could ultimately be delivered to Big Bend Station or Polk Station.

(2) James Marine Coal is a spot purchase that is a combination of several different types of coal that vary in origin.

MONTHLY REPORT OF COST AND QUALITY OF COAL FOR ELECTRIC PLANTS
 DETAILED PURCHASED COAL INVOICE INFORMATION

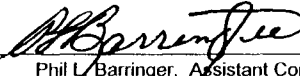
1. Reporting Month: January Year: 1999

2. Reporting Company: Tampa Electric Company

3. Plant Name: Electro-Coal Transfer Facility - Gannon Station (1)

4. Name, Title & Telephone Number of Contact Person Concerning Data
 Submitted on this Form: Jeffrey Chronister, Director Financial Reporting
 (813) - 228 - 1609

5. Signature of Official Submitting Form:


 Phil L. Barringer, Assistant Controller

6. Date Completed: March 15, 1999

Line No. (a)	Supplier Name (b)	Mine Location (c)	Purchase Type (d)	Tons (e)	F.O.B.(2) Mine Price (\$/Ton) (f)	Shorthaul & Loading Charges (\$/Ton) (g)	Original Invoice Price (\$/Ton) (h)	Retro-active Price Adjustments (\$/Ton) (i)	Base Price (\$/Ton) (j)	Quality Adjustments (\$/Ton) (k)	Effective Purchase Price (\$/Ton) (l)
1.	Sugar Camp	10,IL,059	LTC	61,038.00	N/A	\$0.000		\$0.000		\$0.000	
2.	Jader Fuel Co	10,IL,165	LTC	38,624.70	N/A	\$0.000		(\$0.150)		\$0.000	
3.	Kennecott	19,WY,5	S	13,916.00	N/A	\$0.000		\$0.000		\$0.000	
4.	Sugar Camp	10,IL,059	LTC	22,221.50	N/A	\$0.000		\$0.000		\$0.000	
5.	American Coal	10,IL,165	LTC	93,787.00	N/A	\$0.000		\$0.000		\$0.000	
6.	Sugar Camp	10,IL,059	S	17,304.00	N/A	\$0.000		\$0.000		\$0.000	


(1) As Electro-Coal Transfer Facility is a central storage site for coal prior to its delivery to the power plant, the coal from suppliers noted on this schedule is usually delivered to Gannon Station but could ultimately be delivered to Big Bend Station or Polk Station.

(2) Tampa Electric purchases coal F.O.B. shipping point or F.O.B. destination.

MONTHLY REPORT OF COST AND QUALITY OF COAL FOR ELECTRIC PLANTS
 DETAIL OF TRANSPORTATION CHARGES

1. Reporting Month: January Year: 1999
 2. Reporting Company: Tampa Electric Company
 3. Plant Name: Electro-Coal Transfer Facility - Gannon Station (1)

4. Name, Title & Telephone Number of Contact Person Concerning Data
 Submitted on this Form: Jeffrey Chronister, Director Financial Reporting
 (813) - 228 - 1609

5. Signature of Official Submitting Form: 
 Phil L. Barringer, Assistant Controller

6. Date Completed: March 15, 1999

Line No. (a)	Supplier Name (b)	Mine Location (c)	Shipping Point (d)	Transport Mode (e)	Tons (f)	(2) Effective Purchase Price (\$/Ton) (g)	Add'l Shorthaul & Loading Charges (\$/Ton) (h)	Rail Charges		Waterborne Charges					Total Transportation Charges (\$/Ton) (p)	Delivered Price Transfer Facility (\$/Ton) (q)
								Rail Rate (\$/Ton) (i)	Other Rail Charges (\$/Ton) (j)	River Barge Rate (\$/Ton) (k)	Trans-loading Rate (\$/Ton) (l)	Ocean Barge Rate (\$/Ton) (m)	Water Charges (\$/Ton) (n)	Other Related Charges (\$/Ton) (o)		
1.	Sugar Camp	10,IL,059	Gallatin Cnty, IL	RB	61,038.00		\$0.000	\$0.000								\$31.930
2.	Jader Fuel Co	10,IL,165	Saline Cnty, IL	RB	38,624.70		\$0.000	\$0.000								\$30.690
3.	Kennecott	19,WY,5	Campbell Cnty, WY	R&B	13,916.00		\$0.000	\$0.000								\$21.030
4.	Sugar Camp	10,IL,059	Gallatin Cnty, IL	RB	22,221.50		\$0.000	\$0.000								\$29.460
5.	American Coal	10,IL,165	Saline Cnty, IL	RB	93,787.00		\$0.000	\$0.000								\$31.680
6.	Sugar Camp	10,IL,059	Gallatin Cnty, IL	RB	17,304.00		\$0.000	\$0.000								\$30.240

(1) As Electro-Coal Transfer Facility is a central storage site for coal prior to its delivery to the power plant, the coal from suppliers noted on this schedule is usually delivered to Gannon Station but could ultimately be delivered to Big Bend Station or Polk Station.

(2) Tampa Electric purchases coal F.O.B. shipping point or F.O.B. destination.

MONTHLY REPORT OF COST AND QUALITY OF COAL FOR ELECTRIC PLANTS
ORIGIN, TONNAGE, DELIVERED PRICE AND AS RECEIVED QUALITY

1. Reporting Month: January Year: 1999

2. Reporting Company: Tampa Electric Company

3. Plant Name: Electro-Coal Transfer Facility - Polk Station (1)

4. Name, Title & Telephone Number of Contact Person Concerning Data
Submitted on this Form: Jeffrey Chronister, Director Financial Reporting
(813) 228 - 1609

5. Signature of Official Submitting Form: 
Phil J. Barringer, Assistant Controller

6. Date Completed: March 15, 1999

Line No. (a)	Supplier Name (b)	Mine Location (c)	Purchase Type (d)	Transport Mode (e)	Tons (f)	Effective Purchase Price (\$/Ton) (g)	Total Transport Charges (\$/Ton) (h)	Delivered Price Facility (\$/Ton) (i)	As Received Coal Quality			
									Sulfur Content % (j)	BTU Content (BTU/lb) (k)	Ash Content % (l)	Moisture Content % (m)
1.	Consolidation Coal	9,KY,225	S	RB	109,070.07			\$29.939	2.72	11,909	6.25	11.77

(1) As Electro-Coal Transfer Facility is a central storage site for coal prior to its delivery to the power plant, the coal from suppliers noted on this schedule is usually delivered to Polk Station but could ultimately be delivered to Big Bend Station or Gannon Station.

MONTHLY REPORT OF COST AND QUALITY OF COAL FOR ELECTRIC PLANTS
 DETAILED PURCHASED COAL INVOICE INFORMATION


1. Reporting Month: January Year: 1999

2. Reporting Company: Tampa Electric Company

3. Plant Name: Electro-Coal Transfer Facility - Polk Station (1)

4. Name, Title & Telephone Number of Contact Person Concerning Data
 Submitted on this Form: Jeffrey Chronister, Manager Financial Reporting
 (813) - 228 - 1609

5. Signature of Official Submitting Form:


 Phil L. Barringer, Assistant Controller

6. Date Completed: March 15, 1999

No. (a)	Line Supplier Name (b)	Mine Location (c)	Purchase Type (d)	Tons (e)	F.O.B.(2) Mine Price (\$/Ton) (f)	Shorthaul & Loading Charges (\$/Ton) (g)	Original Invoice Price (\$/Ton) (h)	Retro- active Price Adjustments (\$/Ton) (i)	Base Price (\$/Ton) (j)	Quality Adjust- ments (\$/Ton) (k)	Effective Purchase Price (\$/Ton) (l)
1.	Consolidation Coal	9,KY,225	S	109,070.07	N/A	\$0.000		\$0.000		\$0.000	

(1) As Electro-Coal Transfer Facility is a central storage site for coal prior to its delivery to the power plant, the coal from suppliers noted on this schedule is usually delivered to Polk Station but could ultimately be delivered to Big Bend Station or Gannon Station.

MONTHLY REPORT OF COST AND QUALITY OF COAL FOR ELECTRIC PLANTS
 DETAIL OF TRANSPORTATION CHARGES

1. Reporting Month: January Year: 1999

2. Reporting Company: Tampa Electric Company

3. Plant Name: Electro-Coal Transfer Facility - Polk Station (1)

4. Name, Title & Telephone Number of Contact Person Concerning Data
 Submitted on this Form: Jeffrey Chronister, Director Financial Reporting
 (813) 228 - 1609

5. Signature of Official Submitting Form:



Phil L. Barringer, Assistant Controller

6. Date Completed: March 15, 1999

Line No. (a)	Supplier Name (b)	Mine Location (c)	Shipping Point (d)	Transport Mode (e)	Tons (f)	(2) Effective Purchase Price (\$/Ton) (g)	Add'l Shorthaul & Loading Charges (\$/Ton) (h)	Rail Charges		Waterborne Charges					Total Transportation Charges (\$/Ton) (p)	Delivered Price Transfer Facility (\$/Ton) (q)
								Rail Rate (\$/Ton) (i)	Other Rail Charges (\$/Ton) (j)	River Barge Rate (\$/Ton) (k)	Trans-loading Rate (\$/Ton) (l)	Ocean Barge Rate (\$/Ton) (m)	Other Water Charges (\$/Ton) (n)	Other Related Charges (\$/Ton) (o)		
1.	Consolidation Coal	9,KY,225	Union Cnty, KY	RB	109,070.07		\$0.000	\$0.000								\$29.939

(1) As Electro-Coal Transfer Facility is a central storage site for coal prior to its delivery to the power plant, the coal from suppliers noted on this schedule is usually delivered to Polk Station but could ultimately be delivered to Big Bend Station or Gannon Station.

MONTHLY REPORT OF COST AND QUALITY OF COAL FOR ELECTRIC PLANTS
 ORIGIN, TONNAGE, DELIVERED PRICE AND AS RECEIVED QUALITY

1. Reporting Month: January Year: 1999

2. Reporting Company: Tampa Electric Company

3. Plant Name: Big Bend Station

4. Name, Title & Telephone Number of Contact Person Concerning Data
 Submitted on this Form: Jeffrey Chronister, Director Financial Reporting
 (813) - 228 - 1609

5. Signature of Official Submitting Form: 
 Phil L. Barringer, Assistant Controller

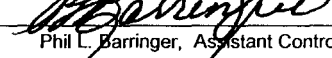
6. Date Completed: March 15, 1999

Line No. (a)	Supplier Name (b)	Mine Location (c)	Purchase Type (d)	Transport Mode (e)	Tons (f)	Effective Purchase Price (\$/Ton) (g)	Total Transport Charges (\$/Ton) (h)	FOB Plant Price (\$/Ton) (i)	As Received Coal Quality			
									Sulfur Content % (j)	BTU Content (BTU/lb) (k)	Ash Content % (l)	Moisture Content % (m)
1.	Transfer Facility	N/A	N/A	OB	250,800.00			\$43.654	2.56	11,536	9.28	13.14

MONTHLY REPORT OF COST AND QUALITY OF COAL FOR ELECTRIC PLANTS
 DETAILED PURCHASED COAL INVOICE INFORMATION

- 1. Reporting Month: January Year: 1999
- 2. Reporting Company: Tampa Electric Company
- 3. Plant Name: Big Bend Station

4. Name, Title & Telephone Number of Contact Person Concerning Data
 Submitted on this Form: Jeffrey Chronister, Director Financial Reporting
 (813) - 228 - 1609

5. Signature of Official Submitting Form: 
 Phil L. Barringer, Assistant Controller

6. Date Completed: March 15, 1999

Line No. (a)	Supplier Name (b)	Mine Location (c)	Purchase Type (d)	Tons (e)	F.O.B. Mine Price (\$/Ton) (f)	Shorthaul & Loading Charges (\$/Ton) (g)	Original Invoice Price (\$/Ton) (h)	Retro-active Price Adjustments (\$/Ton) (i)	Base Price (\$/Ton) (j)	Quality Adjustments (\$/Ton) (k)	Effective Purchase Price (\$/Ton) (l)
1.	Transfer Facility	N/A	N/A	250,800.00	N/A	\$0.000		\$0.000		\$0.000	

MONTHLY REPORT OF COST AND QUALITY OF COAL FOR ELECTRIC PLANTS
 DETAIL OF TRANSPORTATION CHARGES

1. Reporting Month: January Year: 1999

2. Reporting Company: Tampa Electric Company

3. Plant Name: Big Bend Station

4. Name, Title & Telephone Number of Contact Person Concerning Data
 Submitted on this Form: Jeffrey Chronister, Director Financial Reporting
 (813) - 228 - 1609

5. Signature of Official Submitting Form:



Phil L. Barringer, Assistant Controller

6. Date Completed: March 15, 1999

Line No. (a)	Supplier Name (b)	Mine Location (c)	Shipping Point (d)	Transport Mode (e)	Tons (f)	Effective Purchase Price (\$/Ton) (g)	Rail Charges			Waterborne Charges				Total Transportation Charges (\$/Ton) (p)	FOB Plant Price (\$/Ton) (q)
							Add'l Shorthaul & Loading Charges (\$/Ton) (h)	Rail Rate (\$/Ton) (i)	Other Rail Charges (\$/Ton) (j)	River Barge Rate (\$/Ton) (k)	Trans-loading Rate (\$/Ton) (l)	Ocean Barge Rate (\$/Ton) (m)	Other Water Charges (\$/Ton) (n)		
1.	Transfer Facility	N/A	Davant, La.	OB	250,800.00		\$0.000		\$0.000						\$43.654


MONTHLY REPORT OF COST AND QUALITY OF COAL FOR ELECTRIC PLANTS
ORIGIN, TONNAGE, DELIVERED PRICE AND AS RECEIVED QUALITY

1. Reporting Month: January Year: 1999

2. Reporting Company: Tampa Electric Company

3. Plant Name: Gannon Station

4. Name, Title & Telephone Number of Contact Person Concerning Data
Submitted on this Form: Jeffrey Chronister, Director Financial Reporting
(813) - 228 - 1609

5. Signature of Official Submitting Form: 
Phil L. Barringer, Assistant Controller

6. Date Completed: March 15, 1999

Line No. (a)	Supplier Name (b)	Mine Location (c)	Purchase Type (d)	Transport Mode (e)	Tons (f)	Effective Purchase Price (\$/Ton) (g)	Total Transport Charges (\$/Ton) (h)	FOB Plant Price (\$/Ton) (i)	As Received Coal Quality			
									Sulfur Content % (j)	BTU Content (BTU/lb) (k)	Ash Content % (l)	Moisture Content % (m)
1.	Transfer Facility	N/A	N/A	OB	118,107.00			\$39.611	1.03	10,674	6.78	18.67
2.	Gatliff Coal	8,KY,195	LTC	UR	36,938.00			\$63.596	1.32	12,851	8.22	6.22
3.	Gatliff Coal	8,KY,235	LTC	UR	10,141.00			\$63.720	0.98	12,441	5.93	11.17

MONTHLY REPORT OF COST AND QUALITY OF COAL FOR ELECTRIC PLANTS
 DETAILED PURCHASED COAL INVOICE INFORMATION

1. Reporting Month: January Year: 1999

2. Reporting Company: Tampa Electric Company

3. Plant Name: Gannon Station

4. Name, Title & Telephone Number of Contact Person Concerning Data
 Submitted on this Form: Jeffrey Chronister, Director Financial Reporting
 (813) - 228 - 1609

5. Signature of Official Submitting Form:


 Phil L. Barringer, Assistant Controller

6. Date Completed: March 15, 1999

Line No. (a)	Supplier Name (b)	Mine Location (c)	Purchase Type (d)	Tons (e)	F.O.B. Mine Price (\$/Ton) (f)	Shorthaul & Loading Charges (\$/Ton) (g)	Original Invoice Price (\$/Ton) (h)	Retro-active Price Adjustments (\$/Ton) (i)	Base Price (\$/Ton) (j)	Quality Adjustments (\$/Ton) (k)	Effective Purchase Price (\$/Ton) (l)
1.	Transfer Facility	N/A	N/A	118,107.00	N/A	\$0.000		\$0.000		\$0.000	
2.	Gatliff Coal	8,KY,195	LTC	36,938.00	N/A	\$0.000		\$0.000		\$0.000	
3.	Gatliff Coal	8,KY,235	LTC	10,141.00	N/A	\$0.000		\$0.000		\$0.000	

MONTHLY REPORT OF COST AND QUALITY OF COAL FOR ELECTRIC PLANTS
 DETAIL OF TRANSPORTATION CHARGES

1. Reporting Month: January Year: 1999

2. Reporting Company: Tampa Electric Company

3. Plant Name: Gannon Station

4. Name, Title & Telephone Number of Contact Person Concerning Data
 Submitted on this Form: Jeffrey Chronister, Director Financial Reporting
 (813) - 228 - 1609

5. Signature of Official Submitting Form:


 Phil L. Barringer, Assistant Controller

6. Date Completed: March 15, 1999

Line No. (a)	Supplier Name (b)	Mine Location (c)	Shipping Point (d)	Transport Mode (e)	Tons (f)	Rail Charges				Waterborne Charges				Total Transportation Charges (p)	FOB Plant Price (q)
						Effective Purchase Price (\$/Ton) (g)	Add'l Shorthaul & Loading Charges (\$/Ton) (h)	Rail Rate (\$/Ton) (i)	Other Rail Charges (\$/Ton) (j)	River Barge Rate (\$/Ton) (k)	Trans-loading Rate (\$/Ton) (l)	Ocean Barge Rate (\$/Ton) (m)	Other Water Charges (\$/Ton) (n)		
1.	Transfer Facility	N/A	Davant, La.	OB	118,107.00		\$0.000		\$0.000						\$39.611
2.	Gatliff Coal	8,KY,195	Pike Cnty, KY	UR	36,938.00		\$0.000		\$0.000						\$63.596
3.	Gatliff Coal	8,KY,235	Whitley Cnty, KY	UR	10,141.00		\$0.000		\$0.000						\$63.720

MONTHLY REPORT OF COST AND QUALITY OF COAL FOR ELECTRIC PLANTS
ORIGIN, TONNAGE, DELIVERED PRICE AND AS RECEIVED QUALITY

1. Reporting Month: January Year: 1999

2. Reporting Company: Tampa Electric Company

3. Plant Name: Polk Station

4. Name, Title & Telephone Number of Contact Person Concerning Data
Submitted on this Form: Jeffrey Chronister, Director Financial Reporting
(813) 228 - 1609

5. Signature of Official Submitting Form: 
Phil L. Barringer, Assistant Controller

6. Date Completed: March 15, 1999

Line No. (a)	Supplier Name (b)	Mine Location (c)	Purchase Type (d)	Transport Mode (e)	Tons (f)	Effective Purchase Price (\$/Ton) (g)	Total Transport Charges (\$/Ton) (h)	FOB Plant Price (\$/Ton) (i)	As Received Coal Quality			
									Sulfur Content % (j)	BTU Content (BTU/lb) (k)	Ash Content % (l)	Moisture Content % (m)
1.	Transfer facility	N/A	N/A	OB	59,123.00			43.282	2.60	11,679	5.94	12.57

MONTHLY REPORT OF COST AND QUALITY OF COAL FOR ELECTRIC PLANTS
 DETAILED PURCHASED COAL INVOICE INFORMATION

1. Reporting Month: January Year: 1999

2. Reporting Company: Tampa Electric Company

3. Plant Name: Polk Station

4. Name, Title & Telephone Number of Contact Person Concerning Data
 Submitted on this Form: Jeffrey Chronister, Director Financial Reporting
 (813) 228 - 1609

5. Signature of Official Submitting Form: 
 Phil L. Barringer, Assistant Controller

6. Date Completed: March 15, 1999

Line No. (a)	Supplier Name (b)	Mine Location (c)	Purchase Type (d)	Tons (e)	F.O.B. Mine Price (\$/Ton) (f)	Shorthaul & Loading Charges (\$/Ton) (g)	Original Invoice Price (\$/Ton) (h)	Retro-active Price Adjustments (\$/Ton) (i)	Base Price (\$/Ton) (j)	Quality Adjustments (\$/Ton) (k)	Effective Purchase Price (\$/Ton) (l)
1.	Transfer facility	N/A	N/A	59,123.00	N/A	0.000		0.000		0.000	

MONTHLY REPORT OF COST AND QUALITY OF COAL FOR ELECTRIC PLANTS
 DETAIL OF TRANSPORTATION CHARGES


1. Reporting Month: January Year: 1999

2. Reporting Company: Tampa Electric Company

3. Plant Name: Polk Station

4. Name, Title & Telephone Number of Contact Person Concerning Data
 Submitted on this Form: Jeffrey Chronister, Director Financial Reporting
 (813) 228 - 1609

5. Signature of Official Submitting Form:


 Phil J. Barringer, Assistant Controller

6. Date Completed: March 15, 1999


Line No. (a)	Supplier Name (b)	Mine Location (c)	Shipping Point (d)	Transport Mode (e)	Tons (f)	Effective Purchase Price (\$/Ton) (g)	Rail Charges				Waterborne Charges				Total Transportation Charges (\$/Ton) (p)	FOB Plant Price (\$/Ton) (q)
							Add'l Shorthaul & Loading Charges (\$/Ton) (h)	Rail Rate (\$/Ton) (i)	Other Rail Charges (\$/Ton) (j)	River Barge Rate (\$/Ton) (k)	Trans-loading Rate (\$/Ton) (l)	Ocean Barge Rate (\$/Ton) (m)	Other Water Charges (\$/Ton) (n)	Other Related Charges (\$/Ton) (o)		
1.	Transfer facility	N/A	Davant, La.	OB	59,123.00		\$0.000		\$0.000							\$43.282

MONTHLY REPORT OF COST AND QUALITY OF COAL FOR ELECTRIC PLANTS
REPORT OF ADJUSTMENTS TO PREVIOUS COAL DELIVERED

1. Reporting Month: January Year: 1999

2. Reporting Company: Tampa Electric Company

3. Name, Title & Telephone Number of Contact Person Concerning Data
Submitted on this Form: Jeffrey Chronister, Director Financial Reporting
(813) 228 - 1609

4. Signature of Official Submitting Form: 
Phil L. Banninger, Assistant Controller

5. Date Completed: March 15, 1999

Line No. (a)	Month Reported (b)	Form Plant Name (c)	Intended Generating Plant (d)	Supplier (e)	Original Line Number (f)	Old Volume Tons (g)	Form No. (h)	Column Designator & Title (i)	Old Value (j)	New Value (k)	Delivered Price Transfer Facility (\$/Ton) (l)	Reason for Revision (m)
1.	July 1998	Polk	Polk	Transfer Facility	1.	60,460.00	423-2(b)	Col. (p), Total Transportation charges			\$44.245	Transportation Cost Adj.
2.	August 1998	Polk	Polk	Transfer Facility	1.	44,748.00	423-2(b)	Col. (p), Total Transportation charges			\$43.183	Transportation Cost Adj.
3.	September 1998	Polk	Polk	Transfer Facility	1.	56,812.00	423-2(b)	Col. (p), Total Transportation charges			\$41.372	Transportation Cost Adj.
4.	October 1998	Polk	Polk	Transfer Facility	1.	57,500.00	423-2(b)	Col. (p), Total Transportation charges			\$42.835	Transportation Cost Adj.
5.	November 1998	Polk	Polk	Transfer Facility	1.	42,488.00	423-2(b)	Col. (p), Total Transportation charges			\$43.815	Transportation Cost Adj.
6.	December 1998	Polk	Polk	Transfer Facility	1.	65,453.00	423-2(b)	Col. (p), Total Transportation charges			\$39.912	Transportation Cost Adj.
7.	July 1998	Transfer Facility	Big Bend	PT Adaro	6.	74,968.00	423-2(a)	Col. (l), Retro-Price Adjustments	\$0.000	\$0.030	\$27.762	Price Adjustment
8.	August 1998	Transfer Facility	Big Bend	PT Adaro	5.	76,077.00	423-2(a)	Col. (l), Retro-Price Adjustments	\$0.000	\$0.491	\$31.841	Price Adjustment
9.	August 1998	Transfer Facility	Big Bend	PT Adaro	5.	76,077.00	423-2(a)	Col. (k), Quality Adjustments	\$0.000	(\$1.750)	\$30.091	Quality Adjustment
10.	November 1998	Transfer Facility	Big Bend	PT Adaro	5.	73,427.00	423-2(a)	Col. (l), Retro-Price Adjustments	\$0.539	(\$0.059)	\$31.291	Price Adjustment
11.	December 1998	Transfer Facility	Big Bend	PT Adaro	5.	75,200.00	423-2(a)	Col. (l), Retro-Price Adjustments	\$0.000	(\$0.039)	\$28.121	Price Adjustment
12.	December 1998	Transfer Facility	Big Bend	PT Adaro	5.	75,200.00	423-2(a)	Col. (k), Quality Adjustments	\$0.000	(\$0.068)	\$28.053	Quality Adjustment
13.	October 1998	Gannon	Gannon	Gatliff Coal	2.	53,482.00	423-2(a)	Col. (k), Quality Adjustments	\$0.000	\$1.116	\$63.620	Quality Adjustment
14.	November 1998	Gannon	Gannon	Gatliff Coal	2.	33,864.00	423-2(a)	Col. (k), Quality Adjustments	\$0.000	\$1.116	\$63.647	Quality Adjustment
15.	December 1998	Gannon	Gannon	Gatliff Coal	2.	25,484.00	423-2(a)	Col. (k), Quality Adjustments	\$0.000	\$1.116	\$63.619	Quality Adjustment
16.	December 1998	Gannon	Gannon	Gatliff Coal	3.	8,279.00	423-2(a)	Col. (k), Quality Adjustments	\$0.000	\$1.116	\$63.706	Quality Adjustment
17.	June 1997	Transfer Facility	Polk	Consolidation	1.	12,318.46	423-2(a)	Col. (k), Quality Adjustments	\$0.000	(\$0.310)	\$34.290	Quality Adjustment