



R. Wade Litchfield
 Senior Attorney
 Florida Authorized House Counsel
 Florida Power & Light Company
 700 Universe Boulevard
 Juno Beach, FL 33408-0420
 (561) 691-7135 (Facsimile)

Writer's Direct Dial:
 (561) 691-7101

ORIGINAL

April 21, 2000

VIA HAND DELIVERY

Blanca S. Bayó, Director
 Division of Records and Reporting
 Florida Public Service Commission
 Betty Easley Conference Center
 Room 110
 2540 Shumard Oak Boulevard
 Tallahassee, Florida 32399-0850

Re: Docket No. 990001-EI; Monthly Fuel Filings

Dear Ms. Bayó:

Enclosed herewith for filing is the original and five (5) copies of the following monthly fuel reports for FPL:

- (a) FPSC Forms 423-1, 423-1(a) and 423-1(b) for the month of February 2000;
- (b) FPSC Forms 423-2, 423-2(a), and 423-2(b) for Plant Scherer for the month of January 2000; and
- (c) FPSC Forms 423-2, 423-2(a), and 423-2(b) for St. Johns River Power Park for the month of February 2000.

FPL's Request for Confidential Classification of the information removed from Form 423-1(a) is being filed under separate cover.

Should you have any questions regarding this filing, please contact me at (561) 691-7101.

Handover
 AFA _____
 APP _____
 CAF _____
 ML _____
 STB _____
 AG _____
 IG _____
 AS 3
 PC _____
 RR _____
 EC _____
 AW _____
 CH _____

DOCUMENT NUMBER-DATE

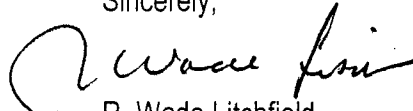
05003 APR 24 8

FPSC-RECORDS/REPORTING

Blanca S. Bayó, Director
Division of Records and Reporting
Florida Public Service Commission
April 21, 2000
Page 2

Thanking you for your attention to this matter, I remain,

Sincerely,



R. Wade Litchfield

RWL/jsb
Enclosures

cc: Service List

FPSC FORM NO. 423-1

MONTHLY REPORT OF COST AND QUALITY OF FUEL OIL FOR ELECTRIC PLANTS
ORIGIN, VOLUME, DELIVERED PRICE AND AS RECEIVED QUANTITY

1. REPORTING MONTH: FEB YEAR: 2000

2. REPORTING COMPANY: FLORIDA POWER & LIGHT COMPANY

3. NAME, TITLE TELEPHONE NUMBER OF CONTACT PERSON CONCERNING DATA
SUBMITTED ON THIS FORM: RITA MCLELLAN, REGULATORY AFFAIRS (305) 552-40694. SIGNATURE OF OFFICIAL SUBMITTING REPORT: 

5. DATE COMPLETED: 04/14/2000

LINE NO	PLANT	SUPPLIER	SHIPPING POINT	PURCHASE TYPE	DELIVERY LOCATION	DELIVERY DATE	TYPE OIL	SULFUR (%)	BTU CONTENT (BTU / GAL)	VOLUME (BBLs)	PRICE (\$/BBL)
1	PT. EVERGLADES	COASTAL	HOUSTON	MTC	PORT EVERGLADES	02/26/2000	F06	0.98	154452	272254	21.9050
2	PT. EVERGLADES	FAMM	IMTT ST ROSE	MTC	PORT EVERGLADES	02/01/2000	F06	0.95	152952	110794	21.8910
3	TURKEY POINT	FAMM	IMTT ST ROSE	MTC	FISHER ISLAND	02/09/2000	F06	0.90	153167	111930	22.0890
4	TURKEY POINT	NOVARCO	NEW ORLEANS	S	FISHER ISLAND	02/19/2000	F06	1.00	152333	118577	21.7950
5	MANATEE	COASAL	NA-TRUCK DELIVERY	STC		02/14/2000	FO2	N/A	N/A	178	*
6	MANATEE	COASTAL	NA-TRUCK DELIVERY	STC		02/22/2000	FO2	N/A	N/A	178	*
7	MANATEE	COASTAL	NA-TRUCK DELIVERY	STC		02/22/2000	FO2	N/A	N/A	179	*
8	MANATEE	COASTAL	NA-TRUCK DELIVERY	STC		02/12/2000	FO2	N/A	N/A	190	*
9	MANATEE	COASTAL	NA-TRUCK DELIVERY	STC		02/12/2000	FO2	N/A	N/A	190	*
10	MANATEE	COASTAL	NA-TRUCK DELIVERY	STC		02/14/2000	FO2	N/A	N/A	178	*
11	PT. EVERGLADES	AMERIGAS	NA-TRUCK DELIVERY	STC		02/11/2000	PRO	N/A	N/A	10	48.6780
12	PT. EVERGLADES	AMERIGAS	NA-TRUCK DELIVERY	STC		02/24/2000	PRO	N/A	N/A	7	83.8740
13	RIVIERA	AMERIGAS	NA-TRUCK DELIVERY	STC		02/03/2000	PRO	N/A	N/A	8	83.8740
14	TURKEY POINT	AMERIGAS	NA-TRUCK DELIVERY	STC		02/11/2000	PRO	N/A	N/A	7	48.8040
15	MARTIN	INDIANTOWN	NA-TRUCK DELIVERY	STC		02/13/2000	PRO	N/A	N/A	12	46.2420
16	MANATEE	SUBURBAN	NA-TRUCK DELIVERY	STC		02/04/2000	PRO	N/A	N/A	16	42.0420
17	MANATEE	SUBURBAN	NA-TRUCK DELIVERY	STC		02/18/2000	PRO	N/A	N/A	6	50.5630
18	CAPE CANAVERAL	SUBURBAN	NA-TRUCK DELIVERY	STC		02/11/2000	PRO	N/A	N/A	7	50.4420
19	MANATEE	SUBURBAN	NA-TRUCK DELIVERY	STC		02/25/2000	PRO	N/A	N/A	5	40.5720
20	SANFORD	SUBURBAN	NA-TRUCK DELIVERY	STC		02/11/2000	PRO	N/A	N/A	8	40.6980
21	MANATEE	SUBURBAN	NA-TRUCK DELIVERY	STC		02/11/2000	PRO	N/A	N/A	6	40.7820

EDITED COPY

Page 1 of 1

MONTHLY REPORT OF COST AND QUALITY OF FUEL OIL FOR ELECTRIC PLANTS DETAIL OF INVOICE AND TRANSPORTATION CHARGES

FPSC FORM NO. 423-1 (a)

1. REPORTING MONTH: FEB YEAR: 2000

2. REPORTING COMPANY: FLORIDA POWER LIGHT COMPANY

3. NAME, TITLE TELEPHONE NUMBER OF CONTACT PERSON CONCERNING DATA
SUBMITTED ON THIS FORM: RITA MCLELLAN, REGULATORY AFFAIRS, (305) 552-1069

4. SIGNATURE OF OFFICIAL SUBMITTING REPORT: 

5. DATE COMPLETED: 04/14/2000

(A)	(B)	(C)	(D)	(E)	(F)	(G)	(H)	(I)	(J)	(K)	(L)	(M)	(N)	(O)	(P)	(Q)	(R)
LINE NO.	PLANT	SUPPLIER	DELIVERY LOCATION	DELIVERY DATE	TYPE OIL	VOLUME (BBL)	INVOICE PRICE (\$/BBL)	INVOICE AMOUNT (\$)	DISCOUNT (\$)	NET AMOUNT (\$)	NET PRICE (\$/BBL)	QUALITY ADJUST. (\$/BBL)	EFFECTIVE PUR PRICE (\$/BBL)	TRANSP TO TERM (\$/BBL)	ADDITIONAL TRANS CHGS (\$/BBL)	OTHER CHGS (\$/BBL)	DELIVERED PRICE (\$/BBL)
1	PT. EVERGLADES	COASTAL	PORT EVERGLADES	02/26/200	F06	272254											22.1492
2	PT. EVERGLADES	FAMM	PORT EVERGLADES	02/01/200	F06	110794											22.1352
3	TURKEY POINT	FAMM	FISHER ISLAND	02/09/200	F06	111930											22.8719
4	TURKEY POINT	NOVARCO	FISHER ISLAND	02/19/200	F06	118577											22.5779
5	MANATEE	COASAL		02/14/200	FO2	178											38.1780
6	MANATEE	COASTAL		02/22/200	FO2	178											33.3480
7	MANATEE	COASTAL		02/22/200	FO2	179											33.3480
8	MANATEE	COASTAL		02/12/200	FO2	190											38.1800
9	MANATEE	COASTAL		02/12/200	FO2	190											38.1800
10	MANATEE	COASTAL		02/14/200	FO2	178											38.1780
11	PT. EVERGLADES	AMERIGAS		02/11/200	PRO	10	48.6780	487	0	487	48.6780	0.0000	48.6780	0.0000	0.0000	0.0000	48.6780
12	PT. EVERGLADES	AMERIGAS		02/24/200	PRO	7	83.8740	587	0	587	83.8740	0.0000	83.8740	0.0000	0.0000	0.0000	83.8740
13	RIVIERA	AMERIGAS		02/03/200	PRO	8	83.8740	671	0	671	83.8740	0.0000	83.8740	0.0000	0.0000	0.0000	83.8740
14	TURKEY POINT	AMERIGAS		02/11/200	PRO	7	48.8040	342	0	342	48.8040	0.0000	48.8040	0.0000	0.0000	0.0000	48.8040
15	MARTIN	INDIANTOWN		02/13/200	PRO	12	46.2420	555	0	555	46.2420	0.0000	46.2420	0.0000	0.0000	0.0000	46.2420
16	MANATEE	SUBURBAN		02/04/200	PRO	16	42.0420	673	0	673	42.0420	0.0000	42.0420	0.0000	0.0000	0.0000	42.0420
17	MANATEE	SUBURBAN		02/18/200	PRO	6	50.5630	303	0	303	50.5630	0.0000	50.5630	0.0000	0.0000	0.0000	50.5630
18	CAPE CANAVERAL	SUBURBAN		02/11/200	PRO	7	50.4420	353	0	353	50.4420	0.0000	50.4420	0.0000	0.0000	0.0000	50.4420
19	MANATEE	SUBURBAN		02/25/200	PRO	5	40.5720	203	0	203	40.5720	0.0000	40.5720	0.0000	0.0000	0.0000	40.5720
20	SANFORD	SUBURBAN		02/11/200	PRO	8	40.6980	326	0	326	40.6980	0.0000	40.6980	0.0000	0.0000	0.0000	40.6980
21	MANATEE	SUBURBAN		02/11/200	PRO	6	40.7820	245	0	245	40.7820	0.0000	40.7820	0.0000	0.0000	0.0000	40.7820

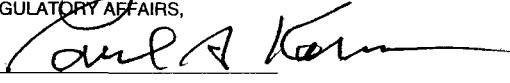
FPSC FORM NO. 423-1(b)

MONTHLY REPORT OF COST AND QUALITY OF FUEL OIL FOR ELECTRIC PLANTS
REPORT OF ADJUSTMENTS TO PREVIOUS OIL DELIVERIES

1. REPORTING MONTH: FEBRUARY YEAR: 2000

3. NAME, TITLE, & TELEPHONE NUMBER OF CONTACT PERSON CONCERNING DATA
SUBMITTED ON THIS FORM: RITA McLELLAN, REGULATORY AFFAIRS,

2. REPORTING COMPANY: FLORIDA POWER & LIGHT COMPANY

4. SIGNATURE OF OFFICIAL SUBMITTING REPORT: 

5. DATE COMPLETED: 04/14//2000

LINE NO.	MONTH REPORTED	FORM PLANT NAME	SUPPLIER	ORIGINAL LINE NUMBER	OLD VOLUME (BBLs)	FORM NO.	COLUMN DESIGNATOR & TITLE	OLD VALUE	NEW VALUE	NEW DELIVERED PRICE (\$/BBL)	REASON FOR REVISION
(A)	(B)	(C)	(D)	(E)	(F)	(G)	(H)	(I)	(J)	(K)	(L)
1	NONE										

**MONTHLY REPORT OF COST AND QUALITY OF COAL FOR ELECTRIC PLANTS
ORIGIN, TONNAGE, DELIVERED PRICE, AND AS RECEIVED QUALITY**

1. Reporting Month: **January** Year: **2000**
 2. Reporting Company: **FLORIDA POWER & LIGHT COMPANY**
 3. Plant Name: **R.W.SCHERER**

4. Name, Title & Telephone Number of Contact Person Concerning Data
 Submitted on this Form: Michael J. Frank, Principal Accountant
 (912) 994-0022, ext. 3904.

5. Signature of Official Submitting Report:



6. Date Completed: **20-Mar-00**

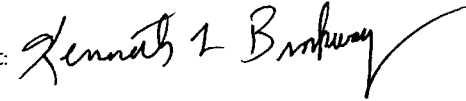
Line No.	Supplier Name	Mine Location	Purchase Type	Transport Mode	Tons	Purchase Price (\$/Ton)	Effective Transport Charges (\$/Ton)	Total FOB Plant Price (\$/Ton)	Sulfur Content (%)	Btu Content (Btu/lb)	Ash Content (%)	Moisture Content (%)
(a)	(b)	(c)	(d)	(e)	(f)	(g)	(h)	(i)	(j)	(k)	(l)	(m)
(1)	BLUEGRASS DEV.	08/WV/059	MTC	UR	21,754.24	45.462	12.48	57.942	0.60	12,111	12.07	6.51
(2)	KENNECOTT	19/WY/005	S	UR	16,087.05	4.509	21.34	25.849	0.25	8,833	5.61	26.06
(3)	KENNECOTT	19/WY/005	S	UR	77,669.28	4.682	21.34	26.022	0.24	8,834	5.32	26.34
(4)	JACOBS RANCH	19/WY/005	S	UR	35,421.73	4.027	21.34	25.367	0.42	8,697	5.50	27.89
(5)	JACOBS RANCH	19/WY/005	S	UR	50,498.56	4.199	21.34	25.539	0.36	8,730	5.25	27.84

**MONTHLY REPORT OF COST AND QUALITY OF COAL FOR ELECTRIC PLANTS
DETAILED PURCHASED COAL INVOICE INFORMATION**

1. Reporting Month: **January** Year: **2000**
 2. Reporting Company: **FLORIDA POWER & LIGHT COMPANY**
 3. Plant Name: **R.W.SCHERER**

4. Name, Title & Telephone Number of Contact Person Concerning Data Submitted on this Form: Michael J. Frank, Principal Accountant (912) 994-0022, ext. 3904.

5. Signature of Official Submitting Report:



6. Date Completed: 20-Mar-00

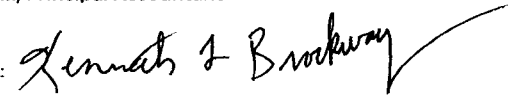
Line No.	Supplier Name	Mine Location	Purch. Type	Tons	FOB Mine Price (\$/Ton)	Shorthaul & Loading Charges (\$/Ton)	Original Invoice Price (\$/Ton)	Retroactive Price Increase (\$/Ton)	Base Price (\$/Ton)	Quality Adjustments (\$/Ton)	Effective Purchase Price (\$/Ton)
(a)	(b)	(c)	(d)	(e)	(f)	(g)	(h)	(i)	(j)	(k)	(l)
(1)	BLUEGRASS DEV.	08/WV/059	MTC	21,754.24	44.961	-	44.961	-	44.961	0.501	45.462
(2)	KENNECOTT ENERGY	19/WY/005	S	16,087.05	4.494	-	4.494	-	4.494	0.015	4.509
(3)	KENNECOTT ENERGY	19/WY/005	S	77,669.28	4.665	-	4.665	-	4.665	0.017	4.682
(4)	JACOBS RANCH	19/WY/005	S	35,421.73	4.028	-	4.028	-	4.028	(0.001)	4.027
(5)	JACOBS RANCH	19/WY/005	S	50,498.56	4.187	-	4.187	-	4.187	0.012	4.199

**MONTHLY REPORT OF COST AND QUALITY OF COAL FOR ELECTRIC PLANTS
DETAILED TRANSPORTATION INVOICE INFORMATION**

1. Reporting Month: **January** Year: **2000**
 2. Reporting Company: **FLORIDA POWER & LIGHT COMPANY**
 3. Plant Name: **R.W.SCHERER**

4. Name, Title & Telephone Number of Contact Person Concerning Data Submitted on this Form: Michael J. Frank, Principal Accountant (912) 994-0022, ext. 3904.

5. Signature of Official Submitting Report:



6. Date Completed: 20-Mar-00


Line No.	Supplier Name	Mine Location	Shipping Point	Transport Mode	Tons	Effective Purchase Price (\$/Ton)	Additional Shorthaul & Loading Charges (\$/Ton)	Rail Charges		Waterborne Charges				Other Related Charges (\$/Ton)	Total Transportation Charges (\$/Ton)	FOB Plant Price (\$/Ton)
								Rail Rate (\$/Ton)	Other Rail Charges (\$/Ton)	River Barge Rate (\$/Ton)	Trans-loading Rate (\$/Ton)	Ocean Barge Rate (\$/Ton)	Other Water Charges (\$/Ton)			
(a)	(b)	(c)	(d)	(e)	(f)	(g)	(h)	(i)	(j)	(k)	(l)	(m)	(n)	(o)	(p)	(q)
(1)	BLUEGRASS DEV.	08/WV/059	MARROWBONE, WV.	UR	21,754.24	45.462	-	12.48	-	-	-	-	-	-	12.48	57.942
(2)	KENNECOTT	19/WY/005	CONVERSE JCTN WY	UR	16,087.05	4.509	-	21.34	-	-	-	-	-	-	21.34	25.849
(3)	KENNECOTT	19/WY/005	CONVERSE JCTN WY	UR	77,669.28	4.682	-	21.34	-	-	-	-	-	-	21.34	26.022
(4)	JACOBS RANCH	19/WY/005	JACOBS JCTN, WY.	UR	35,421.73	4.027	-	21.34	-	-	-	-	-	-	21.34	25.367
(5)	JACOBS RANCH	19/WY/005	JACOBS JCTN, WY.	UR	50,498.56	4.199	-	21.34	-	-	-	-	-	-	21.34	25.539

**MONTHLY REPORT OF COST AND QUALITY OF COAL FOR ELECTRIC PLANTS
ORIGIN, TONNAGE, DELIVERED PRICE AND AS RECEIVED QUALITY**

1. Report For Month/Yr: **February 2000**

4. Name, Title & Telephone Number of Contact
Person Concerning Data Submitted on this Form: **Rita McLellan (305) 552-4069**

2. Reporting Company: **Florida Power & Light**

5. Signature of Official Submitting Report: 

3. Plant Name: **St. Johns River Power Park (SJRPP)**

6. Date Completed: **March 8, 2000**

Line No.	Supplier Name	Mine Location	Purchase Type	Transportation Mode	Tons	Effective Purchase Price (\$/Ton)	Total Trans Cost (\$/Ton)	FOB Plant Price (\$/Ton)	As Received Coal Quality			
									Sulfur Content (%)	Btu Content (Btu/lb)	Ash Content (%)	Moisture Content (%)
(a)	(b)	(c)	(d)	(e)	(f)	(g)	(h)	(i)	(j)	(k)	(l)	(m)
1	James River Coal Sales, Inc.	08,KY,095	LTC	UR	20,172	28.24	16.76	45.00	1.36	12,784	8.80	5.80
2	Intercor	45,IM,999	LTC	OC	11,328	35.05	0.00	35.05	0.62	11,789	7.40	11.10
3	Consolidation Coal Company	08,KY,133	S	UR	5,936	23.35	17.64	40.99	1.24	13,058	7.30	6.20
4	Arch Coal Sales	08,WV,039	LTC	UR	3,898	21.20	18.72	39.92	0.81	12,119	13.40	5.30

**MONTHLY REPORT OF COST AND QUALITY OF COAL FOR ELECTRIC PLANTS
DETAIL OF INVOICE PURCHASE PRICE**

1. Report For Month/Yr: **February 2000**

4. Name, Title & Telephone Number of Contact
Person Concerning Data Submitted on this Form: **Rita McLellan (305) 552-4069**

2. Reporting Company: **Florida Power & Light**

5. Signature of Official Submitting Report: *Kenneth J. Brooking*

3. Plant Name: **St. Johns River Power Park (SJRPP)**

6. Date Completed: **March 8, 2000**

Line No.	Supplier Name	Mine Location	Purchase Type	Tons	FOB Mine Price (\$/Ton)	Short Haul & Loading Charge (\$/Ton)	Original Invoice Price (\$/Ton)	Retro-active Price Increases (\$/Ton)	Base Price (\$/Ton)	Quality Adjustments (\$/Ton)	Effective Purchase Price (\$/Ton)
(a)	(b)	(c)	(d)	(e)	(f)	(g)	(h)	(i)	(j)	(k)	(l)
1	James River Coal Sales,	08,KY,095	LTC	20,172	28.24	0.00	28.24	0.00	28.24	0.00	28.24
2	Intercor	45,IM,999	LTC	11,328	35.05	0.00	35.05	0.00	35.05	0.00	35.05
3	Consolidation Coal Compa	08,KY,133	S	5,936	23.35	0.00	23.35	0.00	23.35	0.00	23.35
4	Arch Coal Sales	08,WV,039	LTC	3,898	21.20	0.00	21.20	0.00	21.20	0.00	21.20

**MONTHLY REPORT OF COST AND QUALITY OF COAL FOR ELECTRIC PLANTS
DETAIL OF TRANSPORTATION CHARGES**

1. Report For Month/Yr: **February 2000**

4. Name, Title & Telephone Number of Contact
Person Concerning Data Submitted on this Form: **Rita McLellan (305) 552-4069**

2. Reporting Company: **Florida Power & Light**

5. Signature of Official Submitting Report: 

3. Plant Name: **St. Johns River Power Park (SJRPP)**

6. Date Completed: **March 8, 2000**

Line No.	Supplier Name	Mine Location	Shipping Point	Transportation Mode	Tons	Effective Purchase Price (\$/Ton)	Short Haul & Loading Charge (\$/Ton)	Rail Charges		Waterborne Charges					Total Transport Charges (\$/Ton)	FOB Plant Price (\$/Ton)
								Rail Rate (\$/Ton)	Other Rail Charges (\$/Ton)	River Barge Rate (\$/Ton)	Trans-loading Rate (\$/Ton)	Ocean Barge Rate (\$/Ton)	Other Water Charges (\$/Ton)	Related Charges (\$/Ton)		
(a)	(b)	(c)	(d)	(e)	(f)	(g)	(h)	(i)	(j)	(k)	(l)	(m)	(n)	(o)	(p)	(q)
1	James River Coal Sales,	08,KY,095	CLOVER	UR	20,172	28.24	0.00	16.76	0.00	0.00	0.00	0.00	0.00	0.00	16.76	45.00
2	Intercor	45,IM,999	EL CERREJON	OC	11,328	35.05	0.00	0.00	0.00	0.00	0.00	0.00	0.00	0.00	0.00	35.05
3	Consolidation Coal Compa	08,KY,133	MILL CREEK	UR	5,936	23.35	0.00	17.64	0.00	0.00	0.00	0.00	0.00	0.00	17.64	40.99
4	Arch Coal Sales	08,WV,039	SAMPLES	UR	3,898	21.20	0.00	18.72	0.00	0.00	0.00	0.00	0.00	0.00	18.72	39.92

CERTIFICATE OF SERVICE

I, THE UNDERSIGNED COUNSEL, HEREBY CERTIFY that copies of Florida Power & Light Company's Forms 423-1, 423-1(a) edited, and 423-1(b) for the month of February 2000; 423-2, 423-2(a), and 423-2(b) for the month of January 2000 for Plant Scherer; and 423-2, 423-2(a), and 423-2(b) for the month of February 2000 for St. Johns River Power Park, have been served via first class mail, postage prepaid to the parties listed below, this 21st day of April, 2000:

Bob Elias, Chief
Bureau of Electric & Gas
Division of Legal Services
Florida Public Service Commission
Gerald L. Gunter Building - Third Floor
2540 Shumard Oak Boulevard
Tallahassee, FL 32399-0850

G. Edison Holland, Esquire
Beggs & Lane
P.O. Box 12950
Pensacola, FL 32576

Major Gary A. Enders
United States Air Force
HQ USAF/ULT, STOP 21
Tyndall AFB, FL 32403-6001

Kenneth Hoffman, Esquire
Rutledge, Ecenia, Underwood
Purnell & Hoffman, P.A.
P.O. Box 551
Tallahassee, FL 32301-0551

Occidental Chemical Corporation
Energy Group
P.O. Box 809050
Dallas, TX 75380-9050


Joseph A. McGlothlin, Esquire
Vicki Gordon Kaufman, Esquire
McWhirter, Reeves, McGlothlin,
Davidson, Etc.
117 S. Gadsden Street
Tallahassee, FL 32301

Jack Shreve, Esquire
Office of Public Counsel
111 W. Madison Street
Room 812
Tallahassee, FL 32399-1400

Lee L. Wills, Esquire
James D. Beasley, Esquire
Ausley, McMullen, McGehee,
Carothers & Proctor
P.O. Box 391
Tallahassee, FL 32302

Lee G. Schmudde, Esquire
Reedy Creek Utilities, Inc.
P.O. Box 40
Lake Buena Vista, FL 32830

James A. McGee, Esquire
P.O. Box 14042
St. Petersburg, FL 33733



R. Wade Litchfield