



Writer's Direct Dial:
(561) 691-7101

R. Wade Litchfield
Senior Attorney
Florida Authorized House Counsel
Florida Power & Light Company
700 Universe Boulevard
Juno Beach, FL 33408-0420
(561) 691-7135 (Facsimile)

ORIGINAL

RECEIVED-FPSC
00 SEP 27 PM 2:47
RECORDS AND REPORTING

September 27, 2000

VIA HAND DELIVERY

Blanca S. Bayó, Director
Division of Records and Reporting
Florida Public Service Commission
Betty Easley Conference Center
Room 110
2540 Shumard Oak Boulevard
Tallahassee, Florida 32399-0850

Re: Docket No. 000001-EI; Monthly Fuel Filings

Dear Ms. Bayó:

Enclosed herewith for filing is the original and five (5) copies of the following monthly fuel reports for FPL:

- (a) FPSC Forms 423-1, 423-1(a) and 423-1(b) for the month of July 2000;
- (b) FPSC Forms 423-2, 423-2(a), and 423-2(b) for Plant Scherer for the month of June 2000; and
- (c) FPSC Forms 423-2, 423-2(a), and 423-2(b) for St. Johns River Power Park for the month of July 2000.

APP _____
 CAF _____
 CMP _____
 COM 3
 CTR _____
 ECR _____
 LEG 1
 OPC _____
 PAI _____
 RGO _____
 SEC _____
 SER 1
 OTH _____

FPL's Request for Confidential Classification of the information removed from Form 423-1(a) is being filed under separate cover.

Should you have any questions regarding this filing, please contact me at (561) 691-7101.

U. Schneider
Bohrmann

RECEIVED & FILED

U. Schneider

FPSC-BUREAU OF RECORDS

DOCUMENT NUMBER-DATE

12209 SEP 27 8

FPSC-RECORDS/REPORTING

Blanca S. Bayó, Director
Division of Records and Reporting
Florida Public Service Commission
September 27, 2000
Page 2

Thanking you for your attention to this matter, I remain,

Sincerely,

A handwritten signature in black ink, appearing to read "R. Wade Litchfield". The signature is written in a cursive style with a prominent initial "R" and a long, sweeping tail.

R. Wade Litchfield

RWL/jsb
Enclosures

cc: Service List

MONTHLY REPORT OF COST AND QUALITY OF FUEL OIL FOR ELECTRIC PLANTS
ORIGIN, VOLUME, DELIVERED PRICE AND AS RECEIVED QUANTITY

FPSC FORM NO. 423-1

1. REPORTING MONTH: JUL YEAR: 2000

2. REPORTING COMPANY: FLORIDA POWER & LIGHT COMPANY

3. NAME, TITLE TELEPHONE NUMBER OF CONTACT PERSON CONCERNING DATA
SUBMITTED ON THIS FORM: RITA MCLELLAN, REGULATORY AFFAIRS, (305)- 552- 40694. SIGNATURE OF OFFICIAL SUBMITTING REPORT: 

5. DATE COMPLETED: 09/20/2000

LINE NO	PLANT	SUPPLIER	SHIPPING POINT	PURCHASE TYPE	DELIVERY LOCATION	DELIVERY DATE	TYPE OIL	SULFUR (%)	BTU CONTENT (BTU / GAL)	VOLUME (BBLS)	PRICE (\$/BBL)
1	MANATEE	COASTAL	HOFT	MTC	PORT MANATEE	07/06/2000	F06	0.97	151286	275342	30.2000
2	MANATEE	COASTAL	HOFT	MTC	PORT MANATEE	07/13/2000	F06	0.96	150500	273643	28.8530
3	PT. EVERGLADES	COASTAL	HOUSTON	MTC	PORT EVERGLADES	07/21/2000	F06	0.99	151143	275778	27.8750
4	FT. MYERS	FAMM	IMTT ST ROSE, LA	MTC	BOCA GRANDE	07/03/2000	F06	1.00	151905	98455	30.2650
5	FT. MYERS	FAMM	IMTT ST ROSE, LA	MTC	BOCA GRANDE	07/08/2000	F06	0.97	152571	97966	29.7650
6	FT. MYERS	FAMM	IMTT ST ROSE /GRET	MTC	BOCA GRANDE	07/16/2000	F06	0.97	153143	98068	28.2320
7	FT. MYERS	FAMM	IMTT ST ROSE, LA	MTC	BOCA GRANDE	07/22/2000	F06	0.98	152667	97598	26.2530
8	FT. MYERS	FAMM	IMTT ST ROSE, LA	MTC	BOCA GRANDE	07/28/2000	F06	0.96	153429	97731	24.9360
9	CAPE CANAVERAL	NOVARCO	NEW HAVEN, CT	MTC	PORT CANAVERAL	07/01/2000	F06	0.96	151286	228034	30.1770
10	CAPE CANAVERAL	NOVARCO	IMTT ST ROSE, LA	MTC	PORT CANAVERAL	07/12/2000	F06	0.97	151548	158243	29.1800
11	SANFORD	NOVARCO	IMTT ST ROSE	MTC	JACKSONVILLE	07/11/2000	F06	0.99	151429	68033	29.1800
12	MANATEE	NOVARCO LTD.	STATIA	MTC	PORT MANATEE	07/24/2000	F06	0.99	153143	233994	25.1620
13	MANATEE	COASTAL	IMTT ST ROSE, LA	S	PORT MANATEE	07/08/2000	F06	0.97	153286	126547	30.0550
14	MANATEE	COASTAL	GRETNA & ST ROSE	S	PORT MANATEE	07/29/2000	F06	0.94	152952	126207	26.5000
15	TURKEY POINT	COASTAL	IMTT ST ROSE, LA	S	FISHER ISLAND	07/05/2000	F06	1.00	153167	101052	30.4500
16	TURKEY POINT	COASTAL	RIVER	S	FISHER ISLAND	07/22/2000	F06	0.99	153000	128074	27.2650
17	MANATEE	COASTAL	IMTT ST ROSE/GRETN	S	PORT MANATEE	07/16/2000	F06	0.99	152500	126486	28.1850
18	MARTIN	GLENCORE	IMTT ST ROSE, LA	S	PALM BEACH	07/21/2000	F06	1.00	151357	117667	27.2920
19	PT. EVERGLADES	GLENCORE	BROFJORDEN, SWEDEN	S	PORT EVERGLADES	07/03/2000	F06	0.94	151286	322769	29.2540
20	PT. EVERGLADES	GLENCORE	STATIA	S	PORT EVERGLADES	07/12/2000	F06	0.97	152214	318925	27.8630
21	TURKEY POINT	GLENCORE	ST ROSE/GRETNA, LA	S	FISHER ISLAND	07/11/2000	F06	0.96	151857	118773	29.2750
22	TURKEY POINT	GLENCORE	IMTT ST ROSE, LA	S	FISHER ISLAND	07/30/2000	F06	0.98	151405	117691	25.3920
23	MARTIN	NOVARCO	IMTT ST ROSE, LA	S	PALM BEACH	07/09/2000	F06	0.98	152167	144604	29.9150
24	MARTIN	NOVARCO	IMTT GRETNA, LA	S	PALM BEACH	07/23/2000	F06	1.00	152643	143544	26.4150
25	PT. EVERGLADES	NOVARCO	ST EUSTATIUS	S	PORT EVERGLADES	07/28/2000	F06	1.00	153167	271229	24.0410
26	RIVIERA	NOVARCO	IMTT ST ROSE, LA	S	RIVIERA	07/04/2000	F06	1.00	151452	116654	30.4150
27	RIVIERA	NOVARCO	IMTT ST ROSE, LA	S	RIVIERA	07/14/2000	F06	1.00	151667	118421	28.3070

MONTHLY REPORT OF COST AND QUALITY OF FUEL OIL FOR ELECTRIC PLANTS
ORIGIN, VOLUME, DELIVERED PRICE AND AS RECEIVED QUANTITY

FPSC FORM NO. 423-1

1. REPORTING MONTH: JUL YEAR: 2000

2. REPORTING COMPANY: FLORIDA POWER & LIGHT COMPANY

3. NAME, TITLE TELEPHONE NUMBER OF CONTACT PERSON CONCERNING DATA
SUBMITTED ON THIS FORM: RITA MCLELLAN, REGULATORY AFFAIRS, (305) 352-40694. SIGNATURE OF OFFICIAL SUBMITTING REPORT: 

5. DATE COMPLETED: 09/20/2000

LINE NO	PLANT	SUPPLIER	SHIPPING POINT	PURCHASE TYPE	DELIVERY LOCATION	DELIVERY DATE	TYPE OIL	SULFUR (%)	BTU CONTENT (BTU / GAL)	VOLUME (BBLs)	PRICE (\$/BBL)
28	RIVIERA	NOVARCO	HOFT	S	RIVIERA	07/27/2000	F06	2.20	149024	117200	22.9160
29	SANFORD	STEUART	ST CROIX	S	JACKSONVILLE	07/03/2000	F06	1.00	151929	161030	29.9170
30	SANFORD	STEUART	STATIA	S	JACKSONVILLE	07/16/2000	F06	1.00	151452	188116	27.9580
31	SANFORD	STEUART	STATIA	S	JACKSONVILLE	07/22/2000	F06	0.99	151071	48039	27.9580
32	SANFORD	STEUART	STATIA	S	JACKSONVILLE	07/25/2000	F06	1.00	151214	39855	27.9580
33	TURKEY POINT	COASTAL	NA-TRUCK DELIVERY	STC		07/08/2000	FO2	N/A	N/A	174	*
34	TURKEY POINT	STREICHER	NA-TRUCK DELIVERY	STC		07/24/2000	FO2	N/A	N/A	83	*
35	FT. MYERS	COASTAL	NA-TRUCK DELIVERY			07/04/2000	FO3	N/A	N/A	88872	36.3720
36	FT. MYERS	AMERIAGAS	NA-TRUCK DELIVERY	STC		07/27/2000	PRO	N/A	N/A	6	52.0000
37	RIVIERA	AMERIGAS	NA-TRUCK DELIVERY	STC		07/07/2000	PRO	N/A	N/A	7	90.9800
38	PT. EVERGLADES	AMERIGAS	NA-TRUCK DELIVERY	STC		07/05/2000	PRO	N/A	N/A	8	46.8600
39	PT. EVERGLADES	AMERIGAS	NA-TRUCK DELIVERY	STC		07/20/2000	PRO	N/A	N/A	4	46.2400
40	RIVIERA	AMERIGAS	NA-TRUCK DELIVERY	STC		07/21/2000	PRO	N/A	N/A	91	6.9300
41	TURKEY POINT	AMERIGAS	NA-TRUCK DELIVERY	STC		07/24/2000	PRO	N/A	N/A	5	46.1400
42	MARTIN	INDIANTOWN	NA-TRUCK DELIVERY	STC		07/27/2000	PRO	N/A	N/A	12	38.2200
43	MANATEE	SUBURBAN	NA-TRUCK DELIVERY	STC		07/07/2000	PRO	N/A	N/A	5	44.7700
44	MANATEE	SUBURBAN	NA-TRUCK DELIVERY	STC		07/21/2000	PRO	N/A	N/A	3	45.4200
45	SANFORD	SUBURBAN	NA-TRUCK DELIVERY	STC		07/03/2000	PRO	N/A	N/A	45	10.3300
46	SANFORD	SUBURBAN	NA-TRUCK DELIVERY	STC		07/15/2000	PRO	N/A	N/A	9	45.0700
47	CAPE CANAVERAL	SUBURBAN	NA-TRUCK DELIVERY	STC		07/11/2000	PRO	N/A	N/A	7	45.0700

EDITED COPY

**MONTHLY REPORT OF COST AND QUALITY OF FUEL OIL FOR ELECTRIC PLANTS
DETAIL OF INVOICE AND TRANSPORTATION CHARGES**

FPSC FORM NO. 423-1 (a)

1. REPORTING MONTH: JUL YEAR: 2000

2. REPORTING COMPANY: FLORIDA POWER LIGHT COMPANY

3. NAME, TITLE TELEPHONE NUMBER OF CONTACT PERSON CONCERNING DATA
SUBMITTED ON THIS FORM: RITA MCLELLAN, REGULATORY AFFAIRS, (305) 552 - 4069

4. SIGNATURE OF OFFICIAL SUBMITTING REPORT: *Paul A. Karna*

5. DATE COMPLETED: 09/20/2000

(A)	(B)	(C)	(D)	(E)	(F)	(G)	(H)	(I)	(J)	(K)	(L)	(M)	(N)	(O)	(P)	(Q)	(R)
LINE NO.	PLANT	SUPPLIER	DELIVERY LOCATION	DELIVERY DATE	TYPE OIL	VOLUME (BBL)	INVOICE PRICE (\$/BBL)	INVOICE AMOUNT (\$)	DISCOUNT (\$)	NET AMOUNT (\$)	NET PRICE (\$/BBL)	QUALITY ADJUST. (\$/BBL)	EFFECTIVE PUR PRICE (\$/BBL)	TRANSP TO TERM (\$/BBL)	ADDITIONAL TRANS CHGS (\$/BBL)	OTHER CHGS (\$/BBL)	DELIVERED PRICE (\$/BBL)
1	MANATEE	COASTAL	PORT MANATEE	07/06/200	F06	275342											30.4357
2	MANATEE	COASTAL	PORT MANATEE	07/13/200	F06	273643											29.0887
3	PT. EVERGLADES	COASTAL	PORT EVERGLADES	07/21/200	F06	275778											28.1192
4	FT. MYERS	FAMM	BOCA GRANDE	07/03/200	F06	98455											30.6658
5	FT. MYERS	FAMM	BOCA GRANDE	07/08/200	F06	97966											30.1658
6	FT. MYERS	FAMM	BOCA GRANDE	07/16/200	F06	98068											28.6328
7	FT. MYERS	FAMM	BOCA GRANDE	07/22/200	F06	97598											26.6538
8	FT. MYERS	FAMM	BOCA GRANDE	07/28/200	F06	97731											25.3368
9	CAPE CANAVERAL	NOVARCO	PORT CANAVERAL	07/01/200	F06	228034											30.7335
10	CAPE CANAVERAL	NOVARCO	PORT CANAVERAL	07/12/200	F06	158243											29.7365
11	SANFORD	NOVARCO	JACKSONVILLE	07/11/200	F06	68033											30.4471
12	MANATEE	NOVARCO LTD.	PORT MANATEE	07/24/200	F06	233994											25.3977
13	MANATEE	COASTAL	PORT MANATEE	07/08/200	F06	126547											30.2907
14	MANATEE	COASTAL	PORT MANATEE	07/29/200	F06	126207											26.7357
15	TURKEY POINT	COASTAL	FISHER ISLAND	07/05/200	F06	101052											31.2329
16	TURKEY POINT	COASTAL	FISHER ISLAND	07/22/200	F06	128074											28.0479
17	MANATEE	COASTAL	PORT MANATEE	07/16/200	F06	126486											28.4207
18	MARTIN	GLENCORE	PALM BEACH	07/21/200	F06	117667											27.7299
19	PT. EVERGLADES	GLENCORE	PORT EVERGLADES	07/03/200	F06	322769											29.4982
20	PT. EVERGLADES	GLENCORE	PORT EVERGLADES	07/12/200	F06	318925											28.1072
21	TURKEY POINT	GLENCORE	FISHER ISLAND	07/11/200	F06	118773											30.0579
22	TURKEY POINT	GLENCORE	FISHER ISLAND	07/30/200	F06	117691											26.1749
23	MARTIN	NOVARCO	PALM BEACH	07/09/200	F06	144604											30.3529
24	MARTIN	NOVARCO	PALM BEACH	07/23/200	F06	143544											26.8529
25	PT. EVERGLADES	NOVARCO	PORT EVERGLADES	07/28/200	F06	271229											24.2852
26	RIVIERA	NOVARCO	RIVIERA	07/04/200	F06	116654											30.6070
27	RIVIERA	NOVARCO	RIVIERA	07/14/200	F06	118421											28.4990
28	RIVIERA	NOVARCO	RIVIERA	07/27/200	F06	117200											23.1080
29	SANFORD	STEUART	JACKSONVILLE	07/03/200	F06	161030											31.1841
30	SANFORD	STEUART	JACKSONVILLE	07/16/200	F06	188116											29.2251

MONTHLY REPORT OF COST AND QUALITY OF FUEL OIL FOR ELECTRIC PLANTS
 DETAIL OF INVOICE AND TRANSPORTATION CHARGES

FPSC FORM NO. 423-1 (a)

1. REPORTING MONTH: JUL YEAR: 2000

2. REPORTING COMPANY: FLORIDA POWER LIGHT COMPANY

3. NAME, TITLE TELEPHONE NUMBER OF CONTACT PERSON CONCERNING DATA
 SUBMITTED ON THIS FORM: RITA MCLELLAN, REGULATORY AFFAIRS, (305) 532-4069

4. SIGNATURE OF OFFICIAL SUBMITTING REPORT: *Paul A. [Signature]*

5. DATE COMPLETED: 09/20/2000

(A) LINE NO.	(B) PLANT	(C) SUPPLIER	(D) DELIVERY LOCATION	(E) DELIVERY DATE	(F) TYPE OIL	(G) VOLUME (BBL)	(H) INVOICE PRICE (\$/BBL)	(I) INVOICE AMOUNT (\$)	(J) DISCOUNT (\$)	(K) NET AMOUNT (\$)	(L) NET PRICE (\$/BBL)	(M) QUALITY ADJUST. (\$/BBL)	(N) EFFECTIVE PUR PRICE (\$/BBL)	(O) TRANSP TO TERM (\$/BBL)	(P) ADDITIONAL TRANS CHGS (\$/BBL)	(Q) OTHER CHGS (\$/BBL)	(R) DELIVERED PRICE (\$/BBL)
31	SANFORD	STEUART	JACKSONVILLE	07/22/200	F06	48039											29.2251
32	SANFORD	STEUART	JACKSONVILLE	07/25/200	F06	39855											29.2251
33	TURKEY POINT	COASTAL		07/08/200	FO2	174											37.2000
34	TURKEY POINT	STREICHER		07/24/200	FO2	83											43.3000
35	FT. MYERS	COASTAL		07/04/200	FO3	88872											36.3720
36	FT. MYERS	AMERIGAS		07/27/200	PRO	6	52.0000	312	0	312	52.0000	0.0000	52.0000	0.0000	0.0000	0.0000	52.0000
37	RIVIERA	AMERIGAS		07/07/200	PRO	7	90.9800	637	0	637	90.9800	0.0000	90.9800	0.0000	0.0000	0.0000	90.9800
38	PT. EVERGLADES	AMERIGAS		07/05/200	PRO	8	46.8600	375	0	375	46.8600	0.0000	46.8600	0.0000	0.0000	0.0000	46.8600
39	PT. EVERGLADES	AMERIGAS		07/20/200	PRO	4	46.2400	185	0	185	46.2400	0.0000	46.2400	0.0000	0.0000	0.0000	46.2400
40	RIVIERA	AMERIGAS		07/21/200	PRO	91	6.9300	631	0	631	6.9300	0.0000	6.9300	0.0000	0.0000	0.0000	6.9300
41	TURKEY POINT	AMERIGAS		07/24/200	PRO	5	46.1400	231	0	231	46.1400	0.0000	46.1400	0.0000	0.0000	0.0000	46.1400
42	MARTIN	INDIANTOWN		07/27/200	PRO	12	38.2200	459	0	459	38.2200	0.0000	38.2200	0.0000	0.0000	0.0000	38.2200
43	MANATEE	SUBURBAN		07/07/200	PRO	5	44.7700	224	0	224	44.7700	0.0000	44.7700	0.0000	0.0000	0.0000	44.7700
44	MANATEE	SUBURBAN		07/21/200	PRO	3	45.4200	136	0	136	45.4200	0.0000	45.4200	0.0000	0.0000	0.0000	45.4200
45	SANFORD	SUBURBAN		07/03/200	PRO	45	10.3300	465	0	465	10.3300	0.0000	10.3300	0.0000	0.0000	0.0000	10.3300
46	SANFORD	SUBURBAN		07/15/200	PRO	9	45.0700	406	0	406	45.0700	0.0000	45.0700	0.0000	0.0000	0.0000	45.0700
47	CAPE CANAVERAL	SUBURBAN		07/11/200	PRO	7	45.0700	315	0	315	45.0700	0.0000	45.0700	0.0000	0.0000	0.0000	45.0700

FPSC FORM NO. 423-1(b)

MONTHLY REPORT OF COST AND QUALITY OF FUEL OIL FOR ELECTRIC PLANTS
REPORT OF ADJUSTMENTS TO PREVIOUS OIL DELIVERIES

1. REPORTING MONTH: JULY YEAR: 2000

3. NAME, TITLE, & TELEPHONE NUMBER OF CONTACT PERSON CONCERNING DATA
SUBMITTED ON THIS FORM: RITA McLELLAN, REGULATORY AFFAIRS,

2. REPORTING COMPANY: FLORIDA POWER & LIGHT COMPANY

4. SIGNATURE OF OFFICIAL SUBMITTING REPORT: 

5. DATE COMPLETED: 09/14/2000

LINE NO.	MONTH REPORTED	FORM PLANT NAME	SUPPLIER	ORIGINAL LINE NUMBER	OLD VOLUME (BBLS)	FORM NO.	COLUMN DESIGNATOR & TITLE	OLD VALUE	NEW VALUE	NEW DELIVERED PRICE (\$/BBL)	REASON FOR REVISION
(A)	(B)	(C)	(D)	(E)	(F)	(G)	(H)	(I)	(J)	(K)	(L)
1	NONE										

**MONTHLY REPORT OF COST AND QUALITY OF COAL FOR ELECTRIC PLANTS
ORIGIN, TONNAGE, DELIVERED PRICE, AND AS RECEIVED QUALITY**

- | | |
|--|--|
| <p>1. Reporting Month: June Year: 2000</p> <p>2. Reporting Company: FLORIDA POWER & LIGHT COMPANY</p> <p>3. Plant Name: R.W.SCHERER</p> | <p>4. Name, Title & Telephone Number of Contact Person Concerning Data Submitted on this Form: Michael J. Frank, Principal Accountant (912) 994-0022, ext. 3904.</p> <p>5. Signature of Official Submitting Report: <i>Kenneth J Brockway</i></p> <p>6. Date Completed: 21-Aug-00</p> |
|--|--|

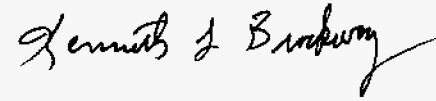
Line No.	Supplier Name	Mine Location	Purchase Type	Transport Mode	Tons	Purchase Price (\$/Ton)	Effective Transport Charges (\$/Ton)	Total FOB Plant Price (\$/Ton)	Sulfur Content (%)	Btu Content (Btu/lb)	Ash Content (%)	Moisture Content (%)
(a)	(b)	(c)	(d)	(e)	(f)	(g)	(h)	(i)	(j)	(k)	(l)	(m)
(1)	AEI COAL SALES	08/KY/159	MTC	UR	27,590.92	48.004	12.32	60.324	0.52	12,730	8.13	6.20
(2)	BLUEGRASS DEV.	08/WV/059	MTC	UR	6,682.93	44.946	12.32	57.266	0.64	11,967	12.36	6.80
(3)	KENNECOTT ENERGY	19/WY/005	S	UR	123,884.64	4.664	21.80	26.464	0.27	8,837	5.25	26.08
(4)	JACOBS RANCH	19/WY/005	S	UR	183,017.54	4.471	21.80	26.271	0.38	8,832	4.98	27.27

**MONTHLY REPORT OF COST AND QUALITY OF COAL FOR ELECTRIC PLANTS
DETAILED PURCHASED COAL INVOICE INFORMATION**

1. Reporting Month: **June** Year: **2000**
 2. Reporting Company: **FLORIDA POWER & LIGHT COMPANY**
 3. Plant Name: **R.W.SCHERER**

4. Name, Title & Telephone Number of Contact Person Concerning Data Submitted on this Form: Michael J. Frank, Principal Accountant (912) 994-0022, ext. 3904.

5. Signature of Official Submitting Report:



6. Date Completed: 21-Aug-00

Line No.	Supplier Name	Mine Location	Purch. Type	Tons	FOB Mine Price (\$/Ton)	Shorthaul & Loading Charges (\$/Ton)	Original Invoice Price (\$/Ton)	Retroactive Price Increase (\$/Ton)	Base Price (\$/Ton)	Quality Adjustments (\$/Ton)	Effective Purchase Price (\$/Ton)
(a)	(b)	(c)	(d)	(e)	(f)	(g)	(h)	(i)	(j)	(k)	(l)
(1)	AEI COAL SALES	08/KY/159	MTC	27,590.92	44.694	-	44.694	-	44.694	3.310	48.004
(2)	BLUEGRASS DEV.	08/WV/059	MTC	6,682.93	44.961	-	44.961	-	44.961	(0.015)	44.946
(3)	KENNECOTT ENERGY	19/WY/005	S	123,884.64	4.644	-	4.644	-	4.644	0.020	4.664
(4)	JACOBS RANCH	19/WY/005	S	183,017.54	4.441	-	4.441	-	4.441	0.030	4.471

**MONTHLY REPORT OF COST AND QUALITY OF COAL FOR ELECTRIC PLANTS
DETAILED TRANSPORTATION INVOICE INFORMATION**

1. Reporting Month: **June** Year: **2000**
 2. Reporting Company: **FLORIDA POWER & LIGHT COMPANY**
 3. Plant Name: **R.W.SCHERER**

4. Name, Title & Telephone Number of Contact Person Concerning Data Submitted on this Form: **Michael J. Frank, Principal Accountant (912) 994-0022, ext. 3904.**

5. Signature of Official Submitting Report: 

6. Date Completed: **21-Aug-00**

Line No.	Supplier Name	Mine Location	Shipping Point	Transport Mode	Tons	Effective Purchase Price (\$/Ton)	Additional Shorthaul & Loading Charges (\$/Ton)	Rail Charges		Waterborne Charges				Other Related Charges (\$/Ton)	Total Transportation Charges (\$/Ton)	FOB Plant Price (\$/Ton)
								Rail Rate (\$/Ton)	Other Rail Charges (\$/Ton)	River Barge Rate (\$/Ton)	Trans-loading Rate (\$/Ton)	Ocean Barge Rate (\$/Ton)	Other Water Charges (\$/Ton)			
(a)	(b)	(c)	(d)	(e)	(f)	(g)	(h)	(i)	(j)	(k)	(l)	(m)	(n)	(o)	(p)	(q)
(1)	AEI COAL SALES	08/KY/159	PONTIKI, KY.	UR	27,590.92	48.004	-	12.32	-	-	-	-	-	-	12.32	60.324
(2)	BLUEGRASS DEV.	08/WV/059	MARROWBONE, WV.	UR	6,682.93	44.946	-	12.32	-	-	-	-	-	-	12.32	57.266
(3)	KENNECOTT ENERGY	19/WY/005	CONVERSE JCTN WY	UR	123,884.64	4.664	-	21.80	-	-	-	-	-	-	21.80	26.464
(4)	JACOBS RANCH	19/WY/005	JACOBS JCTN, WY.	UR	183,017.54	4.471	-	21.80	-	-	-	-	-	-	21.80	26.271

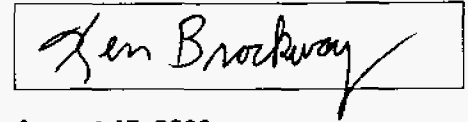
**MONTHLY REPORT OF COST AND QUALITY OF COAL FOR ELECTRIC PLANTS
ORIGIN, TONNAGE, DELIVERED PRICE AND AS RECEIVED QUALITY**

1. Report For Month/Yr: **July 2000**

4. Name, Title & Telephone Number of Contact
Person Concerning Data Submitted on this Form: **Rita McLellan (305-552-4069)**

2. Reporting Company: **Florida Power & Light**

5. Signature of Official Submitting Report:



3. Plant Name: **St. Johns River Power Park (SJRPP)**

6. Date Completed: **August 15, 2000**

Line No.	Supplier Name	Mine Location	Purchase Type	Transportation Mode	Tons	Effective Purchase Price (\$/Ton)	Total Trans Cost (\$/Ton)	FOB Plant Price (\$/Ton)	As Received Coal Quality			
									Sulfur Content (%)	Btu Content (%)	Ash Content (%)	Moisture Content (%)
(a)	(b)	(c)	(d)	(e)	(f)	(g)	(h)	(i)	(j)	(k)	(l)	(m)
1	Arch Coal Sales	08,KY,195	LTC	UR	11,320	24.85	16.75	41.60	1.49	12,711	10.50	5.70
2	Glencore	45,IM,999	S	OC	12,296	30.50	0.00	30.50	0.69	12,252	5.40	9.40
3	Intercor	45,IM,999	LTC	OC	37,524	36.02	0.00	36.02	0.67	11,802	7.80	11.10
4	James River Coal Sales, Inc.	08,KY,095	LTC	UR	17,643	28.62	16.39	45.01	1.40	12,824	9.20	5.10
5	TCP Petcoke Corporation	„	S	OC	6,827	29.06	0.00	29.06	5.98	14,442	0.50	5.20

**MONTHLY REPORT OF COST AND QUALITY OF COAL FOR ELECTRIC PLANTS
DETAIL OF INVOICE PURCHASE PRICE**

1. Report For Month/Yr: **July 2000**

4. Name, Title & Telephone Number of Contact
Person Concerning Data Submitted on this Form: **Rita McLellan (305-552-4069)**

2. Reporting Company: **Florida Power & Light**

5. Signature of Official Submitting Report:



3. Plant Name: **St. Johns River Power Park (SJRPP)**

6. Date Completed: **August 15, 2000**

Line No.	Supplier Name	Mine Location	Purchase Type	Tons	FOB Mine Price (\$/Ton)	Short Haul & Loading Charge	Original Invoice Price (\$/Ton)	Retro-active Price Increases (\$/Ton)	Base Price (\$/Ton)	Quality Adjustments (\$/Ton)	Effective Purchase Price (\$/Ton)
(a)	(b)	(c)	(d)	(e)	(f)	(g)	(h)	(i)	(j)	(k)	(l)
1	Arch Coal Sales	08,KY,195	LTC	11,320	24.85	0.00	24.85	0.00	24.85	0.00	24.85
2	Glencore	45,IM,999	S	12,296	30.50	0.00	30.50	0.00	30.50	0.00	30.50
3	Intercor	45,IM,999	LTC	37,524	36.02	0.00	36.02	0.00	36.02	0.00	36.02
4	James River Coal Sales, Inc.	08,KY,095	LTC	17,643	28.62	0.00	28.62	0.00	28.62	0.00	28.62
5	TCP Petcoke Corporation	„	S	6,827	29.06	0.00	29.06	0.00	29.06	0.00	29.06

**MONTHLY REPORT OF COST AND QUALITY OF COAL FOR ELECTRIC PLANTS
DETAIL OF TRANSPORTATION CHARGES**

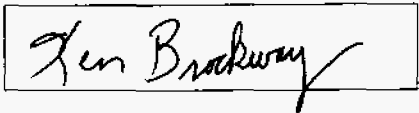
1. Report For Month/Yr: **July 2000**

4. Name, Title & Telephone Number of Contact

Person Concerning Data Submitted on this Form: **Rita McLellan (305-552-4069)**

2. Reporting Company: **Florida Power & Light**

5. Signature of Official Submitting Report:



3. Plant Name: **St. Johns River Power Park (SJRPP)**

6. Date Completed:

August 15, 2000

Line No.	Supplier Name	Mine Location	Shipping Point	Transportation Mode	Tons	Effective Purchase Price (\$/Ton)	Short Haul & Loading Charge (\$/Ton)	Rail Charges		Waterborne Charges					Total Transport Charges (\$/Ton)	FOB Plant Price (\$/Ton)
								Rail Rate (\$/Ton)	Other Rail Charges (\$/Ton)	River Barge Rate (\$/Ton)	Trans-loading Rate (\$/Ton)	Ocean Barge Rate (\$/Ton)	Other Water Charges (\$/Ton)	Related Charges (\$/Ton)		
(a)	(b)	(c)	(d)	(e)	(f)	(g)	(h)	(i)	(j)	(k)	(l)	(m)	(n)	(o)		
1	Arch Coal Sales	08,KY,195	PRAISE	UR	11,320	24.85	0.00	16.75	0.00	0.00	0.00	0.00	0.00	0.00	16.75	41.60
2	Glencore	45,IM,999	CMU	OC	12,296	30.50	0.00	0.00	0.00	0.00	0.00	0.00	0.00	0.00	0.00	30.50
3	Intercor	45,IM,999	EL CERREJON	OC	37,524	36.02	0.00	0.00	0.00	0.00	0.00	0.00	0.00	0.00	0.00	36.02
4	James River Coal Sales, Inc	08,KY,095	CLOVER	UR	17,643	28.62	0.00	16.39	0.00	0.00	0.00	0.00	0.00	0.00	16.39	45.01
5	TCP Petcoke Corporation	„	TCP-DOMESTIC	OC	6,827	29.06	0.00	0.00	0.00	0.00	0.00	0.00	0.00	0.00	0.00	29.06

CERTIFICATE OF SERVICE

I, THE UNDERSIGNED COUNSEL, HEREBY CERTIFY that copies of Florida Power & Light Company's Forms 423-1, 423-1(a) edited, and 423-1(b) for the month of July 2000; 423-2, 423-2(a), and 423-2(b) for the month of June 2000 for Plant Scherer; and 423-2, 423-2(a), and 423-2(b) for the month of July 2000 for St. Johns River Power Park, have been served via first class mail, postage prepaid to the parties listed below, this 27th day of September, 2000:

Bob Elias, Chief
Bureau of Electric & Gas
Division of Legal Services
Florida Public Service Commission
Gerald L. Gunter Building - Third Floor
2540 Shumard Oak Boulevard
Tallahassee, FL 32399-0850

G. Edison Holland, Esquire
Beggs & Lane
P.O. Box 12950
Pensacola, FL 32576

Major Gary A. Enders
United States Air Force
HQ USAF/ULT, STOP 21
Tyndall AFB, FL 32403-6001

Kenneth Hoffman, Esquire
Rutledge, Ecenia, Underwood
Purnell & Hoffman, P.A.
P.O. Box 551
Tallahassee, FL 32301-0551

Occidental Chemical Corporation
Energy Group
P.O. Box 809050
Dallas, TX 75380-9050

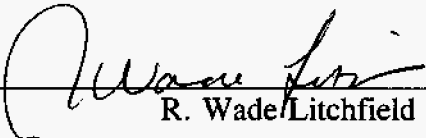
Joseph A. McGlothlin, Esquire
Vicki Gordon Kaufman, Esquire
McWhirter, Reeves, McGlothlin,
Davidson, Etc.
117 S. Gadsden Street
Tallahassee, FL 32301

Jack Shreve, Esquire
Office of Public Counsel
111 W. Madison Street
Room 812
Tallahassee, FL 32399-1400

Lee L. Wills, Esquire
James D. Beasley, Esquire
Ausley, McMullen, McGehee,
Carothers & Proctor
P.O. Box 391
Tallahassee, FL 32302

Lee G. Schmudde, Esquire
Reedy Creek Utilities, Inc.
P.O. Box 40
Lake Buena Vista, FL 32830

James A. McGee, Esquire
P.O. Box 14042
St. Petersburg, FL 33733


R. Wade Litchfield