

MONTHLY REPORT OF COST AND QUALITY OF FUEL OIL FOR ELECTRIC PLANTS
ORIGIN, VOLUME, DELIVERED PRICE AND AS RECEIVED QUALITY

ORIGINAL

010001-EI

1. REPORTING MONTH: Sep-01
2. REPORTING COMPANY: FLORIDA POWER CORPORATION

3. NAME, TITLE & TELEPHONE NUMBER OF CONTACT PERSON CONCERNING DATA
SUBMITTED ON THIS FORM: MANNY PEREZ, ACCOUNTANT (727) 820-5302
4. SIGNATURE OF OFFICIAL SUBMITTING REPORT: *Javier Portuondo*
JAVIER PORTUONDO - MANAGER, REGULATORY SERVICE
5. DATE COMPLETED: 11/12/01

LINE NO. (a)	PLANT NAME (b)	SUPPLIER NAME (c)	SHIPPING POINT (d)	PURCHASE TYPE (e)	DELIVERY LOCATION (f)	DELIVERY DATE (g)	TYPE OIL (h)	SULFUR CONTENT (%) (i)	BTU CONTENT (Btu/gal) (j)	VOLUME (Bbls) (k)	DELIVERED PRICE (\$/Bbl) (l)
1	ANCLOTE	BP OIL COMPANY	TAMPA, FL	MTC	FOB PLANT	09/01	F02	0.50	139,754	531	\$34.3613
2	AVON PARK PEAKERS	NO DELIVERIES									
3	BARTOW	NO DELIVERIES									
4	BARTOW PEAKERS	CENTRAL OIL COMPANY	TAMPA, FL	MTC	FOB PLANT	09/01	F02	0.47	139,200	22,261	\$32.6093
5	BARTOW SOUTH FUEL TERMINAL	RIO ENERGY INTERNATIONAL INC.	HOUSTON, TX	MTC	FOB TERMINAL	09/01	F06	1.25	155,862	120,327	\$23.0167
6	BARTOW SOUTH FUEL TERMINAL	RIO ENERGY INTERNATIONAL INC.	HOUSTON, TX	MTC	FOB TERMINAL	09/01	F06	1.14	155,859	239,497	\$22.3119
7	BARTOW SOUTH FUEL TERMINAL	RIO ENERGY INTERNATIONAL INC.	HOUSTON, TX	MTC	FOB TERMINAL	09/01	F06	1.50	154,700	195,985	\$23.0167
8	BARTOW FUEL TERMINAL-UNIT 4	RIO ENERGY INTERNATIONAL INC.	HOUSTON, TX	MTC	FOB TERMINAL	09/01	F06	2.09	155,569	118,602	\$19.0702
9	BARTOW FUEL TERMINAL-UNIT 2	RIO ENERGY INTERNATIONAL INC.	HOUSTON, TX	MTC	FOB TERMINAL	09/01	F06	2.38	155,485	117,614	\$21.5701
10	BAYBORO PEAKERS	CENTRAL OIL COMPANY	TAMPA, FL	MTC	FOB PLANT	09/01	F02	0.47	139,237	41,245	\$32.6491
11	CRYSTAL RIVER NORTH	BP OIL COMPANY	TAMPA, FL	MTC	FOB PLANT	09/01	F02	0.50	139,754	4,445	\$32.4672
12	CRYSTAL RIVER SOUTH	BP OIL COMPANY	TAMPA, FL	MTC	FOB PLANT	09/01	F02	0.50	139,754	2,676	\$32.4672
13	DEBARY PEAKERS	BP OIL COMPANY	TAMPA, FL	MTC	FOB PLANT	09/01	F02	0.27	139,467	2,296	\$32.9528
14	DEBARY PEAKERS	BP OIL COMPANY	TAMPA, FL	MTC	FOB PLANT	09/01	F02	0.27	139,467	27,302	\$32.2947
15	HINES PLANT PEAKERS	BP OIL COMPANY	TAMPA, FL	MTC	FOB PLANT	09/01	F02	0.02	132,185	3,918	\$40.5037
16	HIGGINS PEAKERS	NO DELIVERIES									
17	INTERCESSION CITY PEAKERS	BP OIL COMPANY	TAMPA, FL	MTC	FOB PLANT	09/01	F02	0.03	139,179	14,988	\$32.0022
18	CRYSTAL RIVER NUCLEAR PLANT	NO DELIVERIES									

MR 12.28.03
DECLASSIFIED CONFIDENTIAL

DOCUMENT NUMBER-DATE
14966 NOV 28 03
FPSC-COMMISSION CLERK

**MONTHLY REPORT OF COST AND QUALITY OF COAL FOR ELECTRIC PLANTS
ORIGIN, TONNAGE, DELIVERED PRICE AND AS RECEIVED QUALITY**

- 1. Report for: Mo. September 2001
- 2. Reporting Company: Florida Power Corporation
- 3. Plant Name: Transfer Facility - IMT

**SPECIFIED
CONFIDENTIAL**

4. Name, Title and Telephone Number of Contact Person Concerning Data Submitted on this Form
Delmar J. Clark Jr., Business Analyst
(727) 824-6616

5. Signature of Official Submitting Report


Delmar J. Clark Jr., Business Analyst

6. Date Completed: November 15, 2001

Line No.	Supplier Name	Mine Location	Purchase Type	Transportation Mode	Tons	Effective Purchase Price (\$/Ton)	Total Transportation Cost (\$/Ton)	F.O.B. Plant Price (\$/Ton)	As Received Coal Quality			
									Percent Sulfur (%)	Btu Content (Btu/lb)	Percent Ash (%)	Percent Moisture (%)
(a)	(b)	(c)	(d)	(e)	(f)	(g)	(h)	(i)	(j)	(k)	(l)	(m)
1	Glencore Mining, LLC	50 , IM , 999	S	GB	74,362	\$40.15	\$5.13	\$45.28	0.34	11,882	9.85	8.90
2	Inter-American Coal, Inc.	50 , IM , 999	S	GB	42,866	\$45.15	\$5.13	\$50.28	0.73	12,826	6.30	7.42
3	Pen Coal Company	08 , Ky , 159	MTC	B	8,211	\$29.77	\$19.91	\$49.68	0.68	12,368	8.88	6.47
4	Pen Coal Company	08 , Wv , 99	MTC	B	8,863	\$29.77	\$19.91	\$49.68	0.69	12,148	11.46	6.42
5	Black Hawk Synfuel, LLC	08 , Wv , 39	S	B	42,954	\$46.25	\$19.91	\$66.16	0.68	12,194	11.97	7.01
6	Black Hawk Synfuel, LLC	08 , Wv , 39	S	B	61,433	\$43.00	\$19.91	\$62.91	0.68	12,268	11.69	6.78
7	New River Synfuel, LLC	08 , Wv , 39	S	B	58,994	\$22.20	\$19.91	\$42.11	0.68	12,263	11.51	7.01

**MONTHLY REPORT OF COST AND QUALITY OF COAL FOR ELECTRIC PLANTS
ORIGIN, TONNAGE, DELIVERED PRICE AND AS RECEIVED QUALITY**

- 1. Report for: Mo. September 2001
- 2. Reporting Company: Florida Power Corporation
- 3. Plant Name: Crystal River 1 & 2

**SPECIFIED
CONFIDENTIAL**

- 4. Name, Title and Telephone Number of Contact Person Concerning Data Submitted on this Form
Delmar J. Clark Jr., Business Analyst
(727) 824-6616

- 5. Signature of Official Submitting Report


Delmar J. Clark Jr., Business Analyst

- 6. Date Completed: November 15, 2001

Line No.	Supplier Name	Mine Location	Purchase Type	Transportation Mode	Tons	Effective Purchase Price (\$/Ton)	Total Transportation Cost (\$/Ton)	F.O.B. Plant Price (\$/Ton)	As Received Coal Quality			
									Percent Sulfur (%)	Btu Content (Btu/lb)	Percent Ash (%)	Percent Moisture (%)
(a)	(b)	(c)	(d)	(e)	(f)	(g)	(h)	(i)	(j)	(k)	(l)	(m)
1	AEI Coal Sales Co., Inc.	08 , Ky , 193	MTC	UR	31,030	\$24.70	\$19.55	\$44.25	0.92	12,040	12.03	6.64
2	Alliance Coal Sales Corp.	08 , Ky , 195	S	UR	9,780	\$45.00	\$19.97	\$64.97	1.03	13,005	7.13	6.12
3	Consolidated Coal Sales	08 , Ky , 133	MTC	UR	29,773	\$24.75	\$18.52	\$43.27	1.08	12,756	8.21	6.65
4	Created Mining, LLC	08 , Ky , 51	S	UR	9,426	\$45.50	\$18.39	\$63.89	0.80	12,261	9.86	6.84
5	A. T. Massey Coal Company	08 , Ky , 195	MTC	UR	29,957	\$24.95	\$18.52	\$43.47	1.12	12,695	8.47	6.55
6	Peabody Coal Sales	08 , Ky , 119	S	UR	9,984	\$28.64	\$18.52	\$47.16	1.12	12,630	9.78	5.47
7	Transfer Facility	N/A	N/A	OB	N/A	\$0.00	N/A	N/A	N/A	N/A	N/A	N/A

**MONTHLY REPORT OF COST AND QUALITY OF COAL FOR ELECTRIC PLANTS
ORIGIN, TONNAGE, DELIVERED PRICE AND AS RECEIVED QUALITY**

- 1. Report for: Mo. September 2001
- 2. Reporting Company: Florida Power Corporation
- 3. Plant Name: Crystal River 4 & 5

**SPECIFIED
CONFIDENTIAL**

- 4. Name, Title and Telephone Number of Contact Person Concerning Data Submitted on this Form
Delmar J. Clark Jr., Business Analyst
(727) 824-6616

- 5. Signature of Official Submitting Report


Delmar J. Clark Jr., Business Analyst

- 6. Date Completed: November 15, 2001

Line No.	Supplier Name	Mine Location	Purchase Type	Transportation Mode	Tons	Effective Purchase Price (\$/Ton)	Total Transportation Cost (\$/Ton)	F.O.B. Plant Price (\$/Ton)	As Received Coal Quality			
									Percent Sulfur (%)	Btu Content (Btu/lb)	Percent Ash (%)	Percent Moisture (%)
(a)	(b)	(c)	(d)	(e)	(f)	(g)	(h)	(i)	(j)	(k)	(l)	(m)
1	Alliance Coal Sales Corp.	08 , Ky , 195	MTC	UR	9,551	\$27.25	\$18.53	\$45.78	0.66	12,777	8.04	6.09
2	Created Mining, LLC	08 , Ky , 51	MTC	UR	10,302	\$52.10	\$19.85	\$71.95	0.67	12,021	11.65	6.44
3	Created Mining, LLC	08 , Ky , 51	MTC	UR	9,561	\$52.10	\$18.40	\$70.50	0.70	11,801	11.46	7.82
4	Powell Mountain Coal Company	08 , Ky , 119	LTC	UR	39,790	\$32.76	\$18.90	\$51.66	0.72	12,828	8.36	5.89
5	Quaker Coal Company, Inc.	08 , Ky , 195	MTC	UR	20,567	\$32.50	\$18.53	\$51.03	0.66	12,640	11.25	5.02
6	Transfer Facility	N/A	N/A	OB	146,220	\$50.25	\$9.54	\$59.79	0.68	12,292	10.72	7.07


MONTHLY REPORT OF COST AND QUALITY OF COAL FOR ELECTRIC PLANTS
ORIGIN, TONNAGE, DELIVERED PRICE AND AS RECEIVED QUALITY

- 1. Report for: Mo. September 2001
- 2. Reporting Company: Florida Power Corporation
- 3. Plant Name: Transfer Facility - IMT

**SPECIFIED
CONFIDENTIAL**

4. Name, Title and Telephone Number of Contact
Person Concerning Data Submitted on this Form
Delmar J. Clark Jr., Business Analyst
(727) 824-6616

5. Signature of Official Submitting Report


Delmar J. Clark Jr., Business Analyst

6. Date Completed: November 15, 2001

Line No.	Supplier Name	Mine Location	Purchase Type	Tons	F.O.B. Mine Price (\$/Ton)	Short Haul & Loading Charges (\$/Ton)	Original Invoice Price (\$/Ton)	Retro-active Price Inc(Dec) (\$/Ton)	Base Price (\$/Ton)	Quality Adjust-ments (\$/Ton)	Effective Purchase Price (\$/Ton)
(a)	(b)	(c)	(d)	(e)	(f)	(g)	(h)	(i)	(j)	(k)	(l)
1	Glencore Mining, LLC	50 , IM , 999	S	74,362	\$40.15	\$0.00	\$40.15	\$0.00	\$40.15	\$0.00	\$40.15
2	Inter-American Coal, Inc.	50 , IM , 999	S	42,866	\$45.06	\$0.00	\$45.06	\$0.00	\$45.06	\$0.09	\$45.15
3	Pen Coal Company	08 , Ky , 159	MTC	8,211	\$29.77	\$0.00	\$29.77	\$0.00	\$29.77	\$0.00	\$29.77
4	Pen Coal Company	08 , Wv , 99	MTC	8,863	\$29.77	\$0.00	\$29.77	\$0.00	\$29.77	\$0.00	\$29.77
5	Black Hawk Synfuel, LLC	08 , Wv , 39	S	42,954	\$46.25	\$0.00	\$46.25	\$0.00	\$46.25	\$0.00	\$46.25
6	Black Hawk Synfuel, LLC	08 , Wv , 39	S	61,433	\$43.00	\$0.00	\$43.00	\$0.00	\$43.00	\$0.00	\$43.00
7	New River Synfuel, LLC	08 , Wv , 39	S	58,994	\$22.20	\$0.00	\$22.20	\$0.00	\$22.20	\$0.00	\$22.20


**MONTHLY REPORT OF COST AND QUALITY OF COAL FOR ELECTRIC PLANTS
ORIGIN, TONNAGE, DELIVERED PRICE AND AS RECEIVED QUALITY**

- 1. Report for: Mo. September 2001
- 2. Reporting Company: Florida Power Corporation
- 3. Plant Name: Crystal River 1 & 2

**SPECIFIED
CONFIDENTIAL**

4. Name, Title and Telephone Number of Contact Person Concerning Data Submitted on this Form
Delmar J. Clark Jr., Business Analyst
(727) 824-6616

5. Signature of Official Submitting Report


Delmar J. Clark Jr., Business Analyst

6. Date Completed: November 15, 2001

Line No.	Supplier Name	Mine Location	Purchase Type	Tons	F.O.B. Mine Price (\$/Ton)	Short Haul & Loading Charges (\$/Ton)	Original Invoice Price (\$/Ton)	Retro-active Price Inc(Dec) (\$/Ton)	Base Price (\$/Ton)	Quality Adjustments (\$/Ton)	Effective Purchase Price (\$/Ton)
(a)	(b)	(c)	(d)	(e)	(f)	(g)	(h)	(i)	(j)	(k)	(l)
1	AEI Coal Sales Co., Inc.	08 , Ky , 193	MTC	31,030	\$24.70	\$0.00	\$24.70	\$0.00	\$24.70	\$0.00	\$24.70
2	Alliance Coal Sales Corp.	08 , Ky , 195	S	9,780	\$45.00	\$0.00	\$45.00	\$0.00	\$45.00	\$0.00	\$45.00
3	Consolidated Coal Sales	08 , Ky , 133	MTC	29,773	\$24.75	\$0.00	\$24.75	\$0.00	\$24.75	\$0.00	\$24.75
4	Created Mining, LLC	08 , Ky , 51	S	9,426	\$45.50	\$0.00	\$45.50	\$0.00	\$45.50	\$0.00	\$45.50
5	A. T. Massey Coal Company	08 , Ky , 195	MTC	29,957	\$24.95	\$0.00	\$24.95	\$0.00	\$24.95	\$0.00	\$24.95
6	Peabody Coal Sales	08 , Ky , 119	S	9,984	\$28.64	\$0.00	\$28.64	\$0.00	\$28.64	\$0.00	\$28.64
7	Transfer Facility	N/A	N/A	N/A	N/A	\$0.00	\$0.00	N/A	\$0.00	N/A	\$0.00

**MONTHLY REPORT OF COST AND QUALITY OF COAL FOR ELECTRIC PLANTS
ORIGIN, TONNAGE, DELIVERED PRICE AND AS RECEIVED QUALITY**

- 1. Report for: Mo. September 2001
- 2. Reporting Company: Florida Power Corporation
- 3. Plant Name: Crystal River 4 & 5

**SPECIFIED
CONFIDENTIAL**

4. Name, Title and Telephone Number of Contact Person Concerning Data Submitted on this Form
Delmar J. Clark Jr., Business Analyst
(727) 824-6616

5. Signature of Official Submitting Report


Delmar J. Clark Jr., Business Analyst

6. Date Completed: November 15, 2001

Line No.	Supplier Name	Mine Location	Purchase Type	Tons	F.O.B. Mine Price (\$/Ton)	Short Haul & Loading Charges (\$/Ton)	Original Invoice Price (\$/Ton)	Retro-active Price Inc(Dec) (\$/Ton)	Base Price (\$/Ton)	Quality Adjustments (\$/Ton)	Effective Purchase Price (\$/Ton)
(a)	(b)	(c)	(d)	(e)	(f)	(g)	(h)	(i)	(j)	(k)	(l)
1	Alliance Coal Sales Corp.	08 , Ky , 195	MTC	9,551	\$27.25	\$0.00	\$27.25	\$0.00	\$27.25	\$0.00	\$27.25
2	Created Mining, LLC	08 , Ky , 51	MTC	10,302	\$52.10	\$0.00	\$52.10	\$0.00	\$52.10	\$0.00	\$52.10
3	Created Mining, LLC	08 , Ky , 51	MTC	9,561	\$52.10	\$0.00	\$52.10	\$0.00	\$52.10	\$0.00	\$52.10
4	Powell Mountain Coal Company	08 , Ky , 119	LTC	39,790	\$32.76	\$0.00	\$32.76	\$0.00	\$32.76	\$0.00	\$32.76
5	Quaker Coal Company, Inc.	08 , Ky , 195	MTC	20,567	\$32.50	\$0.00	\$32.50	\$0.00	\$32.50	\$0.00	\$32.50
6	Transfer Facility	N/A	N/A	146,220	\$50.25	\$0.00	\$50.25	N/A	\$50.25	N/A	\$50.25

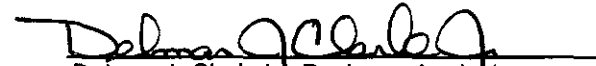
MONTHLY REPORT OF COST AND QUALITY OF COAL FOR ELECTRIC PLANTS
ORIGIN, TONNAGE, DELIVERED PRICE AND AS RECEIVED QUALITY

- 1. Report for: Mo. September 2001
- 2. Reporting Company: Florida Power Corporation
- 3. Plant Name: Transfer Facility - IMT

**SPECIFIED
CONFIDENTIAL**

4. Name, Title and Telephone Number of Contact
Person Concerning Data Submitted on this Form
Delmar J. Clark Jr., Business Analyst
(727) 824-6616

5. Signature of Official Submitting Report


Delmar J. Clark Jr., Business Analyst

6. Date Completed: November 15, 2001

Line No.	Supplier Name	Mine Location	Shipping Point	Transportation Mode	Tons	Effective Purchase Price (\$/Ton)	Additional Shorthaul & Loading Charges (\$/Ton)	Rail Rate (\$/Ton)	Other Rail Charges (\$/Ton)	River Barge Rate (\$/Ton)	Trans-loading Rate (\$/Ton)	Ocean Barge Rate (\$/Ton)	Other Water Charges (\$/Ton)	Other Related Charges (\$/Ton)	Transportation Charges (\$/Ton)	F.O.B.
																Plant Price (\$/Ton)
(a)	(b)	(c)	(d)	(e)	(f)	(g)	(h)	(i)	(j)	(k)	(l)	(m)	(n)	(o)	(p)	(q)
1	Glencore Mining, LLC	50 , IM , 999	Murmansk, Ru	GB	74,362	\$40.15	N/A	N/A	N/A	N/A	N/A	N/A	N/A	N/A	\$5.13	\$45.28
2	Inter-American Coal, Inc.	50 , IM , 999	Paez, Ven	GB	42,866	\$45.15	N/A	N/A	N/A	N/A	N/A	N/A	N/A	N/A	\$5.13	\$50.28
3	Pen Coal Company	08 , Ky , 159	Martin, Ky	B	8,211	\$29.77	N/A	N/A	N/A	N/A	N/A	N/A	N/A	N/A	\$19.91	\$49.68
4	Pen Coal Company	08 , Wv , 99	Wayne, Wv	B	8,863	\$29.77	N/A	N/A	N/A	N/A	N/A	N/A	N/A	N/A	\$19.91	\$49.68
5	Black Hawk Synfuel, LLC	08 , Wv , 39	Kanawha, Wv	B	42,954	\$46.25	N/A	N/A	N/A	N/A	N/A	N/A	N/A	N/A	\$19.91	\$66.16
6	Black Hawk Synfuel, LLC	08 , Wv , 39	Kanawha, Wv	B	61,433	\$43.00	N/A	N/A	N/A	N/A	N/A	N/A	N/A	N/A	\$19.91	\$62.91
7	New River Synfuel, LLC	08 , Wv , 39	Kanawha, Wv	B	58,994	\$22.20	N/A	N/A	N/A	N/A	N/A	N/A	N/A	N/A	\$19.91	\$42.11


**MONTHLY REPORT OF COST AND QUALITY OF COAL FOR ELECTRIC PLANTS
ORIGIN, TONNAGE, DELIVERED PRICE AND AS RECEIVED QUALITY**

- 1. Report for: Mo. September 2001
- 2. Reporting Company: Florida Power Corporation
- 3. Plant Name: Crystal River 1 & 2

**SPECIFIED
CONFIDENTIAL**

- 4. Name, Title and Telephone Number of Contact Person Concerning Data Submitted on this Form
Delmar J. Clark Jr., Business Analyst
(727) 824-6616

- 5. Signature of Official Submitting Report


Delmar J. Clark Jr., Business Analyst

- 6. Date Completed: November 15, 2001

Line No.	Supplier Name	Mine Location	Shipping Point	Transportation Mode	Tons	Effective Purchase Price (\$/Ton)	Additional Shorthaul & Loading Charges (\$/Ton)	Rail Rate (\$/Ton)	Other Rail Charges (\$/Ton)	River Barge Rate (\$/Ton)	Trans-loading Rate (\$/Ton)	Ocean Barge Rate (\$/Ton)	Other Water Charges (\$/Ton)	Other Related Charges (\$/Ton)	Transportation Charges (\$/Ton)	F.O.B. Plant Price (\$/Ton)
1	AEI Coal Sales Co., Inc.	08 , Ky , 193	Perry, Ky	UR	31,030	\$24.70	N/A	\$16.71	\$2.84	N/A	N/A	N/A	\$0.00	\$0.00	\$19.55	\$44.25
2	Alliance Coal Sales Corp.	08 , Ky , 195	Pike, Ky	UR	9,780	\$45.00	N/A	\$17.13	\$2.84	N/A	N/A	N/A	\$0.00	\$0.00	\$19.97	\$64.97
3	Consolidated Coal Sales	08 , Ky , 133	Letcher, Ky	UR	29,773	\$24.75	N/A	\$15.68	\$2.84	N/A	N/A	N/A	\$0.00	\$0.00	\$18.52	\$43.27
4	Created Mining, LLC	08 , Ky , 51	Clay, Ky	UR	9,426	\$45.50	N/A	\$15.55	\$2.84	N/A	N/A	N/A	\$0.00	\$0.00	\$18.39	\$63.89
5	A. T. Massey Coal Company	08 , Ky , 195	Pike, Ky	UR	29,957	\$24.95	N/A	\$15.68	\$2.84	N/A	N/A	N/A	\$0.00	\$0.00	\$18.52	\$43.47
6	Peabody Coal Sales	08 , Ky , 119	Knott, Ky	UR	9,984	\$28.64	N/A	\$15.68	\$2.84	N/A	N/A	N/A	\$0.00	\$0.00	\$18.52	\$47.16
7	Transfer Facility	N/A	Plaquemines Parrish, La	OB	N/A	\$0.00	N/A	N/A	N/A	N/A	N/A	N/A	\$0.00	\$0.00	N/A	N/A

**MONTHLY REPORT OF COST AND QUALITY OF COAL FOR ELECTRIC PLANTS
ORIGIN, TONNAGE, DELIVERED PRICE AND AS RECEIVED QUALITY**

- 1. Report for: Mo. September 2001
- 2. Reporting Company: Florida Power Corporation
- 3. Plant Name: Crystal River 4 & 5

**SPECIFIED
CONFIDENTIAL**

- 4. Name, Title and Telephone Number of Contact Person Concerning Data Submitted on this Form
Delmar J. Clark Jr., Business Analyst
(727) 824-6616

- 5. Signature of Official Submitting Report


Delmar J. Clark Jr., Business Analyst

- 6. Date Completed: November 15, 2001

Line No.	Supplier Name	Mine Location	Shipping Point	Transportation Mode	Tons	Effective Purchase Price (\$/Ton)	Additional Shorthaul & Loading Charges (\$/Ton)	Rail Rate (\$/Ton)	Other Rail Charges (\$/Ton)	River Barge Rate (\$/Ton)	Trans-loading Rate (\$/Ton)	Ocean Barge Rate (\$/Ton)	Other Water Charges (\$/Ton)	Other Related Charges (\$/Ton)	Transportation Charges (\$/Ton)	F.O.B.
																Plant Price (\$/Ton)
(a)	(b)	(c)	(d)	(e)	(f)	(g)	(h)	(i)	(j)	(k)	(l)	(m)	(n)	(o)	(p)	(q)
1	Alliance Coal Sales Corp.	08 , Ky , 195	Pike, Ky	UR	9,551	\$27.25	N/A	\$15.68	\$2.85	N/A	N/A	N/A	\$0.00	\$0.00	\$18.53	\$45.78
2	Created Mining, LLC	08 , Ky , 51	Clay, Ky	UR	10,302	\$52.10	N/A	\$17.00	\$2.85	N/A	N/A	N/A	\$0.00	\$0.00	\$19.85	\$71.95
3	Created Mining, LLC	08 , Ky , 51	Clay, Ky	UR	9,561	\$52.10	N/A	\$15.55	\$2.85	N/A	N/A	N/A	\$0.00	\$0.00	\$18.40	\$70.50
4	Powell Mountain Coal Company	08 , Ky , 119	Knott, Ky	UR	39,790	\$32.76	N/A	\$16.05	\$2.85	N/A	N/A	N/A	\$0.00	\$0.00	\$18.90	\$51.66
5	Quaker Coal Company, Inc.	08 , Ky , 195	Pike, Ky	UR	20,567	\$32.50	N/A	\$15.68	\$2.85	N/A	N/A	N/A	\$0.00	\$0.00	\$18.53	\$51.03
6	Transfer Facility	N/A	Plaquemines Parrish, La	OB	146,220	\$50.25	N/A	N/A	N/A	N/A	N/A	N/A	\$0.00	\$0.00	\$9.54	\$59.79


**MONTHLY REPORT OF COST AND QUALITY OF COAL FOR ELECTRIC PLANTS
REPORT OF ADJUSTMENTS TO PREVIOUS COAL DELIVERIES**

- 1. Report for: Mo. September 2001
- 2. Reporting Company: Florida Power Corporation
- 3. Plant Name: Transfer Facility - IMT

**SPECIFIED
CONFIDENTIAL**

4. Name, Title and Telephone Number of Contact Person Concerning Data Submitted on this Form
Delmar J. Clark Jr., Business Analyst
(727) 824-6616

5. Signature of Official Submitting Report


Delmar J. Clark Jr., Business Analyst

6. Date Completed: November 15, 2001

Line No.	Month Reported	Form Plant Name	Intended Generating Plant	Supplier	Original Line Number	Old Volume (tons)	Form No.	Column Title	Old Value	New Value	New F.O.B. Plant Price	Reason for Revision
(a)	(b)	(c)	(d)	(e)	(f)	(g)	(h)	(i)	(j)	(k)	(l)	(m)
1	08/01	Transfer Facility-IMT		Pen Coal Company	1	8,210	2A	(k) Quality Adjustments	\$ -	\$ 0.23	\$49.91	Quality Adjustment ✓
2	08/01	Transfer Facility-IMT		Pen Coal Company	2	16,162	2A	(k) Quality Adjustments	\$ -	\$ 0.07	\$49.75	Quality Adjustment ✓
3	08/01	Transfer Facility-IMT		Black Hawk Synfuel, LLC	4	60,075	2A	(k) Quality Adjustments	\$ -	\$ 0.38	\$63.29	Quality Adjustment ✓
4	08/01	Transfer Facility-IMT		Black Hawk Synfuel, LLC	4	60,075	2	(f) Tons <i>(see line above)</i>	60,075	60,215	\$63.29	Tonnage Adjustment ✓
5	08/01	sfer Facility-IMT		New River Synfuel, LLC	5	61,044	2A	(k) Quality Adjustments	\$ -	\$ (0.68)	\$41.43	Quality Adjustment ✓

MONTHLY REPORT OF COST AND QUALITY OF COAL FOR ELECTRIC PLANTS
 REPORT OF ADJUSTMENTS TO PREVIOUS COAL DELIVERIES

**SPECIFIED
 CONFIDENTIAL**

- 1. Report for: Mo. September 2001
- 2. Reporting Company: Florida Power Corporation
- 3. Plant Name: Crystal River 1 & 2

4. Name, Title and Telephone Number of Contact
 Person Concerning Data Submitted on this Form
 Delmar J. Clark Jr., Business Analyst
 (727) 824-6616

5. Signature of Official Submitting Report


 Delmar J. Clark Jr., Business Analyst

6. Date Completed: November 15, 2001

Line No.	Month Reported	Form Plant Name	Intended Generating Plant	Supplier	Original Line Number	Old Volume (tons)	Form No.	Column Title	Old Value	New Value	New F.O.B. Plant Price	Reason for Revision
(a)	(b)	(c)	(d)	(e)	(f)	(g)	(h)	(i)	(j)	(k)	(l)	(m)
1	07/01	CR1&2	CR1&2	PSEG Energy Resources & Trade	8	9,779	2A	(k) Quality Adjustments	\$ -	\$ 0.21	\$ 69.23	Quality Adjustment ✓
2	08/01	CR1&2	CR1&2	Quaker Coal Company, Inc.	11	9,320	2A	(k) Quality Adjustments	\$ -	\$ 0.54	\$ 46.98	Quality Adjustment ✓
3	08/01	CR1&2	CR1&2	Quaker Coal Company, Inc.	12	10,216	2A	(k) Quality Adjustments	\$ -	\$ (0.07)	\$ 46.77	Quality Adjustment ✓
4	08/01	CR1&2	CR1&2	Created Mining, LLC	5	10,078	2A	(k) Quality Adjustments	\$ -	\$ 1.51	\$ 69.07	Quality Adjustment ✓


**MONTHLY REPORT OF COST AND QUALITY OF COAL FOR ELECTRIC PLANTS
REPORT OF ADJUSTMENTS TO PREVIOUS COAL DELIVERIES**

- 1. Report for: Mo. September 2001
- 2. Reporting Company: Florida Power Corporation
- 3. Plant Name: Crystal River 4 & 5

**SPECIFIED
CONFIDENTIAL**

4. Name, Title and Telephone Number of Contact Person Concerning Data Submitted on this Form
Delmar J. Clark Jr., Business Analyst
(727) 824-6616

5. Signature of Official Submitting Report


Delmar J. Clark Jr., Business Analyst

6. Date Completed: November 15, 2001

Line No.	Month Reported	Form Plant Name	Intended Generating Plant	Supplier	Original Line Number	Old Volume (tons)	Form No.	Column Title	Old Value	New Value	New F.O.B. Plant Price	Reason for Revision
(a)	(b)	(c)	(d)	(e)	(f)	(g)	(h)	(i)	(j)	(k)	(l)	(m)
1	07/01	CR4&5	CR4&5	Alliance Coal Sales Corp.	1	9,237	2A	(k) Quality Adjustments	\$ -	\$ 1.08	\$ 46.36	Quality Adjustment ✓
2	08/01	CR4&5	CR4&5	Alliance Coal Sales Corp.	1	38,971	2A	(k) Quality Adjustments	\$ -	\$ 0.93	\$ 45.75	Quality Adjustment ✓
3	08/01	CR4&5	CR4&5	Quaker Coal Company, Inc.	4	9,753	2A	(k) Quality Adjustments	\$ -	\$ (0.20)	\$ 49.87	Quality Adjustment ✓
4	08/01	CR4&5	CR4&5	Quaker Coal Company, Inc.	5	29,585	2A	(k) Quality Adjustments	\$ -	\$ 0.04	\$ 50.11	Quality Adjustment ✓