

CONFIDENTIAL

05000-ET

FPSC FORM 423-1

MONTHLY REPORT OF COST AND QUALITY OF FUEL FOR ELECTRIC PLANTS  
ORIGIN, VOLUME, DELIVERED PRICE AND AS RECEIVED QUALITY

1. REPORTING MONTH: 11/2002  
2. REPORTING COMPANY: FLORIDA POWER

3. NAME, TITLE & TELEPHONE NUMBER OF CONTACT PERSON CONCERNING DATA.  
SUBMITTED ON THIS FORM: JIMMY L. WILSON, PROJECT ANALYST (919) 546-2132  
4. SIGNATURE OF OFFICIAL SUBMITTED REPORT:

PAM MURPHY- DIRECTOR GAS &&& OIL

5. DATE COMPLETED: 01/16/2003

| LINE NO. | PLANT NAME                      | SUPPLIER NAME                  | SHIPPING POINT                     | PURCHASE TYPE | DELIVERY LOCATION | DELIVERY DATE | DELIVERY TYPE | SULFUR CONTENT (%) | BTU CONTENT (Btu/gal) | VOLUME (Bbls) | DELIVERED PRICE (\$/Bbl) |
|----------|---------------------------------|--------------------------------|------------------------------------|---------------|-------------------|---------------|---------------|--------------------|-----------------------|---------------|--------------------------|
| (a)      | (b)                             | (c)                            | (d)                                | (e)           | (f)               | (g)           | (h)           | (i)                | (j)                   | (k)           | (l)                      |
| 1        | Anclote                         | BP AMOCO                       | BP Amoco Tampa, FL                 | MTC           | FOB PLANT         | 11/2002       | FO2           | 0.49               | 139,409               | 1,077         | \$34.1493                |
| 2        | Avon Park Peakers               | BP AMOCO                       | BP Amoco Tampa, FL                 | MTC           | FOB PLANT         | 11/2002       | FO2           | 0.49               | 139,409               | 1,239         | \$35.6624                |
| 3        | Bartow Peakers                  | Central Oil                    | Central Oil Tampa, FL              | MTC           | FOB PLANT         | 11/2002       | FO2           | 0.48               | 139,000               | 10,950        | \$34.0709                |
| 4        | Bartow Steam Plant              | RIO ENERGY INTERNATIONAL, INC. | Rio Energy Intl', Inc. Houston, TX | MTC           | FOB TERMINAL      | 11/2002       | FO6           | 1.80               | 157,897               | 104,539       | \$21.3000                |
| 5        | Bartow Steam Plant              | RIO ENERGY INTERNATIONAL, INC. | Rio Energy Intl', Inc. Houston, TX | MTC           | FOB TERMINAL      | 11/2002       | FO6           | 1.43               | 156,886               | 335,497       | \$27.2500                |
| 6        | Bartow Steam Plant              | RIO ENERGY INTERNATIONAL, INC. | Rio Energy Intl', Inc. Houston, TX | MTC           | FOB TERMINAL      | 11/2002       | FO6           | 2.24               | 158,384               | 113,925       | \$21.3000                |
| 7        | <del>Bayboro Peakers</del>      | <del>NO DELIVERIES</del>       |                                    |               |                   |               |               |                    |                       |               |                          |
| 8        | Crystal River                   | BP AMOCO                       | BP Amoco Tampa, FL                 | MTC           | FOB PLANT         | 11/2002       | FO2           | 0.49               | 139,484               | 711           | \$35.2695                |
| 9        | Crystal River                   | BP AMOCO                       | BP Amoco Tampa, FL                 | MTC           | FOB PLANT         | 11/2002       | FO2           | 0.49               | 139,409               | 8,195         | \$35.2115                |
| 10       | Debary Peakers                  | BP AMOCO                       | BP Amoco Taft, FL                  | MTC           | FOB PLANT         | 11/2002       | FO2           | 0.26               | 138,929               | 26,093        | \$33.7298                |
| 11       | <del>Higgins Peakers</del>      | <del>NO DELIVERIES</del>       |                                    |               |                   |               |               |                    |                       |               |                          |
| 12       | <del>Hines Energy Complex</del> | <del>NO DELIVERIES</del>       |                                    |               |                   |               |               |                    |                       |               |                          |
| 13       | Intercession City Peakers       | BP AMOCO                       | BP Amoco Tampa, FL                 | MTC           | FOB PLANT         | 11/2002       | FO2           | 0.19               | 138,616               | 89,426        | \$34.9995                |
| 14       | <del>Rio Pinar Peakers</del>    | <del>NO DELIVERIES</del>       |                                    |               |                   |               |               |                    |                       |               |                          |
| 15       | Suwannee Peakers                | BP AMOCO                       | BP Amoco Bainbridge, GA            | MTC           | FOB PLANT         | 11/2002       | FO2           | 0.43               | 139,269               | 7,845         | \$35.4825                |
| 16       | Suwannee Peakers                | Sommers Oil Co.                | Bainbridge, Sommers, GA            | MTC           | FOB PLANT         | 11/2002       | FO2           | 0.49               | 139,409               | 3,242         | \$35.4870                |
| 17       | Suwannee Steam Plant            | Coastal Refining & Mrk, Inc.   | Coastal Refining Manatee, FL       | MTC           | FOB PLANT         | 11/2002       | FO6           | 1.00               | 152,595               | 2,000         | \$35.0500                |
| 18       | Suwannee Steam Plant            | Coastal Refining & Mrk, Inc.   | Coastal Refining Manatee, FL       | MTC           | FOB PLANT         | 11/2002       | FO6           | 1.00               | 152,595               | 590           | \$35.0569                |
| 19       | Suwannee Steam Plant            | Four Way Oil Company, Inc.     | Four Way Oil Co. Cairo, GA         | MTC           | FOB PLANT         | 11/2002       | FO6           | 0.74               | 144,843               | 3,500         | \$22.5704                |

3-7-05  
HL

CONFIDENTIAL  
DECLASSIFIED

AT NUMBER - DATE

01471 FEB 13 03

FPSC-COMMISSION CLERK



MONTHLY REPORT OF COST AND QUALITY OF FUEL FOR ELECTRIC PLANTS  
ORIGIN, VOLUME, DELIVERED PRICE AND AS RECEIVED QUALITY

1. REPORTING MONTH: 11/2002  
2. REPORTING COMPANY: FLORIDA POWER CORPORATION

3. NAME, TITLE TELEPHONE NUMBER OF CONTACT PERSON CONCERNING DATA

SUBMITTED ON THIS FORM: JIMMY L. WILSON, PROJECT ANALYST (919) 546-2132

4. SIGNATURE OF OFFICIAL SUBMITTED REPORT:

*Jam Y. Murphy*  
PAM MURPHY - DIRECTOR GAS & OIL TRADING

5. DATE COMPLETED: 01/16/2003

| LINE NO | PLANT NAME                | SUPPLIER NAME                | DELIVERY LOCATION | DELIVERY DATE | TYPE OIL | VOLUME (Bbl) | INVOICE PRICE | INVOICE AMOUNT | NET DISCOUNT | NET AMOUNT | NET PRICE | QUALITY ADJUST | EFFECTIVE PURCHASE PRICE | TO TERMINAL | ADDITIONAL TRANSPORT | OTHER CHARGES | DELIVERED PRICE |
|---------|---------------------------|------------------------------|-------------------|---------------|----------|--------------|---------------|----------------|--------------|------------|-----------|----------------|--------------------------|-------------|----------------------|---------------|-----------------|
|         |                           |                              |                   |               |          |              | (\$/Bbl)      | (\$)           | (\$)         | (\$/Bbl)   | (\$/Bbl)  | (\$/Bbl)       | (\$/Bbl)                 | (\$/Bbl)    | (\$/Bbl)             | (\$/Bbl)      | (\$/Bbl)        |
| 1       | Anclote                   | BP AMOCO                     | FOB PLANT         | 11/2002       | FO2      | 1,077        | 6,778.75      | \$0.00         | 6,778.75     | \$34.15    | \$0.00    | \$0.00         | \$0.00                   | \$34.15     | \$0.00               | \$34.15       | \$34.15         |
| 2       | Avon Park Peakers         | BP AMOCO                     | FOB PLANT         | 11/2002       | FO2      | 1,239        | 4,185.68      | \$0.00         | 4,185.68     | \$35.66    | \$0.00    | \$0.00         | \$0.00                   | \$35.66     | \$0.00               | \$35.66       | \$35.66         |
| 3       | Bartow Peakers            | Central Oil                  | FOB PLANT         | 11/2002       | FO2      | 10,950       | 3,076.89      | \$0.00         | 3,076.89     | \$34.07    | \$0.00    | \$0.00         | \$0.00                   | \$34.07     | \$0.00               | \$34.07       | \$34.07         |
| 4       | Bartow Steam Plant        | RIO ENERGY INTERNATIONAL     | FOB TERMI         | 11/2002       | FO6      | 104,539      | 6,680.70      | \$0.00         | 6,680.70     | \$21.30    | \$0.00    | \$0.00         | \$0.00                   | \$21.30     | \$0.00               | \$21.30       | \$21.30         |
| 5       | Bartow Steam Plant        | RIO ENERGY INTERNATIONAL     | FOB TERMI         | 11/2002       | FO6      | 335,497      | 2,293.25      | \$0.00         | 2,293.25     | \$27.25    | \$0.00    | \$0.00         | \$0.00                   | \$27.25     | \$0.00               | \$27.25       | \$27.25         |
| 6       | Bartow Steam Plant        | RIO ENERGY INTERNATIONAL     | FOB TERMI         | 11/2002       | FO6      | 113,925      | 6,602.50      | \$0.00         | 6,602.50     | \$21.30    | \$0.00    | \$0.00         | \$0.00                   | \$21.30     | \$0.00               | \$21.30       | \$21.30         |
| 7       | Bayboro Peakers           | NO DELIVERIES                |                   |               |          |              |               |                |              |            |           |                |                          |             |                      |               |                 |
| 8       | Crystal River             | BP AMOCO                     | FOB PLANT         | 11/2002       | FO2      | 711          | 5,076.63      | \$0.00         | 5,076.63     | \$35.27    | \$0.00    | \$0.00         | \$0.00                   | \$35.27     | \$0.00               | \$35.27       | \$35.27         |
| 9       | Crystal River             | BP AMOCO                     | FOB PLANT         | 11/2002       | FO2      | 8,195        | 8,558.85      | \$0.00         | 8,558.85     | \$35.21    | \$0.00    | \$0.00         | \$0.00                   | \$35.21     | \$0.00               | \$35.21       | \$35.21         |
| 10      | Debary Peakers            | BP AMOCO                     | FOB PLANT         | 11/2002       | FO2      | 26,093       | 0,111.44      | \$0.00         | 0,111.44     | \$33.73    | \$0.00    | \$0.00         | \$0.00                   | \$33.73     | \$0.00               | \$33.73       | \$33.73         |
| 11      | Higgins Peakers           | NO DELIVERIES                |                   |               |          |              |               |                |              |            |           |                |                          |             |                      |               |                 |
| 12      | Hines Energy Complex      | NO DELIVERIES                |                   |               |          |              |               |                |              |            |           |                |                          |             |                      |               |                 |
| 13      | Intercession City Peakers | BP AMOCO                     | FOB PLANT         | 11/2002       | FO2      | 89,426       | 2,317.90      | \$0.00         | 2,317.90     | \$35.00    | \$0.00    | \$0.00         | \$0.00                   | \$35.00     | \$0.00               | \$35.00       | \$35.00         |
| 14      | Rio Pinar Peakers         | NO DELIVERIES                |                   |               |          |              |               |                |              |            |           |                |                          |             |                      |               |                 |
| 15      | Suwannee Peakers          | BP AMOCO                     | FOB PLANT         | 11/2002       | FO2      | 7,845        | 8,359.94      | \$0.00         | 8,359.94     | \$35.48    | \$0.00    | \$0.00         | \$0.00                   | \$35.48     | \$0.00               | \$35.48       | \$35.48         |
| 16      | Suwannee Peakers          | Sommers Oil Co.              | FOB PLANT         | 11/2002       | FO2      | 3,242        | 5,048.82      | \$0.00         | 5,048.82     | \$35.49    | \$0.00    | \$0.00         | \$0.00                   | \$35.49     | \$0.00               | \$35.49       | \$35.49         |
| 17      | Suwannee Steam Plant      | Coastal Refining & Mrk, Inc. | FOB PLANT         | 11/2002       | FO6      | 2,000        | 0,100.01      | \$0.00         | 0,100.01     | \$35.05    | \$0.00    | \$0.00         | \$0.00                   | \$35.05     | \$0.00               | \$35.05       | \$35.05         |
| 18      | Suwannee Steam Plant      | Coastal Refining & Mrk, Inc. | FOB PLANT         | 11/2002       | FO6      | 590          | 0,683.55      | \$0.00         | 0,683.55     | \$35.06    | \$0.00    | \$0.00         | \$0.00                   | \$35.06     | \$0.00               | \$35.06       | \$35.06         |
| 19      | Suwannee Steam Plant      | Four Way Oil Company, Inc.   | FOB PLANT         | 11/2002       | FO6      | 3,500        | 8,996.54      | \$0.00         | 8,996.54     | \$22.57    | \$0.00    | \$0.00         | \$0.00                   | \$22.57     | \$0.00               | \$22.57       | \$22.57         |



MONTHLY REPORT OF COST AND QUALITY OF COAL FOR ELECTRIC PLANTS  
ORIGIN, TONNAGE, DELIVERED PRICE AND AS RECEIVED QUALITY

- 1. Report for: Mo. November 2002
- 2. Reporting Company: Florida Power Corporation
- 3. Plant Name: Transfer Facility - IMT

**SPECIFIED  
CONFIDENTIAL**

- 4. Name, Title and Telephone Number of Contact Person Concerning Data Submitted on this Form  
Delmar J. Clark Jr., Business Analyst  
(727) 824-6616

- 5. Signature of Official Submitting Report

*Delmar J. Clark Jr.*  
Delmar J. Clark Jr., Lead Business Financial Analyst

- 6. Date Completed: January 15, 2003

**DECLASSIFIED**

| Line No. | Supplier Name           | Mine Location | Purchase Type | Transportation Mode | Tons                         | Effective Purchase Price (\$/Ton) | Total Transportation Cost (\$/Ton) | F.O.B. Plant Price (\$/Ton) | As Received Coal Quality |                      |                 |                      |
|----------|-------------------------|---------------|---------------|---------------------|------------------------------|-----------------------------------|------------------------------------|-----------------------------|--------------------------|----------------------|-----------------|----------------------|
|          |                         |               |               |                     |                              |                                   |                                    |                             | Percent Sulfur (%)       | Btu Content (Btu/lb) | Percent Ash (%) | Percent Moisture (%) |
| (a)      | (b)                     | (c)           | (d)           | (e)                 | (f)                          | (g)                               | (h)                                | (i)                         | (j)                      | (k)                  | (l)             | (m)                  |
| 1        | Black Hawk Synfuel, LLC | 08 , Wv , 39  | S             | B                   | <i>(1876)</i> 3,602 <i>B</i> | \$46.25                           | \$19.82                            | \$66.07                     | 0.70                     | 12,370               | 11.09           | 7.05                 |
| 2        | Black Hawk Synfuel, LLC | 08 , Wv , 39  | S             | B                   | <i>(8820)</i> 7,095 <i>M</i> | \$43.00                           | \$19.82                            | \$62.82                     | 0.67                     | 12,245               | 11.72           | 7.41                 |
| 3        | Black Hawk Synfuel, LLC | 08 , Wv , 39  | MTC           | B                   | ✓ 20,428 <i>M</i>            | \$35.50                           | \$19.82                            | \$55.32                     | 0.66                     | 12,303               | 11.27           | 7.79                 |
| 4        | Black Hawk Synfuel, LLC | 08 , Wv , 39  | MTC           | B                   | ✓ 27,968 <i>M</i>            | \$35.50                           | \$19.82                            | \$55.32                     | 0.66                     | 12,695               | 9.41            | 7.28                 |
| 5        | Kanawha River Terminal  | 08 , Wv , 39  | STC           | B                   | ✓ 38,166 <i>M</i>            | \$29.64                           | \$19.82                            | \$49.46                     | 0.70                     | 12,948               | 6.77            | 8.32                 |
| 6        | Marmet Synfuel, LLC     | 08 , Wv , 39  | STC           | B                   | ✓ 29,464 <i>B</i>            | \$41.25                           | \$19.82                            | \$61.07                     | 0.73                     | 13,083               | 6.02            | 8.33                 |
|          |                         |               |               |                     | <i>126,723</i>               |                                   |                                    |                             |                          |                      |                 |                      |


*adj for sep reported*

MONTHLY REPORT OF COST AND QUALITY OF COAL FOR ELECTRIC PLANTS  
ORIGIN, TONNAGE, DELIVERED PRICE AND AS RECEIVED QUALITY

- 1. Report for: Mo. November 2002
- 2. Reporting Company: Florida Power Corporation
- 3. Plant Name: Crystal River 1 & 2

4. Name, Title and Telephone Number of Contact Person Concerning Data Submitted on this Form  
Delmar J. Clark Jr., Business Analyst  
(727) 824-6616

5. Signature of Official Submitting Report

  
Delmar J. Clark Jr., Lead Business Financial Analyst

6. Date Completed: January 15, 2003

SPECIFIED  
CONFIDENTIAL

**DECLASSIFIED**

| Line No. | Supplier Name                   | Mine Location | Purchase Type | Transportation Mode | Tons    | Effective Purchase Price (\$/Ton) | Total Transportation Cost (\$/Ton) | F.O.B. Plant Price (\$/Ton) | As Received Coal Quality |                      |                 |                      |
|----------|---------------------------------|---------------|---------------|---------------------|---------|-----------------------------------|------------------------------------|-----------------------------|--------------------------|----------------------|-----------------|----------------------|
|          |                                 |               |               |                     |         |                                   |                                    |                             | Percent Sulfur (%)       | Btu Content (Btu/lb) | Percent Ash (%) | Percent Moisture (%) |
| (a)      | (b)                             | (c)           | (d)           | (e)                 | (f)     | (g)                               | (h)                                | (i)                         | (j)                      | (k)                  | (l)             | (m)                  |
| 1        | Consolidated Coal Sales         | 08 , Ky , 133 | MTC           | UR                  | 18,761  | \$38.25                           | \$17.45                            | \$55.70                     | 1.19                     | 12,635               | 9.17            | 6.57                 |
| 2        | Consolidated Coal Sales         | 08 , Ky , 119 | MTC           | UR                  | 78,160  | \$38.25                           | \$17.45                            | \$55.70                     | 1.24                     | 12,737               | 8.36            | 7.02                 |
| 3        | Massey Coal Sales Company, Inc. | 08 , Ky , 195 | MTC           | UR                  | 34,711  | \$38.25                           | \$17.45                            | \$55.70                     | 0.98                     | 12,475               | 9.39            | 7.03                 |
| 4        | Quaker Coal Company, Inc.       | 08 , Ky , 195 | MTC           | UR                  | 60,602  | \$37.75                           | \$17.45                            | \$55.20                     | 1.07                     | 12,706               | 9.80            | 5.73                 |
| 5        | Transfer Facility               | N/A           | N/A           | OB                  | N/A     | N/A                               | N/A                                | N/A                         | N/A                      | N/A                  | N/A             | N/A                  |
|          |                                 |               |               |                     | 192,234 |                                   |                                    |                             |                          |                      |                 |                      |

**MONTHLY REPORT OF COST AND QUALITY OF COAL FOR ELECTRIC PLANTS  
ORIGIN, TONNAGE, DELIVERED PRICE AND AS RECEIVED QUALITY**

- 1. Report for: Mo. November 2002
- 2. Reporting Company: Florida Power Corporation
- 3. Plant Name: Crystal River 4 & 5

4. Name, Title and Telephone Number of Contact  
Person Concerning Data Submitted on this Form  
Delmar J. Clark Jr., Business Analyst  
(727) 824-6616

**SPECIFIED  
CONFIDENTIAL**

5. Signature of Official Submitting Report

**DECLASSIFIED**

*Delmar J. Clark Jr.*  
Delmar J. Clark Jr., Lead Business Financial Analyst

6. Date Completed: January 15, 2003


| Line No. | Supplier Name                | Mine Location | Purchase Type | Transportation Mode | Tons           | Effective Purchase Price (\$/Ton) | Total Transportation Cost (\$/Ton) | F.O.B. Plant Price (\$/Ton) | As Received Coal Quality |                      |                 |                      |
|----------|------------------------------|---------------|---------------|---------------------|----------------|-----------------------------------|------------------------------------|-----------------------------|--------------------------|----------------------|-----------------|----------------------|
|          |                              |               |               |                     |                |                                   |                                    |                             | Percent Sulfur (%)       | Btu Content (Btu/lb) | Percent Ash (%) | Percent Moisture (%) |
| (a)      | (b)                          | (c)           | (d)           | (e)                 | (f)            | (g)                               | (h)                                | (i)                         | (j)                      | (k)                  | (l)             | (m)                  |
| 1        | Alliance Coal Sales Corp.    | 08 , Ky , 195 | MTC           | UR                  | 16,692         | \$40.00                           | \$17.44                            | \$57.44                     | 0.60                     | 12,823               | 7.90            | 6.64                 |
| 2        | Alliance Coal Sales Corp.    | 08 , Ky , 195 | MTC           | UR                  | 22,096         | \$36.50                           | \$17.44                            | \$53.94                     | 0.64                     | 12,738               | 8.25            | 6.67                 |
| 3        | Amvest Coal Sales, Inc.      | 08 , Wv , 67  | MTC           | UR                  | 9,015          | \$40.00                           | \$18.78                            | \$58.78                     | 0.66                     | 12,509               | 11.03           | 6.02                 |
| 4        | Massey Coal Sales Co., Inc.  | 08 , Wv , 45  | LTC           | UR                  | 29,228         | \$38.50                           | \$18.78                            | \$57.28                     | 0.74                     | 12,670               | 10.27           | 6.16                 |
| 5        | Massey Coal Sales Co., Inc.  | 08 , Wv , 45  | LTC           | UR                  | 18,919         | \$37.50                           | \$18.78                            | \$56.28                     | 0.64                     | 11,626               | 14.17           | 7.29                 |
| 6        | Powell Mountain Coal Company | 08 , Ky , 119 | LTC           | UR                  | 19,469         | \$34.08                           | \$17.82                            | \$51.90                     | 0.68                     | 12,649               | 8.84            | 7.02                 |
| 7        | Quaker Coal Company, Inc.    | 08 , Ky , 195 | LTC           | UR                  | 29,758         | \$37.00                           | \$17.44                            | \$54.44                     | 0.68                     | 12,575               | 10.03           | 6.76                 |
| 8        | Transfer Facility            | N/A           | N/A           | OB                  | 110,064        | \$54.55                           | \$9.49                             | \$64.04                     | 0.70                     | 12,381               | 8.30            | 9.83                 |
|          |                              |               |               |                     | <u>255,241</u> |                                   |                                    |                             |                          |                      |                 |                      |

MONTHLY REPORT OF COST AND QUALITY OF COAL FOR ELECTRIC PLANTS  
ORIGIN, TONNAGE, DELIVERED PRICE AND AS RECEIVED QUALITY

- 1. Report for: Mo. November 2002
- 2. Reporting Company: Florida Power Corporation
- 3. Plant Name: Transfer Facility - IMT

4. Name, Title and Telephone Number of Contact Person Concerning Data Submitted on this Form  
Delmar J. Clark Jr., Business Analyst  
(727) 824-6616

5. Signature of Official Submitting Report

  
Delmar J. Clark Jr., Lead Business Financial Analyst

6. Date Completed: January 15, 2003

**SPECIFIED  
CONFIDENTIAL**

**DECLASSIFIED**

| Line No. | Supplier Name           | Mine Location | Purchase Type | Tons   | F.O.B. Mine Price (\$/Ton) | Short Haul & Loading Charges (\$/Ton) | Original Invoice Price (\$/Ton) | Retro-active Price Inc(Dec) (\$/Ton) | Base Price (\$/Ton) | Quality Adjustments (\$/Ton) | Effective Purchase Price (\$/Ton) |
|----------|-------------------------|---------------|---------------|--------|----------------------------|---------------------------------------|---------------------------------|--------------------------------------|---------------------|------------------------------|-----------------------------------|
| (a)      | (b)                     | (c)           | (d)           | (e)    | (f)                        | (g)                                   | (h)                             | (i)                                  | (j)                 | (k)                          | (l)                               |
| 1        | Black Hawk Synfuel, LLC | 08 , Wv , 39  | S             | 3,602  | \$46.25                    | \$0.00                                | \$46.25                         | \$0.00                               | \$46.25             | \$0.00                       | \$46.25                           |
| 2        | Black Hawk Synfuel, LLC | 08 , Wv , 39  | S             | 7,095  | \$43.00                    | \$0.00                                | \$43.00                         | \$0.00                               | \$43.00             | \$0.00                       | \$43.00                           |
| 3        | Black Hawk Synfuel, LLC | 08 , Wv , 39  | MTC           | 20,428 | \$35.50                    | \$0.00                                | \$35.50                         | \$0.00                               | \$35.50             | \$0.00                       | \$35.50                           |
| 4        | Black Hawk Synfuel, LLC | 08 , Wv , 39  | MTC           | 27,968 | \$35.50                    | \$0.00                                | \$35.50                         | \$0.00                               | \$35.50             | \$0.00                       | \$35.50                           |
| 5        | Kanawha River Terminal  | 08 , Wv , 39  | STC           | 38,166 | \$29.64                    | \$0.00                                | \$29.64                         | \$0.00                               | \$29.64             | \$0.00                       | \$29.64                           |
| 6        | Marmet Synfuel, LLC     | 08 , Wv , 39  | STC           | 29,464 | \$41.25                    | \$0.00                                | \$41.25                         | \$0.00                               | \$41.25             | \$0.00                       | \$41.25                           |



MONTHLY REPORT OF COST AND QUALITY OF COAL FOR ELECTRIC PLANTS  
ORIGIN, TONNAGE, DELIVERED PRICE AND AS RECEIVED QUALITY

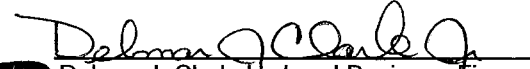
1. Report for: Mo. November 2002

2. Reporting Company: Florida Power Corporation

3. Plant Name: Crystal River 1 & 2

4. Name, Title and Telephone Number of Contact  
Person Concerning Data Submitted on this Form  
Delmar J. Clark Jr., Business Analyst  
(727) 824-6616

5. Signature of Official Submitting Report

  
Delmar J. Clark Jr., Lead Business Financial Analyst

6. Date Completed: January 15, 2003

SPECIFIED  
CONFIDENTIAL

DECLASSIFIED

| Line No. | Supplier Name                   | Mine Location | Purchase Type | Tons   | F.O.B. Mine Price (\$/Ton) | Short Haul & Loading Charges (\$/Ton) | Original Invoice Price (\$/Ton) | Retro-active Price Inc(Dec) (\$/Ton) | Base Price (\$/Ton) | Quality Adjust-ments (\$/Ton) | Effective Purchase Price (\$/Ton) |
|----------|---------------------------------|---------------|---------------|--------|----------------------------|---------------------------------------|---------------------------------|--------------------------------------|---------------------|-------------------------------|-----------------------------------|
| (a)      | (b)                             | (c)           | (d)           | (e)    | (f)                        | (g)                                   | (h)                             | (i)                                  | (j)                 | (k)                           | (l)                               |
| 1        | Consolidated Coal Sales         | 08 , Ky , 133 | MTC           | 18,761 | \$38.25                    | \$0.00                                | \$38.25                         | \$0.00                               | \$38.25             | \$0.00                        | \$38.25                           |
| 2        | Consolidated Coal Sales         | 08 , Ky , 119 | MTC           | 78,160 | \$38.25                    | \$0.00                                | \$38.25                         | \$0.00                               | \$38.25             | \$0.00                        | \$38.25                           |
| 3        | Massey Coal Sales Company, Inc. | 08 , Ky , 195 | MTC           | 34,711 | \$38.25                    | \$0.00                                | \$38.25                         | \$0.00                               | \$38.25             | \$0.00                        | \$38.25                           |
| 4        | Quaker Coal Company, Inc.       | 08 , Ky , 195 | MTC           | 60,602 | \$37.75                    | \$0.00                                | \$37.75                         | \$0.00                               | \$37.75             | \$0.00                        | \$37.75                           |
| 5        | Transfer Facility               | N/A           | N/A           | N/A    | N/A                        | N/A                                   | \$0.00                          | N/A                                  | \$0.00              | N/A                           | N/A                               |

MONTHLY REPORT OF COST AND QUALITY OF COAL FOR ELECTRIC PLANTS  
ORIGIN, TONNAGE, DELIVERED PRICE AND AS RECEIVED QUALITY


1. Report for: Mo. November 2002

2. Reporting Company: Florida Power Corporation

3. Plant Name: Crystal River 4 & 5

4. Name, Title and Telephone Number of Contact  
Person Concerning Data Submitted on this Form  
Delmar J. Clark Jr., Business Analyst  
(727) 824-6616

5. Signature of Official Submitting Report

  
Delmar J. Clark Jr., Lead Business Financial Analyst

6. Date Completed: January 15, 2003

SPECIFIED  
CONFIDENTIAL

DECLASSIFIED


| Line No. | Supplier Name                | Mine Location | Purchase Type | Tons    | F.O.B. Mine Price (\$/Ton) | Short Haul & Loading Charges (\$/Ton) | Original Invoice Price (\$/Ton) | Retro-active Price Inc(Dec) (\$/Ton) | Base Price (\$/Ton) | Quality Adjust-ments (\$/Ton) | Effective Purchase Price (\$/Ton) |
|----------|------------------------------|---------------|---------------|---------|----------------------------|---------------------------------------|---------------------------------|--------------------------------------|---------------------|-------------------------------|-----------------------------------|
| (a)      | (b)                          | (c)           | (d)           | (e)     | (f)                        | (g)                                   | (h)                             | (i)                                  | (j)                 | (k)                           | (l)                               |
| 1        | Alliance Coal Sales Corp.    | 08 , Ky , 195 | MTC           | 16,692  | \$40.00                    | \$0.00                                | \$40.00                         | \$0.00                               | \$40.00             | \$0.00                        | \$40.00                           |
| 2        | Alliance Coal Sales Corp.    | 08 , Ky , 195 | MTC           | 22,096  | \$36.50                    | \$0.00                                | \$36.50                         | \$0.00                               | \$36.50             | \$0.00                        | \$36.50                           |
| 3        | Amvest Coal Sales, Inc.      | 08 , Wv , 67  | MTC           | 9,015   | \$40.00                    | \$0.00                                | \$40.00                         | \$0.00                               | \$40.00             | \$0.00                        | \$40.00                           |
| 4        | Massey Coal Sales Co., Inc.  | 08 , Wv , 45  | LTC           | 29,228  | \$38.50                    | \$0.00                                | \$38.50                         | \$0.00                               | \$38.50             | \$0.00                        | \$38.50                           |
| 5        | Massey Coal Sales Co., Inc.  | 08 , Wv , 45  | LTC           | 18,919  | \$38.50                    | \$0.00                                | \$38.50                         | \$0.00                               | \$38.50             | (\$1.00)                      | \$37.50                           |
| 6        | Powell Mountain Coal Company | 08 , Ky , 119 | LTC           | 19,469  | \$34.08                    | \$0.00                                | \$34.08                         | \$0.00                               | \$34.08             | \$0.00                        | \$34.08                           |
| 7        | Quaker Coal Company, Inc.    | 08 , Ky , 195 | LTC           | 29,758  | \$37.00                    | \$0.00                                | \$37.00                         | \$0.00                               | \$37.00             | \$0.00                        | \$37.00                           |
| 8        | Transfer Facility            | N/A           | N/A           | 110,064 | \$54.55                    | \$0.00                                | \$54.55                         | N/A                                  | \$54.55             | N/A                           | \$54.55                           |

MONTHLY REPORT OF COST AND QUALITY OF COAL FOR ELECTRIC PLANTS  
ORIGIN, TONNAGE, DELIVERED PRICE AND AS RECEIVED QUALITY

- 1. Report for: Mo. November 2002
- 2. Reporting Company: Florida Power Corporation
- 3. Plant Name: Transfer Facility - IMT

4. Name, Title and Telephone Number of Contact  
Person Concerning Data Submitted on this Form  
Delmar J. Clark Jr., Business Analyst  
(727) 824-6616

5. Signature of Official Submitting Report

  
Delmar J. Clark Jr., Lead Business Financial Analyst

6. Date Completed: January 15, 2003

**SPECIFIED  
CONFIDENTIAL**

**DECLASSIFIED**

| Line No. | Supplier Name           | Mine Location | Shipping Point | Transportation Mode | Tons   | Effective Purchase Price (\$/Ton) | Additional Shorthaul & Loading Charges (\$/Ton) | Rail Rate (\$/Ton) | Other Rail Charges (\$/Ton) | River Barge Rate (\$/Ton) | Trans-loading Rate (\$/Ton) | Ocean Barge Rate (\$/Ton) | Other Water Charges (\$/Ton) | Other Related Charges (\$/Ton) | Transportation Charges (\$/Ton) | F.O.B. Plant Price (\$/Ton) |
|----------|-------------------------|---------------|----------------|---------------------|--------|-----------------------------------|---|--------------------|-----------------------------|---------------------------|-----------------------------|---------------------------|------------------------------|--------------------------------|---------------------------------|-----------------------------|
|          |                         |               |                |                     |        |                                   |   |                    |                             |                           |                             |                           |                              |                                |                                 |                             |
| 1        | Black Hawk Synfuel, LLC | 08 , Wv , 39  | Kanawha,Wv     | B                   | 3,602  | \$46.25                           | N/A   | N/A                | N/A                         | N/A                       | N/A                         | N/A                       | N/A                          | N/A                            | \$19.82                         | \$66.07                     |
| 2        | Black Hawk Synfuel, LLC | 08 , Wv , 39  | Kanawha,Wv     | B                   | 7,095  | \$43.00                           | N/A   | N/A                | N/A                         | N/A                       | N/A                         | N/A                       | N/A                          | N/A                            | \$19.82                         | \$62.82                     |
| 3        | Black Hawk Synfuel, LLC | 08 , Wv , 39  | Kanawha,Wv     | B                   | 20,428 | \$35.50                           | N/A   | N/A                | N/A                         | N/A                       | N/A                         | N/A                       | N/A                          | N/A                            | \$19.82                         | \$55.32                     |
| 4        | Black Hawk Synfuel, LLC | 08 , Wv , 39  | Kanawha,Wv     | B                   | 27,968 | \$35.50                           | N/A   | N/A                | N/A                         | N/A                       | N/A                         | N/A                       | N/A                          | N/A                            | \$19.82                         | \$55.32                     |
| 5        | Kanawha River Terminal  | 08 , Wv , 39  | Kanawha,Wv     | B                   | 38,166 | \$29.64                           | N/A   | N/A                | N/A                         | N/A                       | N/A                         | N/A                       | N/A                          | N/A                            | \$19.82                         | \$49.46                     |
| 6        | Marmet Synfuel, LLC     | 08 , Wv , 39  | Kanawha,Wv     | B                   | 29,464 | \$41.25                           | N/A   | N/A                | N/A                         | N/A                       | N/A                         | N/A                       | N/A                          | N/A                            | \$19.82                         | \$61.07                     |


MONTHLY REPORT OF COST AND QUALITY OF COAL FOR ELECTRIC PLANTS  
ORIGIN, TONNAGE, DELIVERED PRICE AND AS RECEIVED QUALITY

- 1. Report for: Mo. November 2002
- 2. Reporting Company: Florida Power Corporation
- 3. Plant Name: Crystal River 1 & 2

- 4. Name, Title and Telephone Number of Contact Person Concerning Data Submitted on this Form  
Delmar J. Clark Jr., Business Analyst  
(727) 824-6616

**SPECIFIED  
CONFIDENTIAL**

- 5. Signature of Official Submitting Report

  
Delmar J. Clark Jr., Lead Business Financial Analyst

- 6. Date Completed: January 15, 2003

**DECLASSIFIED**


| Line No. | Supplier Name                   | Mine Location | Shipping Point          | Transportation Mode | Tons   | Effective Purchase Price (\$/Ton) | Additional Shorthaul & Loading Charges (\$/Ton) | Rail Rate (\$/Ton) | Other Rail Charges (\$/Ton) | River Barge Rate (\$/Ton) | Trans-loading Rate (\$/Ton) | Ocean Barge Rate (\$/Ton) | Other Water Charges (\$/Ton) | Other Related Charges (\$/Ton) | Transportation Charges (\$/Ton) | F.O.B. Plant Price (\$/Ton) |
|----------|---------------------------------|---------------|-------------------------|---------------------|--------|-----------------------------------|---|--------------------|-----------------------------|---------------------------|-----------------------------|---------------------------|------------------------------|--------------------------------|---------------------------------|-----------------------------|
| (a)      | (b)                             | (c)           | (d)                     | (e)                 | (f)    | (g)                               | (h)   | (i)                | (j)                         | (k)                       | (l)                         | (m)                       | (n)                          | (o)                            | (p)                             | (q)                         |
| 1        | Consolidated Coal Sales         | 08 , Ky , 133 | Letcher, Ky             | UR                  | 18,761 | \$38.25                           | N/A   | \$15.82            | \$1.63                      | N/A                       | N/A                         | N/A                       | \$0.00                       | \$0.00                         | \$17.45                         | \$55.70                     |
| 2        | Consolidated Coal Sales         | 08 , Ky , 119 | Knott, Ky               | UR                  | 78,160 | \$38.25                           | N/A   | \$15.82            | \$1.63                      | N/A                       | N/A                         | N/A                       | \$0.00                       | \$0.00                         | \$17.45                         | \$55.70                     |
| 3        | Massey Coal Sales Company, Inc. | 08 , Ky , 195 | Pike, Ky                | UR                  | 34,711 | \$38.25                           | N/A   | \$15.82            | \$1.63                      | N/A                       | N/A                         | N/A                       | \$0.00                       | \$0.00                         | \$17.45                         | \$55.70                     |
| 4        | Quaker Coal Company, Inc.       | 08 , Ky , 195 | Pike, Ky                | UR                  | 60,602 | \$37.75                           | N/A   | \$15.82            | \$1.63                      | N/A                       | N/A                         | N/A                       | \$0.00                       | \$0.00                         | \$17.45                         | \$55.20                     |
| 5        | Transfer Facility               | N/A           | Plaquemines Parrish, La | OB                  | N/A    | N/A                               | N/A   | N/A                | N/A                         | N/A                       | N/A                         | N/A                       | \$0.00                       | \$0.00                         | N/A                             | N/A                         |

MONTHLY REPORT OF COST AND QUALITY OF COAL FOR ELECTRIC PLANTS  
ORIGIN, TONNAGE, DELIVERED PRICE AND AS RECEIVED QUALITY

- 1. Report for: Mo. November 2002
- 2. Reporting Company: Florida Power Corporation
- 3. Plant Name: Crystal River 4 & 5

4. Name, Title and Telephone Number of Contact Person Concerning Data Submitted on this Form  
Delmar J. Clark Jr., Business Analyst  
(727) 824-6616

5. Signature of Official Submitting Report

  
Delmar J. Clark Jr., Lead Business Financial Analyst

6. Date Completed: January 15, 2003

**SPECIFIED  
CONFIDENTIAL**

**DECLASSIFIED**


| Line No. | Supplier Name                | Mine Location | Shipping Point          | Transportation Mode | Tons    | Effective Purchase Price (\$/Ton) | Additional Shorthaul & Loading Charges (\$/Ton) | Rail Rate (\$/Ton) | Other Rail Charges (\$/Ton) | River Barge Rate (\$/Ton) | Trans-loading Rate (\$/Ton) | Ocean Barge Rate (\$/Ton) | Other Water Charges (\$/Ton) | Other Related Charges (\$/Ton) | Transportation Charges (\$/Ton) | F.O.B. Plant Price (\$/Ton) |
|----------|------------------------------|---------------|-------------------------|---------------------|---------|-----------------------------------|---|--------------------|-----------------------------|---------------------------|-----------------------------|---------------------------|------------------------------|--------------------------------|---------------------------------|-----------------------------|
| (a)      | (b)                          | (c)           | (d)                     | (e)                 | (f)     | (g)                               | (h)   | (i)                | (j)                         | (k)                       | (l)                         | (m)                       | (n)                          | (o)                            | (p)                             | (q)                         |
| 1        | Alliance Coal Sales Corp.    | 08 , Ky , 195 | Pike, Ky                | UR                  | 16,692  | \$40.00                           | N/A   | \$15.82            | \$1.62                      | N/A                       | N/A                         | N/A                       | \$0.00                       | \$0.00                         | \$17.44                         | \$57.44                     |
| 2        | Alliance Coal Sales Corp.    | 08 , Ky , 195 | Pike, Ky                | UR                  | 22,096  | \$36.50                           | N/A   | \$15.82            | \$1.62                      | N/A                       | N/A                         | N/A                       | \$0.00                       | \$0.00                         | \$17.44                         | \$53.94                     |
| 3        | Amvest Coal Sales, Inc.      | 08 , Wv , 67  | Nicholas, Wv            | UR                  | 9,015   | \$40.00                           | N/A   | \$17.16            | \$1.62                      | N/A                       | N/A                         | N/A                       | \$0.00                       | \$0.00                         | \$18.78                         | \$58.78                     |
| 4        | Massey Coal Sales Co., Inc.  | 08 , Wv , 45  | Logan, Wv               | UR                  | 29,228  | \$38.50                           | N/A   | \$17.16            | \$1.62                      | N/A                       | N/A                         | N/A                       | \$0.00                       | \$0.00                         | \$18.78                         | \$57.28                     |
| 5        | Massey Coal Sales Co., Inc.  | 08 , Wv , 45  | Logan, Wv               | UR                  | 18,919  | \$37.50                           | N/A   | \$17.16            | \$1.62                      | N/A                       | N/A                         | N/A                       | \$0.00                       | \$0.00                         | \$18.78                         | \$56.28                     |
| 6        | Powell Mountain Coal Company | 08 , Ky , 119 | Knott, Ky               | UR                  | 19,469  | \$34.08                           | N/A   | \$16.20            | \$1.62                      | N/A                       | N/A                         | N/A                       | \$0.00                       | \$0.00                         | \$17.82                         | \$51.90                     |
| 7        | Quaker Coal Company, Inc.    | 08 , Ky , 195 | Pike, Ky                | UR                  | 29,758  | \$37.00                           | N/A   | \$15.82            | \$1.62                      | N/A                       | N/A                         | N/A                       | \$0.00                       | \$0.00                         | \$17.44                         | \$54.44                     |
| 8        | Transfer Facility            | N/A           | Plaquemines Parrish, La | OB                  | 110,064 | \$54.55                           | N/A   | N/A                | N/A                         | N/A                       | N/A                         | N/A                       | \$0.00                       | \$0.00                         | \$9.49                          | \$64.04                     |

MONTHLY REPORT OF COST AND QUALITY OF COAL FOR ELECTRIC PLANTS  
 REPORT OF ADJUSTMENTS TO PREVIOUS COAL DELIVERIES

- 1. Report for: Mo. November 2002
- 2. Reporting Company: Florida Power Corporation
- 3. Plant Name: Transfer Facility - IMT

4. Name, Title and Telephone Number of Contact Person Concerning Data Submitted on this Form  
 Delmar J. Clark Jr., Business Analyst  
 (727) 824-6616

5. Signature of Official Submitting Report

  
 Delmar J. Clark Jr., Lead Business Financial Analyst

6. Date Completed: January 15, 2003

**SPECIFIED  
 CONFIDENTIAL**

**DECLASSIFIED**

| Line No. | Month Reported | Form Plant Name       | Intended Generating Plant | Supplier                 | Original Line Number | Old Volume (tons) | Form No. | Column Title            | Old Value | New Value | New F.O.B. Plant Price | Reason for Revision |
|----------|----------------|-----------------------|---------------------------|--------------------------|----------------------|-------------------|----------|-------------------------|-----------|-----------|------------------------|---------------------|
| (a)      | (b)            | (c)                   | (d)                       | (e)                      | (f)                  | (g)               | (h)      | (i)                     | (j)       | (k)       | (l)                    | (m)                 |
| 1        | 09/02          | Transfer Facility-IMT |                           | Guasare Coal Sales Corp. | 509 1                | 60,982            | 2A       | (k) Quality Adjustments | \$ -      | \$ 0.31   | \$55.08 ✓              | Quality Adjustment  |
| 2        | 09/02          | Transfer Facility-IMT |                           | Black Hawk Synfuel, LLC  | " 2                  | 1,553             | 2A       | (k) Quality Adjustments | \$ -      | \$ 0.75   | \$66.82 ✓              | Quality Adjustment  |
| 3        | 09/02          | Transfer Facility-IMT |                           | Black Hawk Synfuel, LLC  | " 3                  | 5,062             | 2A       | (k) Quality Adjustments | \$ -      | \$ 1.59   | \$64.41 ✓              | Quality Adjustment  |
| 4        | 09/02          | Transfer Facility-IMT |                           | Black Hawk Synfuel, LLC  | " 4                  | 35,067            | 2A       | (k) Quality Adjustments | \$ -      | \$ 0.67   | \$55.99 ✓              | Quality Adjustment  |
| 5        | 09/02          | Transfer Facility-IMT |                           | Kanawha River Terminal   | " 5                  | 66,634            | 2A       | (k) Quality Adjustments | \$ -      | \$ 0.34   | \$49.80 ✓              | Quality Adjustment  |
| 6        | 09/02          | Transfer Facility-IMT |                           | Kanawha River Terminal   | " 6                  | 89                | 2A       | (k) Quality Adjustments | \$ -      | \$ (1.68) | \$47.78 ✓              | Quality Adjustment  |
| 7        | 09/02          | Transfer Facility-IMT |                           | Marmet Synfuel, LLC      | " 7                  | 35,476            | 2A       | (k) Quality Adjustments | \$ -      | \$ (0.49) | \$60.58 ✓              | Quality Adjustment  |


MONTHLY REPORT OF COST AND QUALITY OF COAL FOR ELECTRIC PLANTS  
REPORT OF ADJUSTMENTS TO PREVIOUS COAL DELIVERIES

- 1. Report for: Mo. November 2002
- 2. Reporting Company: Florida Power Corporation
- 3. Plant Name: Crystal River 1 & 2

**SPECIFIED  
CONFIDENTIAL**

- 4. Name, Title and Telephone Number of Contact Person Concerning Data Submitted on this Form  
Delmar J. Clark Jr., Business Analyst  
(727) 824-6616

- 5. Signature of Official Submitting Report

  
Delmar J. Clark Jr., Lead Business Financial Analyst

- 6. Date Completed: January 15, 2003

**DECLASSIFIED**

| Line No. | Month Reported | Form Plant Name | Intended Generating Plant | Supplier                  | Original Line Number | Old Volume (tons) | Form No. | Column Title            | Old Value | New Value | New F.O.B. Plant Price | Reason for Revision |
|----------|----------------|-----------------|---------------------------|---------------------------|----------------------|-------------------|----------|-------------------------|-----------|-----------|------------------------|---------------------|
| (a)      | (b)            | (c)             | (d)                       | (e)                       | (f)                  | (g)               | (h)      | (i)                     | (j)       | (k)       | (l)                    | (m)                 |
| 1        | 05/02          | CR1&2           | CR1&2                     | Horizon Natural Resources | 5                    | 9,642             | 2A       | (k) Quality Adjustments | \$ -      | \$ 0.16   | \$44.00 ✓              | Quality Adjustment  |
| 2        | 09/02          | CR1&2           | CR1&2                     | Consolidated Coal Sales   | 1                    | 148,557           | 2A       | (k) Quality Adjustments | \$ -      | \$ (0.19) | \$55.48 ✓              | Quality Adjustment  |
| 3        | 09/02          | CR1&2           | CR1&2                     | Quaker Coal Company, Inc. | 3                    | 48,277            | 2A       | (k) Quality Adjustments | \$ -      | \$ 0.58   | \$55.75 ✓              | Quality Adjustment  |
| 4        | 10/02          | CR1&2           | CR1&2                     | Quaker Coal Company, Inc. | 4                    | 47,935            | 2A       | (k) Quality Adjustments | \$ -      | \$ 0.61   | \$55.75 ✓              | Quality Adjustment  |
| 5        | 08/02          | CR1&2           | CR1&2                     | Alliance Coal Sales Corp. | 4                    | 672               | 2A       | (k) Quality Adjustments | \$ -      | \$ 0.94   | \$58.67 ✓              | Quality Adjustment  |

MONTHLY REPORT OF COST AND QUALITY OF COAL FOR ELECTRIC PLANTS  
 REPORT OF ADJUSTMENTS TO PREVIOUS COAL DELIVERIES

- 1. Report for: Mo. November 2002
- 2. Reporting Company: Florida Power Corporation
- 3. Plant Name: Crystal River 4 & 5

**SPECIFIED  
 CONFIDENTIAL**

- 4. Name, Title and Telephone Number of Contact Person Concerning Data Submitted on this Form  
 Delmar J. Clark Jr., Business Analyst  
 (727) 824-6616

- 5. Signature of Official Submitting Report

*Delmar J. Clark Jr.*

Delmar J. Clark Jr., Lead Business Financial Analyst

**DECLASSIFIED**

Date Completed: January 15, 2003

| Line No. | Month Reported | Form Plant Name | Intended Generating Plant | Supplier                  | Original Line Number | Old Volume (tons) | Form No. | Column Title            | Old Value | New Value | New F.O.B. Plant Price | Reason for Revision  |
|----------|----------------|-----------------|---------------------------|---------------------------|----------------------|-------------------|----------|-------------------------|-----------|-----------|------------------------|----------------------|
| (a)      | (b)            | (c)             | (d)                       | (e)                       | (f)                  | (g)               | (h)      | (i)                     | (j)       | (k)       | (l)                    | (m)                  |
| 1        | 09/02          | CR4&5           | CR4&5                     | Quaker Coal Company, Inc. | 6                    | 33,245            | 2A       | (k) Quality Adjustments | \$ -      | \$ 0.19   | \$50.11                | ✓ Quality Adjustment |
| 2        | 09/02          | CR4&5           | CR4&5                     | Quaker Coal Company, Inc. | 7                    | 5,575             | 2A       | (k) Quality Adjustments | \$ -      | \$ 0.19   | \$56.61                | ✓ Quality Adjustment |
| 3        | 07/02          | CR4&5           | CR4&5                     | Alliance Coal Sales Corp. | 1                    | 19,520            | 2A       | (k) Quality Adjustments | \$ -      | \$ 0.50   | \$58.21                | ✓ Quality Adjustment |
| 4        | 08/02          | CR4&5           | CR4&5                     | Alliance Coal Sales Corp. | 1                    | 27,614            | 2A       | (k) Quality Adjustments | \$ -      | \$ 0.94   | \$58.68                | ✓ Quality Adjustment |
| 5        | 09/02          | CR4&5           | CR4&5                     | Alliance Coal Sales Corp. | 1                    | 29,324            | 2A       | (k) Quality Adjustments | \$ -      | \$ 0.96   | \$58.38                | ✓ Quality Adjustment |
| 6        | 09/02          | CR4&5           | CR4&5                     | Amvest Coal Sales, Inc.   | 2                    | 28,077            | 2A       | (k) Quality Adjustments | \$ -      | \$ 0.36   | \$59.16                | ✓ Quality Adjustment |
| 7        | 10/02          | CR4&5           | CR4&5                     | Amvest Coal Sales, Inc.   | 2                    | 19,717            | 2A       | (k) Quality Adjustments | \$ -      | \$ 0.32   | \$59.05                | ✓ Quality Adjustment |
| 8        | 10/02          | CR4&5           | CR4&5                     | Quaker Coal Company, Inc. | 6                    | 50,640            | 2A       | (k) Quality Adjustments | \$ -      | \$ 0.17   | \$56.56                | ✓ Quality Adjustment |
| 9        | 09/02          | CR4&5           | CR4&5                     | Peabody Coal Sales, Inc.  | 5                    | 10,420            | 2A       | (k) Quality Adjustments | \$ -      | \$ 0.91   | \$56.50                | ✓ Quality Adjustment |