

Manuel A. Gurdian  
Attorney

AT&T Florida  
150 South Monroe Street  
Room 400  
Tallahassee, Florida 32301  
(305) 347-5561

July 19, 2007

ORIGINAL

Ms. Ann Cole  
Commission Clerk  
Florida Public Service Commission  
2540 Shumard Oak Boulevard  
Tallahassee, FL 32399-0850

**Re: Docket No.: 060822-TL  
Petition of BellSouth Telecommunications, Inc. for Relief from  
Carrier-of-Last-Resort Obligations (COLR) Pursuant to Florida  
Statutes §364.025(6)(d) for two private subdivisions in Nocatee  
development**

Dear Ms. Cole:

Enclosed is an original and fifteen copies of BellSouth Telecommunications, Inc. d/b/a AT&T Florida's Request for Specified Confidential Classification for its Response to Staff's Second Set of Interrogatories, No. 31 and *Supplemental* Response to Staff's Second Set of Interrogatories, No. 31 in the captioned docket.

Copies were served to the parties shown on the attached Certificate of Service.

Sincerely,



Manuel A. Gurdian

RECEIVED-FPSC  
07 JUL 20 AM 11:21  
COMMISSION  
CLERK

- CMP
- COM
- CTR
- ECR Enclosures
- GCL
- OPC
- RCA
- SCR
- SGA
- SEC
- OTH

cc: All Parties of Record  
Jerry D. Hendrix  
E. Earl Edenfield, Jr.  
James Meza III

This confidentiality request was filed by or for a "telco" for DN 06147-07. No ruling is required unless the material is subject to a request per 119.07, FS, or is admitted in the record per Rule 25-22.006(8)(b), FAC.

(x-ref. 05741-07)

DOCUMENT NUMBER-DATE

06146 JUL 20 07

FPSC-COMMISSION CLERK

**CERTIFICATE OF SERVICE**  
**Docket No. 060822-TL**

I HEREBY CERTIFY that a true and correct copy was served via (\*) Electronic Mail (\*\*) Federal Express and First Class U. S. Mail this 19th day of July, 2007 to the following:

**Florida Public Service Commission**  
Patrick Wiggins, Staff Counsel (\*)(\*\*)  
Rick Mann, Staff Counsel (\*)(\*\*)  
2540 Shumard Oak Boulevard  
Tallahassee, Florida 32399-0850  
[pwiggins@psc.state.fl.us](mailto:pwiggins@psc.state.fl.us)  
[rmann@psc.state.fl.us](mailto:rmann@psc.state.fl.us)

**Nocatee Development Company**  
Attention: Richard T. Ray  
4314 Pablo Oaks Court  
Jacksonville, Florida 32224

Anne T. Klinepeter, Registered Agent  
4314 Pablo Oaks Court  
Jacksonville, FL 32224

**The Parc Group, Inc.**  
Attention: Richard T. Ray  
4314 Pablo Oaks Court  
Jacksonville, Florida 32224

Anne T. Klinepeter, Registered Agent  
4314 Pablo Oaks Court  
Jacksonville, FL 32224

**SONOC Company, LLC**  
Attention: Richard T. Ray  
4310 Pablo Oaks Court  
Jacksonville, Florida 32224

DDI, Inc., Registered Agent  
4310 Pablo Oaks Court  
Jacksonville, FL 32224

**Toll Jacksonville Limited Partnership**  
250 Gibraltar Road  
Horsham, PA 19044

CT Corporation System, Registered Agent  
1200 South Pine Island Road  
Plantation, FL 33324

**Pulte Home Corporation**  
c/o Jane Celofsky, Legal Dept.  
100 Bloomfield Hills Parkway  
Suite 300  
Bloomfield Hills, MI 48304

CT Corporation System, Registered Agent  
1200 South Pine Island Road  
Plantation, FL 33324

**Nocatee Development Company/SONOC Company LLC**  
M. Lynn Pappas (\*)  
c/o Pappas Law Firm  
245 Riverside Avenue, Suite 400  
Jacksonville, FL 32202  
Tel. No. (904) 353-1980  
Fax No. (904) 353-5217  
[lpapas@papnet.com](mailto:lpapas@papnet.com)

Floyd R. Self (+)(\*)(\*\*)  
Messer Caparello & Self, P.A.  
Regional Center Office Park  
2618 Centennial Place  
P.O. Box 15579 (32317)  
Tallahassee, FL 32308  
Tel. No. (850) 222-0720  
Fax. No. (850) 224-4359  
[fself@lawfla.com](mailto:fself@lawfla.com)  
Represents Nocatee

  
\_\_\_\_\_  
Manuel A. Gurdian

(+) Signed Protective Agreement

ORIGINAL

**BEFORE THE FLORIDA PUBLIC SERVICE COMMISSION**

In re: Petition of BellSouth for Relief from ) Docket No: 060822-TL  
Carrier-of-Last-Resort Obligations Pursuant )  
To Florida Statutes §364.025(6)(d) ) Filed: July 19, 2007  
\_\_\_\_\_ )

**AT&T FLORIDA'S  
REQUEST FOR SPECIFIED CONFIDENTIAL CLASSIFICATION**

COMES NOW, BellSouth Telecommunications, Inc. d/b/a AT&T Florida ("AT&T Florida"), pursuant to Rule 25-22.006, Florida Administrative Code, and Section 364.183, Florida Statutes, files its Request for Specified Confidential Classification.

1. On July 9, 2007, AT&T Florida filed its Responses to Florida Public Service Commission Staff's (hereinafter "Staff") Second Set of Interrogatories (Nos. 24-31) and Second Request for Production of Documents (Nos. 19-23) along with a Notice of Intent to Request Specified Confidential Classification. The attachment to AT&T Florida's Response to Staff's Second Set of Interrogatories, No. 31 contains information that is confidential and proprietary to AT&T Florida.

2. On July 19, 2007, AT&T Florida filed its *Supplemental* Response to Staff's Second Set of Interrogatories. The attachment to AT&T Florida's *Supplemental* Response to Staff's Second Set of Interrogatories, No. 31 contains information that is confidential and proprietary to AT&T Florida.

3. Pursuant to Rule 25-22.06(3)(a), AT&T Florida hereby files this Request for Specified Confidential Classification because the information contained in AT&T Florida's Response to Staff's Second Set of Interrogatories, No. 31 and AT&T Florida's *Supplemental* Response to Staff's Second Set of Interrogatories, No. 31 is confidential

DOCUMENT NUMBER-DATE

06146 JUL 20 08

FPSC-COMMISSION CLERK

business information related to competitive interests utilized by AT&T Florida to conduct its business. A more specific description of this information is contained in Attachment A. In addition, public disclosure of this information would cause harm to AT&T Florida. Therefore, such information should be classified as confidential business information pursuant to Section 364.183, *Florida Statutes*. Accordingly, it should be held exempt from the public disclosure requirements of Section 119.07, Florida Statutes.

4. Attachment A to AT&T Florida's Request for Confidential Classification contains an explanation of the proprietary information along with a list that identifies the location of the information designated by AT&T Florida as confidential.

5. Attachment B to AT&T Florida's Request for Confidential Classification is redacted copies of the document containing the confidential information.

6. Attachment C to AT&T Florida's Request for Confidential Classification is a highlighted copy of the document containing the confidential information.

7. The original of this Request was filed today with the Office of the Commission Clerk and a copy was served on the Parties.

WHEREFORE, based on the foregoing, AT&T Florida respectfully requests that, pursuant to Section 364.183, Florida Statutes, the Commission enter an order declaring the information described above to be confidential, proprietary business information that is not subject to public disclosure.


Respectfully submitted this 19<sup>th</sup> day of July, 2007.

AT&T FLORIDA



---

JAMES MEZA III  
AUTHORIZED HOUSE COUNSEL NO. 464260  
TRACY W. HATCH  
MANUEL A. GURDIAN  
c/o Nancy H. Sims  
150 So. Monroe Street, Suite 400  
Tallahassee, FL 32301  
(305) 347-5558



---

E. EARL EDENFIELD JR.  
AT&T Southeast  
Suite 4300, AT&T Midtown Center  
675 W. Peachtree St., NE  
Atlanta, GA 30375  
(404) 335-0763

684794

**ATTACHMENT A**

**AT&T FLORIDA  
FPSC DOCKET NO. 060822-TL  
REQUEST FOR CONFIDENTIAL CLASSIFICATION  
PAGE 1 OF 1  
7/19/2007**

**REQUEST FOR CONFIDENTIAL CLASSIFICATION OF AT&T FLORIDA'S  
RESPONSE TO STAFF'S SECOND SET OF INTERROGATORIES NO. 31,  
FILED JULY 9, 2007 IN  
FLORIDA DOCKET NO. 060822-TL**

**Explanation of Proprietary Information**

1. This information contains confidential business information related to the competitive interests of AT&T Florida that is proprietary to AT&T Florida. Specifically, this information relates to AT&T Florida's net present value and cumulative cash flow analysis that are not publicly available. Disclosure of this data would impair the competitive business and cause harm to AT&T Florida. Consequently, this information should be classified as proprietary, confidential business information pursuant to Section 364.183(3)(e), Florida Statutes and is exempt from the Open Records Act.

**Attachment to Interrogatory, Item No. 31**

<u>Location</u>	<u>Reason</u>
All numeric values, dollar amounts and percentages on all pages	1

**SUPPLEMENTAL Attachment to Interrogatory, Item No. 31**

<u>Location</u>	<u>Reason</u>
All numeric values, dollar amounts and percentages on all pages	1

**ATTACHMENT B**

**AT&T FLORIDA  
FPSC DOCKET NO. 060822-TL  
REQUEST FOR CONFIDENTIAL CLASSIFICATION  
PAGE 1 OF 1  
7/19/2007**

**REQUEST FOR CONFIDENTIAL CLASSIFICATION OF AT&T FLORIDA'S  
RESPONSE TO STAFF'S SECOND SET OF INTERROGATORIES NO. 31,  
FILED JULY 9, 2007 IN  
FLORIDA DOCKET NO. 060822-TL**

**TWO REDACTED COPIES FOR PUBLIC DISCLOSURE**

AT&T Florida  
Florida Public Service Commission  
Docket No. 060822-TL  
Staff's 2nd Request for Interrogatories  
July 2, 2007  
Item No. 31  
ATTACHMENT

**PROPRIETARY**

**REDACTED**



Capital Cost per line  
Expense cost per line  
ARPU  
Take Rate %  
Discount rate



Assumes Construction four phases over four years for infrastructure  
Phase 1  
Phase2  
Phase3  
Phase 4



	Year 0	Year 1	Year 2	Year 3	Year 4	Year 5	Year 6	Year 7	Year 8	Year 9
Units per Year										
1/2 Year										
Cumulative										
Revenue per year										
Cumulative Rev										
Capital cost per year										
Cumulative capital costs										
Expense per year										
cash flow										
cumulative cash flow										
present value										
cumulative present value										
Discounted pay back										
NPV for 20 years										
NPV for 10 years										

NPV = The difference between the present value of the cash inflows and the present value of the cash outflows associated with an investment project  
discounted Payback= An estimate of how long it will take before the cost of a capital investment project is covered by the future net cash flows arising from that project discounted at an appropriate rate.

REDACTED

Year 10

Year 11

Year 12

Year 13

Year 14

Year 15


Year 16

Year 17

Year 18


Year 19

Year 20



**REDACTED**

<u>TAKE RATE</u>	<u>DISC PAYBACK (YRS)</u>	<u>NPV (\$) 20 YRS</u>	<u>NPV (\$) 10 YRS</u>
----------------------	-----------------------------------	----------------------------	----------------------------



REDACTED

Capital Cost per line  
Expense cost per line  
ARPU  
Take Rate %  
Discount rate



Assumes Construction four phases over four years for infrastructure  
Phase 1  
Phase2  
Phase3  
Phase 4



Units per Year  
1/2 Year  
Cumulative  
Revenue per year  
Cumulative Rev  
Capital cost per year  
Cumulative capital costs  
Expense per year  
cash flow  
cumulative cash flow  
present value  
cumulative present value  
Discounted pay back  
NPV for 20 years  
NPV for 10 years

	Year 0	Year 1	Year 2	Year 3	Year 4	Year 5	Year 6	Year 7	Year 8	Year 9
Units per Year										
1/2 Year										
Cumulative										
Revenue per year										
Cumulative Rev										
Capital cost per year										
Cumulative capital costs										
Expense per year										
cash flow										
cumulative cash flow										
present value										
cumulative present value										
Discounted pay back										
NPV for 20 years										
NPV for 10 years										

NPV = The difference between the present value of the cash inflows and the present value of the cash outflows associated with an investment project  
discounted Payback= An estimate of how long it will take before the cost of a capital investment project is covered by the future net cash flows arising from that project discounted at an appropriate rate.

REDACTED

Year 10

Year 11

Year 12

Year 13

Year 14

Year 15

Year 16

Year 17

Year 18

Year 19

Year 20



**REDACTED**

Capital Cost per line  
Expense cost per line  
ARPU  
Take Rate %  
Discount rate



Assumes Construction four phases over four years for infrastructure  
Phase 1  
Phase2  
Phase3  
Phase 4



	Year 0	Year 1	Year 2	Year 3	Year 4	Year 5	Year 6	Year 7	Year 8	Year 9
Units per Year										
1/2 Year										
Cumulative										
Revenue per year										
Cumulative Rev										
Capital cost per year										
Cumulative capital costs										
Expense per year										
cash flow										
cumulative cash flow										
present value										
cumulative present value										
Discounted pay back										
NPV for 20 years										
NPV for 10 years										

NPV = The difference between the present value of the cash inflows and the present value of the cash outflows associated with an investment project  
discounted Payback= An estimate of how long it will take before the cost of a capital investment project is covered by the future net cash flows arising from that project discounted at an appropriate rate.

REDACTED

Year 10

Year 11

Year 12

Year 13

Year 14

Year 15


Year 16

Year 17

Year 18

Year 19

Year 20



**REDACTED**

Capital Cost per line  
Expense cost per line  
ARPU  
Take Rate %  
Discount rate



Assumes Construction four phases over four years for infrastructure

Phase 1  
Phase2  
Phase3  
Phase 4



Year 0      Year 1      Year 2      Year 3      Year 4      Year 5      Year 6      Year 7      Year 8      Year 9

Units per Year  
1/2 Year  
Cumulative

Revenue per year  
Cumulative Rev

Capital cost per year  
Cumulative capital costs


Expense per year

cash flow  
cumulative cash flow  
present value  
cumulative present value

Discounted pay back

NPV for 20 years

NPV for 10 years



NPV = The difference between the present value of the cash inflows and the present value of the cash outflows associated with an investment project  
discounted Payback= An estimate of how long it will take before the cost of a capital investment project is covered by the future net cash flows arising from that project discounted at an appropriate rate.

**REDACTED**



Year 10

Year 11

Year 12

Year 13

Year 14

Year 15


Year 16

Year 17

Year 18

Year 19

Year 20



**REDACTED**

Capital Cost per line  
Expense cost per line  
ARPU  
Take Rate %  
Discount rate



Assumes Construction four phases over four years for infrastructure  
Phase 1  
Phase2  
Phase3  
Phase 4



Units per Year  
1/2 Year  
Cumulative  
Revenue per year  
Cumulative Rev  
Capital cost per year  
Cumulative capital costs  
Expense per year  
cash flow  
cumulative cash flow  
present value  
cumulative present value  
Discounted pay back  
NPV for 20 years  
NPV for 10 years

	Year 0	Year 1	Year 2	Year 3	Year 4	Year 5	Year 6	Year 7	Year 8	Year 9
Units per Year										
1/2 Year										
Cumulative										
Revenue per year										
Cumulative Rev										
Capital cost per year										
Cumulative capital costs										
Expense per year										
cash flow										
cumulative cash flow										
present value										
cumulative present value										
Discounted pay back										
NPV for 20 years										
NPV for 10 years										

NPV = The difference between the present value of the cash inflows and the present value of the cash outflows associated with an investment project  
discounted Payback= An estimate of how long it will take before the cost of a capital investment project is covered by the future net cash flows arising from that project discounted at an appropriate rate.

REDACTED

Year 10

Year 11

Year 12

Year 13

Year 14

Year 15


Year 16

Year 17

Year 18

Year 19

Year 20



**REDACTED**

Capital Cost per line  
Expense cost per line  
ARPU  
Take Rate %  
Discount rate



Assumes Construction four phases over four years for infrastructure  
Phase 1  
Phase2  
Phase3  
Phase 4



	Year 0	Year 1	Year 2	Year 3	Year 4	Year 5	Year 6	Year 7	Year 8	Year 9
Units per Year										
1/2 Year										
Cumulative										
Revenue per year										
Cumulative Rev										
Capital cost per year										
Cumulative capital costs										
Expense per year										
cash flow										
cumulative cash flow										
present value										
cumulative present value										
Discounted pay back										
NPV for 20 years										
NPV for 10 years										

NPV = The difference between the present value of the cash inflows and the present value of the cash outflows associated with an investment project  
discounted Payback= An estimate of how long it will take before the cost of a capital investment project is covered by the future net cash flows arising from that project discounted at an appropriate rate.

REDACTED

Year 10

Year 11

Year 12

Year 13

Year 14

Year 15


Year 16

Year 17

Year 18

Year 19

Year 20



**REDACTED**

Capital Cost per line  
Expense cost per line  
ARPU  
Take Rate %  
Discount rate



Assumes Construction four phases over four years for infrastructure  
Phase 1  
Phase2  
Phase3  
Phase 4




Units per Year  
1/2 Year  
Cumulative  
Revenue per year  
Cumulative Rev  
Capital cost per year  
Cumulative capital costs  
Expense per year  
cash flow  
cumulative cash flow  
present value  
cumulative present value  
Discounted pay back  
NPV for 20 years  
NPV for 10 years

	Year 0	Year 1	Year 2	Year 3	Year 4	Year 5	Year 6	Year 7	Year 8	Year 9
Units per Year										
1/2 Year										
Cumulative										
Revenue per year										
Cumulative Rev										
Capital cost per year										
Cumulative capital costs										
Expense per year										
cash flow										
cumulative cash flow										
present value										
cumulative present value										
Discounted pay back										
NPV for 20 years										
NPV for 10 years										

NPV = The difference between the present value of the cash inflows and the present value of the cash outflows associated with an investment project  
discounted Payback= An estimate of how long it will take before the cost of a capital investment project is covered by the future net cash flows arising from that project discounted at an appropriate rate.

REDACTED

Year 10      Year 11      Year 12      Year 13      Year 14      Year 15      Year 16      Year 17      Year 18      Year 19      Year 20



**REDACTED**

Capital Cost per line  
Expense cost per line  
ARPU  
Take Rate %  
Discount rate



Assumes Construction four phases over four years for infrastructure  
Phase 1  
Phase2  
Phase3  
Phase 4



	Year 0	Year 1	Year 2	Year 3	Year 4	Year 5	Year 6	Year 7	Year 8	Year 9
Units per Year										
1/2 Year										
Cumulative										
Revenue per year										
Cumulative Rev										
Capital cost per year										
Cumulative capital costs										
Expense per year										
cash flow										
cumulative cash flow										
present value										
cumulative present value										
Discounted pay back										
NPV for 20 years										
NPV for 10 years										

NPV = The difference between the present value of the cash inflows and the present value of the cash outflows associated with an investment project  
discounted Payback= An estimate of how long it will take before the cost of a capital investment project is covered by the future net cash flows arising from that project discounted at an appropriate rate.

REDACTED



Year 10

Year 11

Year 12

Year 13

Year 14

Year 15


Year 16

Year 17

Year 18

Year 19

Year 20



**REDACTED**

Capital Cost per line  
Expense cost per line  
ARPU  
Take Rate %  
Discount rate



Assumes Construction four phases over four years for infrastructure

Phase 1  
Phase2  
Phase3  
Phase 4



	Year 0	Year 1	Year 2	Year 3	Year 4	Year 5	Year 6	Year 7	Year 8	Year 9
Units per Year										
1/2 Year										
Cumulative										
Revenue per year										
Cumulative Rev										
Capital cost per year										
Cumulative capital costs										
Expense per year										
cash flow										
cumulative cash flow										
present value										
cumulative present value										
Discounted pay back										
NPV for 20 years										
NPV for 10 years										

NPV = The difference between the present value of the cash inflows and the present value of the cash outflows associated with an investment project  
discounted Payback= An estimate of how long it will take before the cost of a capital investment project is covered by the future net cash flows arising from that project discounted at an appropriate rate.

REDACTED

Year 10

Year 11

Year 12

Year 13

Year 14

Year 15


Year 16

Year 17

Year 18

Year 19

Year 20



**REDACTED**

AT&T Florida  
Florida Public Service Commission  
Docket No. 060822-TL  
Staff's 2nd Request for Interrogatories  
July 2, 2007  
SUPPLEMENTAL Item No. 31  
ATTACHMENT

**PROPRIETARY**

**PROPRIETARY**

Capital Cost per line  
Expense cost per line  
ARPU  
Tax Rate %  
Discount rate

Assumes Construction four phases over four years for infrastructure  
Phase 1  
Phase 2  
Phase 3  
Phase 4

Year 0 Year 1 Year 2 Year 3 Year 4 Year 5 Year 6 Year 7 Year 8 Year 9 Year 10 Year 11 Year 12 Year 13 Year 14 Year 15 Year 16 Year 17 Year 18 Year 19 Year 20

Units per year  
12 Year  
Cumulative  
Revenue per year  
Cumulative Rev.  
Capex cost per year  
Cumulative capex costs  
Expense per year  
cash flow  
cumulative cash flow  
present value  
cumulative present value  
Discounted pay back


NPV for 20 years  
NPV for 10 years  
IRR 20 years  
IRR 10 Years

*Occupancy tax  
↓ cost price  
out of blue*

*100% Full  
Per Month  
Year*

*1.8  
- 235  
1.6 m  
x overhead  
nocatee quote*

1.8  
- 235  
1.6 m  
x overhead  
nocatee quote



Costs: Cost per line  
Expense cost per line  
ARRU  
Tax Rate %  
Discount rate

Assumes Construction four phases over four years for infrastructure  
Phase 1  
Phase 2  
Phase 3

occupied rate

	Year 0	Year 1	Year 2	Year 3	Year 4	Year 5	Year 6	Year 7	Year 8	Year 9	Year 10	Year 11	Year 12	Year 13	Year 14	Year 15	Year 16	Year 17	Year 18	Year 19	Year 20	
Units per Year																						
Revenue per year																						
Cumulative Rev																						
Capital cost per year																						
Cumulative capital costs																						
Expense per year																						
cash flow																						
Cumulative cash flow																						
present value																						
Cumulative present value																						
Discounted pay back																						
NPV for 20 years																						
NPV for 10 years																						
IRR 20 years																						
IRR 10 years																						

NE to have cost estimate by ?  
NE to send me build rate

not sure if we will deploy  
will have a walk away point  
Robert will need to make the call

AT&T Florida  
Florida Public Service Commission  
Docket No. 060822-TL  
Staff's 2nd Request for Interrogatories  
July 2, 2007  
Item No. 31  
ATTACHMENT

**PROPRIETARY**

**REDACTED**

Capital Cost per line  
Expense cost per line  
ARPU  
Take Rate %  
Discount rate



Assumes Construction four phases over four years for infrastructure  
Phase 1  
Phase2  
Phase3  
Phase 4



	Year 0	Year 1	Year 2	Year 3	Year 4	Year 5	Year 6	Year 7	Year 8	Year 9
Units per Year										
1/2 Year										
Cumulative										
Revenue per year										
Cumulative Rev										
Capital cost per year										
Cumulative capital costs										
Expense per year										
cash flow										
cumulative cash flow										
present value										
cumulative present value										
Discounted pay back										
NPV for 20 years										
NPV for 10 years										

NPV = The difference between the present value of the cash inflows and the present value of the cash outflows associated with an investment project  
discounted Payback= An estimate of how long it will take before the cost of a capital investment project is covered by the future net cash flows arising from that project discounted at an appropriate rate.

**REDACTED**



Year 10

Year 11

Year 12

Year 13

Year 14

Year 15


Year 16

Year 17

Year 18


Year 19

Year 20



**REDACTED**

<u>TAKE RATE</u>	<u>DISC PAYBACK (YRS)</u>	<u>NPV (\$) 20 YRS</u>	<u>NPV (\$) 10 YRS</u>
----------------------	-----------------------------------	----------------------------	----------------------------



REDACTED

Capital Cost per line  
Expense cost per line  
ARPU  
Take Rate %  
Discount rate



Assumes Construction four phases over four years for infrastructure  
Phase 1  
Phase2  
Phase3  
Phase 4



	Year 0	Year 1	Year 2	Year 3	Year 4	Year 5	Year 6	Year 7	Year 8	Year 9
Units per Year										
1/2 Year										
Cumulative										
Revenue per year										
Cumulative Rev										
Capital cost per year										
Cumulative capital costs										
Expense per year										
cash flow										
cumulative cash flow										
present value										
cumulative present value										
Discounted pay back										
NPV for 20 years										
NPV for 10 years										

NPV = The difference between the present value of the cash inflows and the present value of the cash outflows associated with an investment project  
discounted Payback= An estimate of how long it will take before the cost of a capital investment project is covered by the future net cash flows arising from that project discounted at an appropriate rate.

REDACTED

Year 10

Year 11

Year 12

Year 13

Year 14

Year 15


Year 16

Year 17

Year 18

Year 19

Year 20



**REDACTED**

Capital Cost per line  
Expense cost per line  
ARPU  
Take Rate %  
Discount rate



Assumes Construction four phases over four years for infrastructure  
Phase 1  
Phase2  
Phase3  
Phase 4



	Year 0	Year 1	Year 2	Year 3	Year 4	Year 5	Year 6	Year 7	Year 8	Year 9
Units per Year										
1/2 Year										
Cumulative										
Revenue per year										
Cumulative Rev										
Capital cost per year										
Cumulative capital costs										
Expense per year										
cash flow										
cumulative cash flow										
present value										
cumulative present value										
Discounted pay back										
NPV for 20 years										
NPV for 10 years										

NPV = The difference between the present value of the cash inflows and the present value of the cash outflows associated with an investment project  
discounted Payback= An estimate of how long it will take before the cost of a capital investment project is covered by the future net cash flows arising from that project discounted at an appropriate rate.

REDACTED

Year 10

Year 11

Year 12

Year 13

Year 14

Year 15


Year 16

Year 17

Year 18

Year 19

Year 20



**REDACTED**

Capital Cost per line  
Expense cost per line  
ARPU  
Take Rate %  
Discount rate



Assumes Construction four phases over four years for infrastructure  
Phase 1  
Phase2  
Phase3  
Phase 4



	Year 0	Year 1	Year 2	Year 3	Year 4	Year 5	Year 6	Year 7	Year 8	Year 9
Units per Year										
1/2 Year										
Cumulative										
Revenue per year										
Cumulative Rev										
Capital cost per year										
Cumulative capital costs										
Expense per year										
cash flow										
cumulative cash flow										
present value										
cumulative present value										
Discounted pay back										
NPV for 20 years										
NPV for 10 years										

NPV = The difference between the present value of the cash inflows and the present value of the cash outflows associated with an investment project  
discounted Payback= An estimate of how long it will take before the cost of a capital investment project is covered by the future net cash flows arising from that project discounted at an appropriate rate.

**REDACTED**

Year 10

Year 11

Year 12

Year 13

Year 14

Year 15


Year 16

Year 17

Year 18

Year 19

Year 20



**REDACTED**



Capital Cost per line  
Expense cost per line  
ARPU  
Take Rate %  
Discount rate



Assumes Construction four phases over four years for infrastructure  
Phase 1  
Phase2  
Phase3  
Phase 4



	Year 0	Year 1	Year 2	Year 3	Year 4	Year 5	Year 6	Year 7	Year 8	Year 9
Units per Year										
1/2 Year										
Cumulative										
Revenue per year										
Cumulative Rev										
Capital cost per year										
Cumulative capital costs										
Expense per year										
cash flow										
cumulative cash flow										
present value										
cumulative present value										
Discounted pay back										
NPV for 20 years										
NPV for 10 years										

NPV = The difference between the present value of the cash inflows and the present value of the cash outflows associated with an investment project  
discounted Payback= An estimate of how long it will take before the cost of a capital investment project is covered by the future net cash flows arising from that project discounted at an appropriate rate.

REDACTED

Year 10

Year 11

Year 12

Year 13

Year 14

Year 15


Year 16

Year 17

Year 18

Year 19

Year 20



**REDACTED**

Capital Cost per line  
Expense cost per line  
ARPU  
Take Rate %  
Discount rate



Assumes Construction four phases over four years for infrastructure  
Phase 1  
Phase2  
Phase3  
Phase 4



	Year 0	Year 1	Year 2	Year 3	Year 4	Year 5	Year 6	Year 7	Year 8	Year 9
Units per Year										
1/2 Year										
Cumulative										
Revenue per year										
Cumulative Rev										
Capital cost per year										
Cumulative capital costs										
Expense per year										
cash flow										
cumulative cash flow										
present value										
cumulative present value										
Discounted pay back										
NPV for 20 years										
NPV for 10 years										

NPV = The difference between the present value of the cash inflows and the present value of the cash outflows associated with an investment project  
discounted Payback= An estimate of how long it will take before the cost of a capital investment project is covered by the future net cash flows arising from that project discounted at an appropriate rate.

REDACTED

Year 10

Year 11

Year 12

Year 13

Year 14

Year 15

Year 16

Year 17

Year 18

Year 19

Year 20



**REDACTED**

Capital Cost per line  
Expense cost per line  
ARPU  
Take Rate %  
Discount rate



Assumes Construction four phases over four years for infrastructure  
Phase 1  
Phase2  
Phase3  
Phase 4



	Year 0	Year 1	Year 2	Year 3	Year 4	Year 5	Year 6	Year 7	Year 8	Year 9
Units per Year										
1/2 Year										
Cumulative										
Revenue per year										
Cumulative Rev										
Capital cost per year										
Cumulative capital costs										
Expense per year										
cash flow										
cumulative cash flow										
present value										
cumulative present value										
Discounted pay back										
NPV for 20 years										
NPV for 10 years										

NPV = The difference between the present value of the cash inflows and the present value of the cash outflows associated with an investment project  
discounted Payback= An estimate of how long it will take before the cost of a capital investment project is covered by the future net cash flows arising from that project discounted at an appropriate rate.

REDACTED

Year 10

Year 11

Year 12

Year 13

Year 14

Year 15

Year 16

Year 17

Year 18

Year 19

Year 20



**REDACTED**

Capital Cost per line  
Expense cost per line  
ARPU  
Take Rate %  
Discount rate



Assumes Construction four phases over four years for infrastructure  
Phase 1  
Phase2  
Phase3  
Phase 4



	Year 0	Year 1	Year 2	Year 3	Year 4	Year 5	Year 6	Year 7	Year 8	Year 9
Units per Year										
1/2 Year										
Cumulative										
Revenue per year										
Cumulative Rev										
Capital cost per year										
Cumulative capital costs										
Expense per year										
cash flow										
cumulative cash flow										
present value										
cumulative present value										
Discounted pay back										
NPV for 20 years										
NPV for 10 years										

NPV = The difference between the present value of the cash inflows and the present value of the cash outflows associated with an investment project  
discounted Payback= An estimate of how long it will take before the cost of a capital investment project is covered by the future net cash flows arising from that project discounted at an appropriate rate.

**REDACTED**

Year 10

Year 11

Year 12

Year 13

Year 14

Year 15


Year 16

Year 17

Year 18

Year 19

Year 20



**REDACTED**



Capital Cost per line  
Expense cost per line  
ARPU  
Take Rate %  
Discount rate



Assumes Construction four phases over four years for infrastructure  
Phase 1  
Phase2  
Phase3  
Phase 4



	Year 0	Year 1	Year 2	Year 3	Year 4	Year 5	Year 6	Year 7	Year 8	Year 9
Units per Year										
1/2 Year										
Cumulative										
Revenue per year										
Cumulative Rev										
Capital cost per year										
Cumulative capital costs										
Expense per year										
cash flow										
cumulative cash flow										
present value										
cumulative present value										
Discounted pay back										
NPV for 20 years										
NPV for 10 years										

NPV = The difference between the present value of the cash inflows and the present value of the cash outflows associated with an investment project  
discounted Payback= An estimate of how long it will take before the cost of a capital investment project is covered by the future net cash flows arising from that project discounted at an appropriate rate.

REDACTED

Year 10

Year 11

Year 12

Year 13

Year 14

Year 15

Year 16

Year 17

Year 18

Year 19

Year 20



**REDACTED**

AT&T Florida  
Florida Public Service Commission  
Docket No. 060822-TL  
Staff's 2nd Request for Interrogatories  
July 2, 2007  
**SUPPLEMENTAL** Item No. 31  
ATTACHMENT

**PROPRIETARY**



**PROPRIETARY**

	Year 0	Year 1	Year 2	Year 3	Year 4	Year 5	Year 6	Year 7	Year 8	Year 9	Year 10	Year 11	Year 12	Year 13	Year 14	Year 15	Year 16	Year 17	Year 18	Year 19	Year 20	
Capital Cost per line	[REDACTED]																					
Expense cost per line	[REDACTED]																					
ARRPU	[REDACTED]																					
Take Rate %	[REDACTED]																					
Discount rate	[REDACTED]																					
Units per Year																						
12 Year Cumulative																						
Revenue per user																						
Cumulative Rev.																						
Capex cost per year																						
Cumulative capex costs																						
Expense per year																						
Cash flow																						
Sum of all cash flow																						
Present value																						
Cumulative present value																						
Discounted pay back																						
NPV for 20 years	[REDACTED]																					
NPV for 10 years	[REDACTED]																					
IRR 20 years	[REDACTED]																					
IRR 10 Years	[REDACTED]																					

Assumes Construction four phases over four years for infrastructure  
 Phase 1  
 Phase 2  
 Phase 3  
 Phase 4

occurred for plant Year 1

1.8  
 - 235  
 1.6 m  
 X overhead  
 nocotee quote



NE to have cost estimate by ?  
NE to send me build rate

not sure if we will deploy  
will have a walk away point  
Robert will need to make the call

COMMISSIONERS:  
LISA POLAK EDGAR, CHAIRMAN  
MATTHEW M. CARTER II  
KATRINA J. McMURRIAN  
NANCY ARGENZIANO  
NATHAN A. SKOP

STATE OF FLORIDA



OFFICE OF COMMISSION CLERK  
ANN COLE  
COMMISSION CLERK  
(850) 413-6770

# Public Service Commission

## ACKNOWLEDGEMENT

DATE: 7/20/07

TO: AT&T Florida /Gurdian

FROM: Ruth Nettles, Office of Commission Clerk

RE: Acknowledgement of Receipt of Confidential Filing

---

This will acknowledge receipt of a **CONFIDENTIAL DOCUMENT** filed in Docket Number 060822-TL or, if filed in an undocketed matter, concerning Responses to staff's second set of interrogatories, No. 31 and Supplemental Response, and filed on behalf of AT&T Florida. The document will be maintained in locked storage.

If you have any questions regarding this document, please contact Marguerite Lockard, Deputy Clerk, at (850) 413-6770.

# CONFIDENTIAL

CAPITAL CIRCLE OFFICE CENTER • 2540 SHUMARD OAK BOULEVARD • TALLAHASSEE, FL 32399-0850  
An Affirmative Action/Equal Opportunity Employer

PSC Website: <http://www.floridapsc.com>

Internet E-mail: [contact@psc.state.fl.us](mailto:contact@psc.state.fl.us)

DOCUMENT NUMBER-DATE  
06147 JUL 20 5  
PSC-COMMISSION CLERK