

MONTHLY REPORT OF COST AND QUALITY OF FUEL OIL FOR ELECTRIC PLANTS  
 DETAIL OF INVOICE AND TRANSPORTATION CHARGES

FPSC-COMMISSION CLERK

FPSC FORM NO. 423-1 (a)

1. REPORTING MONTH: JUL YEAR: 2007

2. REPORTING COMPANY: FLORIDA POWER LIGHT COMPANY

3. NAME, TITLE TELEPHONE NUMBER OF CONTACT PERSON CONCERNING DATA  
 SUBMITTED ON THIS FORM: KORY DUBIN, REGULATORY AFFAIRS, (305) 552-4910.

4. SIGNATURE OF OFFICIAL SUBMITTING REPORT: *[Signature]*

5. DATE COMPLETED: 09/21/2007

070001-EI



(A)	(B)	(C)	(D)	(E)	(F)	(G)	(H)	(I)	(J)	(K)	(L)	(M)	(N)	(O)	(P)	(Q)	(R)
LINE NO.	PLANT	SUPPLIER	DELIVERY LOCATION	DELIVERY DATE	TYPE OIL	VOLUME (BBLs)	INVOICE PRICE (\$/BBL)	INVOICE AMOUNT (\$)	DISCOUNT (\$)	NET AMOUNT (\$)	NET PRICE (\$/BBL)	QUALITY ADJUST. (\$/BBL)	EFFECTIVE PUR PRICE (\$/BBL)	TRANSP TO TERM (\$/BBL)	ADDITIONAL TRANS CHGS (\$/BBL)	OTHER CHGS (\$/BBL)	DELIVERED PRICE (\$/BBL)
1	PMR	CONOCO	PALM BEACH	07/04/2007	F06	106452	59.5000	6,333,894	0	6,333,894	59.5000	0.0000	59.5000	0.0000	0.2555	0.1824	59.9379
2	PMR	CONOCO	PALM BEACH	07/13/2007	F06	106227	59.5000	6,320,507	0	6,320,507	59.5000	0.0000	59.5000	0.0000	0.2555	0.1824	59.9379
3	PMR	CONOCO	PALM BEACH	07/24/2007	F06	105763	59.5000	6,292,899	0	6,292,899	59.5000	0.0000	59.5000	0.0000	0.2555	0.1824	59.9379
4	PPE	CONOCO	PORT EVERGLADES	07/27/2007	F06	107237	61.6700	6,613,306	0	6,613,306	61.6700	0.0000	61.6700	0.0000	0.0582	0.1860	61.9142
5	PMR	GLENCORE	PALM BEACH	07/26/2007	F06	66012	58.8600	3,885,466	0	3,885,466	58.8600	0.0000	58.8600	0.0000	0.2555	0.1824	59.2979
6	PPE	GLENCORE	PORT EVERGLADES	07/03/2007	F06	146892	56.6900	8,327,307	0	8,327,307	56.6900	0.0000	56.6900	0.0000	0.0582	0.1860	56.9342
7	PTF	GLENCORE	FISHER ISLAND	07/25/2007	F06	82294	58.8600	4,843,825	0	4,843,825	58.8600	0.0000	58.8600	0.0000	0.5626	0.2203	59.6429
8	PMT	SEMPRA	PORT MANATEE	07/09/2007	F06	147070	56.0500	8,243,274	0	8,243,274	56.0500	0.0000	56.0500	0.0000	0.0672	0.1685	56.2857
9	PRV	SEMPRA	RIVIERA	07/30/2007	F06	144971	60.4100	8,757,698	0	8,757,698	60.4100	0.0000	60.4100	0.0000	0.0090	0.1830	60.6020
10	PCC	SHELL	PORT CANAVERAL	07/14/2007	F06	85410	58.7300	5,016,129	0	5,016,129	58.7300	0.0000	58.7300	0.0000	0.3868	0.1697	59.2865
11	PMR	SHELL	PALM BEACH	07/03/2007	F06	129705	58.9800	7,650,001	0	7,650,001	58.9800	0.0000	58.9800	0.0000	0.2555	0.1824	59.4179
12	PMT	SHELL	PORT MANATEE	07/30/2007	F06	129720	58.4800	7,586,026	0	7,586,026	58.4800	0.0000	58.4800	0.0000	0.0672	0.1685	58.7157
13	PPE	SHELL	PORT EVERGLADES	07/23/2007	F06	134311	58.9800	7,921,663	0	7,921,663	58.9800	0.0000	58.9800	0.0000	0.0582	0.1860	59.2242
14	PRV	SHELL	RIVIERA	07/12/2007	F06	49047	58.7300	2,880,530	0	2,880,530	58.7300	0.0000	58.7300	0.0000	0.0090	0.1830	58.9220
15	PRV	VITOL	RIVIERA	07/07/2007	F06	53352	62.6800	3,344,103	0	3,344,103	62.6800	0.0000	62.6800	0.0000	0.0090	0.1830	62.8720
16	PTF	VITOL	FISHER ISLAND	07/02/2007	F06	51919	62.6800	3,254,283	0	3,254,283	62.6800	0.0000	62.6800	0.0000	0.5626	0.2203	63.4629
17	PTF	VITOL	FISHER ISLAND	07/04/2007	F06	53234	62.6800	3,336,707	0	3,336,707	62.6800	0.0000	62.6800	0.0000	0.5626	0.2203	63.4629
18	PTF	VITOL	FISHER ISLAND	07/31/2007	F06	149547	62.6800	9,373,606	0	9,373,606	62.6800	0.0000	62.6800	0.0000	0.5626	0.2203	63.4629
19	PTF	AMERIGAS		07/13/2007	PRO	5	95.7600	479	0	479	95.7600	0.0000	95.7600	0.0000	0.0000	0.0000	95.7600
20	PPE	AMERIGAS		07/19/2007	PRO	8	105.4300	843	0	843	105.4300	0.0000	105.4300	0.0000	0.0000	0.0000	105.4300
21	PPE	FERRELL		07/05/2007	PRO	9	105.4700	949	0	949	105.4700	0.0000	105.4700	0.0000	0.0000	0.0000	105.4700
22	PRV	FERRELL		07/06/2007	PRO	2	124.9000	250	0	250	124.9000	0.0000	124.9000	0.0000	0.0000	0.0000	124.9000
23	PRV	FERRELL		07/13/2007	PRO	3	125.6700	377	0	377	125.6700	0.0000	125.6700	0.0000	0.0000	0.0000	125.6700
24	PRV	FERRELL		07/20/2007	PRO	3	126.1100	378	0	378	126.1100	0.0000	126.1100	0.0000	0.0000	0.0000	126.1100
25	PRV	FERRELL		07/27/2007	PRO	4	125.1500	501	0	501	125.1500	0.0000	125.1500	0.0000	0.0000	0.0000	125.1500
26	PMR	INDIANTOWN		07/30/2007	PRO	10	81.4800	815	0	815	81.4800	0.0000	81.4800	0.0000	0.0000	0.0000	81.4800

DECLASSIFIED

09/29/2009  
KMP

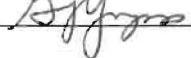
MONTHLY REPORT OF COST AND QUALITY OF FUEL OIL FOR ELECTRIC PLANTS  
 DETAIL OF INVOICE AND TRANSPORTATION CHARGES

FPSC FORM NO. 423-1 (a)

1. REPORTING MONTH: JUL YEAR: 2007

2. REPORTING COMPANY: FLORIDA POWER LIGHT COMPANY

3. NAME, TITLE TELEPHONE NUMBER OF CONTACT PERSON CONCERNING DATA  
 SUBMITTED ON THIS FORM: KORY DUBIN, REGULATORY AFFAIRS, (305) 552-4910.

4. SIGNATURE OF OFFICIAL SUBMITTING REPORT: 

5. DATE COMPLETED: 09/21/2007

(A)	(B)	(C)	(D)	(E)	(F)	(G)	(H)	(I)	(J)	(K)	(L)	(M)	(N)	(O)	(P)	(Q)	(R)
LINE NO.	PLANT	SUPPLIER	DELIVERY LOCATION	DELIVERY DATE	TYPE OIL	VOLUME (BBLs)	INVOICE PRICE (\$/BBL)	INVOICE AMOUNT (\$)	DISCOUNT (\$)	NET AMOUNT (\$)	NET PRICE (\$/BBL)	QUALITY ADJUST. (\$/BBL)	EFFECTIVE PUR PRICE (\$/BBL)	TRANSP TO TERM (\$/BBL)	ADDITIONAL TRANS CHGS (\$/BBL)	OTHER CHGS (\$/BBL)	DELIVERED PRICE (\$/BBL)
27	PMT	SUBURBAN		07/24/2007	PRO	27	71.2200	1,923	0	1,923	71.2200	0.0000	71.2200	0.0000	0.0000	0.0000	71.2200
28	PMT	SUBURBAN		07/31/2007	PRO	18	71.2200	1,282	0	1,282	71.2200	0.0000	71.2200	0.0000	0.0000	0.0000	71.2200
29	PSN	SUBURBAN		07/13/2007	PRO	5	85.6200	428	0	428	85.6200	0.0000	85.6200	0.0000	0.0000	0.0000	85.6200
30	PMT	SUBURBAN		07/03/2007	PRO	13	71.1000	924	0	924	71.1000	0.0000	71.1000	0.0000	0.0000	0.0000	71.1000


**MONTHLY REPORT OF COST AND QUALITY OF COAL FOR ELECTRIC PLANTS  
ORIGIN, TONNAGE, DELIVERED PRICE AND AS RECEIVED QUALITY**

1. Report For Month/Yr: **July 2007**

4. Name, Title & Telephone Number of Contact  
Person Concerning Data Submitted on this Form: **Korel M. Dubin (305-552-4910)**

2. Reporting Company: **Florida Power & Light**

5. Signature of Official Submitting Report:



3. Plant Name: **St. Johns River Power Park (SJRPP)**

6. Date Completed:

**August 7, 2007**

Line No.	Supplier Name	Mine Location	Purchase Type	Transportation Mode	Tons	Effective Purchase Price (\$/Ton)	Total Trans Cost (\$/Ton)	FOB Plant Price (\$/Ton)	As Received Coal Quality			
									Sulfur Content (%)	Btu Content (%)	Ash Content (%)	Moisture Content (%)
(a)	(b)	(c)	(d)	(e)	(f)	(g)	(h)	(i)	(j)	(k)	(l)	(m)
1	Coal Marketing Company	45,IM,999	LTC	OC	63,515	48.60	0.00	48.60	0.65	11,047	10.39	12.26
2	DTE Clover, LLC	08,KY,095	LTC	UR	15,080	36.74	18.62	55.36	1.15	12,624	8.91	7.09
3	James River Coal Sales, Inc.	08,KY,195	S	UR	2,094	42.00	19.18	61.18	1.46	12,993	7.40	6.45

**CONFIDENTIAL**

**DECLASSIFIED**


**MONTHLY REPORT OF COST AND QUALITY OF COAL FOR ELECTRIC PLANTS  
DETAIL OF INVOICE PURCHASE PRICE**

1. Report For Month/Yr: **July 2007**

4. Name, Title & Telephone Number of Contact  
Person Concerning Data Submitted on this Form: **Korel M. Dubin (305-552-4910)**

2. Reporting Company: **Florida Power & Light**

5. Signature of Official Submitting Report:



3. Plant Name: **St. Johns River Power Park (SJRPP)**

6. Date Completed: **August 7, 2007**

Line No.	Supplier Name	Mine Location	Purchase Type	Tons	FOB Mine Price (\$/Ton)	Short Haul & Loading Charge	Original Invoice Price (\$/Ton)	Retro-active Price Increases (\$/Ton)	Base Price (\$/Ton)	Quality Adjustments (\$/Ton)	Effective Purchase Price (\$/Ton)
(a)	(b)	(c)	(d)	(e)	(f)	(g)	(h)	(i)	(j)	(k)	(l)
1	Coal Marketing Company	45,IM,999	LTC	63,515	48.60	0.00	48.60	0.00	48.60	0.00	48.60
2	DTE Clover, LLC	08,KY,095	LTC	15,080	36.74	0.00	36.74	0.00	36.74	0.00	36.74
3	James River Coal Sales, Inc.	08,KY,195	S	2,094	42.00	0.00	42.00	0.00	42.00	0.00	42.00

**CONFIDENTIAL**

**DECLASSIFIED**

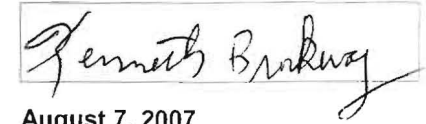
**MONTHLY REPORT OF COST AND QUALITY OF COAL FOR ELECTRIC PLANTS  
DETAIL OF TRANSPORTATION CHARGES**

1. Report For Month/Yr: **July 2007**

4. Name, Title & Telephone Number of Contact  
Person Concerning Data Submitted on this Form: **Korel M. Dubin (305-552-4910)**

2. Reporting Company: **Florida Power & Light**

5. Signature of Official Submitting Report:



3. Plant Name: **St. Johns River Power Park (SJRPP)**

6. Date Completed:

**August 7, 2007**

Line No.	Supplier Name	Mine Location	Shipping Point	Transportation Mode	Tons	Effective Purchase Price (\$/Ton)	Short Haul & Loading Charge (\$/Ton)	Rail Charges		Waterborne Charges					Total Transport Charges (\$/Ton)	FOB Plant Price (\$/Ton)
								Rail Rate (\$/Ton)	Other Rail Charges (\$/Ton)	River Barge Rate (\$/Ton)	Trans-loading Rate (\$/Ton)	Ocean Barge Rate (\$/Ton)	Other Water Charges (\$/Ton)	Related Charges (\$/Ton)		
(a)	(b)	(c)	(d)	(e)	(f)	(g)	(h)	(i)	(j)	(k)	(l)	(m)	(n)	(o)	(p)	(q)
1	Coal Marketing Company	45,IM,999	EL CERREJON	OC	63,515	48.60	0.00	0.00	0.00	0.00	0.00	0.00	0.00	0.00	0.00	48.60
2	DTE Clover, LLC	08,KY,095	CLOVER DTE	UR	15,080	36.74	0.00	18.62	0.00	0.00	0.00	0.00	0.00	0.00	18.62	55.36
3	James River Coal Sales, Inc.	08,KY,195	MCCOY ELKHOF	UR	2,094	42.00	0.00	19.18	0.00	0.00	0.00	0.00	0.00	0.00	19.18	61.18

**CONFIDENTIAL**

**DECLASSIFIED**