

100001-EI  
**CONFIDENTIAL**

**FPSC FORM 423-1**

MONTHLY REPORT OF COST AND QUALITY OF FUEL FOR ELECTRIC PLANTS  
 ORIGIN, VOLUME, DELIVERED PRICE AND AS RECEIVED QUALITY

1. REPORTING MONTH: 04/2008  
 2. REPORTING COMPANY: FLORIDA POWER CORPORATION

3. NAME, TITLE, TELEPHONE NUMBER OF CONTACT PERSON CONCERNING DATA  
 SUBMITTED ON THIS FORM: JILL ALLYSON BUS. FIN. ANALYST (919) 546-7949

4. SIGNATURE OF OFFICIAL SUBMITTED REPORT:   
 JOEL RUTLEDGE  
 LEAD BUS. FIN. ANALYST

5. DATE COMPLETED: 06/09/2008

LINE NO	PLANT NAME	SUPPLIER NAME	SHIPPING POINT	PURCHASE TYPE	DELIVERY LOCATION	DELIVERY DATE	TYPE OIL	SULFUR CONTENT (%)	BTU CONTENT (Btu/gal)	VOLUME (Bbls)	DELIVERED PRICE (\$/Bbl)
(a)	(b)	(c)	(d)	(e)	(f)	(g)	(h)	(i)	(j)	(k)	(l)
1	Anclote	Transfer Facility	Martin Gas Terminal	N/A	FOB PLANT	04/2008		0.36	138,726	519	\$(31.7248)
2	Avon Park Peakers	Transfer Facility	Martin Gas Terminal	N/A	FOB PLANT	04/2008		0.36	138,726	4,503	\$3.6121
3	Bartow Steam Plant	RIO Energy International Inc.	Houston, TX	MTC	FOB TERMINAL	04/2008		1.05	158,330	455,531	\$55.2021
4	Crystal River	Central Oil Company Inc.	Tampa, FL	S	FOB PLANT	04/2008		0.19	138,726	254	\$(20.0376)
5	Crystal River	Transfer Facility	Martin Gas Terminal	N/A	FOB PLANT	04/2008		0.36	138,726	5,016	\$(20.0376)
6	DeBary Peakers	Transfer Facility	Martin Gas Terminal	N/A	FOB PLANT	04/2008		0.37	139,098	9,171	\$(21.5990)
7	Turner Peakers	Transfer Facility	Martin Gas Terminal	N/A	FOB PLANT	04/2008		0.36	138,726	8,506	\$(17.6661)


**DECLASSIFIED**  
 11/10/2010  
 KMF  
 DOCUMENT NUMBER - DATE  
 05312 JUN 20 08  
 FPSC-COMMISSION CLERK

FPSC FORM 423-1(A)

MONTHLY REPORT OF COST AND QUALITY OF FUEL FOR ELECTRIC PLANTS  
ORIGIN, VOLUME, DELIVERED PRICE AND AS RECEIVED QUALITY

**SPECIFIED  
CONFIDENTIAL**

1. REPORTING MONTH: 04/2008  
2. REPORTING COMPANY: FLORIDA POWER CORPORATION

3. NAME, TITLE, TELEPHONE NUMBER OF CONTACT PERSON CONCERNING DATA  
SUBMITTED ON THIS FORM: JILL ALLYSON BUS. FIN. ANALYST (919) 546-7949  
4. SIGNATURE OF OFFICIAL SUBMITTED REPORT:   
JOEL RUTLEDGE  
LEAD BUS. FIN. ANALYST

5. DATE COMPLETED: 06/09/2008

LINE NO.	PLANT NAME	SUPPLIER NAME	DELIVERY LOCATION	DELIVERY DATE	TYPE OIL	VOLUME (Bbls)	INVOICE PRICE (\$/Bbls)	INVOICE AMOUNT (\$)	DISCOUNT (\$)	NET AMOUNT (\$)	NET PRICE (\$/Bbls)	EFFECTIVE TRANSPORT			ADDITIONAL TRANSPORT (\$/Bbls)	OTHER CHARGES (\$/Bbls)	DELIVERED PRICE (\$/Bbls)
												QUALITY PURCHASE PRICE (\$/Bbls)	TO TERMINAL (\$/Bbls)	ADJUST (\$/Bbls)			
1	Anclote	Transfer Facility	FOB PLANT	04/2008		519	\$0.00	\$0.00	\$0.00	\$0.00	\$0.00	\$0.00	\$2.70	\$0.00	\$2.70	\$(34.43)	\$(31.72)
2	Avon Park Peakers	Transfer Facility	FOB PLANT	04/2008		4,503	\$0.00	\$0.00	\$0.00	\$0.00	\$0.00	\$0.00	\$3.61	\$0.00	\$3.61	\$0.00	\$3.61
3	Bartow Steam Plant	RIO Energy International Inc.	FOB TERMINAL	04/2008		455,531	\$79.75	\$36,328,308.27	\$0.00	\$36,328,308.27	\$79.75	\$0.49	\$80.24	\$0.47	\$0.00	\$(25.51)	\$55.20
4	Crystal River	Central Oil Company Inc.	FOB PLANT	04/2008		254	\$143.68	\$36,488.16	\$0.00	\$36,488.16	\$143.68	\$0.00	\$143.68	\$7.88	\$0.00	\$(131.52)	\$(20.04)
5	Crystal River	Transfer Facility	FOB PLANT	04/2008		5,016	\$0.00	\$0.00	\$0.00	\$0.00	\$0.00	\$0.00	\$3.91	\$0.00	\$3.91	\$(16.13)	\$(20.04)
6	DeBary Peakers	Transfer Facility	FOB PLANT	04/2008		9,154	\$0.00	\$0.00	\$0.00	\$0.00	\$0.00	\$0.00	\$4.28	\$0.00	\$4.28	\$(17.32)	\$(21.60)
7	Turner Peakers	Transfer Facility	FOB PLANT	04/2008		8,506	\$0.00	\$0.00	\$0.00	\$0.00	\$0.00	\$0.00	\$3.78	\$0.00	\$3.78	\$(21.44)	\$(17.67)

**DECLASSIFIED**

MONTHLY REPORT OF COST AND QUALITY OF COAL FOR ELECTRIC PLANTS  
ORIGIN, TONNAGE, DELIVERED PRICE AND AS RECEIVED QUALITY

**SPECIFIED  
CONFIDENTIAL**

1. Report for: Mo. 04/2008  
2. Reporting Company: Florida Power Corporation  
3. Plant Name: Crystal River 1 & 2

4. NAME, TITLE, TELEPHONE NUMBER OF CONTACT PERSON CONCERNING DATA  
SUBMITTED ON THIS FORM: Jon Putnam, Business Financial Analyst, (919) 546-6368

5. Signature of Official Submitting Report : Joel Rutledge - Lead Business Financial Analyst

6. DATE COMPLETED: 6/9/2008

Line No.	Supplier Name	Mine Location	Purchase Type	Transportation Mode	Tons	Effective Purchase Price (\$/Ton)	Total Transportation Cost (\$/Ton)	F.O.B. Plant Price (\$/Ton)	As Received Coal Quality			
									Percent Sulfur (%)	Btu Content (Btu/lb)	Percent Ash (%)	Percent Moisture (%)
(a)	(b)	(c)	(d)	(e)	(f)	(g)	(h)	(i)	(j)	(k)	(l)	(m)
1	B&W Resources Inc	8, KY, 51	MTC	UR	22,795	\$50.54	\$29.93	\$80.48	1.09	12,272	10.06	6.88
2	Consol Energy Sales Company	8, KY, 119	MTC	UR	11,493	\$53.95	\$30.08	\$84.04	1.13	12,638	8.51	7.09
3	Constellation Energy Commodities Group Inc.	8, KY, 193	MTC	UR	22,914	\$54.13	\$31.85	\$85.98	0.86	12,677	9.44	5.86
4	Constellation Energy Commodities Group Inc.	8, WV, 81	MTC	UR	10,309	\$52.84	\$32.43	\$85.27	0.75	12,370	11.94	6.61
5	ICG LLC	8, KY, 193	MTC	UR	23,141	\$48.19	\$31.67	\$79.86	1.12	12,180	11.44	6.42
6	Massey Utility Sales Company	8, WV, 5	MTC	UR	32,058	\$46.38	\$32.66	\$79.04	0.94	12,044	13.49	5.61
7	Transfer Facility	N/A	N/A	GB	12,714	\$67.18	\$11.10	\$78.28	0.84	12,040	8.03	10.39
8	Trinity Coal Marketing LLC	8, KY, 71	LTC	UR	11,631	\$51.00	\$30.08	\$81.08	0.87	12,147	12.03	6.01


**DECLASSIFIED**

MONTHLY REPORT OF COST AND QUALITY OF COAL FOR ELECTRIC PLANTS  
ORIGIN, TONNAGE, DELIVERED PRICE AND AS RECEIVED QUALITY

**SPECIFIED  
CONFIDENTIAL**

1. Report for: Mo. 04/2008  
2. Reporting Company: Florida Power Corporation  
3. Plant Name: Crystal River 4 & 5

4. NAME, TITLE, TELEPHONE NUMBER OF CONTACT PERSON CONCERNING DATA  
SUBMITTED ON THIS FORM: Jon Putnam, Business Financial Analyst, (919) 546-6368

5. Signature of Official Submitting Report :   
Joel Rutledge - Lead Business Financial Analyst

6. DATE COMPLETED: 6/9/2008

Line No.	Supplier Name	Mine Location	Purchase Type	Transportation Mode	Tons	Effective Purchase Price (\$/Ton)	Total Transportation Cost (\$/Ton)	F.O.B. Plant Price (\$/Ton)	As Received Coal Quality			
									Percent Sulfur (%)	Btu Content (Btu/lb)	Percent Ash (%)	Percent Moisture (%)
(a)	(b)	(c)	(d)	(e)	(f)	(g)	(h)	(i)	(j)	(k)	(l)	(m)
1	Constellation Energy Commodities Group Inc.	8, KY, 195	S	UR	11,004	\$92.62	\$30.24	\$122.85	0.71	12,550	8.45	7.39
2	Constellation Energy Commodities Group Inc.	8, WV, 39	S	UR	11,408	\$88.64	\$32.29	\$120.93	0.75	12,802	10.26	5.14
3	Constellation Energy Commodities Group Inc.	8, WV, 5	S	UR	22,145	\$86.08	\$32.27	\$118.36	0.72	12,433	10.75	6.87
4	Massey Utility Sales Company	8, WV, 5	MTC	UR	45,907	\$55.83	\$32.26	\$88.09	0.68	12,525	11.08	5.97
5	MC Mining LLC	8, KY, 195	MTC	UR	33,750	\$58.15	\$30.24	\$88.38	0.68	12,634	8.48	6.98
6	NRG Power Marketing Inc	8, WV, 45	S	UR	10,545	\$81.40	\$32.31	\$113.71	0.70	12,259	13.52	5.01
7	Transfer Facility	N/A	N/A	GB	110,193	\$53.18	\$10.76	\$63.94	0.60	11,589	10.46	9.70
8	Transfer Facility	N/A	N/A	GB	21,999	\$63.28	\$8.17	\$71.45	0.54	11,588	7.05	11.13
9	Transfer Facility	N/A	N/A	GB	120,108	\$79.96	\$10.69	\$90.65	0.63	11,837	11.19	9.31


**DECLASSIFIED**

MONTHLY REPORT OF COST AND QUALITY OF COAL FOR ELECTRIC PLANTS  
ORIGIN, TONNAGE, DELIVERED PRICE AND AS RECEIVED QUALITY

**SPECIFIED  
CONFIDENTIAL**

1. Report for: Mo. 04/2008  
2. Reporting Company: Florida Power Corporation  
3. Plant Name: Transfer Facility - IMT

4. NAME, TITLE, TELEPHONE NUMBER OF CONTACT PERSON CONCERNING DATA  
SUBMITTED ON THIS FORM: Jon Putnam, Business Financial Analyst, (919) 546-6368

5. Signature of Official Submitting Report :   
Joel Rutledge - Lead Business Financial Analyst

6. DATE COMPLETED: 6/9/2008

Line No.	Supplier Name	Mine Location	Purchase Type	Transportation Mode	Tons	Effective Purchase Price (\$/Ton)	Total Transportation Cost (\$/Ton)	F.O.B. Plant Price (\$/Ton)	As Received Coal Quality			
									Percent Sulfur (%)	Btu Content (Btu/lb)	Percent Ash (%)	Percent Moisture (%)
(a)	(b)	(c)	(d)	(e)	(f)	(g)	(h)	(i)	(j)	(k)	(l)	(m)
1	Arch Coal Sales	8, WV, 45	S	B	14,800	\$46.68	\$15.07	\$61.75	0.80	9,931	30.59	3.89
2	Arch Coal Sales	17, CO, 29	S	B	9,803	\$86.30	\$14.66	\$100.96	0.44	12,123	8.20	8.59
3	Central Coal Company	8, WV, 39	MTC	B	17,950	\$53.50	\$14.88	\$68.38	0.69	12,277	12.62	6.15
4	Central Coal Company	8, WV, 39	MTC	B	24,745	\$65.04	\$14.99	\$80.04	0.69	12,452	11.30	6.06
5	Coalsales LLC	17, CO, 107	MTC	B	10,681	\$70.18	\$14.05	\$84.23	0.46	11,188	9.92	10.65
6	Keystone Industries LLC	8, WV, 39	MTC	B	17,695	\$64.01	\$14.73	\$78.74	0.69	12,155	12.34	7.21
7	Magnum Coal Sales LLC	8, WV, 45	S	B	1,756	\$68.66	\$15.25	\$83.91	0.64	12,140	12.15	7.53

DECLASSIFIED

MONTHLY REPORT OF COST AND QUALITY OF COAL FOR ELECTRIC PLANTS  
ORIGIN, TONNAGE, DELIVERED PRICE AND AS RECEIVED QUALITY

**SPECIFIED  
CONFIDENTIAL**

1. Report for: Mo. 04/2008  
2. Reporting Company: Florida Power Corporation  
3. Plant Name: Transfer Facility - Mobile

4. NAME, TITLE, TELEPHONE NUMBER OF CONTACT PERSON CONCERNING DATA  
SUBMITTED ON THIS FORM: Jon Putnam, Business Financial Analyst, (919) 546-6368

5. Signature of Official Submitting Report :   
Joel Rutledge - Lead Business Financial Analyst

6. DATE COMPLETED: 6/9/2008

Line No.	Supplier Name	Mine Location	Purchase Type	Transportation Mode	Tons	Effective Purchase Price (\$/Ton)	Total Transportation Cost (\$/Ton)	F.O.B. Plant Price (\$/Ton)	As Received Coal Quality			
									Percent Sulfur (%)	Btu Content (Btu/lb)	Percent Ash (%)	Percent Moisture (%)
(a)	(b)	(c)	(d)	(e)	(f)	(g)	(h)	(i)	(j)	(k)	(l)	(m)
1	Interocean Coal Sales	999, IM, 45	MTC	OB	6,389	\$62.67	\$0.00	\$62.67	0.50	11,591	4.78	11.87

DECLASSIFIED

MONTHLY REPORT OF COST AND QUALITY OF COAL FOR ELECTRIC PLANTS  
ORIGIN, TONNAGE, DELIVERED PRICE AND AS RECEIVED QUALITY

**SPECIFIED  
CONFIDENTIAL**

1. Report for: Mo. 04/2008  
2. Reporting Company: Florida Power Corporation  
3. Plant Name: Transfer Facility - UBT

4. NAME, TITLE, TELEPHONE NUMBER OF CONTACT PERSON CONCERNING DATA  
SUBMITTED ON THIS FORM: Jon Putnam, Business Financial Analyst, (919) 546-6368

5. Signature of Official Submitting Report :   
Joel Rutledge - Lead Business Financial Analyst

6. DATE COMPLETED: 6/9/2008

Line No.	Supplier Name	Mine Location	Purchase Type	Transportation Mode	Tons	Effective Purchase Price (\$/Ton)	Total Transportation Cost (\$/Ton)	F.O.B. Plant Price (\$/Ton)	As Received Coal Quality			
									Percent Sulfur (%)	Btu Content (Btu/lb)	Percent Ash (%)	Percent Moisture (%)
(a)	(b)	(c)	(d)	(e)	(f)	(g)	(h)	(i)	(j)	(k)	(l)	(m)
1	Apex Coal Sales	8, WV, 45	MTC	B	15,388	\$33.12	\$12.86	\$45.98	0.48	9,696	28.51	5.40
2	Apex Coal Sales	8, WV, 45	S	B	1,721	\$41.78	\$12.86	\$54.64	0.47	8,872	31.93	6.60
3	Glencore Ltd.	999, IM, 45	MTC	OB	77,650	\$63.18	\$0.20	\$63.38	0.57	12,440	6.54	8.74
4	Massey Utility Sales Company	8, WV, 99	S	B	17,702	\$43.00	\$12.67	\$55.67	0.49	8,802	33.94	5.96

DECLASSIFIED



MONTHLY REPORT OF COST AND QUALITY OF COAL FOR ELECTRIC PLANTS  
ORIGIN, TONNAGE, DELIVERED PRICE AND AS RECEIVED QUALITY

**SPECIFIED  
CONFIDENTIAL**

1. Report for: Mo. 04/2008  
2. Reporting Company: Florida Power Corporation  
3. Plant Name: Crystal River 1 & 2

4. NAME, TITLE, TELEPHONE NUMBER OF CONTACT PERSON CONCERNING DATA  
SUBMITTED ON THIS FORM: Jon Putnam, Business Financial Analyst, (919) 546-6368

5. Signature of Official Submitting Report :   
Joel Rutledge - Lead Business Financial Analyst

6. DATE COMPLETED: 6/9/2008

Line No.	Supplier Name	Mine Location	Purchase Type	Tons	F.O.B. Mine Price (\$/Ton)	Short Haul & Loading Charges (\$/Ton)	Original Invoice Price (\$/Ton)	Retro-active Price Inc(Dec) (\$/Ton)	Base Price (\$/Ton)	Quality Adjust-ments (\$/Ton)	Effective Purchase Price (\$/Ton)
(a)	(b)	(c)	(d)	(e)	(f)	(g)	(h)	(i)	(j)	(k)	(l)
1	B&W Resources Inc	8, KY, 51	MTC	22,795	\$50.25	N/A	\$50.25	\$0.00	\$50.25	\$0.29	\$50.54
2	Consol Energy Sales Company	8, KY, 119	MTC	11,493	\$52.00	N/A	\$52.00	\$0.00	\$52.00	\$1.95	\$53.95
3	Constellation Energy Commodities Group Inc.	8, KY, 193	MTC	22,914	\$52.50	N/A	\$52.50	\$0.00	\$52.50	\$1.63	\$54.13
4	Constellation Energy Commodities Group Inc.	8, WV, 81	MTC	10,309	\$52.50	N/A	\$52.50	\$0.00	\$52.50	\$0.34	\$52.84
5	ICG LLC	8, KY, 193	MTC	23,141	\$48.40	N/A	\$48.40	\$0.00	\$48.40	\$(0.21)	\$48.19
6	Massey Utility Sales Company	8, WV, 5	MTC	32,058	\$47.22	N/A	\$47.22	\$0.00	\$47.22	\$(0.84)	\$46.38
7	Transfer Facility	N/A	N/A	12,714	\$67.18	N/A	\$67.18	\$0.00	\$67.18	N/A	\$67.18
8	Trinity Coal Marketing LLC	8, KY, 71	LTC	11,631	\$51.00	N/A	\$51.00	\$0.00	\$51.00	\$0.00	\$51.00

**DECLASSIFIED**



MONTHLY REPORT OF COST AND QUALITY OF COAL FOR ELECTRIC PLANTS  
ORIGIN, TONNAGE, DELIVERED PRICE AND AS RECEIVED QUALITY

**SPECIFIED  
CONFIDENTIAL**

1. Report for: Mo. 04/2008  
2. Reporting Company: Florida Power Corporation  
3. Plant Name: Crystal River 4 & 5

4. NAME, TITLE, TELEPHONE NUMBER OF CONTACT PERSON CONCERNING DATA  
SUBMITTED ON THIS FORM: Jon Putnam, Business Financial Analyst, (919) 546-6368

5. Signature of Official Submitting Report :   
Joel Rutledge - Lead Business Financial Analyst

6. DATE COMPLETED: 6/9/2008

Line No.	Supplier Name	Mine Location	Purchase Type	Tons	F.O.B. Mine Price (\$/Ton)	Short Haul & Loading Charges (\$/Ton)	Original Invoice Price (\$/Ton)	Retro-active Price Inc(Dec) (\$/Ton)	Base Price (\$/Ton)	Quality Adjust-ments (\$/Ton)	Effective Purchase Price (\$/Ton)
(a)	(b)	(c)	(d)	(e)	(f)	(g)	(h)	(i)	(j)	(k)	(l)
1	Constellation Energy Commodities Group Inc.	8, KY, 195	S	11,004	\$92.25	N/A	\$92.25	\$0.00	\$92.25	\$0.37	\$92.62
2	Constellation Energy Commodities Group Inc.	8, WV, 39	S	11,408	\$86.55	N/A	\$86.55	\$0.00	\$86.55	\$2.09	\$88.64
3	Constellation Energy Commodities Group Inc.	8, WV, 5	S	22,145	\$86.55	N/A	\$86.55	\$0.00	\$86.55	\$(0.47)	\$86.08
4	Massey Utility Sales Company	8, WV, 5	MTC	45,907	\$53.37	N/A	\$53.37	\$0.00	\$53.37	\$2.46	\$55.83
5	MC Mining LLC	8, KY, 195	MTC	33,750	\$57.00	N/A	\$57.00	\$0.00	\$57.00	\$1.15	\$58.15
6	NRG Power Marketing Inc	8, WV, 45	S	10,545	\$83.00	N/A	\$83.00	\$0.00	\$83.00	\$(1.60)	\$81.40
7	Transfer Facility	N/A	N/A	110,193	\$53.18	N/A	\$53.18	\$0.00	\$53.18	N/A	\$53.18
8	Transfer Facility	N/A	N/A	21,999	\$63.28	N/A	\$63.28	\$0.00	\$63.28	N/A	\$63.28
9	Transfer Facility	N/A	N/A	120,108	\$79.96	N/A	\$79.96	\$0.00	\$79.96	N/A	\$79.96

**DECLASSIFIED**

MONTHLY REPORT OF COST AND QUALITY OF COAL FOR ELECTRIC PLANTS  
ORIGIN, TONNAGE, DELIVERED PRICE AND AS RECEIVED QUALITY

**SPECIFIED  
CONFIDENTIAL**

1. Report for: Mo. 04/2008  
2. Reporting Company: Florida Power Corporation  
3. Plant Name: Transfer Facility - IMT

4. NAME, TITLE, TELEPHONE NUMBER OF CONTACT PERSON CONCERNING DATA  
SUBMITTED ON THIS FORM: Jon Putnam, Business Financial Analyst, (919) 546-6368

5. Signature of Official Submitting Report : Joel Rutledge  
Joel Rutledge - Lead Business Financial Analyst

6. DATE COMPLETED: 6/9/2008

Line No.	Supplier Name	Mine Location	Purchase Type	Tons	F.O.B. Mine Price (\$/Ton)	Short Haul & Loading Charges (\$/Ton)	Original Invoice Price (\$/Ton)	Retro-active Price Inc(Dec) (\$/Ton)	Base Price (\$/Ton)	Quality Adjust-ments (\$/Ton)	Effective Purchase Price (\$/Ton)
(a)	(b)	(c)	(d)	(e)	(f)	(g)	(h)	(i)	(j)	(k)	(l)
1	Arch Coal Sales	8, WV, 45	S	14,800	\$47.00	N/A	\$47.00	\$0.00	\$47.00	\$(0.32)	\$46.68
2	Arch Coal Sales	17, CO, 29	S	9,803	\$83.25	N/A	\$83.25	\$0.00	\$83.25	\$3.05	\$86.30
3	Central Coal Company	8, WV, 39	MTC	17,950	\$52.00	N/A	\$52.00	\$0.00	\$52.00	\$1.50	\$53.50
4	Central Coal Company	8, WV, 39	MTC	24,745	\$64.25	N/A	\$64.25	\$0.00	\$64.25	\$0.79	\$65.04
5	Coalsales LLC	17, CO, 107	MTC	10,681	\$70.45	N/A	\$70.45	\$0.00	\$70.45	\$(0.27)	\$70.18
6	Keystone Industries LLC	8, WV, 39	MTC	17,695	\$64.25	N/A	\$64.25	\$0.00	\$64.25	\$(0.24)	\$64.01
7	Magnum Coal Sales LLC	8, WV, 45	S	1,756	\$69.00	N/A	\$69.00	\$0.00	\$69.00	\$(0.34)	\$68.66

DECLASSIFIED

MONTHLY REPORT OF COST AND QUALITY OF COAL FOR ELECTRIC PLANTS  
ORIGIN, TONNAGE, DELIVERED PRICE AND AS RECEIVED QUALITY

**SPECIFIED  
CONFIDENTIAL**

1. Report for: Mo. 04/2008  
2. Reporting Company: Florida Power Corporation  
3. Plant Name: Transfer Facility - Mobile

4. NAME, TITLE, TELEPHONE NUMBER OF CONTACT PERSON CONCERNING DATA  
SUBMITTED ON THIS FORM: Jon Putnam, Business Financial Analyst, (919) 546-6368

5. Signature of Official Submitting Report : Joel Rutledge  
Joel Rutledge - Lead Business Financial Analyst

6. DATE COMPLETED: 6/9/2008

Line No.	Supplier Name	Mine Location	Purchase Type	Tons	F.O.B. Mine Price (\$/Ton)	Short Haul & Loading Charges (\$/Ton)	Original Invoice Price (\$/Ton)	Retro-active Price Inc(Dec) (\$/Ton)	Base Price (\$/Ton)	Quality Adjust-ments (\$/Ton)	Effective Purchase Price (\$/Ton)
(a)	(b)	(c)	(d)	(e)	(f)	(g)	(h)	(i)	(j)	(k)	(l)
1	Interocean Coal Sales	999, IM, 45	MTC	6,389	\$59.74	N/A	\$59.74	\$0.00	\$59.74	\$2.93	\$62.67

**DECLASSIFIED**

MONTHLY REPORT OF COST AND QUALITY OF COAL FOR ELECTRIC PLANTS  
ORIGIN, TONNAGE, DELIVERED PRICE AND AS RECEIVED QUALITY

**SPECIFIED  
CONFIDENTIAL**

1. Report for: Mo. 04/2008  
2. Reporting Company: Florida Power Corporation  
3. Plant Name: Transfer Facility - UBT

4. NAME, TITLE, TELEPHONE NUMBER OF CONTACT PERSON CONCERNING DATA  
SUBMITTED ON THIS FORM: Jon Putnam, Business Financial Analyst, (919) 546-6368

5. Signature of Official Submitting Report : Joel Rutledge  
Joel Rutledge - Lead Business Financial Analyst

6. DATE COMPLETED: 6/9/2008

Line No.	Supplier Name	Mine Location	Purchase Type	Tons	F.O.B. Mine Price (\$/Ton)	Short Haul & Loading Charges (\$/Ton)	Original Invoice Price (\$/Ton)	Retro-active Price Inc(Dec) (\$/Ton)	Base Price (\$/Ton)	Quality Adjust-ments (\$/Ton)	Effective Purchase Price (\$/Ton)
(a)	(b)	(c)	(d)	(e)	(f)	(g)	(h)	(i)	(j)	(k)	(l)
1	Apex Coal Sales	8, WV, 45	MTC	15,388	\$34.50	N/A	\$34.50	\$0.00	\$34.50	\$(1.38)	\$33.12
2	Apex Coal Sales	8, WV, 45	S	1,721	\$40.50	N/A	\$40.50	\$0.00	\$40.50	\$1.28	\$41.78
3	Glencore Ltd.	999, IM, 45	MTC	77,650	\$63.00	N/A	\$63.00	\$0.00	\$63.00	\$0.18	\$63.18
4	Massey Utility Sales Company	8, WV, 99	S	17,702	\$43.00	N/A	\$43.00	\$0.00	\$43.00	\$0.00	\$43.00

**DECLASSIFIED**

MONTHLY REPORT OF COST AND QUALITY OF COAL FOR ELECTRIC PLANTS  
ORIGIN, TONNAGE, DELIVERED PRICE AND AS RECEIVED QUALITY

**SPECIFIED  
CONFIDENTIAL**

1. Report for: Mo. 04/2008  
2. Reporting Company: Florida Power Corporation  
3. Plant Name: Crystal River 1 & 2

4. NAME, TITLE, TELEPHONE NUMBER OF CONTACT PERSON CONCERNING DATA  
SUBMITTED ON THIS FORM: Jon Putnam, Business Financial Analyst, (919) 546-6368

5. Signature of Official Submitting Report : Jon Putnam  
Jon Rutledge - Lead Business Financial Analyst

6. DATE COMPLETED: 6/9/2008

Line No.	Supplier Name	Mine Location	Shipping Point	Transportation Mode	Tons	Effective Purchase Price (\$/Ton)	Additional Shorthaul & Loading Charges (\$/Ton)	Rail Rate (\$/Ton)	Other Rail Charges (\$/Ton)	River Barge Rate (\$/Ton)	Trans-loading Rate (\$/Ton)	Ocean Barge Rate (\$/Ton)	Other Water Charges (\$/Ton)	Other Related Charges (\$/Ton)	Transportation Charges (\$/Ton)	F.O.B. Plant Price (\$/Ton)	
																	(a)
1	B&W Resources Inc	8, KY, 51	Resource, KY	UR	22,795	\$50.54	N/A	\$28.80	\$1.13	N/A	N/A	N/A	N/A	N/A	N/A	\$29.93	\$80.48
2	Consol Energy Sales Company	8, KY, 119	Mousie, KY	UR	11,493	\$53.95	N/A	\$28.97	\$1.11	N/A	N/A	N/A	N/A	N/A	N/A	\$30.08	\$84.04
3	Constellation Energy Commodities Group Inc	8, KY, 193	Leatherwood, KY	UR	22,914	\$54.13	N/A	\$30.55	\$1.30	N/A	N/A	N/A	N/A	N/A	N/A	\$31.85	\$85.98
4	Constellation Energy Commodities Group Inc	8, WV, 81	Goals, WV	UR	10,309	\$52.84	N/A	\$30.99	\$1.44	N/A	N/A	N/A	N/A	N/A	N/A	\$32.43	\$85.27
5	ICG LLC	8, KY, 193	Typo	UR	23,141	\$48.19	N/A	\$30.55	\$1.12	N/A	N/A	N/A	N/A	N/A	N/A	\$31.67	\$79.86
6	Massey Utility Sales Company	8, WV, 5	Homer	UR	32,058	\$46.38	N/A	\$31.24	\$1.42	N/A	N/A	N/A	N/A	N/A	N/A	\$32.66	\$79.04
7	Transfer Facility	N/A	Davant, La	GB	12,714	\$67.18	N/A	N/A	N/A	N/A	\$2.36	\$7.66	\$1.09	N/A	N/A	\$11.10	\$78.28
8	Trinity Coal Marketing LLC	8, KY, 71	Banner, KY	UR	11,631	\$51.00	N/A	\$28.97	\$1.11	N/A	N/A	N/A	N/A	N/A	N/A	\$30.08	\$81.08

**DECLASSIFIED**



MONTHLY REPORT OF COST AND QUALITY OF COAL FOR ELECTRIC PLANTS  
ORIGIN, TONNAGE, DELIVERED PRICE AND AS RECEIVED QUALITY

**SPECIFIED  
CONFIDENTIAL**

1. Report for: Mo. 04/2008  
2. Reporting Company: Florida Power Corporation  
3. Plant Name: Crystal River 4 & 5

4. NAME, TITLE, TELEPHONE NUMBER OF CONTACT PERSON CONCERNING DATA  
SUBMITTED ON THIS FORM: Jon Putnam, Business Financial Analyst, (919) 546-6368

5. Signature of Official Submitting Report :   
Joel Rutledge - Lead Business Financial Analyst

6. DATE COMPLETED: 6/9/2008

Line No.	Supplier Name	Mine Location	Shipping Point	Transportation Mode	Tons	Effective Purchase Price (\$/Ton)	Additional Shorthaul & Loading Charges (\$/Ton)	Rail Rate (\$/Ton)	Other Rail Charges (\$/Ton)	River Barge Rate (\$/Ton)	Trans-loading Rate (\$/Ton)	Ocean Barge Rate (\$/Ton)	Other Water Charges (\$/Ton)	Other Related Charges (\$/Ton)	Transportation Charges (\$/Ton)	F.O.B. Plant Price (\$/Ton)
(a)	(b)	(c)	(d)	(e)	(f)	(g)	(h)	(i)	(j)	(k)	(l)	(m)	(n)	(o)	(p)	(q)
1	Constellation Energy Commodities Group Inc	8, KY, 195	Scotts Branch, KY	UR	11,004	\$92.62	N/A	\$28.97	\$1.27	N/A	N/A	N/A	N/A	N/A	\$30.24	\$122.85
2	Constellation Energy Commodities Group Inc	8, WV, 39	Toms Fork	UR	11,408	\$88.64	N/A	\$30.99	\$1.30	N/A	N/A	N/A	N/A	N/A	\$32.29	\$120.93
3	Constellation Energy Commodities Group Inc	8, WV, 5	Sylvester, WV	UR	22,145	\$86.08	N/A	\$30.99	\$1.28	N/A	N/A	N/A	N/A	N/A	\$32.27	\$118.36
4	Massey Utility Sales Company	8, WV, 5	Sylvester, WV	UR	45,907	\$55.83	N/A	\$30.99	\$1.27	N/A	N/A	N/A	N/A	N/A	\$32.26	\$88.09
5	MC Mining LLC	8, KY, 195	Scotts Branch, KY	UR	33,750	\$58.15	N/A	\$28.97	\$1.27	N/A	N/A	N/A	N/A	N/A	\$30.24	\$88.38
6	NRG Power Marketing Inc	8, WV, 45	Pardee, WV	UR	10,545	\$81.40	N/A	\$30.99	\$1.32	N/A	N/A	N/A	N/A	N/A	\$32.31	\$113.71
7	Transfer Facility	N/A	Davant, La	GB	110,193	\$53.18	N/A	N/A	N/A	N/A	\$2.55	\$7.87	\$0.33	N/A	\$10.76	\$63.94
8	Transfer Facility	N/A	Mobile, Al	GB	21,999	\$63.28	N/A	N/A	N/A	N/A	\$0.00	\$7.08	\$1.09	N/A	\$8.17	\$71.45
9	Transfer Facility	N/A	Myrtle Grove, La	GB	120,108	\$79.96	N/A	N/A	N/A	N/A	\$2.27	\$8.35	\$0.07	N/A	\$10.69	\$90.65

**DECLASSIFIED**

MONTHLY REPORT OF COST AND QUALITY OF COAL FOR ELECTRIC PLANTS  
ORIGIN, TONNAGE, DELIVERED PRICE AND AS RECEIVED QUALITY

**SPECIFIED  
CONFIDENTIAL**

1. Report for: Mo. 04/2008  
2. Reporting Company: Florida Power Corporation  
3. Plant Name: Transfer Facility - IMT

4. NAME, TITLE, TELEPHONE NUMBER OF CONTACT PERSON CONCERNING DATA  
SUBMITTED ON THIS FORM: Jon Putnam, Business Financial Analyst, (919) 546-6368

5. Signature of Official Submitting Report : Joe Rutledge  
Joe Rutledge - Lead Business Financial Analyst

6. DATE COMPLETED: 6/9/2008

Line No.	Supplier Name	Mine Location	Shipping Point	Transportation Mode	Tons	Effective Purchase Price (\$/Ton)	Additional Shorthaul & Loading Charges (\$/Ton)	Rail Rate (\$/Ton)	Other Rail Charges (\$/Ton)	River Barge Rate (\$/Ton)	Trans-loading Rate (\$/Ton)	Ocean Barge Rate (\$/Ton)	Other Water Charges (\$/Ton)	Other Related Charges (\$/Ton)	Transportation Charges (\$/Ton)	F.O.B. Plant Price (\$/Ton)
(a)	(b)	(c)	(d)	(e)	(f)	(g)	(h)	(i)	(j)	(k)	(l)	(m)	(n)	(o)	(p)	(q)
1	Arch Coal Sales	8, WV, 45	Mt Laurel	B	14,800	\$46.68	N/A	N/A	N/A	\$12.67	\$2.40	N/A	\$0.00	N/A	\$15.07	\$61.75
2	Arch Coal Sales	17, CO, 29	West Elk	B	9,803	\$86.30	N/A	N/A	N/A	\$12.25	\$2.40	N/A	\$0.01	N/A	\$14.66	\$100.96
3	Central Coal Company	8, WV, 39	Kanahwa Eagle	B	17,950	\$53.50	N/A	N/A	N/A	\$12.85	\$1.96	N/A	\$0.07	N/A	\$14.88	\$68.38
4	Central Coal Company	8, WV, 39	Kanahwa Eagle	B	24,745	\$65.04	N/A	N/A	N/A	\$12.85	\$2.07	N/A	\$0.07	N/A	\$14.99	\$80.04
5	Coalsales LLC	17, CO, 107	Twentymile, Co	B	10,681	\$70.18	N/A	N/A	N/A	\$12.25	\$1.80	N/A	\$0.00	N/A	\$14.05	\$84.23
6	Keystone Industries LLC	8, WV, 39	Marmet Dock, WV	B	17,695	\$64.01	N/A	N/A	N/A	\$12.85	\$1.88	N/A	\$0.00	N/A	\$14.73	\$78.74
7	Magnum Coal Sales LLC	8, WV, 45	Panther Mining	B	1,756	\$68.66	N/A	N/A	N/A	\$12.85	\$2.40	N/A	\$0.00	N/A	\$15.25	\$83.91

DECLASSIFIED



MONTHLY REPORT OF COST AND QUALITY OF COAL FOR ELECTRIC PLANTS  
ORIGIN, TONNAGE, DELIVERED PRICE AND AS RECEIVED QUALITY

**SPECIFIED  
CONFIDENTIAL**

1. Report for: Mo. 04/2008  
2. Reporting Company: Florida Power Corporation  
3. Plant Name: Transfer Facility - Mobile

4. NAME, TITLE, TELEPHONE NUMBER OF CONTACT PERSON CONCERNING DATA  
SUBMITTED ON THIS FORM: Jon Putnam, Business Financial Analyst, (919) 546-6368

5. Signature of Official Submitting Report : Joel Rutledge  
Joel Rutledge - Lead Business Financial Analyst

6. DATE COMPLETED: 6/9/2008

Line No.	Supplier Name	Mine Location	Shipping Point	Transportation Mode	Tons	Effective Purchase Price (\$/Ton)	Additional Shorthaul & Loading Charges (\$/Ton)	Rail Rate (\$/Ton)	Other Rail Charges (\$/Ton)	River Barge Rate (\$/Ton)	Trans-loading Rate (\$/Ton)	Ocean Barge Rate (\$/Ton)	Other Water Charges (\$/Ton)	Other Related Charges (\$/Ton)	Transportation Charges (\$/Ton)	F.O.B. Plant Price (\$/Ton)
(a)	(b)	(c)	(d)	(e)	(f)	(g)	(h)	(i)	(j)	(k)	(l)	(m)	(n)	(o)	(p)	(q)
1	Interocean Coal Sales	999, IM, 45	Cartagena, S.A.	OB	6,389	\$62.67	N/A	N/A	N/A	N/A	N/A	N/A	\$0.00	N/A	\$0.00	\$62.67

**DECLASSIFIED**

MONTHLY REPORT OF COST AND QUALITY OF COAL FOR ELECTRIC PLANTS  
ORIGIN, TONNAGE, DELIVERED PRICE AND AS RECEIVED QUALITY

**SPECIFIED  
CONFIDENTIAL**

1. Report for: Mo. 04/2008  
2. Reporting Company: Florida Power Corporation  
3. Plant Name: Transfer Facility - UBT

4. NAME, TITLE, TELEPHONE NUMBER OF CONTACT PERSON CONCERNING DATA  
SUBMITTED ON THIS FORM: Jon Putnam, Business Financial Analyst, (919) 546-6368

5. Signature of Official Submitting Report :

*Joel Rutledge*  
Joel Rutledge - Lead Business Financial Analyst

6. DATE COMPLETED: 6/9/2008

Line No.	Supplier Name	Mine Location	Shipping Point	Transportation Mode	Tons	Effective Purchase Price (\$/Ton)	Additional Shorthaul & Loading Charges (\$/Ton)	Rail Rate (\$/Ton)	Other Rail Charges (\$/Ton)	River Barge Rate (\$/Ton)	Trans-loading Rate (\$/Ton)	Ocean Barge Rate (\$/Ton)	Other Water Charges (\$/Ton)	Other Related Charges (\$/Ton)	Transportation Charges (\$/Ton)	F.O.B. Plant Price (\$/Ton)
(a)	(b)	(c)	(d)	(e)	(f)	(g)	(h)	(i)	(j)	(k)	(l)	(m)	(n)	(o)	(p)	(q)
1	Apex Coal Sales	8, WV, 45	Amherstdale, WV	B	15,388	\$33.12	N/A	N/A	N/A	\$12.85	\$0.00	N/A	\$0.01	N/A	\$12.86	\$45.98
2	Apex Coal Sales	8, WV, 45	Amherstdale, WV	B	1,721	\$41.78	N/A	N/A	N/A	\$12.85	\$0.00	N/A	\$0.01	N/A	\$12.86	\$54.64
3	Glencore Ltd.	999, IM, 45	La Jagua, S.A.	OB	77,650	\$63.18	N/A	N/A	N/A	N/A	\$0.00	N/A	\$0.20	N/A	\$0.20	\$63.38
4	Massey Utility Sales Company	8, WV, 99	Ceredo Dock, WV	B	17,702	\$43.00	N/A	N/A	N/A	\$12.67	\$0.00	N/A	\$0.00	N/A	\$12.67	\$55.67

**DECLASSIFIED**

MONTHLY REPORT OF COST AND QUALITY OF COAL FOR ELECTRIC PLANTS  
 ORIGIN, TONNAGE, DELIVERED PRICE AND AS RECEIVED QUALITY

**SPECIFIED  
 CONFIDENTIAL**

1. Report for: Mo. 04/2008  
 2. Reporting Company: Florida Power Corporation  
 3. Plant Name: Crystal River 1 & 2

4. NAME, TITLE, TELEPHONE NUMBER OF CONTACT PERSON CONCERNING DATA  
 SUBMITTED ON THIS FORM: Pat Parson, Business Financial Analyst, (919) 546-6512

5. Signature of Official Submitting Report:

  
 Joe Rutledge - Lead Business Financial Analyst

6. DATE COMPLETED: 6/9/2008

Line No.	Month Reported	Form Plant Name	Intended Generating Plant	Supplier Name	Original Line Number	Volume (tons)	Form No.	Column Title	Old Value	New Value	New F.O.B. Plant Price	Reason for Revision
(a)	(b)	(c)	(d)	(e)	(f)	(g)	(h)	(i)	(j)	(k)	(l)	(m)

NONE

DECLASSIFIED

MONTHLY REPORT OF COST AND QUALITY OF COAL FOR ELECTRIC PLANTS  
 ORIGIN, TONNAGE, DELIVERED PRICE AND AS RECEIVED QUALITY

**SPECIFIED  
 CONFIDENTIAL**

1. Report for: Mo. 04/2008  
 2. Reporting Company: Florida Power Corporation  
 3. Plant Name: Crystal River 4 & 5

4. NAME, TITLE, TELEPHONE NUMBER OF CONTACT PERSON CONCERNING DATA  
 SUBMITTED ON THIS FORM: Pat Parson, Business Financial Analyst, (919) 546-6512

5. Signature of Official Submitting Report:

  
 \_\_\_\_\_  
 Joel Rutledge - Lead Business Financial Analyst

6. DATE COMPLETED: 6/9/2008

Line No.	Month Reported	Form Plant Name	Intended Generating Plant	Supplier Name	Original Line Number	Volume (tons)	Form No.	Column Title	Old Value	New Value	New F.O.B. Plant Price	Reason for Revision
(a)	(b)	(c)	(d)	(e)	(f)	(g)	(h)	(i)	(j)	(k)	(l)	(m)

NONE

DECLASSIFIED

**SPECIFIED  
CONFIDENTIAL**

**MONTHLY REPORT OF COST AND QUALITY OF COAL FOR ELECTRIC PLANTS  
ORIGIN, TONNAGE, DELIVERED PRICE AND AS RECEIVED QUALITY**

1. Report for: Mo. 04/2008  
 2. Reporting Company: Florida Power Corporation  
 3. Plant Name: Transfer Facility - IMT

4. NAME, TITLE, TELEPHONE NUMBER OF CONTACT PERSON CONCERNING DATA  
 SUBMITTED ON THIS FORM: Pat Parson, Business Financial Analyst, (919) 546-6512

5. Signature of Official Submitting Report:

  
 Joel Rutledge - Lead Business Financial Analyst

6. DATE COMPLETED: 6/9/2008

Line No.	Month Reported	Form Plant Name	Intended Generating Plant	Supplier Name	Original Line Number	Volume (tons)	Form No.	Column Title	Old Value	New Value	New F.O.B. Plant Price	Reason for Revision
(a)	(b)	(c)	(d)	(e)	(f)	(g)	(h)	(i)	(j)	(k)	(l)	(m)

NONE

**DECLASSIFIED**

**SPECIFIED  
CONFIDENTIAL**

**MONTHLY REPORT OF COST AND QUALITY OF COAL FOR ELECTRIC PLANTS  
ORIGIN, TONNAGE, DELIVERED PRICE AND AS RECEIVED QUALITY**

1. Report for: Mo. 04/2008  
 2. Reporting Company: Florida Power Corporation  
 3. Plant Name: Transfer Facility - Mobile

4. NAME, TITLE, TELEPHONE NUMBER OF CONTACT PERSON CONCERNING DATA  
 SUBMITTED ON THIS FORM: Pat Parson, Business Financial Analyst, (919) 546-6512

5. Signature of Official Submitting Report:

  
 Joe Rutledge - Lead Business Financial Analyst

6. DATE COMPLETED: 6/9/2008

Line No.	Month Reported	Form Plant Name	Intended Generating Plant	Supplier Name	Original Line Number	Volume (tons)	Form No.	Column Title	Old Value	New Value	New F.O.B. Plant Price	Reason for Revision
(a)	(b)	(c)	(d)	(e)	(f)	(g)	(h)	(i)	(j)	(k)	(l)	(m)

NONE

**DECLASSIFIED**

**SPECIFIED  
CONFIDENTIAL**

**MONTHLY REPORT OF COST AND QUALITY OF COAL FOR ELECTRIC PLANTS  
ORIGIN, TONNAGE, DELIVERED PRICE AND AS RECEIVED QUALITY**

1. Report for: Mo. 04/2008  
 2. Reporting Company: Florida Power Corporation  
 3. Plant Name: Transfer Facility - UBT

4. NAME, TITLE, TELEPHONE NUMBER OF CONTACT PERSON CONCERNING DATA  
 SUBMITTED ON THIS FORM: Pat Parson, Business Financial Analyst, (919) 646-6512

5. Signature of Official Submitting Report:

  
 Joel Rutledge - Lead Business Financial Analyst

6. DATE COMPLETED: 6/9/2008

Line No.	Month Reported	Form Plant Name	Intended Generating Plant	Supplier Name	Original Line Number	Volume (tons)	Form No.	Column Title	Old Value	New Value	New F.O.B. Plant Price	Reason for Revision
(a)	(b)	(c)	(d)	(e)	(f)	(g)	(h)	(i)	(j)	(k)	(l)	(m)

NONE

**DECLASSIFIED**