



REDACTED

RECEIVED-FPSC
09 MAR 13 AM 11:18
COMMISSION
CLERK

March 11, 2009

Ms. Ann Cole
Commission Clerk
Florida Public Service Commission
2540 Shumard Oak Boulevard
Tallahassee, Florida 32399-0850


Re: Docket No. 090001-EI

Dear Ms. Cole:

Enclosed for filing on behalf of Progress Energy Florida, Inc. are an original plus ten (10) copies of FPSC 423 forms for the month of January, 2009, along with Progress Energy Florida, Inc.'s Request for Specified Confidential Treatment. Forms 423-1A, 423-2, 423-2A, 423-2B, and 423-2C contained in this filing have been edited to delete certain confidential information. An unedited copy of the 423 forms, has been submitted for filing this date under separate cover.

Please acknowledge your receipt and filing of the above on the enclosed copy of this letter and return same to me.

Sincerely,



John Burnett
Associate General Counsel

JB/emc
Enclosures
cc: Parties of record

ECR
GCL 2

DOCUMENT NUMBER - DATE
02187 MAR 13 8
FPSC-COMMISSION CLERK

FPSC FORM 423-1


MONTHLY REPORT OF COST AND QUALITY OF FUEL FOR ELECTRIC PLANTS
ORIGIN, VOLUME, DELIVERED PRICE AND AS RECEIVED QUALITY

1. REPORTING MONTH: 01/2009

2. REPORTING COMPANY: FLORIDA POWER CORPORATION

3. NAME, TITLE, TELEPHONE NUMBER OF CONTACT PERSON CONCERNING DATA
SUBMITTED ON THIS FORM: Jill Allyson Senior Business Financial Analyst (919) 546-7949

4. SIGNATURE OF OFFICIAL SUBMITTED REPORT:


Denise Hards

5. DATE COMPLETED: 03/05/2009

LIN NO.	PLANT NAME	SUPPLIER NAME	SHIPPING POINT	PURCHASE TYPE	DELIVERY LOCATION	DELIVERY DATE	DELIVERY TYPE	SULFUR CONTENT (%)	BTU CONTENT (Btu/gal)	VOLUME (Bbls)	DELIVERED PRICE (\$/Bbl)
(a)	(b)	(c)	(d)	(e)	(f)	(g)	(h)	(i)	(j)	(k)	(l)
1	Ancote	Transfer Facility	Martin Gas Terminal	N/A	FOB PLANT	01/2009		0.03	137,180	521	\$3.1540
2	Avon Park Peakers	Transfer Facility	Martin Gas Terminal	N/A	FOB PLANT	01/2009		0.03	137,180	1,457	\$3.3006
3	Bartow Steam Plant	RIO Energy International Inc.	Houston, TX	MTC	FOB TERMINAL	01/2009		1.37	157,216	440,908	\$42.8245
4	Crystal River	Transfer Facility	Martin Gas Terminal	N/A	FOB PLANT	01/2009		0.02	118,735	7,870	\$3.7120
5	Hines Energy Complex	Transfer Facility	Martin Gas Terminal	N/A	FOB PLANT	01/2009		0.03	137,180	12,474	\$2.7353
6	Intercession City Peakers	Mansfield Oil Company of Gaines	Tampa, FL	MTC	FOB PLANT	01/2009		1.20	139,511	12,194	\$64.9800
7	Martin Gas Terminal	Martin Product Sales	Pascagoula, MS	S	FOB TERMINAL	01/2009		0.03	137,180	22,455	\$62.1397

DOCUMENT NUMBER-DATE
02187 MAR 13 8
FPSC-COMMISSION CLERK

FPSC FORM 423-1(A)

MONTHLY REPORT OF COST AND QUALITY OF FUEL FOR ELECTRIC PLANTS
ORIGIN, VOLUME, DELIVERED PRICE AND AS RECEIVED QUALITY

**SPECIFIED
CONFIDENTIAL**

1. REPORTING MONTH: 01/2009

3. NAME, TITLE, TELEPHONE NUMBER OF CONTACT PERSON CONCERNING DATA
SUBMITTED ON THIS FORM: Jill Altison Senior Business Financial Analyst (919) 546-7949

2. REPORTING COMPANY: FLORIDA POWER CORPORATION

4. SIGNATURE OF OFFICIAL SUBMITTED REPORT: [Signature]
Denise Hards
Lead Business Financial Analyst

5. DATE COMPLETED: 03/05/2009

LI NO	PLANT NAME	SUPPLIER NAME	DELIVERY LOCATION	DELIVERY DATE	TYP QTY	VOLUME (Bbls)	INVOICE		DISCOUNT (%)	NET		EFFECTIVE PURCHASE		TO TERMINAL	ADDITIONAL TRANSPORT	OTHER CHARGES	DELIVERED PRICE
							PRICE (\$/Bbls)	AMOUNT (\$)		AMOUNT (\$)	PRICE (\$/Bbls)	ADJUST (\$/Bbls)	PRICE (\$/Bbls)				
(a)	(b)	(c)	(d)	(e)	(f)	(g)	(h)	(i)	(j)	(k)	(l)	(m)	(n)	(o)	(p)	(q)	(r)
1	Andote	Transfer Facility	FOB PLANT	01/2009		521									\$3.15		\$3.15
2	Avon Park Peakers	Transfer Facility	FOB PLANT	01/2009		1,457									\$3.30		\$3.30
3	Barlow Steam Plant	RIO Energy International Inc.	FOB TERMINAL	01/2009		440,908									\$0.00		\$42.82
4	Crystal River	Transfer Facility	FOB PLANT	01/2009		7,870									\$3.71		\$3.71
5	Hines Energy Complex	Transfer Facility	FOB PLANT	01/2009		12,474									\$2.74		\$2.74
6	Intercession City Peakers	Mansfield Oil Company of Gainesv	FOB PLANT	01/2009		12,194									\$0.00		\$64.98
7	Martin Gas Terminal	Martin Product Sales	FOB TERMINAL	01/2009		22,455									\$0.00		\$62.14

**MONTHLY REPORT OF COST AND QUALITY OF COAL FOR ELECTRIC PLANTS
ORIGIN, TONNAGE, DELIVERED PRICE AND AS RECEIVED QUALITY**

**SPECIFIED
CONFIDENTIAL**

1. Report for: Mo. 01/2009
2. Reporting Company: Florida Power Corporation
3. Plant Name: Crystal River 1 & 2

4. NAME, TITLE, TELEPHONE NUMBER OF CONTACT PERSON CONCERNING DATA
SUBMITTED ON THIS FORM: Kelly Jo Irons, Associate Business Financial Analyst, (919) 546-5028

5. Signature of Official Submitting Report :

Denise Hards
Denise Hards - Lead Business Financial Analyst

6. DATE COMPLETED: 3/5/2009

Lin No	Supplier Name	Mine Location	Purchas Type	Transpor- tation Mode	Tons	Effective Purchase Price (\$/Ton)	Total Transpor- tation Cost (\$/Ton)	F.O.B. Plant Price (\$/Ton)	As Received Coal Quality			
									Percent Sulfur (%)	Btu Content (Btu/lb)	Percent Ash (%)	Percent Moisture (%)
(a)	(b)	(c)	(d)	(e)	(f)	(g)	(h)	(i)	(j)	(k)	(l)	(m)
1	B&W Resources Inc	8, KY, 51	MTC	UR	11,236			\$74.04	0.87	12,201	10.92	6.80
2	B&W Resources Inc	8, KY, 51	MTC	UR	23,117			\$135.60	0.97	12,170	11.93	6.03
3	Constellation Energy Commodities Group Inc.	8, KY, 195	S	UR	11,404			\$141.62	0.95	12,593	8.44	7.84
4	Constellation Energy Commodities Group Inc.	8, WV, 45	MTC	UR	11,279			\$78.55	0.79	12,657	10.53	6.22
5	Constellation Energy Commodities Group Inc.	8, KY, 195	MTC	UR	10,858			\$77.73	0.98	12,266	10.43	7.54
6	ICG LLC	8, KY, 193	MTC	UR	10,952			\$73.46	1.05	12,023	12.24	6.70
7	ICG LLC	8, KY, 119	MTC	UR	11,554			\$73.46	1.01	12,119	11.87	6.03
8	ICG LLC	8, KY, 119	MTC	UR	11,641			\$143.42	1.06	12,507	9.20	6.73
9	Massey Utility Sales Company	8, WV, 5	MTC	UR	21,650			\$78.75	1.19	12,199	11.51	7.42
10	Sempra Energy Trading	8, KY, 195	S	UR	11,787			\$139.43	0.96	12,522	10.54	5.88
11	Transfer Facility	N/A	N/A	GB	15,082			\$102.87	1.00	12,791	9.11	6.08
12	Transfer Facility	N/A	N/A	GB	77,632			\$94.04	0.90	11,789	12.11	8.87
13	Trinity Coal Marketing LLC	8, KY, 71	MTC	UR	58,282			\$137.13	0.97	12,102	10.58	7.51

**MONTHLY REPORT OF COST AND QUALITY OF COAL FOR ELECTRIC PLANTS
ORIGIN, TONNAGE, DELIVERED PRICE AND AS RECEIVED QUALITY**

**SPECIFIED
CONFIDENTIAL**

1. Report for: Mo. 01/2009
2. Reporting Company: Florida Power Corporation
3. Plant Name: Crystal River 1 & 2

4. NAME, TITLE, TELEPHONE NUMBER OF CONTACT PERSON CONCERNING DATA
SUBMITTED ON THIS FORM: Kelly Jo Irons, Associate Business Financial Analyst, (919) 546-5028

5. Signature of Official Submitting Report :

Denise Hards
Denise Hards - Lead Business Financial Analyst

6. DATE COMPLETED: 3/5/2009

Lin No	Supplier Name	Mine Location	Purchas Type	Tons	F.O.B. Mine Price (\$/Ton)	Short Haul & Loading Charges (\$/Ton)	Original Invoice Price (\$/Ton)	Retro- active Price Inc(Dec) (\$/Ton)	Base Price (\$/Ton)	Quality Adjust- ments (\$/Ton)	Effective Purchase Price (\$/Ton)
(a)	(b)	(c)	(d)	(e)	(f)	(g)	(h)	(i)	(j)	(k)	(l)
1	B&W Resources Inc	8, KY, 51	MTC	11,236		N/A		\$0.00			
2	B&W Resources Inc	8, KY, 51	MTC	23,117		N/A		\$0.00			
3	Constellation Energy Commodities Group Inc.	8, KY, 195	S	11,404		N/A		\$0.00			
4	Constellation Energy Commodities Group Inc.	8, WV, 45	MTC	11,279		N/A		\$0.00			
5	Constellation Energy Commodities Group Inc.	8, KY, 195	MTC	10,858		N/A		\$0.00			
6	ICG LLC	8, KY, 193	MTC	10,952		N/A		\$0.00			
7	ICG LLC	8, KY, 119	MTC	11,554		N/A		\$0.00			
8	ICG LLC	8, KY, 119	MTC	11,641		N/A		\$0.00			
9	Massey Utility Sales Company	8, WV, 5	MTC	21,650		N/A		\$0.00			
10	Sempra Energy Trading	8, KY, 195	S	11,787		N/A		\$0.00			
11	Transfer Facility	N/A	N/A	15,082		N/A		\$0.00		N/A	
12	Transfer Facility	N/A	N/A	77,632		N/A		\$0.00		N/A	
13	Trinity Coal Marketing LLC	8, KY, 71	MTC	58,282		N/A		\$0.00			

**MONTHLY REPORT OF COST AND QUALITY OF COAL FOR ELECTRIC PLANTS
ORIGIN, TONNAGE, DELIVERED PRICE AND AS RECEIVED QUALITY**

**SPECIFIED
CONFIDENTIAL**

1. Report for: Mo. 01/2009
2. Reporting Company: Florida Power Corporation
3. Plant Name: Crystal River 1 & 2

4. NAME, TITLE, TELEPHONE NUMBER OF CONTACT PERSON CONCERNING DATA
SUBMITTED ON THIS FORM: Kelly Jo Irons, Associate Business Financial Analyst, (919) 546-5028

5. Signature of Official Submitting Report :

Denise Hards
Denise Hards - Lead Business Financial Analyst

6. DATE COMPLETED: 3/5/2009

Line No.	Supplier Name	Mine Location	Shipping Point	Transportation Mode	Tons	Effective		Additional		Rail Rate	Other Rail Charges	River Barge Rate	Trans-loading Rate	Ocean Barge Rate	Other Water Charges	Other Related Charges	Transportation Charges	F.O.B. Plant Price
						Purchase Price (\$/Ton)	& Loading Charges (\$/Ton)	Shorthaul Charges (\$/Ton)	Rail Charges (\$/Ton)									
(a)	(b)	(c)	(d)	(e)	(f)	(g)	(h)	(i)	(j)	(k)	(l)	(m)	(n)	(o)	(p)	(q)		(q)
1	B&W Resources Inc	8, KY, 51	Resource	UR	11,236		N/A			N/A		N/A	N/A	N/A	N/A	N/A		\$74.04
2	B&W Resources Inc	8, KY, 51	Resource	UR	23,117		N/A			N/A		N/A	N/A	N/A	N/A	N/A		\$135.60
3	Constellation Energy Commodities Group In	8, KY, 195	Myra	UR	11,404		N/A			N/A		N/A	N/A	N/A	N/A	N/A		\$141.62
4	Constellation Energy Commodities Group In	8, WV, 45	Mt Laurel	UR	11,279		N/A			N/A		N/A	N/A	N/A	N/A	N/A		\$78.55
5	Constellation Energy Commodities Group In	8, KY, 195	Damron Fork	UR	10,858		N/A			N/A		N/A	N/A	N/A	N/A	N/A		\$77.73
6	ICG LLC	8, KY, 193	Typo	UR	10,952		N/A			N/A		N/A	N/A	N/A	N/A	N/A		\$73.46
7	ICG LLC	8, KY, 119	Supreme/ Bates I	UR	11,554		N/A			N/A		N/A	N/A	N/A	N/A	N/A		\$73.46
8	ICG LLC	8, KY, 119	Supreme/ Bates I	UR	11,641		N/A			N/A		N/A	N/A	N/A	N/A	N/A		\$143.42
9	Massey Utility Sales Company	8, WV, 5	Homer	UR	21,650		N/A			N/A		N/A	N/A	N/A	N/A	N/A		\$78.75
10	Sempra Energy Trading	8, KY, 195	Damron Fork	UR	11,787		N/A			N/A		N/A	N/A	N/A	N/A	N/A		\$139.43
11	Transfer Facility	N/A	Davant, La	GB	15,082		N/A		N/A	N/A	N/A				N/A			\$102.87
12	Transfer Facility	N/A	Myrtle Grove, La	GB	77,632		N/A		N/A	N/A	N/A				N/A			\$94.04
13	Trinity Coal Marketing LLC	8, KY, 71	Banner	UR	58,282		N/A			N/A		N/A	N/A	N/A	N/A	N/A		\$137.13

**SPECIFIED
CONFIDENTIAL**

4. NAME, TITLE, TELEPHONE NUMBER OF CONTACT PERSON CONCERNING DATA SUBMITTED ON THIS FORM: Kelly Irons, Associate Business Financial Analyst, (919) 546-5028

Denise Harbo - Lead Business Financial Analyst

6. DATE COMPLETED: 3/5/2009

Line No.	Month Reported	Form Plant Name	Intended Generating Plant	Supplier Name	Original Line Number	Volume (tons)	Form No.	Column Title	Old Value	New Value	New F.O.B. Plant Price	Reason for Revision
(a)	(b)	(c)	(d)	(e)	(f)	(g)	(h)	(i)	(j)	(k)	(l)	(m)
NONE												

**MONTHLY REPORT OF COST AND QUALITY OF COAL FOR ELECTRIC PLANTS
ORIGIN, TONNAGE, DELIVERED PRICE AND AS RECEIVED QUALITY**

**SPECIFIED
CONFIDENTIAL**

1. Report for: Mo. 01/2009
2. Reporting Company: Florida Power Corporation
3. Plant Name: Crystal River 4 & 5

4. NAME, TITLE, TELEPHONE NUMBER OF CONTACT PERSON CONCERNING DATA
SUBMITTED ON THIS FORM: Kelly Jo Irons, Associate Business Financial Analyst, (919) 546-5028

5. Signature of Official Submitting Report:

Denise Hards
Denise Hards - Lead Business Financial Analyst

6. DATE COMPLETED: 3/5/2009

Lin No	Supplier Name	Mine Location	Purchas Type	Transpor- tation Mode	Tons	Effective Purchase Price (\$/Ton)	Total Transpor- tation Cost (\$/Ton)	F.O.B. Plant Price (\$/Ton)	As Received Coal Quality			
									Percent Sulfur (%)	Btu Content (Btu/lb)	Percent Ash (%)	Percent Moisture (%)
(a)	(b)	(c)	(d)	(e)	(f)	(g)	(h)	(i)	(j)	(k)	(l)	(m)
1	Massey Utility Sales Company	8, WV, 5	MTC	UR	11,175			\$91.62	0.75	12,632	11.88	5.41
2	MC Mining LLC	8, KY, 195	MTC	UR	11,045			\$83.82	0.57	12,508	9.38	7.05
3	MC Mining LLC	8, KY, 195	MTC	UR	11,291			\$85.82	0.66	12,558	9.11	6.99
4	MC Mining LLC	8, WV, 39	MTC	UR	23,383			\$85.83	0.72	12,527	11.14	5.68
5	Transfer Facility	N/A	N/A	GB	78,871			\$83.64	0.65	11,464	11.29	9.31
6	Transfer Facility	N/A	N/A	GB	60,721			\$101.70	0.57	11,378	11.32	10.20

**MONTHLY REPORT OF COST AND QUALITY OF COAL FOR ELECTRIC PLANTS
ORIGIN, TONNAGE, DELIVERED PRICE AND AS RECEIVED QUALITY**

**SPECIFIED
CONFIDENTIAL**

1. Report for: Mo. 01/2009
2. Reporting Company: Florida Power Corporation
3. Plant Name: Crystal River 4 & 5

4. NAME, TITLE, TELEPHONE NUMBER OF CONTACT PERSON CONCERNING DATA
SUBMITTED ON THIS FORM: Kelly Jo Irons, Associate Business Financial Analyst, (919) 546-5028

5. Signature of Official Submitting Report :

Denise Hards
Denise Hards - Lead Business Financial Analyst

6. DATE COMPLETED: 3/5/2009

Lin No	Supplier Name	Mine Location	Purchas Type	Tons	F.O.B. Mine Price (\$/Ton)	Short Haul & Loading Charges (\$/Ton)	Original Invoice Price (\$/Ton)	Retro- active Price Inc(Dec) (\$/Ton)	Base Price (\$/Ton)	Quality Adjust- ments (\$/Ton)	Effective Purchase Price (\$/Ton)
(a)	(b)	(c)	(d)	(e)	(f)	(g)	(h)	(i)	(j)	(k)	(l)
1	Massey Utility Sales Company	8, WV, 5	MTC	11,175		N/A		\$0.00			
2	MC Mining LLC	8, KY, 195	MTC	11,045		N/A		\$0.00			
3	MC Mining LLC	8, KY, 195	MTC	11,291		N/A		\$0.00			
4	MC Mining LLC	8, WV, 39	MTC	23,383		N/A		\$0.00			
5	Transfer Facility	N/A	N/A	78,871		N/A		\$0.00		N/A	
6	Transfer Facility	N/A	N/A	60,721		N/A		\$0.00		N/A	

MONTHLY REPORT OF COST AND QUALITY OF COAL FOR ELECTRIC PLANTS
ORIGIN, TONNAGE, DELIVERED PRICE AND AS RECEIVED QUALITY**SPECIFIED
CONFIDENTIAL**

1. Report for: Mo. 01/2009

2. Reporting Company: Florida Power Corporation

3. Plant Name: Crystal River 4 & 5

4. NAME, TITLE, TELEPHONE NUMBER OF CONTACT PERSON CONCERNING DATA
SUBMITTED ON THIS FORM: Kelly Jo Irons, Associate Business Financial Analyst, (919) 546-5028

5. Signature of Official Submitting Report :

Denise Hards
Denise Hards - Lead Business Financial Analyst

6. DATE COMPLETED: 3/5/2009

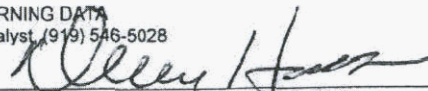
Line No.	Supplier Name	Mine Location	Shipping Point	Transportation Mode	Tons	Effective Purchase Price (\$/Ton)	Additional Shorthaul & Loading Charges (\$/Ton)	Rail Rate (\$/Ton)	Other Rail Charges (\$/Ton)	River Barge Rate (\$/Ton)	Trans-loading Rate (\$/Ton)	Ocean Barge Rate (\$/Ton)	Other Water Charges (\$/Ton)	Other Related Charges (\$/Ton)	Transportation Charges (\$/Ton)	F.O.B. Plant Price (\$/Ton)
(a)	(b)	(c)	(d)	(e)	(f)	(g)	(h)	(i)	(j)	(k)	(l)	(m)	(n)	(o)	(p)	(q)
1	Massey Utility Sales Company	8, WV, 5	Sylvester	UR	11,175		N/A			N/A	N/A	N/A	N/A	N/A		\$91.62
2	MC Mining LLC	8, KY, 195	Scotts Branch	UR	11,045		N/A			N/A	N/A	N/A	N/A	N/A		\$83.82
3	MC Mining LLC	8, KY, 195	Scotts Branch	UR	11,291		N/A			N/A	N/A	N/A	N/A	N/A		\$85.82
4	MC Mining LLC	8, WV, 39	Toms Fork	UR	23,383		N/A			N/A	N/A	N/A	N/A	N/A		\$85.83
5	Transfer Facility	N/A	Davant, La	GB	78,871		N/A	N/A	N/A	N/A				N/A		\$83.64
6	Transfer Facility	N/A	Myrtle Grove, La	GB	60,721		N/A	N/A	N/A	N/A				N/A		\$101.70

MONTHLY REPORT OF COST AND QUALITY OF COAL FOR ELECTRIC PLANTS
ORIGIN, TONNAGE, DELIVERED PRICE AND AS RECEIVED QUALITY**SPECIFIED
CONFIDENTIAL**

1. Report for: Mo. 01/2009
 2. Reporting Company: Florida Power Corporation
 3. Plant Name: Crystal River 4 & 5

4. NAME, TITLE, TELEPHONE NUMBER OF CONTACT PERSON CONCERNING DATA
 SUBMITTED ON THIS FORM: Kelly Irons, Associate Business Financial Analyst, (919) 546-5028

5. Signature of Official Submitting Report:


 Denise Hards - Lead Business Financial Analyst

6. DATE COMPLETED: 3/5/2009

Line No.	Month Reported	Form Plant Name	Intended Generating Plant	Supplier Name	Original Line Number	Volume (tons)	Form No.	Column Title	Old Value	New Value	New F.O.B. Plant Price	Reason for Revision
(a)	(b)	(c)	(d)	(e)	(f)	(g)	(h)	(i)	(j)	(k)	(l)	(m)

NONE

**MONTHLY REPORT OF COST AND QUALITY OF COAL FOR ELECTRIC PLANTS
ORIGIN, TONNAGE, DELIVERED PRICE AND AS RECEIVED QUALITY**

**SPECIFIED
CONFIDENTIAL**

1. Report for: Mo. 01/2009
2. Reporting Company: Florida Power Corporation
3. Plant Name: Transfer Facility - IMT

4. NAME, TITLE, TELEPHONE NUMBER OF CONTACT PERSON CONCERNING DATA
SUBMITTED ON THIS FORM: Kelly Jo Irons, Associate Business Financial Analyst, (919) 546-5028

5. Signature of Official Submitting Report :

Denise Hards
Denise Hards - Lead Business Financial Analyst

6. DATE COMPLETED: 3/5/2009

Lin No	Supplier Name	Mine Location	Purchas Type	Transpor- tation Mode	Tons	Effective Purchase Price (\$/Ton)	Total Transpor- tation Cost (\$/Ton)	F.O.B. Plant Price (\$/Ton)	As Received Coal Quality			
									Percent Sulfur (%)	Btu Content (Btu/lb)	Percent Ash (%)	Percent Moisture (%)
(a)	(b)	(c)	(d)	(e)	(f)	(g)	(h)	(i)	(j)	(k)	(l)	(m)
1	Apex Coal Sales	8, WV, 45	MTC	B	600			\$46.82	0.58	9,536	24.80	10.69
2	Apex Coal Sales	8, WV, 45	MTC	B	17,204			\$49.84	0.53	9,656	28.64	6.02
3	Apex Coal Sales	8, WV, 45	MTC	B	4,810			\$53.88	0.57	9,674	26.64	7.60
4	Apex Coal Sales	8, WV, 45	MTC	OB	1,679			\$41.30	0.54	9,742	28.07	5.36
5	Apex Coal Sales	8, WV, 45	S	B	1,635			\$110.83	0.70	11,720	13.89	7.13
6	Coalsales LLC	N/A	MTC	B	18,850			\$104.58	0.46	11,101	10.50	10.96
7	Coalsales LLC	17, CO, 107	MTC	B	44,596			\$87.57	0.48	11,242	10.01	10.55
8	Keystone Industries LLC	8, WV, 39	MTC	B	1,678			\$77.48	0.66	12,137	12.43	7.24
9	Koch Carbon LLC	8, WV, 67	S	B	12,009			\$102.93	0.65	11,600	12.90	8.55
10	Magnum Coal Sales LLC	8, WV, 45	MTC	B	19,190			\$73.28	0.65	12,309	10.93	7.58
11	Oak Hill Corporation	N/A	MTC	B	15,615			\$126.84	1.00	12,055	10.91	7.43
12	Patriot Coal Sales	8, WV, 39	MTC	B	17,299			\$66.34	0.66	12,173	12.54	6.89
13	Patriot Coal Sales	8, WV, 39	MTC	B	1,750			\$72.16	0.70	12,211	12.88	5.97
14	Patriot Coal Sales	8, WV, 39	MTC	B	14,331			\$73.71	0.65	12,173	12.92	6.34

**MONTHLY REPORT OF COST AND QUALITY OF COAL FOR ELECTRIC PLANTS
ORIGIN, TONNAGE, DELIVERED PRICE AND AS RECEIVED QUALITY**

**SPECIFIED
CONFIDENTIAL**

1. Report for: Mo. 01/2009
2. Reporting Company: Florida Power Corporation
3. Plant Name: Transfer Facility - IMT

4. NAME, TITLE, TELEPHONE NUMBER OF CONTACT PERSON CONCERNING DATA
SUBMITTED ON THIS FORM: Kelly Jo Irons, Associate Business Financial Analyst, (919) 546-5028

5. Signature of Official Submitting Report :

Denise Hards
Denise Hards - Lead Business Financial Analyst

6. DATE COMPLETED: 3/5/2009

Lin No	Supplier Name	Mine Location	Purchas Type	Tons	F.O.B. Mine Price (\$/Ton)	Short Haul & Loading Charges (\$/Ton)	Original Invoice Price (\$/Ton)	Retro- active Price Inc(Dec) (\$/Ton)	Base Price (\$/Ton)	Quality Adjust- ments (\$/Ton)	Effective Purchase Price (\$/Ton)
(a)	(b)	(c)	(d)	(e)	(f)	(g)	(h)	(i)	(j)	(k)	(l)
1	Apex Coal Sales	8, WV, 45	MTC	600		N/A		\$0.00			
2	Apex Coal Sales	8, WV, 45	MTC	17,204		N/A		\$0.00			
3	Apex Coal Sales	8, WV, 45	MTC	4,810		N/A		\$0.00			
4	Apex Coal Sales	8, WV, 45	MTC	1,679		N/A		\$0.00			
5	Apex Coal Sales	8, WV, 45	S	1,635		N/A		\$0.00			
6	Coalsales LLC	N/A	MTC	18,850		N/A		\$0.00			
7	Coalsales LLC	17, CO, 107	MTC	44,596		N/A		\$0.00			
8	Keystone Industries LLC	8, WV, 39	MTC	1,678		N/A		\$0.00			
9	Koch Carbon LLC	8, WV, 67	S	12,009		N/A		\$0.00			
10	Magnum Coal Sales LLC	8, WV, 45	MTC	19,190		N/A		\$0.00			
11	Oak Hill Corporation	N/A	MTC	15,615		N/A		\$0.00			
12	Patriot Coal Sales	8, WV, 39	MTC	17,299		N/A		\$0.00			
13	Patriot Coal Sales	8, WV, 39	MTC	1,750		N/A		\$0.00			
14	Patriot Coal Sales	8, WV, 39	MTC	14,331		N/A		\$0.00			

**MONTHLY REPORT OF COST AND QUALITY OF COAL FOR ELECTRIC PLANTS
ORIGIN, TONNAGE, DELIVERED PRICE AND AS RECEIVED QUALITY**

**SPECIFIED
CONFIDENTIAL**

1. Report for: Mo. 01/2009
2. Reporting Company: Florida Power Corporation
3. Plant Name: Transfer Facility - IMT

4. NAME, TITLE, TELEPHONE NUMBER OF CONTACT PERSON CONCERNING DATA
SUBMITTED ON THIS FORM: Kelly Jo Irons, Associate Business Financial Analyst, (919) 546-5028

5. Signature of Official Submitting Report :

Denise Hards
Denise Hards - Lead Business Financial Analyst

6. DATE COMPLETED: 3/5/2009


Line No.	Supplier Name	Mine Location	Shipping Point	Transportation Mode	Tons	Effective Purchase Price (\$/Ton)	Additional Shorthaul & Loading Charges (\$/Ton)	Rail Rate (\$/Ton)	Other Rail Charges (\$/Ton)	River Barge Rate (\$/Ton)	Trans-loading Rate (\$/Ton)	Ocean Barge Rate (\$/Ton)	Other Water Charges (\$/Ton)	Other Related Charges (\$/Ton)	Transportation Charges (\$/Ton)	F.O.B. Plant Price (\$/Ton)
(a)	(b)	(c)	(d)	(e)	(f)	(g)	(h)	(i)	(j)	(k)	(l)	(m)	(n)	(o)	(p)	(q)
1	Apex Coal Sales	8, WV, 45	Amherstdale	B	600		N/A	N/A	N/A			N/A		N/A		\$46.82
2	Apex Coal Sales	8, WV, 45	Amherstdale	B	17,204		N/A	N/A	N/A			N/A		N/A		\$49.84
3	Apex Coal Sales	8, WV, 45	Amherstdale	B	4,810		N/A	N/A	N/A			N/A		N/A		\$53.88
4	Apex Coal Sales	8, WV, 45	Amherstdale	OB	1,679		N/A	N/A	N/A	N/A		N/A		N/A		\$41.30
5	Apex Coal Sales	8, WV, 45	Amherstdale	B	1,635		N/A	N/A	N/A			N/A		N/A		\$110.83
6	Coalsales LLC	N/A	Cora Dock Colors	B	18,850		N/A	N/A	N/A			N/A		N/A		\$104.58
7	Coalsales LLC	17, CO, 107	Twenty Mile	B	44,596		N/A	N/A	N/A			N/A		N/A		\$87.57
8	Keystone Industries LLC	8, WV, 39	Marmet Dock	B	1,678		N/A	N/A	N/A			N/A		N/A		\$77.48
9	Koch Carbon LLC	8, WV, 67	Lockwood Dock	B	12,009		N/A	N/A	N/A			N/A		N/A		\$102.93
10	Magnum Coal Sales LLC	8, WV, 45	Panther Mining	B	19,190		N/A	N/A	N/A			N/A		N/A		\$73.28
11	Oak Hill Corporation	N/A	Nymex Pool	B	15,615		N/A	N/A	N/A			N/A		N/A		\$126.84
12	Patriot Coal Sales	8, WV, 39	Kanahwa Eagle	B	17,299		N/A	N/A	N/A			N/A		N/A		\$66.34
13	Patriot Coal Sales	8, WV, 39	Kanahwa Eagle	B	1,750		N/A	N/A	N/A			N/A		N/A		\$72.16
14	Patriot Coal Sales	8, WV, 39	Kanahwa Eagle	B	14,331		N/A	N/A	N/A			N/A		N/A		\$73.71

MONTHLY REPORT OF COST AND QUALITY OF COAL FOR ELECTRIC PLANTS
ORIGIN, TONNAGE, DELIVERED PRICE AND AS RECEIVED QUALITY**SPECIFIED
CONFIDENTIAL**

1. Report for: Mo. 01/2009
2. Reporting Company: Florida Power Corporation
3. Plant Name: Transfer Facility - IMT

4. NAME, TITLE, TELEPHONE NUMBER OF CONTACT PERSON CONCERNING DATA
SUBMITTED ON THIS FORM: Kelly Irons, Associate Business Financial Analyst, (919) 546-5028

5. Signature of Official Submitting Report:


Denise Hards - Lead Business Financial Analyst

6. DATE COMPLETED: 3/5/2009

Line No.	Month Reported	Form Plant Name	Intended Generating Plant	Supplier Name	Original Line Number	Volume (tons)	Form No.	Column Title	Old Value	New Value	New F.O.B. Plant Price	Reason for Revision
(a)	(b)	(c)	(d)	(e)	(f)	(g)	(h)	(i)	(j)	(k)	(l)	(m)

NONE

**MONTHLY REPORT OF COST AND QUALITY OF COAL FOR ELECTRIC PLANTS
ORIGIN, TONNAGE, DELIVERED PRICE AND AS RECEIVED QUALITY**

**SPECIFIED
CONFIDENTIAL**

1. Report for: Mo. 01/2009
2. Reporting Company: Florida Power Corporation
3. Plant Name: Transfer Facility - UBT

4. NAME, TITLE, TELEPHONE NUMBER OF CONTACT PERSON CONCERNING DATA
SUBMITTED ON THIS FORM: Kelly Jo Irons, Associate Business Financial Analyst, (919) 546-5028

5. Signature of Official Submitting Report :

Denise Hards
Denise Hards - Lead Business Financial Analyst

6. DATE COMPLETED: 3/5/2009

Lin No	Supplier Name	Mine Location	Purchas Type	Transpor- tation Mode	Tons	Effective Purchase Price (\$/Ton)	Total Transpor- tation Cost (\$/Ton)	F.O.B. Plant Price (\$/Ton)	As Received Coal Quality			
									Percent Sulfur (%)	Btu Content (Btu/lb)	Percent Ash (%)	Percent Moisture (%)
(a)	(b)	(c)	(d)	(e)	(f)	(g)	(h)	(i)	(j)	(k)	(l)	(m)
1	Apex Coal Sales	8, WV, 45	MTC	B	1,774			\$47.62	0.59	9,859	27.89	5.91
2	Apex Coal Sales	8, WV, 45	S	B	3,401			\$110.82	0.66	11,934	13.27	7.16
3	Coalsales LLC	N/A	MTC	B	8,673			\$102.36	0.48	11,049	9.69	12.20
4	Glencore Ltd.	999, IM, 45	S	OB	78,127			\$98.28	0.65	12,074	5.87	10.62
5	Koch Carbon LLC	8, WV, 67	S	B	1,579			\$101.24	0.60	11,648	13.25	8.38
6	Magnum Coal Sales LLC	8, WV, 45	MTC	B	1,713			\$70.71	0.63	12,227	10.80	7.88
7	Oak Hill Corporation	N/A	MTC	B	6,893			\$123.44	1.00	11,928	11.68	7.68

MONTHLY REPORT OF COST AND QUALITY OF COAL FOR ELECTRIC PLANTS
ORIGIN, TONNAGE, DELIVERED PRICE AND AS RECEIVED QUALITY**SPECIFIED
CONFIDENTIAL**

1. Report for: Mo. 01/2009
 2. Reporting Company: Florida Power Corporation
 3. Plant Name: Transfer Facility - UBT

4. NAME, TITLE, TELEPHONE NUMBER OF CONTACT PERSON CONCERNING DATA
 SUBMITTED ON THIS FORM: Kelly Jo Irons, Associate Business Financial Analyst, (919) 546-5028

5. Signature of Official Submitting Report:

Denise Hards
 Denise Hards - Lead Business Financial Analyst

6. DATE COMPLETED: 3/5/2009

Lin No	Supplier Name	Mine Location	Purchas Type	Tons	F.O.B. Mine Price (\$/Ton)	Short Haul & Loading Charges (\$/Ton)	Original Invoice Price (\$/Ton)	Retro- active Price Inc(Dec) (\$/Ton)	Base Price (\$/Ton)	Quality Adjust- ments (\$/Ton)	Effective Purchase Price (\$/Ton)
(a)	(b)	(c)	(d)	(e)	(f)	(g)	(h)	(i)	(j)	(k)	(l)
1	Apex Coal Sales	8, WV, 45	MTC	1,774		N/A		\$0.00			
2	Apex Coal Sales	8, WV, 45	S	3,401		N/A		\$0.00			
3	Coalsales LLC	N/A	MTC	8,673		N/A		\$0.00			
4	Glencore Ltd.	999, IM, 45	S	78,127		N/A		\$0.00			
5	Koch Carbon LLC	8, WV, 67	S	1,579		N/A		\$0.00			
6	Magnum Coal Sales LLC	8, WV, 45	MTC	1,713		N/A		\$0.00			
7	Oak Hill Corporation	N/A	MTC	6,893		N/A		\$0.00			

**MONTHLY REPORT OF COST AND QUALITY OF COAL FOR ELECTRIC PLANTS
ORIGIN, TONNAGE, DELIVERED PRICE AND AS RECEIVED QUALITY**

**SPECIFIED
CONFIDENTIAL**

1. Report for: Mo. 01/2009
2. Reporting Company: Florida Power Corporation
3. Plant Name: Transfer Facility - UBT

4. NAME, TITLE, TELEPHONE NUMBER OF CONTACT PERSON CONCERNING DATA
SUBMITTED ON THIS FORM: Kelly Jo Irons, Associate Business Financial Analyst, (919) 546-5028

5. Signature of Official Submitting Report :

Denise Hards
Denise Hards - Lead Business Financial Analyst

6. DATE COMPLETED: 3/5/2009

Line No.	Supplier Name	Mine Location	Shipping Point	Transportation Mode	Tons	Effective Purchase Price (\$/Ton)	Additional	Rail Rate (\$/Ton)	Other Rail Charges (\$/Ton)	River Barge Rate (\$/Ton)	Trans-loading Rate (\$/Ton)	Ocean Barge Rate (\$/Ton)	Other Water Charges (\$/Ton)	Other Related Charges (\$/Ton)	Transportation Charges (\$/Ton)	F.O.B. Plant Price (\$/Ton)
							Shorthaul & Loading Charges (\$/Ton)									
(a)	(b)	(c)	(d)	(e)	(f)	(g)	(h)	(i)	(j)	(k)	(l)	(m)	(n)	(o)	(p)	(q)
1	Apex Coal Sales	8, WV, 45	Amherstdale	B	1,774		N/A	N/A	N/A			N/A		N/A		\$47.62
2	Apex Coal Sales	8, WV, 45	Amherstdale	B	3,401		N/A	N/A	N/A			N/A		N/A		\$110.82
3	Coalsales LLC	N/A	Cora Dock Colors	B	8,673		N/A	N/A	N/A			N/A		N/A		\$102.36
4	Glencore Ltd.	999, IM, 45	La Jagua	OB	78,127		N/A	N/A	N/A	N/A		N/A		N/A		\$98.28
5	Koch Carbon LLC	8, WV, 67	Lockwood Dock	B	1,579		N/A	N/A	N/A			N/A		N/A		\$101.24
6	Magnum Coal Sales LLC	8, WV, 45	Panther Mining	B	1,713		N/A	N/A	N/A			N/A		N/A		\$70.71
7	Oak Hill Corporation	N/A	Nymex Pool	B	6,893		N/A	N/A	N/A			N/A		N/A		\$123.44

MONTHLY REPORT OF COST AND QUALITY OF COAL FOR ELECTRIC PLANTS
ORIGIN, TONNAGE, DELIVERED PRICE AND AS RECEIVED QUALITY

**SPECIFIED
CONFIDENTIAL**

1. Report for: Mo. 01/2009

2. Reporting Company: Florida Power Corporation

3. Plant Name: Transfer Facility - UBT

4. NAME, TITLE, TELEPHONE NUMBER OF CONTACT PERSON CONCERNING DATA
SUBMITTED ON THIS FORM: Kelly Irons, Associate Business Financial Analyst, (919) 546-5028

5. Signature of Official Submitting Report:

Denise Hards - Lead Business Financial Analyst

6. DATE COMPLETED: 3/5/2009

Line No.	Month Reported	Form Plant Name	Intended Generating Plant	Supplier Name	Original Line Number	Volume (tons)	Form No.	Column Title	Old Value	New Value	New F.O.B. Plant Price	Reason for Revision
(a)	(b)	(c)	(d)	(e)	(f)	(g)	(h)	(i)	(j)	(k)	(l)	(m)
NONE												

Progress Energy Florida, Inc.

CERTIFICATE OF SERVICE

Docket No. 090001-EI

I HEREBY CERTIFY that a true copy of Progress Energy Florida, Inc.'s FPSC 423 Forms for the month of January, 2009 have been furnished to the following individuals electronically this 17th day of March, 2009.



Attorney

James W. Brew
Brickfield, Burchette, Ritts & Stone, P.C.
1025 Thomas Jefferson St. NW
8th Floor, West Tower
Washington, DC 20007-5201

Keino Young
Lisa Bennett, Esq.
Florida Public Service Commission
2540 Shumard Oak Blvd.
Tallahassee, FL 32399-0850

Lee L. Willis, Esq.
James D. Beasley, Esq.
Ausley & McMullen
P.O. Box 391
Tallahassee, FL 32302

Susan D. Ritenour
Gulf Power Company
One Energy Place
Pensacola, FL 32520-0780

Jeffrey A. Stone
Russell A. Badders
Steven R. Griffin
Beggs & Lane
P.O. Box 12950
Pensacola, FL 32591

Ms. Paula K. Brown
Regulatory Affairs
Tampa Electric Company
P.O. Box 111
Tampa, FL 33601-0111

Norman Horton, Jr.
Messer, Caparello & Self, P.A.
P.O. Box 15579
Tallahassee, FL 32317

Joseph A. McGlothlin, Esq.
Office of Public Counsel
111 W. Madison St., Room 812
Tallahassee, FL 32399

Florida Industrial Power Users Group
John W. McWhirter, Jr.
McWhirter, Reeves & Davidson, P.A.
PO Box 3350
Tampa, FL 33601-3350

Ms. Cheryl Martin
Florida Public Utilities Company
P.O. Box 3395
West Palm Beach, FL 33402-3395

Florida Power & Light Co.
R. Wade Litchfield
John T. Butler
700 Universe Blvd.
Juno Beach, FL 33408-0420

Charlie Beck
Office of Public Counsel
111 W. Madison Street, #812
Tallahassee, FL 32399-1400
beck.charles@leg.state.fl.us