

FPSC FORM 423-1(A)

MONTHLY REPORT OF COST AND QUALITY OF FUEL FOR ELECTRIC PLANTS
ORIGIN, VOLUME, DELIVERED PRICE AND AS RECEIVED QUALITY

**SPECIFIED
CONFIDENTIAL**

090001-EI

1. REPORTING MONTH: 09/2009

3 NAME, TITLE, TELEPHONE NUMBER OF CONTACT PERSON CONCERNING DATA
SUBMITTED ON THIS FORM: Kelly Irons Associate Business Financial Analyst (919) 546-5028

2. REPORTING COMPANY: FLORIDA POWER CORPORATION

CONFIDENTIAL
3.5-12
DECLASSIFIED

4. SIGNATURE OF OFFICIAL SUBMITTED REPORT:
Jonathan Putnam
Senior Business Financial Analyst



5. DATE COMPLETED: 10/12/2009


LIN NO	PLANT NAME (b)	SUPPLIER NAME (c)	DELIVERY LOCATION (d)	DELIVERY DATE (e)	TYP OIL (f)	VOLUME (Bbls) (g)	INVOICE		DISCOUNT (j)	NET		QUALITY ADJUST (m)	EFFECTIVE PURCHASE		TO TERMINAL (o)	ADDITIONAL TRANSPORT (p)	OTHER CHARGES (q)	DELIVERED PRICE (r)
							PRICE (\$/Bbls) (h)	AMOUNT (\$) (i)		AMOUNT (\$) (k)	PRICE (\$/Bbls) (l)		PRICE (\$/Bbls) (n)	PRICE (\$/Bbls) (s)				
1	Anclote	Transfer Facility	FOB PLANT	09/2009		177	\$0.16	\$28.59	\$0.00	\$28.59	\$0.16	\$0.00	\$2.50	\$0.00		\$2.50	\$0.00	\$2.50
2	Bartow Steam Plant	Martin Product Sales	FOB PLANT	09/2009		21,427	\$79.42	\$1,701,711.88	\$0.00	\$1,701,711.88	\$79.42	\$0.00	\$79.42	\$3.70	\$0.00	\$0.00	\$0.00	\$83.12
3	Bartow Steam Plant	Safety-Kleen Systems Inc	FOB PLANT	09/2009		4,991	\$35.73	\$178,336.94	\$0.00	\$178,336.94	\$35.73	\$0.00	\$35.73	\$0.00	\$0.00	\$0.00	\$(0.00)	\$35.73
4	Bartow Steam Plant	Synergy Recycling LLC	FOB PLANT	09/2009		1,674	\$35.91	\$60,115.73	\$0.00	\$60,115.73	\$35.91	\$0.00	\$35.91	\$0.00	\$0.00	\$0.00	\$0.00	\$35.91
5	Bartow Steam Plant	Transfer Facility	FOB PLANT	09/2009		42,629	\$0.03	\$1,092.70	\$0.00	\$1,092.70	\$0.03	\$0.00	\$3.06	\$0.00	\$0.00	\$3.06	\$(0.00)	\$3.06
6	Crystal River	Transfer Facility	FOB PLANT	09/2009		9,779	\$0.12	\$1,186.55	\$0.00	\$1,186.55	\$0.12	\$0.00	\$3.61	\$0.00	\$0.00	\$3.61	\$(0.01)	\$3.60
7	DeBary Peakers	Automated Petroleum & Energy	FOB PLANT	09/2009		2,648	\$78.03	\$206,596.04	\$0.00	\$206,596.04	\$78.03	\$0.00	\$78.03	\$2.42	\$0.00	\$0.00	\$0.00	\$80.45
8	DeBary Peakers	Hightower Petroleum Corp	FOB PLANT	09/2009		2,635	\$78.81	\$207,658.23	\$0.00	\$207,658.23	\$78.81	\$0.00	\$78.81	\$1.63	\$0.00	\$0.00	\$0.00	\$80.44
9	DeBary Peakers	Indigo Energy Partners	FOB PLANT	09/2009		6,560	\$78.82	\$517,053.22	\$0.00	\$517,053.22	\$78.82	\$0.00	\$78.82	\$2.15	\$0.00	\$0.00	\$(0.00)	\$80.97
10	Intersession City Peakers	Mansfield Oil Company, Inc	FOB PLANT	09/2009		14,947	\$74.65	\$1,115,750.30	\$0.00	\$1,115,750.30	\$74.65	\$0.00	\$74.65	\$0.00	\$0.00	\$0.00	\$5.19	\$79.84
11	Martin Gas Terminal	Martin Product Sales	FOB TERMINAL	09/2009		46,375	\$74.05	\$3,434,080.43	\$0.00	\$3,434,080.43	\$74.05	\$0.00	\$74.05	\$3.70	\$0.00	\$0.00	\$29.31	\$107.06

DOCUMENT NUMBER-DATE
11170 NOV -6 08
FPSC-COMMISSION CLERK

MONTHLY REPORT OF COST AND QUALITY OF COAL FOR ELECTRIC PLANTS
ORIGIN, TONNAGE, DELIVERED PRICE AND AS RECEIVED QUALITY

**SPECIFIED
CONFIDENTIAL**

Report For: 9/2009
Reporting Company: Florida Power Corporation
Plant Name: Crystal River

NAME, TITLE, TELEPHONE NUMBER OF CONTACT PERSON CONCERNING DATA
SUBMITTED ON THIS FORM: Kelly Jo Irons, Associate Business Financial Analyst, (919) 546-5028
Signature of Official Submitting Report: 

Jon Putnam - Sr Business Financial Analyst

DATE COMPLETED: 10/28/2009

As Received Coal Quality

Line No.	Supplier Name	Mine Location	Purchase Type	Transportation Mode	Number Primary Shipping Units	Tons	Effective Purchase Price (\$/Ton)	Total Transportation Cost (\$/Ton)	F.O.B. Plant Price (\$/Ton)	Percent Sulfur (%)	BTU Content (BTU/LB)	Percent Ash (%)	Percent Moisture (%)
(a)	(b)	(c)	(d)	(e)	(f)	(g)	(h)	(i)	(j)	(k)	(l)	(m)	(n)
1	B&W Resources Inc	8,KY,51	LTC	UR	1	11,792.5	\$112,521	\$28,646	\$141.167	1.21	12,275	10.92	6.09
2	B&W Resources Inc	8,KY,51	MTC	UR	1	11,259.8	\$50,354	\$28,646	\$79.000	0.97	12,225	10.17	7.14
3	Constellation Energy Commodities Group Inc.	8,KY,195	MTC	UR	1	11,698.3	\$51,827	\$29,621	\$81.448	0.93	11,927	9.38	6.76
4	Constellation Energy Commodities Group Inc.	8,KY,195	MTC	UR	1	466.3	\$52,500	\$28,964	\$81.464	0.03	495	0.32	0.23
5	Constellation Energy Commodities Group Inc.	8,WV,5	MTC	UR	2	23,201.4	\$52,159	\$30,759	\$82.919	0.89	12,269	11.13	6.38
6	ICG LLC	8,KY,193	MTC	UR	3	23,620.3	\$48,290	\$30,416	\$78.706	1.10	12,169	12.06	5.46
7	ICG LLC	8,VA,105	LTC	UR	2	11,941.6	\$122,934	\$28,677	\$151.612	0.85	12,891	7.50	6.49
8	Massey Utility Sales Company	8,WV,5	LTC	UR	1	96.0	\$51,750	\$31,935	\$83.685	0.25	2,681	2.68	1.18
9	Massey Utility Sales Company	8,WV,5	LTC	UR	1	347.5	\$60,500	\$31,706	\$92.206	0.55	9,756	9.63	4.44
10	Trinity Coal Marketing LLC	8,KY,71	LTC	UR	5	35,657.9	\$86,803	\$28,864	\$115.667	1.04	11,905	11.21	7.76

DECLASSIFIED

MONTHLY REPORT OF COST AND QUALITY OF COAL FOR ELECTRIC PLANTS
ORIGIN, TONNAGE, DELIVERED PRICE AND AS RECEIVED QUALITY

**SPECIFIED
CONFIDENTIAL**

Report For: 9/2009
Reporting Company: Florida Power Corporation
Plant Name: IMT (Intl Marine Terminal)

NAME, TITLE, TELEPHONE NUMBER OF CONTACT PERSON CONCERNING DATA
SUBMITTED ON THIS FORM: Kelly Jo Irons, Associate Business Financial Analyst, (919) 346-5028
Signature of Official Submitting Report: _____

Jon Pulham - Sr Business Financial Analyst

DATE COMPLETED: 10/28/2009

As Received Coal Quality


Line No.	Supplier Name	Mine Location	Purchase Type	Transportation Mode	Number Primary Shipping Units	Tons	Effective Purchase Price (\$/Ton)	Total Transportation Cost (\$/Ton)	F.O.B. Plant Price (\$/Ton)	Percent Sulfur (%)	BTU Content (BTU/LB)	Percent Ash (%)	Percent Moisture (%)
(a)	(b)	(c)	(d)	(e)	(f)	(g)	(h)	(i)	(j)	(k)	(l)	(m)	(n)
1	Apex Coal Sales	8,WV,45	LTC	RB	5	8,511.8	\$40,500	\$13,130	\$53,630	0.37	6,944	19.94	3.92
2	Coalsales LLC	17,CO,107	LTC	RB	20	28,107.5	\$94,500	\$12,538	\$107,038	0.37	8,418	7.42	7.89
3	Keystone Industries LLC	8,WV,39	MTC	RB	4	1,665.2	\$64,250	\$13,173	\$77,423	0.16	2,926	2.91	2.06
4	Magnum Coal Sales LLC	8,WV,45	LTC	RB	4	7,001.9	\$59,074	\$13,171	\$72,245	0.15	2,670	2.59	1.83
5	Oak Hill Corporation	N/A	LTC	RB	14	10,323.3	\$90,110	\$13,190	\$103,240	0.51	6,489	5.91	3.48
6	Patriot Coal Sales	8,WV,39	LTC	RB	24	29,894.5	\$59,074	\$13,200	\$72,274	0.43	7,531	8.04	3.85
7	MC Mining	8,KY,195	MTC	RB	16	27,762.0	\$72,693	\$16,215	\$88,908	0.51	10,914	7.96	6.42

DECLASSIFIED

MONTHLY REPORT OF COST AND QUALITY OF COAL FOR ELECTRIC PLANTS
ORIGIN, TONNAGE, DELIVERED PRICE AND AS RECEIVED QUALITY

**SPECIFIED
CONFIDENTIAL**

Report For: 9/2009
Reporting Company: Florida Power Corporation
Plant Name: US United Bulk Terminal

NAME, TITLE, TELEPHONE NUMBER OF CONTACT PERSON CONCERNING DATA
SUBMITTED ON THIS FORM: Kelly Jo Irons, Associate Business Financial Analyst, (919) 546-5028
Signature of Official Submitting Report: 
Jon Putnam - Sr Business Financial Analyst

DATE COMPLETED: 10/28/2009

As Received Coal Quality

Line No.	Supplier Name	Mine Location	Purchase Type	Transportation Mode	Number Primary Shipping Units	Tons	Effective Purchase Price (\$/Ton)	Total Transportation Cost (\$/Ton)	F.O.B. Plant Price (\$/Ton)	Percent Sulfur (%)	BTU Content (BTU/LB)	Percent Ash (%)	Percent Moisture (%)
(a)	(b)	(c)	(d)	(e)	(f)	(g)	(h)	(i)	(j)	(k)	(l)	(m)	(n)
1	Apex Coal Sales	8,WV,45	LTC	RB	9	3,470.6	\$40.500	\$10.730	\$51.230	0.15	2,854	8.35	1.39
2	Coalsales LLC	17,CO,107	LTC	RB	45	52,099.0	\$74.232	\$11.663	\$85.895	0.47	11,230	10.25	10.05
3	Coalsales LLC	17,CO,107	LTC	RB	5	9,293.6	\$94.575	\$8.922	\$103.497	0.11	2,759	2.47	2.72
4	Coalsales LLC	17,CO,107	LTC	RB	20	32,492.3	\$94.588	\$8.960	\$103.548	0.46	11,158	10.50	10.10
5	Constellation Energy Commodities Group Inc.	8,WV,45	S	RB	19	22,912.1	\$62.440	\$10.805	\$73.246	0.92	12,017	13.09	6.41
6	Keystone Industries LLC	8,WV,39	MTC	RB	6	5,171.7	\$63.828	\$10.779	\$74.607	0.54	9,235	7.45	7.21
7	Magnum Coal Sales LLC	8,WV,45	LTC	RB	24	24,813.7	\$58.943	\$10.771	\$69.714	0.54	9,421	9.18	6.38
8	Oak Hill Corporation	N/A	LTC	RB	16	8,963.9	\$91.701	\$10.730	\$102.431	0.46	5,627	5.92	2.44
9	Patriot Coal Sales	8,WV,39	LTC	RB	28	18,092.9	\$59.940	\$10.805	\$70.744	0.25	4,531	5.03	2.36

DECLASSIFIED

MONTHLY REPORT OF COST AND QUALITY OF COAL FOR ELECTRIC PLANTS ORIGIN,
TONNAGE, DELIVERED PRICE AND AS RECEIVED QUALITY

**SPECIFIED
CONFIDENTIAL**

Report For: 9/2009
Reporting Company: Florida Power Corporation
Plant Name: Crystal River

NAME, TITLE, TELEPHONE NUMBER OF CONTACT PERSON CONCERNING DATA
SUBMITTED ON THIS FORM: Kelly Jo Irons, Associate Business Financial Analyst, (978) 546-5028
Signature of Official Submitting Report: _____

Jon Putnam - Sr Business Financial Analyst

DATE COMPLETED: 10/28/2009

Line No.	Supplier Name	Mine Location	Purchase Type	Tons	F.O.B Mine Price (\$/Ton)	Short Haul & Loading Charges (\$/Ton)	Original Invoice Price (\$/Ton)	Retro-active Price Inc(Dec) (\$/Ton)	Base Price (\$/Ton)	Quality Adjust-ments (\$/Ton)	Effective Purchase Price (\$/Ton)
(a)	(b)	(c)	(d)	(e)	(f)	(g)	(h)	(i)	(j)	(k)	(l)
1	Alpha Coal Sales Co. LLC	8,KY,119	LTC	11,454.6	\$111,000	\$0.000	\$111,000	\$0.000	\$111,000	(\$1,625)	\$109,375
2	B&W Resources Inc	8,KY,51	LTC	11,792.5	\$110,000	\$0.000	\$110,000	\$0.000	\$110,000	\$2,521	\$112,521
3	B&W Resources Inc	8,KY,51	MTC	11,376.9	\$50,250	\$0.000	\$50,250	\$0.000	\$50,250	\$0.103	\$50,353
4	Constellation Energy Commodities Group Inc.	8,KY,195	MTC	11,698.3	\$52,500	\$0.000	\$52,500	\$0.000	\$52,500	(\$0,673)	\$51,827
5	Constellation Energy Commodities Group Inc.	8,WV,5	MTC	11,742.3	\$52,500	\$0.000	\$52,500	\$0.000	\$52,500	(\$0,673)	\$51,827
6	ICG LLC	8,KY,193	MTC	23,475.5	\$48,900	\$0.000	\$48,900	\$0.000	\$48,900	(\$0,624)	\$48,276
7	ICG LLC	8,VA,105	LTC	11,709.9	\$115,000	\$0.000	\$115,000	\$0.000	\$115,000	\$8,173	\$123,173
8	Trinity Coal Marketing LLC	8,KY,71	LTC	23,274.3	\$105,980	\$0.000	\$105,980	\$0.000	\$105,980	\$0,140	\$106,119

DECLASSIFIED


FPSC FORM 423-2(a)

MONTHLY REPORT OF COST AND QUALITY OF COAL FOR ELECTRIC PLANTS ORIGIN,
TONNAGE, DELIVERED PRICE AND AS RECEIVED QUALITY

**SPECIFIED
CONFIDENTIAL**

Report For: 9/2009
Reporting Company: Florida Power Corporation
Plant Name: US United Bulk Terminal

NAME, TITLE, TELEPHONE NUMBER OF CONTACT PERSON CONCERNING DATA
SUBMITTED ON THIS FORM: Kelly Jo Irons, Associate Business Financial Analyst, (919) 546-5028
Signature of Official Submitting Report: _____


Jon Putnam - Sr Business Financial Analyst

DATE COMPLETED: 10/28/2009

Line No.	Supplier Name	Mine Location	Purchase Type	Tons	F.O.B Mine Price (\$/Ton)	Short Haul & Loading Charges (\$/Ton)	Original Invoice Price (\$/Ton)	Retro-active Price Inc(Dec) (\$/Ton)	Base Price (\$/Ton)	Quality Adjust- ments (\$/Ton)	Effective Purchase Price (\$/Ton)
(a)	(b)	(c)	(d)	(e)	(f)	(g)	(h)	(i)	(j)	(k)	(l)
1	Apex Coal Sales	8,WV,45	LTC	13,914.6	\$40.500	\$0.000	\$40.500	\$0.000	\$40.500	\$0.000	\$40.500
2	Coalsales LLC	17,CO,107	LTC	43,682.4	\$74.950	\$0.000	\$74.950	\$0.000	\$74.950	(\$0.857)	\$74.093
3	Coalsales LLC	17,CO,107	LTC	9,293.6	\$94.500	\$0.000	\$94.500	\$0.000	\$94.500	\$0.075	\$94.575
4	Coalsales LLC	17,CO,107	LTC	38,187.9	\$94.500	\$0.000	\$94.500	\$0.000	\$94.500	\$0.075	\$94.575
5	Constellation Energy Commodities Group Inc.	8,WV,45	S	16,316.0	\$62.050	\$0.000	\$62.050	\$0.000	\$62.050	\$0.548	\$62.598
6	Keystone Industries LLC	8,WV,39	MTC	5,312.7	\$64.250	\$0.000	\$64.250	\$0.000	\$64.250	(\$0.411)	\$63.839
7	Magnum Coal Sales LLC	8,WV,45	LTC	21,642.3	\$59.074	\$0.000	\$59.074	\$0.000	\$59.074	(\$0.150)	\$58.924
8	Oak Hill Corporation	N/A	LTC	22,769.3	\$90.110	\$0.000	\$90.110	\$0.000	\$90.110	\$0.626	\$90.736
9	Patriot Coal Sales	8,WV,39	LTC	39,583.9	\$59.074	\$0.000	\$59.074	\$0.000	\$59.074	\$0.396	\$59.470


DECLASSIFIED

FPSC FORM 423-2(a)

MONTHLY REPORT OF COST AND QUALITY OF COAL FOR ELECTRIC PLANTS ORIGIN,
TONNAGE, DELIVERED PRICE AND AS RECEIVED QUALITY

**SPECIFIED
CONFIDENTIAL**

Report For: 9/2009
Reporting Company: Florida Power Corporation
Plant Name: IMT (Intl Marine Terminal)

NAME, TITLE, TELEPHONE NUMBER OF CONTACT PERSON CONCERNING DATA
SUBMITTED ON THIS FORM: Kelly Jo Irons, Associate Business Financial Analyst, (919) 546-5028
Signature of Official Submitting Report: 

Jon Putnam - Sr Business Financial Analyst

DATE COMPLETED: 10/28/2009


Line No.	Supplier Name	Mine Location	Purchase Type	Tons	F.O.B Mine Price (\$/Ton)	Short Haul & Loading Charges (\$/Ton)	Original Invoice Price (\$/Ton)	Retro-active Price Inc(Dec) (\$/Ton)	Base Price (\$/Ton)	Quality Adjust- ments (\$/Ton)	Effective Purchase Price (\$/Ton)
(a)	(b)	(c)	(d)	(e)	(f)	(g)	(h)	(i)	(j)	(k)	(l)

DECLASSIFIED

MONTHLY REPORT OF COST AND QUALITY OF COAL FOR ELECTRIC PLANTS
ORIGIN, TONNAGE, DELIVERED PRICE AND AS RECEIVED QUALITY

**SPECIFIED
CONFIDENTIAL**

Report For: 9/2009
Reporting Company: Florida Power Corporation
Plant Name: Crystal River

NAME, TITLE, TELEPHONE NUMBER OF CONTACT PERSON CONCERNING DATA
SUBMITTED ON THIS FORM: Kelly Jo Irons, Associate Business Financial Analyst, (919) 546-5028
Signature of Official Submitting Report: 

Joe Pitnam - Sr Business Financial Analyst

DATE COMPLETED: 10/28/2009


Line No.	Supplier Name	Mine Location	Shipping Point	Transport Mode	Tons	Effective Purchase Price (\$/Ton)	Additional Short Haul & Loading Charges (\$/Ton)	Rail Rate (\$/Ton)	Other Charges Incurred (\$/Ton)	River Barge Rate (\$/Ton)	Trans-loading Rate (\$/Ton)	Ocean Barge Rate (\$/Ton)	Other Charges Incurred (\$/Ton)	Total Transportation Charges (\$/Ton)	F.O.B. Plant Price (\$/Ton)
(a)	(b)	(c)	(d)	(e)	(f)	(g)	(h)	(i)	(j)	(k)	(l)	(m)	(n)	(o)	(p)
1	B&W Resources Inc	8,KY,51	Resource	UR	23,052.3	\$82.156	\$0.000	\$27.030	\$1.616	\$0.000	\$0.000	\$0.000	\$0.000	\$28.646	\$110.802
2	Constellation Energy Commodities Group Inc	8,KY,195	Damron Fork	UR	11,698.3	\$51.827	\$0.000	\$27.170	\$2.451	\$0.000	\$0.000	\$0.000	\$0.000	\$29.621	\$81.448
3	Constellation Energy Commodities Group Inc	8,KY,195	Myra	UR	466.3	\$52.500	\$0.000	\$27.370	\$1.594	\$0.000	\$0.000	\$0.000	\$0.000	\$28.964	\$81.464
4	Constellation Energy Commodities Group Inc	8,WV,5	Fork Creek CSX	UR	23,201.4	\$52.159	\$0.000	\$29.174	\$1.586	\$0.000	\$0.000	\$0.000	\$0.000	\$30.759	\$82.919
5	ICG LLC	8,KY,193	Typo	UR	23,620.3	\$48.290	\$0.000	\$28.775	\$1.642	\$0.000	\$0.000	\$0.000	\$0.000	\$30.416	\$78.706
6	ICG LLC	8,VA,105	Mayflower CSX	UR	11,941.6	\$122.934	\$0.000	\$27.016	\$1.661	\$0.000	\$0.000	\$0.000	\$0.000	\$28.677	\$151.612
7	Massey Utility Sales Company	8,WV,5	Homer	UR	96.0	\$51.750	\$0.000	\$29.210	\$2.725	\$0.000	\$0.000	\$0.000	\$0.000	\$31.935	\$83.685
8	Massey Utility Sales Company	8,WV,5	Sylvester	UR	347.5	\$60.500	\$0.000	\$29.280	\$2.426	\$0.000	\$0.000	\$0.000	\$0.000	\$31.706	\$92.206
9	Trinity Coal Marketing LLC	8,KY,71	Banner	UR	35,657.9	\$86.803	\$0.000	\$27.235	\$1.629	\$0.000	\$0.000	\$0.000	\$0.000	\$28.864	\$115.667

DECLASSIFIED

MONTHLY REPORT OF COST AND QUALITY OF COAL FOR ELECTRIC PLANTS
ORIGIN, TONNAGE, DELIVERED PRICE AND AS RECEIVED QUALITY

**SPECIFIED
CONFIDENTIAL**

Report For: 9/2009
Reporting Company: Florida Power Corporation
Plant Name: IMT (Intl Marine Terminal)

NAME, TITLE, TELEPHONE NUMBER OF CONTACT PERSON CONCERNING DATA
SUBMITTED ON THIS FORM: Kelly Jo Irons, Associate Business Financial Analyst, (919) 546-5028
Signature of Official Submitting Report: 

Jon Futram - Sr Business Financial Analyst

DATE COMPLETED: 10/28/2009

Line No.	Supplier Name	Mine Location	Shipping Point	Transport Mode	Tons	Effective Purchase Price (\$/Ton)	Additional Short Haul & Loading Charges (\$/Ton)	Rail Rate (\$/Ton)	Other Charges Incurred (\$/Ton)	River Barge Rate (\$/Ton)	Trans-loading Rate (\$/Ton)	Ocean Barge Rate (\$/Ton)	Other Charges Incurred (\$/Ton)	Total Transportation Charges (\$/Ton)	F.O.B. Plant Price (\$/Ton)
(a)	(b)	(c)	(d)	(e)	(f)	(g)	(h)	(i)	(j)	(k)	(l)	(m)	(n)	(o)	(p)
1	Apex Coal Sales	8,WV,45	Big Sandy River	RB	8,511.8	\$40.500	\$0.000	\$0.000	\$0.000	\$10.730	\$2.400	\$0.000	\$0.000	\$13.130	\$53.630
2	Coalsales LLC	17,CO,107	Cora Dock	RB	28,107.5	\$94.500	\$0.000	\$0.000	\$0.000	\$9.230	\$2.400	\$0.000	\$0.908	\$12.538	\$107.038
3	Keystone Industries LLC	8,WV,39	Kanawha River	RB	1,665.2	\$84.250	\$0.000	\$0.000	\$0.000	\$10.730	\$2.400	\$0.000	\$0.043	\$13.173	\$77.423
4	Magnum Coal Sales LLC	8,WV,45	Kanawha River	RB	7,001.9	\$59.074	\$0.000	\$0.000	\$0.000	\$10.730	\$2.400	\$0.000	\$0.041	\$13.171	\$72.245
5	Cak Hill Corporation	N/A	Big Sandy River	RB	10,323.3	\$90.110	\$0.000	\$0.000	\$0.000	\$10.730	\$2.400	\$0.000	\$0.000	\$13.130	\$103.240
6	Patriot Coal Sales	8,WV,39	Kanawha River	RB	29,894.5	\$59.074	\$0.000	\$0.000	\$0.000	\$10.730	\$2.400	\$0.000	\$0.070	\$13.200	\$72.274
7	MC Mining	8,KY,195	Ceredo	RB	27,762.0	\$72.693	\$0.000	\$0.000	\$0.000	\$10.730	\$2.400	\$0.000	\$3.085	\$16.215	\$88.908

DECLASSIFIED

MONTHLY REPORT OF COST AND QUALITY OF COAL FOR ELECTRIC PLANTS
ORIGIN, TONNAGE, DELIVERED PRICE AND AS RECEIVED QUALITY

**SPECIFIED
CONFIDENTIAL**

Report For: 9/2009
Reporting Company: Florida Power Corporation
Plant Name: US United Bulk Terminal

NAME, TITLE, TELEPHONE NUMBER OF CONTACT PERSON CONCERNING DATA
SUBMITTED ON THIS FORM: Kelly Jo Irons, Associate Business Financial Analyst, (919) 546-5028
Signature of Official Submitting Report: _____

Jon Putnam - Sr Business Financial Analyst

DATE COMPLETED: 10/28/2009

Line No.	Supplier Name	Mine Location	Shipping Point	Transport Mode	Tons	Effective Purchase Price (\$/Ton)	Additional Short Haul & Loading Charges (\$/Ton)	Rail Rate (\$/Ton)	Other Charges Incurred (\$/Ton)	River Barge Rate (\$/Ton)	Trans-loading Rate (\$/Ton)	Ocean Barge Rate (\$/Ton)	Other Charges Incurred (\$/Ton)	Total Transportation Charges (\$/Ton)	F.O.B. Plant Price (\$/Ton)
(a)	(b)	(c)	(d)	(e)	(f)	(g)	(h)	(i)	(j)	(k)	(l)	(m)	(n)	(o)	(p)
1	Apex Coal Sales	8,WV,45	Big Sandy River	RB	3,470.6	\$40,500	\$0.000	\$0.000	\$0.000	\$10,730	\$0.000	\$0.000	\$0.000	\$10,730	\$51,230
2	Coalsales LLC	17,CO,107	Cahokia Colorado	RB	52,099.0	\$74,232	\$0.000	\$0.000	\$0.000	\$10,230	\$0.000	\$0.000	\$1,433	\$11,663	\$85,895
3	Coalsales LLC	17,CO,107	Cora Dock	RB	9,293.6	\$94,575	\$0.000	\$0.000	\$0.000	\$10,230	\$0.000	\$0.000	(\$1,308)	\$8,922	\$103,497
4	Coalsales LLC	17,CO,107	Cahokia Colorado	RB	32,492.3	\$94,588	\$0.000	\$0.000	\$0.000	\$10,230	\$0.000	\$0.000	(\$1,270)	\$8,960	\$103,548
5	Constellation Energy Commodities Group Inc	8,WV,45	Big Sandy River	RB	22,912.1	\$62,440	\$0.000	\$0.000	\$0.000	\$10,730	\$0.000	\$0.000	\$0.075	\$10,805	\$73,246
6	Keystone Industries LLC	8,WV,39	Kanawha River	RB	5,171.7	\$63,828	\$0.000	\$0.000	\$0.000	\$10,730	\$0.000	\$0.000	\$0.049	\$10,779	\$74,607
7	Magnum Coal Sales LLC	8,WV,45	Kanawha River	RB	24,813.7	\$58,943	\$0.000	\$0.000	\$0.000	\$10,730	\$0.000	\$0.000	\$0.041	\$10,771	\$69,714
8	Oak Hill Corporation	N/A	Big Sandy River	RB	8,963.9	\$91,701	\$0.000	\$0.000	\$0.000	\$10,730	\$0.000	\$0.000	\$0.000	\$10,730	\$102,431
9	Patriot Coal Sales	8,WV,39	Kanawha River	RB	18,092.9	\$59,940	\$0.000	\$0.000	\$0.000	\$10,730	\$0.000	\$0.000	\$0.075	\$10,805	\$70,744

DECLASSIFIED