



Florida Power & Light Company, P. O. Box 14000, Juno Beach, FL 33408-0420  
Law Department

RECEIVED-FPSC

John T. Butler  
Managing Attorney  
Florida Power & Light Company  
700 Universe Boulevard  
Juno Beach, FL 33408-0420  
(561) 304-5639  
(561) 691-7135 (Facsimile)  
Email: John.Butler@fpl.com

11 OCT 25 PM 1:37

COMMISSION  
CLERK

October 25, 2011

**VIA HAND DELIVERY**

Ms. Ann Cole, Director  
Division of the Commission Clerk and  
Administrative Services  
Florida Public Service Commission  
Betty Easley Conference Center, Room 110  
2540 Shumard Oak Boulevard  
Tallahassee, Florida 32399-0850

**Re: Docket No. 110001-EI – Monthly Fuel Filings**

Dear Ms. Cole:

Enclosed herewith for filing are an original and seven (7) copies of the following monthly fuel reports for FPL:

- (a) FPSC Forms 423-1, 423-1(a), and 423-1(b) for Florida Power & Light Company for the month of August, 2011;
- (b) FPSC Forms 423-2, 423-2(a), and 423-2(b) for St. Johns River Power Park (SJRPP) for the month of August, 2011; and
- (c) FPSC Forms 423-2, 423-2(a), and 423-2(b) for Plant Scherer for the month of July, 2011.

FPL's Request for Confidential Classification of the information removed FPL's FPSC Form 423-1(a), SJRPP FPSC Forms 423-2, 423-2(a), and 423-2(b) and Plant Scherer FPSC Forms 423-2, 423-2(a) and 423-2(b) is being filed under separate cover. Should you have any questions regarding this filing, please contact me.

Thank you for your attention to this matter.

Sincerely,

John T. Butler

COM \_\_\_\_\_  
 APA \_\_\_\_\_  
 ECR 4  
 GCL \_\_\_\_\_  
 RAD \_\_\_\_\_  
 SRC \_\_\_\_\_  
 ADM \_\_\_\_\_  
 OPC \_\_\_\_\_  
 CLK \_\_\_\_\_

JTB/jsb  
Enclosures  
cc: Service List

DOCUMENT NUMBER-DATE

07790 OCT 25 =

FPSC-COMMISSION CLERK

## CERTIFICATE OF SERVICE

Docket No. 110001-EI

I, THE UNDERSIGNED COUNSEL, HEREBY CERTIFY that copies of Florida Power & Light Company's forms 423-1, 423-1(a), and 423-1(b) for the month of August, 2011, copies of St. Johns River Power Park forms 423-2, 423-2(a), and 423-2(b) for the month of August, 2011; and copies of Plant Scherer forms 423-2, 423-2(a), and 423-2(b) for the month of July, 2011 have been served via hand delivery\* and/or first class mail, postage prepaid to the parties listed below this 25th day of October, 2011.

Lisa Bennett, Esq.\*\*  
Jennifer Crawford, Esq.  
Division of Legal Services  
Florida Public Service Commission  
2540 Shumard Oak Blvd  
Tallahassee, Florida 32399-0850  
lbennett@psc.state.fl.us  
jcrawford@psc.state.fl.us

J. R. Kelly, Esq.  
Patricia Christensen, Esq.  
Charles Rehwinkel, Esq.  
Office of Public Counsel  
c/o The Florida Legislature  
111 West Madison Street, Room 812  
Tallahassee, Florida 32399  
Kelly.jr@leg.state.fl.us  
Christensen.patty@leg.state.fl.us  
rehwinkel.charles@leg.state.fl.us

James D. Beasley, Esq.  
J. Jeffrey Wahlen, Esq.  
Ausley & McMullen  
Attorneys for Tampa Electric  
P.O. Box 391  
Tallahassee, Florida 32302  
jbeasley@ausley.com  
jwahlen@ausley.com

John T. Burnett, Esq./Dianne M. Triplett, Esq.  
Progress Energy Service Company, LLC  
P.O. Box 14042  
St. Petersburg, Florida 33733-4042  
john.burnett@pgnmail.com  
dianne.triplett@pgnmail.com

John W. McWhirter, Jr., Esq.  
McWhirter & Davidson, P.A.  
Attorneys for FIPUG  
P.O. Box 3350  
Tampa, Florida 33602  
jmcwhirter@mac-law.com

Beth Keating, Esq.  
Gunster Firm  
Attorneys for FPUC  
215 So. Monroe St., Suite 618  
Tallahassee, Florida 32301-1804  
bkeating@gunster.com

Jeffrey A. Stone, Esq.  
Russell A. Badders, Esq.  
Beggs & Lane  
Attorneys for Gulf Power  
501 Commendencia Street  
Pensacola, FL 32502  
jas@beggslane.com  
rab@beggslane.com

James W. Brew, Esq. / F. Alvin Taylor, Esq.  
Attorney for White Springs  
Brickfield, Burchette, Ritts & Stone, P.C  
1025 Thomas Jefferson Street, NW  
Eighth Floor, West Tower  
Washington, DC 2007-5201  
jbrew@bbrslaw.com  
ataylor@bbrslaw.com


Robert Scheffel Wright, Esq.  
Jay Lavia, Esq.  
Gardner, Bist, Wiener, et al., P.A.  
Attorneys for Florida Retail Federation and  
City of Marianna  
1300 Thomaswood Drive  
Tallahassee, FL 32308  
schef@gbwlegal.com  
jlavia@gbwlegal.com

Jon C. Moyle, Esq. and Vicki Kaufman, Esq.  
Keefe, Anchors Gordon & Moyle, P.A.  
118 N. Gadsden St.  
Tallahassee, FL 32301  
Co-Counsel for FIPUG  
vkaufman@kagmlaw.com  
jmoyle@kagmlaw.com

Karen S. White, Esq.  
Staff Attorney  
AFLOA/JACL-ULT/FLOA/JACL-ULT  
139 Barnes Drive, Suite 1  
Tyndall AFB, FL 32403-5317  
Attorney for the Federal Executive Agencies  
Karen.White@tyndall.af.mil

Michael Barrett, Esq.  
Division of Legal Services  
Florida Public Service Commission  
2540 Shumard Oak Blvd  
Tallahassee, Florida 32399-0850  
mbarrett@psc.state.fl.us

By:



John T. Butler  
Fla. Bar No. 283479

MONTHLY REPORT OF COST AND QUALITY OF FUEL OIL FOR ELECTRIC PLANTS  
REPORT OF ADJUSTMENTS TO PREVIOUS OIL DELIVERIES

FPSC FORM NO. 423-1(b)

1. REPORTING MONTH: AUGUST 2011

3. NAME, TITLE, & TELEPHONE NUMBER OF CONTACT PERSON CONCERNING DATA  
SUBMITTED ON THIS FORM: KORY DUBIN, REGULATORY AFFAIRS,

2. REPORTING COMPANY: FLORIDA POWER & LIGHT COMPANY

4. SIGNATURE OF OFFICIAL SUBMITTING REPORT:  \_\_\_\_\_

5. DATE COMPLETED: 10/13/2011

LINE NO.	MONTH REPORTED	FORM PLANT NAME	SUPPLIER	ORIGINAL LINE NUMBER	OLD VOLUME (BBLs)	FORM NO.	COLUMN DESIGNATOR & TITLE	OLD VALUE	NEW VALUE	NEW DELIVERED PRICE (\$/BBL)	REASON FOR REVISION
(A)	(B)	(C)	(D)	(E)	(F)	(G)	(H)	(I)	(J)	(K)	(L)
1	NONE										

DOCUMENT NUMBER - DATE

07790 OCT 25 =

FPSC-COMMISSION CLERK

MONTHLY REPORT OF COST AND QUALITY OF FUEL OIL FOR ELECTRIC PLANTS  
 DETAIL OF INVOICE AND TRANSPORTATION CHARGES

FPSC FORM NO. 423-1 (a)

1. REPORTING MONTH: AUG YEAR: 2011

2. REPORTING COMPANY: FLORIDA POWER LIGHT COMPANY

3. NAME, TITLE TELEPHONE NUMBER OF CONTACT PERSON CONCERNING DATA  
 SUBMITTED ON THIS FORM: KORY DUBIN, REGULATORY AFFAIRS, (305) 552-4910.

4. SIGNATURE OF OFFICIAL SUBMITTING REPORT: *Kory Dubin*

5. DATE COMPLETED: 10/03/2011

**EDITED COPY**

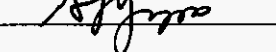
(A)	(B)	(C)	(D)	(E)	(F)	(G)	(H)	(I)	(J)	(K)	(L)	(M)	(N)	(O)	(P)	(Q)	(R)
LINE NO.	PLANT	SUPPLIER	DELIVERY LOCATION	DELIVERY DATE	TYPE OIL	VOLUME (BBL)	INVOICE PRICE (\$/BBL)	INVOICE AMOUNT (\$)	DISCOUNT (\$)	NET AMOUNT (\$)	NET PRICE (\$/BBL)	QUALITY ADJUST. (\$/BBL)	EFFECTIVE PUR PRICE (\$/BBL)	TRANSP TO TERM (\$/BBL)	ADDITIONAL TRANS CHGS (\$/BBL)	OTHER CHGS (\$/BBL)	DELIVERED PRICE (\$/BBL)
1	PSN	APEC		08/23/2011	F02	12								0.0000			159.1000
2	PWC	APEC		08/28/2011	F03	16945								0.0000			130.4100
3	PWC	APEC		08/31/2011	F03	5338								0.0000			130.4100
4	TP5	PORT		08/31/2011	F03	2475								0.0000			133.3900
5	PMT	SUBURBAN		08/18/2011	PRO	2	94.4300	189	0	189	94.4300	0.0000	94.4300	0.0000	0.0000	0.0000	94.4300

MONTHLY REPORT OF COST AND QUALITY OF FUEL OIL FOR ELECTRIC PLANTS  
ORIGIN, VOLUME, DELIVERED PRICE AND AS RECEIVED QUANTITY

1. REPORTING MONTH: AUG YEAR: 2011

2. REPORTING COMPANY: FLORIDA POWER LIGHT COMPANY

3. NAME, TITLE TELEPHONE NUMBER OF CONTACT PERSON CONCERNING DATA  
SUBMITTED ON THIS FORM: KORY DUBIN, REGULATORY AFFAIRS, (305) 552-4910.

4. SIGNATURE OF OFFICIAL SUBMITTING REPORT: 

5. DATE COMPLETED: 10/03/2011

LINE NO	PLANT	SUPPLIER	SHIPPING POINT	PURCHASE TYPE	DELIVERY LOCATION	DELIVERY DATE	TYPE OIL	SULFUR (%)	BTU CONTENT (BTU / GAL)	VOLUME (BBLS)	DELIVERED PRICE (\$/BBL)
1	SANFORD	APEC	NA-TRUCK DELIVERY	STC		08/23/2011	F02	N/A	N/A	12	*
2	WEST COUNTY EC	APEC	NA-TRUCK DELIVERY			08/31/2011	F03	N/A	N/A	22283	130.4100
3	TURKEY POINT UNIT 5	PORT	NA-TRUCK DELIVERY			08/31/2011	F03	N/A	N/A	2475	133.3900
4	MANATEE	SUBURBAN	NA-TRUCK DELIVERY	STC		08/18/2011	PRO	N/A	N/A	2	94.4300


**MONTHLY REPORT OF COST AND QUALITY OF COAL FOR ELECTRIC PLANTS  
ORIGIN, TONNAGE, DELIVERED PRICE AND AS RECEIVED QUALITY**

1. Report For Month/Yr: **August 2011**

2. Reporting Company: **Florida Power & Light**

3. Plant Name: **St. Johns River Power Park (SJRPP)**

4. Name, Title & Telephone Number of Contact  
Person Concerning Data Submitted on this Form: **Terry Keith (305-552-4334)**

5. Signature of Official Submitting Report: 

6. Date Completed: **October 3, 2011**

Line No.	Supplier Name	Mine Location	Purchase Type	Transportation Mode	Tons	Effective Purchase Price (\$/Ton)	Total Trans Cost (\$/Ton)	FOB Plant Price (\$/Ton)	As Received Coal Quality			
									Sulfur Content (%)	Btu Content (%)	Ash Content (%)	Moisture Content (%)
(a)	(b)	(c)	(d)	(e)	(f)	(g)	(h)	(i)	(j)	(k)	(l)	(m)
1	Coal Marketing Company	45,IM,999	LTC	OC	74,482			104.98	0.65	10,604	11.27	13.86
2	Oaktown	„	S	UR	4,276			75.15	3.32	11,494	9.32	11.78
3	Prosperity	,JN,	S	UR	16,686			73.90	1.91	11,501	7.00	14.91
4	Sunrise Coal	„	S	UR	6,523			70.15	3.03	11,589	8.32	12.53

**EDITED COPY**


**MONTHLY REPORT OF COST AND QUALITY OF COAL FOR ELECTRIC PLANTS  
DETAIL OF INVOICE PURCHASE PRICE**

1. Report For Month/Yr: **August 2011**

4. Name, Title & Telephone Number of Contact  
Person Concerning Data Submitted on this Form: **Terry Keith (305-552-4334)**

2. Reporting Company: **Florida Power & Light**

5. Signature of Official Submitting Report:



3. Plant Name: **St. Johns River Power Park (SJRPP)**

6. Date Completed:

**October 3, 2011**

Line No.	Supplier Name	Mine Location	Purchase Type	Tons	FOB Mine Price (\$/Ton)	Short Haul & Loading Charge	Original Invoice Price (\$/Ton)	Retro-active Price Increases (\$/Ton)	Base Price (\$/Ton)	Quality Adjustments (\$/Ton)	Effective Purchase Price (\$/Ton)
(a)	(b)	(c)	(d)	(e)	(f)	(g)	(h)	(i)	(j)	(k)	(l)
1	Coal Marketing Company	45,IM,999	LTC	74,482		0.00		0.00		0.00	
2	Oaktown	,,	S	4,276		0.00		0.00		0.00	
3	Prosperity	,IN,	S	16,686		0.00		0.00		0.00	
4	Sunrise Coal	,,	S	6,523		0.00		0.00		0.00	

**EDITED COPY**



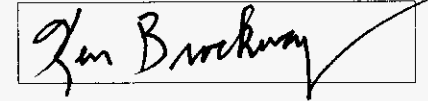
**MONTHLY REPORT OF COST AND QUALITY OF COAL FOR ELECTRIC PLANTS  
DETAIL OF TRANSPORTATION CHARGES**

1. Report For Month/Yr: **August 2011**

4. Name, Title & Telephone Number of Contact  
Person Concerning Data Submitted on this Form: **Terry Keith (305-552-4334)**

2. Reporting Company: **Florida Power & Light**

5. Signature of Official Submitting Report:



3. Plant Name: **St. Johns River Power Park (SJRPP)**

6. Date Completed:

**October 3, 2011**

Line No.	Supplier Name	Mine Location	Shipping Point	Transportation Mode	Tons	Effective Purchase Price (\$/Ton)	Short Haul & Loading Charge (\$/Ton)	Rail Charges		Waterborne Charges					Total Transport Charges (\$/Ton)	FOB Plant Price (\$/Ton)
								Rail Rate (\$/Ton)	Other Rail Charges (\$/Ton)	River Barge Rate (\$/Ton)	Trans-loading Rate (\$/Ton)	Ocean Barge Rate (\$/Ton)	Other Water Charges (\$/Ton)	Related Charges (\$/Ton)		
(a)	(b)	(c)	(d)	(e)	(f)	(g)	(h)	(i)	(j)	(k)	(l)	(m)	(n)	(o)	(p)	(q)
1	Coal Marketing Company	45,IM,999	EL CERREJON	OC	74,482		0.00	0.00	0.00	0.00	0.00	0.00	0.00	0.00		104.98
2	Oaktown	,,	OAKTOWN MIN	UR	4,276		0.00	0.00	0.00	0.00	0.00	0.00	0.00	0.00		75.15
3	Prosperity	,IN,	PROSPERITY MI	UR	16,686		0.00	0.00	0.00	0.00	0.00	0.00	0.00	0.00		73.90
4	Sunrise Coal	,,	CARLISLE MINE	UR	6,523		0.00	0.00	0.00	0.00	0.00	0.00	0.00	0.00		70.15

**EDITED COPY**

**MONTHLY REPORT OF COST AND QUALITY OF COAL FOR ELECTRIC PLANTS  
ORIGIN, TONNAGE, DELIVERED PRICE, AND AS RECEIVED QUALITY**

1. Reporting Month: **July** Year: **2011**  
 2. Reporting Company: **FLORIDA POWER & LIGHT COMPANY**  
 3. Plant Name: **R.W.SCHERER**

4. Name, Title & Telephone Number of Contact Person Concerning Data  
 Submitted on this Form: Terry Keith  
 (305) 552-4334  
 5. Signature of Official Submitting Report: *Ken Brockmy*  
 6. Date Completed: **07-Oct-11**

<u>Line No.</u> (a)	<u>Supplier Name</u> (b)	<u>Mine Location</u> (c)	<u>Purchase Type</u> (d)	<u>Transport Mode</u> (e)	<u>Tons</u> (f)	<u>Purchase Price (\$/Ton)</u> (g)	<u>Effective Transport Charges (\$/Ton)</u> (h)	<u>Total FOB Plant Price (\$/Ton)</u> (i)	<u>Sulfur Content (%)</u> (j)	<u>Btu Content (Btu/lb)</u> (k)	<u>Ash Content (%)</u> (l)	<u>Moisture Content (%)</u> (m)
(1)	BUCKSKIN MINING CO	19/WY/5	S	UR	13,768.97			38.649	0.27	8,352	4.56	30.23
(2)	COAL SALES, LLC	19/WY/5	S	UR	21,398.65			40.570	0.20	8,760	4.30	27.25
(3)	KENNECOTT COAL SALE	19/WY/5	S	UR	32,736.94			41.279	0.26	8,823	5.12	25.97
(4)	KENNECOTT COAL SALE	19/WY/5	S	UR	2,189.80			39.120	0.30	8,399	4.91	29.79
(5)	BUCKSKIN MINING CO	19/WY/5	S	UR	12,299.71			38.390	0.25	8,311	4.54	30.52
(6)	ALPHA COAL WEST, INC	19/WY/5	S	UR	24,911.86			39.734	0.24	8,602	4.15	29.07
(7)	ALPHA COAL WEST, INC	19/WY/5	S	UR	50,199.55			36.911	0.45	8,335	4.89	30.08

**PRINTED COPY**

**MONTHLY REPORT OF COST AND QUALITY OF COAL FOR ELECTRIC PLANTS  
DETAILED PURCHASED COAL INVOICE INFORMATION**

- |                       |  |       |             |   |
|-----------------------|--|-------|-------------|---|
| 1. Reporting Month:   | <b>July</b>                              | Year: | <b>2011</b> | 4. Name, Title & Telephone Number of Contact Person Concerning Data Submitted on this Form: Terry Keith<br>(305) 552-4334 |
| 2. Reporting Company: | <b>FLORIDA POWER &amp; LIGHT COMPANY</b> |       |             | 5. Signature of Official Submitting Report: <i>Tom Brockway</i>   |
| 3. Plant Name:        | <b>R.W.SCHERER</b>                       |       |             | 6. Date Completed: <b>07-Oct-11</b>   |

<u>Line No.</u> (a)	<u>Supplier Name</u> (b)	<u>Mine Location</u> (c)	<u>Purch. Type</u> (d)	<u>Tons</u> (e)	<u>FOB Mine Price (\$/Ton)</u> (f)	<u>Shorthaul &amp; Loading Charges (\$/Ton)</u> (g)	<u>Original Invoice Price (\$/Ton)</u> (h)	<u>Retroactive Price Increase (\$/Ton)</u> (i)	<u>Base Price (\$/Ton)</u> (j)	<u>Quality Adjustments (\$/Ton)</u> (k)	<u>Effective Purchase Price (\$/Ton)</u> (l)
(1)	BUCKSKIN MINING CO	19/WY/5	S	13,768.97	-	-	-	-	-	0.025	
(2)	COAL SALES, LLC	19/WY/5	S	21,398.65	-	-	-	-	-	0.102	
(3)	KENNECOTT COAL SALE	19/WY/5	S	32,736.94	-	-	-	-	-	0.055	
(4)	KENNECOTT COAL SALE	19/WY/5	S	2,189.80	-	-	-	-	-	(0.052)	
(5)	BUCKSKIN MINING CO	19/WY/5	S	12,299.71	-	-	-	-	-	(0.240)	
(6)	ALPHA COAL WEST, INC	19/WY/5	S	24,911.86	-	-	-	-	-	0.084	
(7)	ALPHA COAL WEST, INC	19/WY/5	S	50,199.55	-	-	-	-	-	(0.659)	

**UNIFIED COPY**

MONTHLY REPORT OF COST AND QUALITY OF COAL FOR ELECTRIC PLANTS  
 DETAILED TRANSPORTATION INVOICE INFORMATION

1. Reporting Month: July Year: 2011  
 2. Reporting Company: FLORIDA POWER & LIGHT COMPANY  
 3. Plant Name: R.W.SCHERER

4. Name, Title & Telephone Number of Contact Person Concerning Data  
 Submitted on this Form: Terry Keith  
 (305) 552-4334  
 5. Signature of Official Submitting Report: *Zen Brookway*  
 6. Date Completed: 07-Oct-11

Line No. (a)	Supplier Name (b)	Mine Location (c)	Shipping Point (d)	Transport Mode (e)	Tons (f)	Effective Purchase Price (\$/Ton) (g)	Additional Shorthaul & Loading Charges (\$/Ton) (h)	Rail Charges		Waterborne Charges				Other Related Charges (\$/Ton) (o)	Total Transportation Charges (\$/Ton) (p)	FOB Plant Price (\$/Ton) (q)
								Rail Rate (\$/Ton) (i)	Other Rail Charges (\$/Ton) (j)	River Barge Rate (\$/Ton) (k)	Trans-loading Rate (\$/Ton) (l)	Ocean Barge Rate (\$/Ton) (m)	Other Water Charges (\$/Ton) (n)			
(1)	BUCKSKIN MINING CO	19/WY/5	BUCKSKIN JCT, W	UR	13,768.97	-	-	-	-	-	-	-	-	-	-	38.649
(2)	COAL SALES, LLC	19/WY/5	NACCO JCT, WY	UR	21,398.65	-	-	-	-	-	-	-	-	-	-	40.570
(3)	KENNECOTT COAL SAL	19/WY/5	CONVERSE JCT, W	UR	32,736.94	-	-	-	-	-	-	-	-	-	-	41.279
(4)	KENNECOTT COAL SAL	19/WY/5	CORDERO JCT, W	UR	2,189.80	-	-	-	-	-	-	-	-	-	-	39.120
(5)	BUCKSKIN MINING CO	19/WY/5	BUCKSKIN JCT, W	UR	12,299.71	-	-	-	-	-	-	-	-	-	-	38.390
(6)	ALPHA COAL WEST, INC	19/WY/5	BELLE AYR, WY	UR	24,911.86	-	-	-	-	-	-	-	-	-	-	39.734
(7)	ALPHA COAL WEST, INC	19/WY/5	EAGLE BUTTE, W	UR	50,199.55	-	-	-	-	-	-	-	-	-	-	36.911

**EDITED COPY**