



David M. Lee
Senior Attorney
Florida Power & Light Company
700 Universe Boulevard
Juno Beach, FL 33408-0420
(561) 691-7263
(561) 691-7135 (Facsimile)
E-mail: david.lee@fpl.com

April 30, 2021

-VIA ELECTRONIC FILING -

Adam Teitzman
Commission Clerk
Florida Public Service Commission
2540 Shumard Oak Blvd.
Tallahassee, FL 32399-0850

Re: Docket No. 20210001-EI

Dear Mr. Teitzman:

Enclosed for filing are copies of the following monthly fuel reports for Florida Power & Light Company:

- (a) FPSC Forms 423-1, 423-1(a), and 423-1(b) for Florida Power & Light Company for the months of January, February, and March 2021; and
- (b) FPSC Forms 423-2(a), 423-2(b) and 423-2 for Plant Scherer for the months of January, February, and March 2021.

FPL's Request for Confidential Classification of the information removed from FPL FPSC Form 423-1(a) and Plant Scherer FPSC Forms 423-2(a), 423-2(b) and 423-2 is being filed under separate cover.

Should you have any questions regarding this filing, please contact me.

Sincerely,

s/ David M. Lee

David M. Lee

Attachments

cc: Counsel for Parties of Record (w/ attachments)

Florida Power & Light Company

700 Universe Boulevard, Juno Beach, FL 33408

CERTIFICATE OF SERVICE
Docket No. 20210001-EI

I **HEREBY CERTIFY** that copies of Florida Power & Light Company Forms 423-1, 423-1(a), and 423-1(b) and copies of Plant Scherer forms 423-2(a), 423-2(b) and 423-2 for the months of January, February and March 2021 have been served via electronic mail to the parties listed below on this 30th day of April 2021 to the following:

Suzanne Brownless
Division of Legal Services
Florida Public Service Commission
2540 Shumard Oak Blvd.
Tallahassee, Florida 32399-0850
sbrownle@psc.state.fl.us

Russell A. Badders
Vice President & Associate General Counsel
Gulf Power Company
One Energy Place
Pensacola, Florida 32520-0100
russell.badders@nexteraenergy.com

Dianne M. Triplett
299 First Avenue North
St. Petersburg, Florida 33701
dianne.triplett@duke-energy.com

Matthew R. Bernier
Robert L. Pickels
Duke Energy Florida
106 East College Avenue, Suite 800
Tallahassee, Florida 32301
robert.pickels@duke-energy.com
matthew.bernier@duke-energy.com
FLRegulatoryLegal@duke-energy.com
Attorneys for Duke Energy Florida

Beth Keating
Gunster Law Firm
215 South Monroe St., Suite 601
Tallahassee, Florida 32301-1804
bkeating@gunster.com
**Attorneys for Florida Public Utilities
Company**

Richard Gentry
Patricia A. Christensen
Charles J. Rehwinkel
Stephanie Morse
Anastacia Pirrello
Office of Public Counsel
c/o The Florida Legislature
111 West Madison St., Room 812
Tallahassee, FL 32399-1400
gentry.richard@leg.state.fl.us
christensen.patty@leg.state.fl.us
rehwinkel.charles@leg.state.fl.us
morse.stephanie@leg.state.fl.us
pirrello.anastacia@leg.state.fl.us

James D. Beasley
J. Jeffrey Wahlen
Malcolm N. Means
Ausley & McMullen
P.O. Box 391
Tallahassee, Florida 32302
jbeasley@ausley.com
jwahlen@ausley.com
mmeans@ausley.com
Attorneys for Tampa Electric Company

Paula K. Brown, Manager
Tampa Electric Company
Regulatory Coordinator
Post Office Box 111
Tampa, Florida 33601-0111
regdept@tecoenergy.com


Mike Cassel
Director/Regulatory and
Governmental Affairs
Florida Public Utilities Company
208 Wildlight Ave.
Yulee, Florida 32097
mcassel@fpuc.com

James W. Brew
Laura Wynn Baker
Stone Mattheis Xenopoulos & Brew, P.C.
1025 Thomas Jefferson Street, NW
Eighth Floor, West Tower
Washington, DC 20007
jbrew@smxblaw.com
lwb@smxblaw.com
**Attorneys for PCS Phosphate – White
Springs**

By: s/ David M. Lee
David M. Lee
Florida Bar No. 103152

MONTHLY REPORT OF COST AND QUALITY OF FUEL OIL FOR ELECTRIC PLANTS
ORIGIN, VOLUME, DELIVERED PRICE AND AS RECEIVED QUANTITY

1. REPORTING MONTH: JAN YEAR: 2021
2. REPORTING COMPANY: FLORIDA POWER LIGHT COMPANY

3. NAME, TITLE TELEPHONE NUMBER OF CONTACT PERSON CONCERNING DATA
SUBMITTED ON THIS FORM: RENAE DEATON, REGULATORY AFFAIRS, (561) 691-2839
4. SIGNATURE OF OFFICIAL SUBMITTING REPORT: 
5. DATE COMPLETED: 04/13/2021

LINE NO	PLANT	SUPPLIER	SHIPPING POINT	PURCHASE TYPE	DELIVERY LOCATION	DELIVERY DATE	TYPE OIL	SULFUR (%)	BTU CONTENT (BTU / GAL)	VOLUME (BBLs)	DELIVERED PRICE (\$/BBL)
---------	-------	----------	----------------	---------------	-------------------	---------------	----------	------------	-------------------------	---------------	--------------------------


MONTHLY REPORT OF COST AND QUALITY OF FUEL OIL FOR ELECTRIC PLANTS
DETAIL OF INVOICE AND TRANSPORTATION CHARGES

FPSC FORM NO. 423-1 (a)

1. REPORTING MONTH: JAN YEAR: 2021

2. REPORTING COMPANY: FLORIDA POWER LIGHT COMPANY

3. NAME, TITLE TELEPHONE NUMBER OF CONTACT PERSON CONCERNING DATA
SUBMITTED ON THIS FORM: RENAE DEATON, REGULATORY AFFAIRS, (561) 691-2839


4. SIGNATURE OF OFFICIAL SUBMITTING REPORT: 

5. DATE COMPLETED: 04/13/2021

(A)	(B)	(C)	(D)	(E)	(F)	(G)	(H)	(I)	(J)	(K)	(L)	(M)	(N)	(O)	(P)	(Q)	(R)
LINE NO.	PLANT	SUPPLIER	DELIVERY LOCATION	DELIVERY DATE	TYPE OIL	VOLUME (BBL)	INVOICE PRICE (\$/BBL)	INVOICE AMOUNT (\$)	DISCOUNT (\$)	NET AMOUNT (\$)	NET PRICE (\$/BBL)	QUALITY ADJUST. (\$/BBL)	EFFECTIVE PUR PRICE (\$/BBL)	TRANSP TO TERM (\$/BBL)	ADDITIONAL TRANS CHGS (\$/BBL)	OTHER CHGS (\$/BBL)	DELIVERED PRICE (\$/BBL)

**MONTHLY REPORT OF COST AND QUALITY OF COAL FOR ELECTRIC PLANTS
DETAILED PURCHASED COAL INVOICE INFORMATION**


1. Reporting Month: **January** Year: **2021**
 2. Reporting Company: **FLORIDA POWER & LIGHT COMPANY**
 3. Plant Name: **R.W.SCHERER**

4. Name, Title & Telephone Number of Contact Person Concerning Data
 Submitted on this Form: **Rena Deaton**
 561 691-2839
 5. Signature of Official Submitting Report: 
 6. Date Completed: **12-Apr-21**

<u>Line No.</u> (a)	<u>Supplier Name</u> (b)	<u>Mine Location</u> (c)	<u>Purch. Type</u> (d)	<u>Tons</u> (e)	<u>FOB Mine Price (\$/Ton)</u> (f)	<u>Shorthaul & Loading Charges (\$/Ton)</u> (g)	<u>Original Invoice Price (\$/Ton)</u> (h)	<u>Retroactive Price Increase (\$/Ton)</u> (i)	<u>Base Price (\$/Ton)</u> (j)	<u>Quality Adjustments (\$/Ton)</u> (k)	<u>Effective Purchase Price (\$/Ton)</u> (l)
(1)	BUCKSKIN MINING CO.	19/WY/5	S	27,735.37		0.128		-		(0.220)	
(2)	KENNECOTT	19/WY/5	S	15,852.64		0.259		-		0.051	
(3)	GEORGIA POWER CORP	N/A	S	110,600.00		N/A		-		N/A	

MONTHLY REPORT OF COST AND QUALITY OF COAL FOR ELECTRIC PLANTS
 DETAILED TRANSPORTATION INVOICE INFORMATION

1. Reporting Month: **January** Year: **2021**
 2. Reporting Company: **FLORIDA POWER & LIGHT COMPANY**
 3. Plant Name: **R.W.SCHERER**


4. Name, Title & Telephone Number of Contact Person Concerning Data Submitted on this Form: **Renae Deaton**
 561 691-2839
 5. Signature of Official Submitting Report: 
 6. Date Completed: **12-Apr-21**

Line No. (a)	Supplier Name (b)	Mine Location (c)	Shipping Point (d)	Transport Mode (e)	Tons (f)	Effective Purchase Price (\$/Ton) (g)	Additional Shorthaul & Loading Charges (\$/Ton) (h)	Rail Charges		Waterborne Charges				Other Related Charges (\$/Ton) (o)	Total Transportation Charges (\$/Ton) (p)	FOB Plant Price (\$/Ton) (q)
								Rail Rate (\$/Ton) (i)	Other Rail Charges (\$/Ton) (j)	River Barge Rate (\$/Ton) (k)	Trans-loading Rate (\$/Ton) (l)	Ocean Barge Rate (\$/Ton) (m)	Other Water Charges (\$/Ton) (n)			
(1)	BUCKSKIN MINING CO.	19/WY/5	BUCKSKIN JUNCTION, WY	UR	27,735.37	-	-	-	-	-	-	-	-	-	-	43.361
(2)	KENNECOTT	19/WY/5	CORDERO	UR	15,852.64	-	-	-	-	-	-	-	-	-	-	43.778
(3)	GEORGIA POWER CORP	N/A	PLANT SCHERER	N/A	110,600.00	-	-	-	-	-	-	-	-	-	-	43.477

**MONTHLY REPORT OF COST AND QUALITY OF COAL FOR ELECTRIC PLANTS
ORIGIN, TONNAGE, DELIVERED PRICE, AND AS RECEIVED QUALITY**

1. Reporting Month: **January** Year: **2021** 4. Name, Title & Telephone Number of Contact Person Concerning Data Submitted on this Form: **Renae Deaton**
561 691-2839

2. Reporting Company: **FLORIDA POWER & LIGHT COMPANY**

3. Plant Name: **R.W.SCHERER** 5. Signature of Official Submitting Report: 

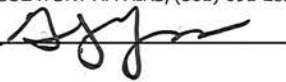
6. Date Completed: **12-Apr-21**

<u>Line No.</u> (a)	<u>Supplier Name</u> (b)	<u>Mine Location</u> (c)	<u>Purchase Type</u> (d)	<u>Transport Mode</u> (e)	<u>Tons</u> (f)	<u>Purchase Price (\$/Ton)</u> (g)	<u>Effective Transport Charges (\$/Ton)</u> (h)	<u>Total FOB Plant Price (\$/Ton)</u> (i)	<u>Sulfur Content (%)</u> (j)	<u>Btu Content (Btu/lb)</u> (k)	<u>Ash Content (%)</u> (l)	<u>Moisture Content (%)</u> (m)
(1)	BUCKSKIN MINING CO.	19/WY/5	S	UR	27,735.37			43.361	0.32	8,357	4.82	30.10
(2)	KENNECOTT	19/WY/5	S	UR	15,852.64			43.778	0.30	8,483	5.16	29.37
(3)	GEORGIA POWER CORP	N/A	S	N/A	110,600.00			43.477	0.34	8,500	N/A	N/A

FPSC FORM NO. 423-1

MONTHLY REPORT OF COST AND QUALITY OF FUEL OIL FOR ELECTRIC PLANTS
ORIGIN, VOLUME, DELIVERED PRICE AND AS RECEIVED QUANTITY

1. REPORTING MONTH: FEB YEAR: 2021
2. REPORTING COMPANY: FLORIDA POWER LIGHT COMPANY

3. NAME, TITLE TELEPHONE NUMBER OF CONTACT PERSON CONCERNING DATA
SUBMITTED ON THIS FORM: RENAE DEATON, REGULATORY AFFAIRS, (561) 691-2839
4. SIGNATURE OF OFFICIAL SUBMITTING REPORT: 
5. DATE COMPLETED: 04/13/2021

LINE NO	PLANT	SUPPLIER	SHIPPING POINT	PURCHASE TYPE	DELIVERY LOCATION	DELIVERY DATE	TYPE OIL	SULFUR (%)	BTU CONTENT (BTU / GAL)	VOLUME (BBLs)	DELIVERED PRICE (\$/BBL)
---------	-------	----------	----------------	---------------	-------------------	---------------	----------	------------	-------------------------	---------------	--------------------------

MONTHLY REPORT OF COST AND QUALITY OF FUEL OIL FOR ELECTRIC PLANTS
DETAIL OF INVOICE AND TRANSPORTATION CHARGES

FPSC FORM NO. 423-1 (a)

1. REPORTING MONTH: FEB YEAR: 2021

2. REPORTING COMPANY: FLORIDA POWER LIGHT COMPANY

3. NAME, TITLE TELEPHONE NUMBER OF CONTACT PERSON CONCERNING DATA
SUBMITTED ON THIS FORM: RENAE DEATON, REGULATORY AFFAIRS, (561) 691-2839


4. SIGNATURE OF OFFICIAL SUBMITTING REPORT: 

5. DATE COMPLETED: 04/13/2021

(A)	(B)	(C)	(D)	(E)	(F)	(G)	(H)	(I)	(J)	(K)	(L)	(M)	(N)	(O)	(P)	(Q)	(R)
LINE NO.	PLANT	SUPPLIER	DELIVERY LOCATION	DELIVERY DATE	TYPE OIL	VOLUME (BBL)	INVOICE PRICE (\$/BBL)	INVOICE AMOUNT (\$)	DISCOUNT (\$)	NET AMOUNT (\$)	NET PRICE (\$/BBL)	QUALITY ADJUST. (\$/BBL)	EFFECTIVE PUR PRICE (\$/BBL)	TRANSP TO TERM (\$/BBL)	ADDITIONAL TRANS CHGS (\$/BBL)	OTHER CHGS (\$/BBL)	DELIVERED PRICE (\$/BBL)

**MONTHLY REPORT OF COST AND QUALITY OF COAL FOR ELECTRIC PLANTS
DETAILED PURCHASED COAL INVOICE INFORMATION**


1. Reporting Month: **February** Year: **2021**
 2. Reporting Company: **FLORIDA POWER & LIGHT COMPANY**
 3. Plant Name: **R.W.SCHERER**

4. Name, Title & Telephone Number of Contact Person Concerning Data
 Submitted on this Form: **Renae Deaton**
561 691-2839
 5. Signature of Official Submitting Report: 
 6. Date Completed: **12-Apr-21**

<u>Line No.</u> (a)	<u>Supplier Name</u> (b)	<u>Mine Location</u> (c)	<u>Purch. Type</u> (d)	<u>Tons</u> (e)	<u>FOB Mine Price (\$/Ton)</u> (f)	<u>Shorthaul & Loading Charges (\$/Ton)</u> (g)	<u>Original Invoice Price (\$/Ton)</u> (h)	<u>Retroactive Price Increase (\$/Ton)</u> (i)	<u>Base Price (\$/Ton)</u> (j)	<u>Quality Adjustments (\$/Ton)</u> (k)	<u>Effective Purchase Price (\$/Ton)</u> (l)
(1)	BUCKSKIN MINING CO.	19/WY/5	S	5,492.77		0.128		-		(0.608)	
(2)	KENNECOTT	19/WY/5	S	10,521.80		0.260		-		0.025	
(3)	GEORGIA POWER CORP	N/A	S	110,600.00		N/A		-		N/A	


MONTHLY REPORT OF COST AND QUALITY OF COAL FOR ELECTRIC PLANTS
 DETAILED TRANSPORTATION INVOICE INFORMATION

1. Reporting Month: **February** Year: **2021**
 2. Reporting Company: **FLORIDA POWER & LIGHT COMPANY**
 3. Plant Name: **R.W.SCHERER**

4. Name, Title & Telephone Number of Contact Person Concerning Data Submitted on this Form: **Renaee Deaton**
 561 691-2839
 5. Signature of Official Submitting Report: 
 6. Date Completed: **12-Apr-21**

Line No. (a)	Supplier Name (b)	Mine Location (c)	Shipping Point (d)	Transport Mode (e)	Tons (f)	Effective Purchase Price (\$/Ton) (g)	Additional Shorthaul & Loading Charges (\$/Ton) (h)	Rail Charges		Waterborne Charges				Other Related Charges (\$/Ton) (o)	Total Transportation Charges (\$/Ton) (p)	FOB Plant Price (\$/Ton) (q)
								Rail Rate (\$/Ton) (i)	Other Rail Charges (\$/Ton) (j)	River Barge Rate (\$/Ton) (k)	Trans-loading Rate (\$/Ton) (l)	Ocean Barge Rate (\$/Ton) (m)	Other Water Charges (\$/Ton) (n)			
(1)	BUCKSKIN MINING CO.	19/WY/5	BUCKSKIN JUNCTION, WY	UR	5,492.77	-	-	-	-	-	-	-	-	-	-	43.296
(2)	KENNECOTT	19/WY/5	CORDERO	UR	10,521.80	-	-	-	-	-	-	-	-	-	-	43.965
(3)	GEORGIA POWER CORP	N/A	PLANT SCHERER	N/A	110,600.00	-	-	-	-	-	-	-	-	-	-	43.477


**MONTHLY REPORT OF COST AND QUALITY OF COAL FOR ELECTRIC PLANTS
ORIGIN, TONNAGE, DELIVERED PRICE, AND AS RECEIVED QUALITY**

- | | | | | |
|-----------------------|-------------------------------|-------|------|---|
| 1. Reporting Month: | February | Year: | 2021 | 4. Name, Title & Telephone Number of Contact Person Concerning Data
Submitted on this Form: Renae Deaton
561 691-2839 |
| 2. Reporting Company: | FLORIDA POWER & LIGHT COMPANY | | | 5. Signature of Official Submitting Report:  |
| 3. Plant Name: | R.W.SCHERER | | | |
| | | | | 6. Date Completed: 12-Apr-21 |

<u>Line No.</u> (a)	<u>Supplier Name</u> (b)	<u>Mine Location</u> (c)	<u>Purchase Type</u> (d)	<u>Transport Mode</u> (e)	<u>Tons</u> (f)	<u>Purchase Price (\$/Ton)</u> (g)	<u>Effective Transport Charges (\$/Ton)</u> (h)	<u>Total FOB Plant Price (\$/Ton)</u> (i)	<u>Sulfur Content (%)</u> (j)	<u>Btu Content (Btu/lb)</u> (k)	<u>Ash Content (%)</u> (l)	<u>Moisture Content (%)</u> (m)
(1)	BUCKSKIN MINING CO.	19/WY/5	S	UR	5,492.77			43.296	0.26	8,281	4.55	30.89
(2)	KENNECOTT	19/WY/5	S	UR	10,521.80			43.965	0.30	8,551	4.99	28.95
(3)	GEORGIA POWER CORP	N/A	S	N/A	110,600.00			43.477	0.34	8,500	N/A	N/A

MONTHLY REPORT OF COST AND QUALITY OF FUEL OIL FOR ELECTRIC PLANTS
ORIGIN, VOLUME, DELIVERED PRICE AND AS RECEIVED QUANTITY

1. REPORTING MONTH: MAR YEAR: 2021
2. REPORTING COMPANY: FLORIDA POWER LIGHT COMPANY

3. NAME, TITLE TELEPHONE NUMBER OF CONTACT PERSON CONCERNING DATA
SUBMITTED ON THIS FORM: RENAE DEATON, REGULATORY AFFAIRS, (561) 691-2839
4. SIGNATURE OF OFFICIAL SUBMITTING REPORT: 
5. DATE COMPLETED: 04/13/2021

LINE NO	PLANT	SUPPLIER	SHIPPING POINT	PURCHASE TYPE	DELIVERY LOCATION	DELIVERY DATE	TYPE OIL	SULFUR (%)	BTU CONTENT (BTU / GAL)	VOLUME (BBLs)	DELIVERED PRICE (\$/BBL)
1	CAPE CANAVERAL	APEC	NA-TRUCK DELIVERY			03/18/2021	F03	N/A	N/A	10717	86.5734
2	MANATEE	SUBURBAN	NA-TRUCK DELIVERY	STC		03/03/2021	PRO	N/A	N/A	451	77.8985

MONTHLY REPORT OF COST AND QUALITY OF FUEL OIL FOR ELECTRIC PLANTS
 DETAIL OF INVOICE AND TRANSPORTATION CHARGES

FPSC FORM NO. 423-1 (a)

1. REPORTING MONTH: MAR YEAR: 2021
 2. REPORTING COMPANY: FLORIDA POWER LIGHT COMPANY

3. NAME, TITLE TELEPHONE NUMBER OF CONTACT PERSON CONCERNING DATA
 SUBMITTED ON THIS FORM: RENAE DEATON, REGULATORY AFFAIRS, (561) 691-2839

4. SIGNATURE OF OFFICIAL SUBMITTING REPORT: *[Signature]*

5. DATE COMPLETED: 04/13/2021

(A) LINE NO.	(B) PLANT	(C) SUPPLIER	(D) DELIVERY LOCATION	(E) DELIVERY DATE	(F) TYPE OIL	(G) VOLUME (BBL)	(H) INVOICE PRICE (\$/BBL)	(I) INVOICE AMOUNT (\$)	(J) DISCOUNT (\$)	(K) NET AMOUNT (\$)	(L) NET PRICE (\$/BBL)	(M) QUALITY ADJUST. (\$/BBL)	(N) EFFECTIVE PUR PRICE (\$/BBL)	(O) TRANSP TO TERM (\$/BBL)	(P) ADDITIONAL TRANS CHGS (\$/BBL)	(Q) OTHER CHGS (\$/BBL)	(R) DELIVERED PRICE (\$/BBL)
1	PCC	APEC		03/18/2021	F03	10717								0.0000			86.5734
2	PMT	SUBURBAN		03/03/2021	PRO	451								0.0000			77.8985

EDITED COPY

FPSC FORM NO. 423-1(b)

MONTHLY REPORT OF COST AND QUALITY OF FUEL OIL FOR ELECTRIC PLANTS
 REPORT OF ADJUSTMENTS TO PREVIOUS OIL DELIVERIES

1. REPORTING MONTH: March YEAR: 2021

3. NAME, TITLE, & TELEPHONE NUMBER OF CONTACT PERSON CONCERNING DATA
 SUBMITTED ON THIS FORM: RENAE DEATON, REGULATORY AFFAIRS, (561) 691-2839

2. REPORTING COMPANY: FLORIDA POWER & LIGHT COMPANY

4. SIGNATURE OF OFFICIAL SUBMITTING REPORT: 


5. DATE COMPLETED: 04/13/2021

LINE NO.	MONTH REPORTED	FORM PLANT NAME	SUPPLIER	ORIGINAL LINE NUMBER	OLD VOLUME (BBLs)	FORM NO.	COLUMN DESIGNATOR & TITLE	OLD VALUE	NEW VALUE	NEW DELIVERED PRICE (\$/BBL)	REASON FOR REVISION
(A)	(B)	(C)	(D)	(E)	(F)	(G)	(H)	(I)	(J)	(K)	(L)

1 NONE

**MONTHLY REPORT OF COST AND QUALITY OF COAL FOR ELECTRIC PLANTS
DETAILED PURCHASED COAL INVOICE INFORMATION**


1. Reporting Month: **March** Year: **2021**
 2. Reporting Company: **FLORIDA POWER & LIGHT COMPANY**
 3. Plant Name: **R.W.SCHERER**

4. Name, Title & Telephone Number of Contact Person Concerning Data Submitted on this Form: **Renae Deaton**
561 691-2839
 5. Signature of Official Submitting Report: 
 6. Date Completed: **12-Apr-21**

<u>Line No.</u> (a)	<u>Supplier Name</u> (b)	<u>Mine Location</u> (c)	<u>Purch. Type</u> (d)	<u>Tons</u> (e)	<u>FOB Mine Price (\$/Ton)</u> (f)	<u>Shorthaul & Loading Charges (\$/Ton)</u> (g)	<u>Original Invoice Price (\$/Ton)</u> (h)	<u>Retroactive Price Increase (\$/Ton)</u> (i)	<u>Base Price (\$/Ton)</u> (j)	<u>Quality Adjustments (\$/Ton)</u> (k)	<u>Effective Purchase Price (\$/Ton)</u> (l)
(1)	KENNECOTT	19/WY/5	S	5,268.18		0.259		-		(0.002)	
(2)	PEABODY COALSALLES, LLC	19/WY/5	S	19,115.48		0.346		-		(0.058)	
(3)	GEORGIA POWER CORP	N/A	S	110,600.00		N/A		-		N/A	


**MONTHLY REPORT OF COST AND QUALITY OF COAL FOR ELECTRIC PLANTS
DETAILED TRANSPORTATION INVOICE INFORMATION**

1. Reporting Month: **March** Year: **2021**
 2. Reporting Company: **FLORIDA POWER & LIGHT COMPANY**
 3. Plant Name: **R.W.SCHERER**

4. Name, Title & Telephone Number of Contact Person Concerning Data
 Submitted on this Form: **Renae Deaton**
 561 691-2839
 5. Signature of Official Submitting Report: 
 6. Date Completed: **12-Apr-21**

Line No. (a)	Supplier Name (b)	Mine Location (c)	Shipping Point (d)	Transport Mode (e)	Tons (f)	Effective Purchase Price (\$/Ton) (g)	Additional Shorthaul & Loading Charges (\$/Ton) (h)	Rail Charges		Waterborne Charges				Other Related Charges (\$/Ton) (o)	Total Transportation Charges (\$/Ton) (p)	FOB Plant Price (\$/Ton) (q)
								Rail Rate (\$/Ton) (i)	Other Rail Charges (\$/Ton) (j)	River Barge Rate (\$/Ton) (k)	Trans-loading Rate (\$/Ton) (l)	Ocean Barge Rate (\$/Ton) (m)	Other Water Charges (\$/Ton) (n)			
(1)	KENNECOTT	19/WY/5	CORDERO	UR	5,268.18	-	-	-	-	-	-	-	-	-	-	44.033
(2)	PEABODY COALSALSA, LLC	19/WY/5	NARM JUNCTION, WY	UR	19,115.48	-	-	-	-	-	-	-	-	-	-	45.302
(3)	GEORGIA POWER CORP	N/A	PLANT SCHERER	N/A	110,600.00	-	-	-	-	-	-	-	-	-	-	43.477

**MONTHLY REPORT OF COST AND QUALITY OF COAL FOR ELECTRIC PLANTS
ORIGIN, TONNAGE, DELIVERED PRICE, AND AS RECEIVED QUALITY**

- | | | | |
|-----------------------|--|-------------------|---|
| 1. Reporting Month: | March | Year: 2021 | 4. Name, Title & Telephone Number of Contact Person Concerning Data
Submitted on this Form: Renae Deaton
561 691-2839 |
| 2. Reporting Company: | FLORIDA POWER & LIGHT COMPANY | | 5. Signature of Official Submitting Report:  |
| 3. Plant Name: | R.W.SCHERER | | 6. Date Completed: 12-Apr-21 |

<u>Line No.</u> (a)	<u>Supplier Name</u> (b)	<u>Mine Location</u> (c)	<u>Purchase Type</u> (d)	<u>Transport Mode</u> (e)	<u>Tons</u> (f)	<u>Purchase Price (\$/Ton)</u> (g)	<u>Effective Transport Charges (\$/Ton)</u> (h)	<u>Total FOB Plant Price (\$/Ton)</u> (i)	<u>Sulfur Content (%)</u> (j)	<u>Btu Content (Btu/lb)</u> (k)	<u>Ash Content (%)</u> (l)	<u>Moisture Content (%)</u> (m)
(1)	KENNECOTT	19/WY/5	S	UR	5,268.18			44.033	0.30	8,324	6.04	29.33
(2)	PEABODY COALSALLES, LLC	19/WY/5	S	UR	19,115.48			45.302	0.19	8,601	4.54	27.93
(3)	GEORGIA POWER CORP	N/A	S	N/A	110,600.00			43.477	0.34	8,500	N/A	N/A