



**David M. Lee**  
**Senior Attorney**  
**Florida Power & Light Company**  
**700 Universe Boulevard**  
**Juno Beach, FL 33408-0420**  
**(561) 691-7263**  
**(561) 691-7135 (Facsimile)**  
**E-mail: david.lee@fpl.com**

July 31, 2023

**-VIA ELECTRONIC FILING -**

Adam Teitzman  
Commission Clerk  
Florida Public Service Commission  
2540 Shumard Oak Blvd.  
Tallahassee, FL 32399-0850

**Re: Docket No. 20230001-EI**

Dear Mr. Teitzman:

Enclosed for filing are copies of the following monthly fuel reports for Florida Power & Light Company:

- (a) FPSC Forms 423-1, 423-1(a), and 423-1(b) for Florida Power & Light Company for the months of April, May, and June 2023; and
- (b) FPSC Forms 423-2(a), 423-2(b) and 423-2 for Plant Scherer for the months of April, May, and June 2023.
- (c) FPSC Forms 423-2(a), 423-2(b) and 423-2 for Plant Daniel for the months of April, May, and June 2023

FPL's Request for Confidential Classification of the information removed from FPL FPSC Form 423-1(a), Plant Scherer FPSC Forms 423-2(a), 423-2(b) and 423-2, and Plant Daniel FPSC Forms 423-2(a), 423-2(b) and 423-2 is being filed under separate cover.

Should you have any questions regarding this filing, please contact me.

Sincerely,

*s/ David M. Lee*  
\_\_\_\_\_  
David M. Lee

Attachments

cc: Counsel for Parties of Record (w/ attachments)

Florida Power & Light Company

**CERTIFICATE OF SERVICE**

**Docket No. 20220001-EI**

**I HEREBY CERTIFY** that a true and correct copy of the foregoing has been furnished by electronic delivery on the 31st day of July 2023 to the following:

Suzanne Brownless  
Ryan Sandy  
Division of Legal Services  
**Florida Public Service Commission**  
2540 Shumard Oak Blvd.  
Tallahassee, Florida 32399-0850  
sbrownle@psc.state.fl.us  
rsandy@psc.state.fl.us

J. Jeffrey Wahlen  
Malcolm N. Means  
Virginia Ponder  
Ausley McMullen  
123 South Calhoun Street  
P.O. Box 391  
Tallahassee, Florida 32302  
jwahlen@ausley.com  
mmeans@ausley.com  
vponder@ausley.com  
**Attorneys for Tampa Electric Company**

Paula K. Brown  
**Tampa Electric Company**  
Post Office Box 111  
Tampa, Florida 33601-0111  
regdept@tecoenergy.com

Mike Cassel  
Vice President/Government and  
Regulatory Affairs  
**Florida Public Utilities Company**  
208 Wildlight Avenue  
Yulee, Florida 32097  
mcassel@fpuc.com

Michelle D. Napier  
Director, Regulatory Affairs  
**Florida Public Utilities Company**  
1635 Meathe Drive  
West Palm Beach, FL33411  
mnapier@fpuc.com

Mary Wessling  
Associate Public Counsel  
Patricia A. Christensen  
Associate Public Counsel  
Charles J. Rehwinkel  
Deputy Public Counsel  
**Office of Public Counsel**  
c/o The Florida Legislature  
111 West Madison St., Room 812  
Tallahassee, FL 32399-1400  
trierweiler.walt@leg.state.fl.us  
rehwinkel.charles@leg.state.fl.us  
christensen.patty@leg.state.fl.us  
wessling.mary@leg.state.fl.us

Dianne M. Triplett  
299 First Avenue North  
St. Petersburg, Florida 33701  
dianne.triplett@duke-energy.com

Matthew R. Bernier  
Stephanie A. Cuello  
106 East College Avenue, Suite 800  
Tallahassee, Florida 32301  
matthew.bernier@duke-energy.com  
stephanie.cuello@duke-energy.com  
**Attorneys for Duke Energy Florida**

Robert L. Pickels  
**Duke Energy Florida**  
106 East College Avenue, Suite 800  
Tallahassee, Florida 32301  
robert.pickels@duke-energy.com  
FLRegulatoryLegal@duke-energy.com

Beth Keating  
Gunster Law Firm  
215 South Monroe St., Suite 601  
Tallahassee, Florida 32301-1804  
bkeating@gunster.com  
**Attorneys for Florida Public Utilities  
Company**

Robert Scheffel Wright  
John T. LaVia, III  
Gardner, Bist, Bowden, Dee. LaVia, Wright,  
Perry & Harper, P.A.  
1300 Thomaswood Drive  
Tallahassee, FL 32308  
schef@gbwlegal.com  
jlavia@gbwlegal.com  
**Attorneys for Florida Retail Federation**

Peter J. Mattheis  
Michael K. Lavanga  
Joseph R. Briscar  
Stone Mattheis Xenopoulos & Brew, PC  
1025 Thomas Jefferson Street, NW  
Eighth Floor, West Tower  
Washington, DC 20007  
pjm@smxblaw.com  
mkl@smxblaw.com  
jrb@smxblaw.com  
**Attorneys for Nucor Steel Florida, Inc.**

Jon C. Moyle, Jr.  
Moyle Law Firm, P.A.  
118 North Gadsden Street  
Tallahassee, FL 32301  
jmoyle@moylelaw.com  
mqalls@moylelaw.com  
**Attorneys for Florida Industrial Power Users  
Group**

James W. Brew  
Laura Wynn Baker  
Stone Mattheis Xenopoulos & Brew, P.C.  
1025 Thomas Jefferson Street, NW  
Eighth Floor, West Tower  
Washington, DC 20007  
jbrew@smxblaw.com  
lwb@smxblaw.com  
**Attorneys for White Springs Agricultural  
Chemicals, Inc. d/b/a PCS Phosphate - White  
Springs**

William C. Garner, Esq.  
Law Office of William C. Garner, PLLC  
3425 Bannerman Road  
Unit 105, No. 414  
Tallahassee, Florida 32312  
bgarner@wcglawoffice.com  
**Attorney for Southern Alliance For Clean  
Energy**

By: s/ David M. Lee  
David M. Lee  
Florida Bar No. 103152

**MONTHLY REPORT OF COST AND QUALITY OF COAL FOR ELECTRIC PLANTS  
DETAILED PURCHASED COAL INVOICE INFORMATION**

- |                       |  |                   |   |
|-----------------------|--|-------------------|---|
| 1. Reporting Month:   | <b>April</b>                             | Year: <b>2023</b> | 4. Name, Title & Telephone Number of Contact Person Concerning Data Submitted on this Form: Edward Anderson<br>561 694-4790 |
| 2. Reporting Company: | <b>FLORIDA POWER &amp; LIGHT COMPANY</b> |                   |   |
| 3. Plant Name:        | <b>PLANT DANIEL</b>                      |                   |   |
|                       |  |                   | 5. Signature of Official Submitting Repor <i>Manuel Acosta</i>  |
|                       |  |                   | 6. Date Completed: 28-Jul-23  |

| <u>Line No.</u> | <u>Supplier Name</u>         | <u>Mine Location</u> | <u>Purch. Type</u> | <u>Tons</u> | <u>FOB Mine Price (\$/Ton)</u> | <u>Shorthaul &amp; Loading Charges (\$/Ton)</u> | <u>Original Invoice Price (\$/Ton)</u> | <u>Retroactive Price Increase (\$/Ton)</u> | <u>Base Price (\$/Ton)</u> | <u>Quality Adjustments (\$/Ton)</u> | <u>Effective Purchase Price (\$/Ton)</u> |
|-----------------|------------------------------|----------------------|--------------------|-------------|--------------------------------|---|--|--|----------------------------|-------------------------------------|--|
| (a)             | (b)                          | (c)                  | (d)                | (e)         | (f)                            | (g)   | (h)                                    | (i)  | (j)                        | (k)                                 | (l)                                      |
| (1)             | ARCH COAL SALES COMPANY, INC | 19/WY/5              | S                  | 0.00        |                                | 0.406   |  | -  |                            | N/A                                 |  |
| (2)             | PEABODY COALSALES, LLC       | 19/WY/7              | S                  | 0.00        |                                | 0.691   |  | -  |                            | N/A                                 |  |

**MONTHLY REPORT OF COST AND QUALITY OF COAL FOR ELECTRIC PLANTS  
DETAILED TRANSPORTATION INVOICE INFORMATION**

- |                       |  |       |             |  |
|-----------------------|--|-------|-------------|--|
| 1. Reporting Month:   | <b>April</b>                             | Year: | <b>2023</b> | 4. Name, Title & Telephone Number of Contact Person Concerning Data<br>Submitted on this Form: Edward Anderson<br>561 694-4790 |
| 2. Reporting Company: | <b>FLORIDA POWER &amp; LIGHT COMPANY</b> |       |             |  |
| 3. Plant Name:        | <b>PLANT DANIEL</b>                      |       |             | 5. Signature of Official Submitting Report: <i>Manuel Acosta</i>   |
|                       |  |       |             | 6. Date Completed: 28-Jul-23   |

| Line No. | Supplier Name              | Mine Location | Shipping Point | Transport Mode | Tons | Effective Purchase Price (\$/Ton) | Additional Shorthaul & Loading Charges (\$/Ton) | Rail Charges       |                             | Waterborne Charges        |                             |                           |                              | Other Related Charges (\$/Ton) | Total Transportation Charges (\$/Ton) | FOB Plant Price (\$/Ton) |
|----------|----------------------------|---------------|----------------|----------------|------|-----------------------------------|---|--------------------|-----------------------------|---------------------------|-----------------------------|---------------------------|------------------------------|--------------------------------|---------------------------------------|--------------------------|
|          |                            |               |                |                |      |                                   |   | Rail Rate (\$/Ton) | Other Rail Charges (\$/Ton) | River Barge Rate (\$/Ton) | Trans-loading Rate (\$/Ton) | Ocean Barge Rate (\$/Ton) | Other Water Charges (\$/Ton) |                                |                                       |                          |
| (a)      | (b)                        | (c)           | (d)            | (e)            | (f)  | (g)                               | (h)   | (i)                | (j)                         | (k)                       | (l)                         | (m)                       | (n)                          | (o)                            | (p)                                   | (q)                      |
| (1)      | ARCH COAL SALES COMPANY, I | 19/WY/5       | BLACK THUNDER  | UR             | 0.00 |                                   | -   | -                  | -                           | -                         | -                           | -                         | -                            | -                              |                                       | 66.641                   |
| (2)      | PEABODY COALSALSA, LLC     | 19/WY/7       | NORTH ANTELOPE | UR             | 0.00 |                                   | -   | -                  | -                           | -                         | -                           | -                         | -                            | -                              |                                       | 61.596                   |

**MONTHLY REPORT OF COST AND QUALITY OF COAL FOR ELECTRIC PLANTS  
ORIGIN, TONNAGE, DELIVERED PRICE, AND AS RECEIVED QUALITY**

1. Reporting Month: **April** Year: **2023**
2. Reporting Company: **FLORIDA POWER & LIGHT COMPANY**
3. Plant Name: **PLANT DANIEL**
4. Name, Title & Telephone Number of Contact Person Concerning Data Submitted on this Form: Edward Anderson  
561 694-4790
5. Signature of Official Submitting Report *Manuel Acosta*
6. Date Completed: 28-Jul-23

| <u>Line No.</u><br>(a) | <u>Supplier Name</u><br>(b) | <u>Mine Location</u><br>(c) | <u>Purchase Type</u><br>(d) | <u>Transport Mode</u><br>(e) | <u>Tons</u><br>(f) | <u>Purchase Price (\$/Ton)</u><br>(g) | <u>Effective Transport Charges (\$/Ton)</u><br>(h) | <u>Total FOB Plant Price (\$/Ton)</u><br>(i) | <u>Sulfur Content (%)</u><br>(j) | <u>Btu Content (Btu/lb)</u><br>(k) | <u>Ash Content (%)</u><br>(l) | <u>Moisture Content (%)</u><br>(m) |
|------------------------|-----------------------------|-----------------------------|-----------------------------|------------------------------|--------------------|---------------------------------------|--|--|----------------------------------|------------------------------------|-------------------------------|------------------------------------|
| (1)                    | ARCH COAL SALES COMPANY, IN | 19/WY/5                     | S                           | UR                           | 0.00               |                                       |  | 66.641                                       | N/A                              | N/A                                | N/A                           | N/A                                |
| (2)                    | PEABODY COALSALES, LLC      | 19/WY/7                     | S                           | UR                           | 0.00               |                                       |  | 61.596                                       | N/A                              | N/A                                | N/A                           | N/A                                |

**MONTHLY REPORT OF COST AND QUALITY OF COAL FOR ELECTRIC PLANTS  
DETAILED PURCHASED COAL INVOICE INFORMATION**

- |                       |  |                   |   |
|-----------------------|--|-------------------|---|
| 1. Reporting Month:   | <b>April</b>                             | Year: <b>2023</b> | 4. Name, Title & Telephone Number of Contact Person Concerning Data Submitted on this Form: Edward Anderson<br>561 694-4790 |
| 2. Reporting Company: | <b>FLORIDA POWER &amp; LIGHT COMPANY</b> |                   |   |
| 3. Plant Name:        | <b>R.W.SCHERER</b>                       |                   | 5. Signature of Official Submitting Repor <i>Manuel Acosta</i>  |
|                       |  |                   | 6. Date Completed: 28-Jul-23  |

| <u>Line No.</u><br>(a) | <u>Supplier Name</u><br>(b) | <u>Mine Location</u><br>(c) | <u>Purch. Type</u><br>(d) | <u>Tons</u><br>(e) | <u>FOB Mine Price (\$/Ton)</u><br>(f) | <u>Shorthaul &amp; Loading Charges (\$/Ton)</u><br>(g) | <u>Original Invoice Price (\$/Ton)</u><br>(h) | <u>Retroactive Price Increase (\$/Ton)</u><br>(i) | <u>Base Price (\$/Ton)</u><br>(j) | <u>Quality Adjustments (\$/Ton)</u><br>(k) | <u>Effective Purchase Price (\$/Ton)</u><br>(l) |
|------------------------|-----------------------------|-----------------------------|---------------------------|--------------------|---------------------------------------|--|---|---|-----------------------------------|--|---|
| (1)                    | BLUEGRASS COMMODITIES       | 19/WY/5                     | S                         | 3,056.06           |                                       | 0.157  |   | -   |                                   | 0.239                                      |   |
| (2)                    | ARCH COALSALES COMPANY, INC | 19/WY/5                     | S                         | 6,640.90           |                                       | 0.510  |   | -   |                                   | 0.040                                      |   |
| (3)                    | BLUEGRASS COMMODITIES       | 19/WY/5                     | S                         | 7,628.87           |                                       | 0.157  |   | -   |                                   | (0.441)                                    |   |

REDACTED VERSION  
FPSC Form No. 423-2(a) (2/87)

**MONTHLY REPORT OF COST AND QUALITY OF COAL FOR ELECTRIC PLANTS  
DETAILED TRANSPORTATION INVOICE INFORMATION**

- |                       |  |       |             |  |
|-----------------------|--|-------|-------------|--|
| 1. Reporting Month:   | <b>April</b>                             | Year: | <b>2023</b> | 4. Name, Title & Telephone Number of Contact Person Concerning Data<br>Submitted on this Form: Edward Anderson<br>561 694-4790 |
| 2. Reporting Company: | <b>FLORIDA POWER &amp; LIGHT COMPANY</b> |       |             |  |
| 3. Plant Name:        | <b>R.W.SCHERER</b>                       |       |             | 5. Signature of Official Submitting Report: <i>Manuel Acosta</i>   |
|                       |  |       |             | 6. Date Completed: 28-Jul-23   |

| Line No. | Supplier Name                | Mine Location | Shipping Point         | Transport Mode | Tons     | Effective Purchase Price (\$/Ton) | Additional Shorthaul & Loading Charges (\$/Ton) | Rail Charges       |                             | Waterborne Charges        |                             |                           |                              | Other Related Charges (\$/Ton) | Total Transportation Charges (\$/Ton) | FOB Plant Price (\$/Ton) |
|----------|------------------------------|---------------|------------------------|----------------|----------|-----------------------------------|---|--------------------|-----------------------------|---------------------------|-----------------------------|---------------------------|------------------------------|--------------------------------|---------------------------------------|--------------------------|
|          |                              |               |                        |                |          |                                   |   | Rail Rate (\$/Ton) | Other Rail Charges (\$/Ton) | River Barge Rate (\$/Ton) | Trans-loading Rate (\$/Ton) | Ocean Barge Rate (\$/Ton) | Other Water Charges (\$/Ton) |                                |                                       |                          |
| (a)      | (b)                          | (c)           | (d)                    | (e)            | (f)      | (g)                               | (h)   | (i)                | (j)                         | (k)                       | (l)                         | (m)                       | (n)                          | (o)                            | (p)                                   | (q)                      |
| (1)      | BLUEGRASS COMMODITIES        | 19/WY/5       | EAGLE BUTTE            | UR             | 3,056.06 |                                   | -   | -                  | -                           | -                         | -                           | -                         | -                            | -                              |                                       | 56.399                   |
| (2)      | ARCH COALSALSAES COMPANY, IT | 19/WY/5       | BLACK THUNDER MINE, WY | UR             | 6,640.90 |                                   | -   | -                  | -                           | -                         | -                           | -                         | -                            | -                              |                                       | 60.534                   |
| (3)      | BLUEGRASS COMMODITIES        | 19/WY/5       | EAGLE BUTTE            | UR             | 7,628.87 |                                   | -   | -                  | -                           | -                         | -                           | -                         | -                            | -                              |                                       | 56.584                   |



**MONTHLY REPORT OF COST AND QUALITY OF COAL FOR ELECTRIC PLANTS  
ORIGIN, TONNAGE, DELIVERED PRICE, AND AS RECEIVED QUALITY**

1. Reporting Month: **April** Year: **2023**
2. Reporting Company: **FLORIDA POWER & LIGHT COMPANY**
3. Plant Name: **R.W.SCHERER**
4. Name, Title & Telephone Number of Contact Person Concerning Data Submitted on this Form: Edward Anderson  
561 694-4790
5. Signature of Official Submitting Report *Manuel Acosta*
6. Date Completed: 28-Jul-23

| <u>Line No.</u><br>(a) | <u>Supplier Name</u><br>(b) | <u>Mine Location</u><br>(c) | <u>Purchase Type</u><br>(d) | <u>Transport Mode</u><br>(e) | <u>Tons</u><br>(f) | <u>Purchase Price (\$/Ton)</u><br>(g) | <u>Effective Transport Charges (\$/Ton)</u><br>(h) | <u>Total FOB Plant Price (\$/Ton)</u><br>(i) | <u>Sulfur Content (%)</u><br>(j) | <u>Btu Content (Btu/lb)</u><br>(k) | <u>Ash Content (%)</u><br>(l) | <u>Moisture Content (%)</u><br>(m) |
|------------------------|-----------------------------|-----------------------------|-----------------------------|------------------------------|--------------------|---------------------------------------|--|--|----------------------------------|------------------------------------|-------------------------------|------------------------------------|
| (1)                    | BLUEGRASS COMMODITIES       | 19/WY/5                     | S                           | UR                           | 3,056.06           |                                       |  | 56.399                                       | 0.39                             | 8,571                              | 4.50                          | 29.21                              |
| (2)                    | ARCH COALSALES COMPANY, INC | 19/WY/5                     | S                           | UR                           | 6,640.90           |                                       |  | 60.534                                       | 0.36                             | 8,885                              | 5.09                          | 27.22                              |
| (3)                    | BLUEGRASS COMMODITIES       | 19/WY/5                     | S                           | UR                           | 7,628.87           |                                       |  | 56.584                                       | 0.53                             | 8,329                              | 5.65                          | 29.37                              |

REDACTED VERSION  
FPSC Form No. 423-2 (2/87)

MONTHLY REPORT OF COST AND QUALITY OF FUEL OIL FOR ELECTRIC PLANTS  
 DETAIL OF INVOICE AND TRANSPORTATION CHARGES


FPSC FORM NO 423 - 1(a)  
 1. REPORTING MONTH : April

YEAR 2023

2. REPORTING COMPANY : FLORIDA POWER LIGHT COMPANY

3. NAME, TITLE TELEPHONE NUMBER OF CONTACT PERSON CONCERNING DATA  
 SUBMITTED ON THIS FORM: EDWARD ANDERSON ,REGULATORY AFFAIRS,(561) 694 -4790

4. SIGNATURE OF OFFICIAL SUBMITTING REPORT:



5. DATE COMPLETED: 07/20/2023

| (A)     | (B)   | (C)      | (D)               | (E)           | (F)      | (G)          | (H)                    | (I)                 | (J)           | (K)             | (L)                | (M)                     | (N)                          | (O)                     | (P)                            | (Q)                 | (R)                      |
|---------|-------|----------|-------------------|---------------|----------|--------------|------------------------|---------------------|---------------|-----------------|--------------------|-------------------------|------------------------------|-------------------------|--------------------------------|---------------------|--------------------------|
| LINE NO | PLANT | SUPPLIER | DELIVERY LOCATION | DELIVERY DATE | TYPE OIL | VOLUME (BBL) | INVOICE PRICE (\$/BBL) | INVOICE AMOUNT (\$) | DISCOUNT (\$) | NET AMOUNT (\$) | NET PRICE (\$/BBL) | QUALITY ADJUST (\$/BBL) | EFFECTIVE PUR PRICE (\$/BBL) | TRANSP TO TERM (\$/BBL) | ADDITIONAL TRANS CHGS (\$/BBL) | OTHER CHGS (\$/BBL) | DELIVERED PRICE (\$/BBL) |
| 1       | PFM   | APEC     | TBG               | 04/28/2023    | F03      | 16,315       |                        |                     |               |                 |                    |                         |                              | 0.0000                  |                                |                     | 125.6604                 |
| 2       | PRV   | INDIGO   | TRV               | 04/29/2023    |          | 5,904        |                        |                     |               |                 |                    |                         |                              | 0.0000                  |                                |                     | 114.5142                 |

**EDITED COPY**



FPSC FORM NO 423 - 1


1. REPORTING MONTH : April YEAR 2023

2. REPORTING COMPANY : FLORIDA POWER LIGHT COMPANY

MONTHLY REPORT OF COST AND QUALITY OF FUEL OIL FOR ELECTRIC PLANTS  
ORIGIN, VOLUME, DELIVERED PRICE AND AS RECEIVED QUANTITY

3. NAME, TITLE TELEPHONE NUMBER OF CONTACT PERSON CONCERNING DATA  
SUBMITTED ON THIS FORM: EDWARD ANDERSON, REGULATORY AFFAIRS, (561) 694 -4790

4. SIGNATURE OF OFFICIAL SUBMITTING REPORT:



5. DATE COMPLETED: 07/20/2023

| LINE NO. | PLANT     | SUPPLIER | SHIPPING POINT    | PURCHASE TYPE | DELIVERY LOCATION | DELIVERY DATE | TYPE OIL | SULFUR (%) | BTU CONTENT (BTU/GAL) | VOLUME (BBLs) | DELIVERED PRICE (\$/BBLs) |
|----------|-----------|----------|-------------------|---------------|-------------------|---------------|----------|------------|-----------------------|---------------|---------------------------|
| 1        | FT. MYERS | APEC     | NA-TRUCK DELIVERY | S             | TBG               | 04/28/2023    | F03      | N/A        | N/A                   | 16,315        | 125.6604                  |
| 2        | RIVIERA   | INDIGO   | NA-TRUCK DELIVERY | S             | TRV               | 04/29/2023    |          | N/A        | N/A                   | 5,904         | 114.5142                  |

**MONTHLY REPORT OF COST AND QUALITY OF COAL FOR ELECTRIC PLANTS  
DETAILED PURCHASED COAL INVOICE INFORMATION**

- |                       |  |                   |   |
|-----------------------|--|-------------------|---|
| 1. Reporting Month:   | <b>May</b>                               | Year: <b>2023</b> | 4. Name, Title & Telephone Number of Contact Person Concerning Data Submitted on this Form: Edward Anderson<br>561 694-4790 |
| 2. Reporting Company: | <b>FLORIDA POWER &amp; LIGHT COMPANY</b> |                   |   |
| 3. Plant Name:        | <b>PLANT DANIEL</b>                      |                   |   |
|                       |  |                   | 5. Signature of Official Submitting Repor <i>Manuel Acosta</i>  |
|                       |  |                   | 6. Date Completed: 28-Jul-23  |

| <u>Line No.</u><br>(a) | <u>Supplier Name</u><br>(b)  | <u>Mine Location</u><br>(c) | <u>Purch. Type</u><br>(d) | <u>Tons</u><br>(e) | <u>FOB Mine Price (\$/Ton)</u><br>(f) | <u>Shorthaul &amp; Loading Charges (\$/Ton)</u><br>(g) | <u>Original Invoice Price (\$/Ton)</u><br>(h) | <u>Retroactive Price Increase (\$/Ton)</u><br>(i) | <u>Base Price (\$/Ton)</u><br>(j) | <u>Quality Adjustments (\$/Ton)</u><br>(k) | <u>Effective Purchase Price (\$/Ton)</u><br>(l) |
|------------------------|------------------------------|-----------------------------|---------------------------|--------------------|---------------------------------------|--|---|---|-----------------------------------|--|---|
| (1)                    | ARCH COAL SALES COMPANY, INC | 19/WY/5                     | S                         | 0.00               |                                       | 0.406  |   | -   |                                   | N/A  |   |
| (2)                    | PEABODY COALSALES, LLC       | 19/WY/7                     | S                         | 0.00               |                                       | 0.691  |   | -   |                                   | N/A  |   |

**MONTHLY REPORT OF COST AND QUALITY OF COAL FOR ELECTRIC PLANTS  
DETAILED TRANSPORTATION INVOICE INFORMATION**

1. Reporting Month: **May** Year: **2023**
2. Reporting Company: **FLORIDA POWER & LIGHT COMPANY**
3. Plant Name: **PLANT DANIEL**
4. Name, Title & Telephone Number of Contact Person Concerning Data  
Submitted on this Form: Edward Anderson  
561 694-4790
5. Signature of Official Submitting Report: *Manuel Acosta*
6. Date Completed: 28-Jul-23

| Line No. | Supplier Name              | Mine Location | Shipping Point | Transport Mode | Tons | Effective Purchase Price (\$/Ton) | Additional Shorthaul & Loading Charges (\$/Ton) | Rail Charges       |                             | Waterborne Charges        |                             |                           |                              | Other Related Charges (\$/Ton) | Total Transportation Charges (\$/Ton) | FOB Plant Price (\$/Ton) |
|----------|----------------------------|---------------|----------------|----------------|------|-----------------------------------|---|--------------------|-----------------------------|---------------------------|-----------------------------|---------------------------|------------------------------|--------------------------------|---------------------------------------|--------------------------|
|          |                            |               |                |                |      |                                   |   | Rail Rate (\$/Ton) | Other Rail Charges (\$/Ton) | River Barge Rate (\$/Ton) | Trans-loading Rate (\$/Ton) | Ocean Barge Rate (\$/Ton) | Other Water Charges (\$/Ton) |                                |                                       |                          |
| (a)      | (b)                        | (c)           | (d)            | (e)            | (f)  | (g)                               | (h)   | (i)                | (j)                         | (k)                       | (l)                         | (m)                       | (n)                          | (o)                            | (p)                                   | (q)                      |
| (1)      | ARCH COAL SALES COMPANY, I | 19/WY/5       | BLACK THUNDER  | UR             | 0.00 |                                   | -   | -                  | -                           | -                         | -                           | -                         | -                            | -                              |                                       | 66.140                   |
| (2)      | PEABODY COALSALS, LLC      | 19/WY/7       | NORTH ANTELOPE | UR             | 0.00 |                                   | -   | -                  | -                           | -                         | -                           | -                         | -                            | -                              |                                       | 61.190                   |

**MONTHLY REPORT OF COST AND QUALITY OF COAL FOR ELECTRIC PLANTS  
ORIGIN, TONNAGE, DELIVERED PRICE, AND AS RECEIVED QUALITY**

1. Reporting Month: **May** Year: **2023**
2. Reporting Company: **FLORIDA POWER & LIGHT COMPANY**
3. Plant Name: **PLANT DANIEL**
4. Name, Title & Telephone Number of Contact Person Concerning Data Submitted on this Form: Edward Anderson  
561 694-4790
5. Signature of Official Submitting Report *Manuel Acosta*
6. Date Completed: 28-Jul-23

| <u>Line No.</u><br>(a) | <u>Supplier Name</u><br>(b) | <u>Mine Location</u><br>(c) | <u>Purchase Type</u><br>(d) | <u>Transport Mode</u><br>(e) | <u>Tons</u><br>(f) | <u>Purchase Price (\$/Ton)</u><br>(g) | <u>Effective Transport Charges (\$/Ton)</u><br>(h) | <u>Total FOB Plant Price (\$/Ton)</u><br>(i) | <u>Sulfur Content (%)</u><br>(j) | <u>Btu Content (Btu/lb)</u><br>(k) | <u>Ash Content (%)</u><br>(l) | <u>Moisture Content (%)</u><br>(m) |
|------------------------|-----------------------------|-----------------------------|-----------------------------|------------------------------|--------------------|---------------------------------------|--|--|----------------------------------|------------------------------------|-------------------------------|------------------------------------|
| (1)                    | ARCH COAL SALES COMPANY, IN | 19/WY/5                     | S                           | UR                           | 0.00               |                                       |  | 66.140                                       | N/A                              | N/A                                | N/A                           | N/A                                |
| (2)                    | PEABODY COALSALES, LLC      | 19/WY/7                     | S                           | UR                           | 0.00               |                                       |  | 61.190                                       | N/A                              | N/A                                | N/A                           | N/A                                |

REDACTED VERSION  
FPSC Form No. 423-2 (2/87)

**MONTHLY REPORT OF COST AND QUALITY OF COAL FOR ELECTRIC PLANTS  
DETAILED PURCHASED COAL INVOICE INFORMATION**

- |                       |  |                   |   |
|-----------------------|--|-------------------|---|
| 1. Reporting Month:   | <b>May</b>                               | Year: <b>2023</b> | 4. Name, Title & Telephone Number of Contact Person Concerning Data Submitted on this Form: Edward Anderson<br>561 694-4790 |
| 2. Reporting Company: | <b>FLORIDA POWER &amp; LIGHT COMPANY</b> |                   |   |
| 3. Plant Name:        | <b>R.W.SCHERER</b>                       |                   |   |
|                       |  |                   | 5. Signature of Official Submitting Repor <i>Manuel Acosta</i>  |
|                       |  |                   | 6. Date Completed: 28-Jul-23  |

| <u>Line No.</u><br>(a) | <u>Supplier Name</u><br>(b) | <u>Mine Location</u><br>(c) | <u>Purch. Type</u><br>(d) | <u>Tons</u><br>(e) | <u>FOB Mine Price (\$/Ton)</u><br>(f) | <u>Shorthaul &amp; Loading Charges (\$/Ton)</u><br>(g) | <u>Original Invoice Price (\$/Ton)</u><br>(h) | <u>Retroactive Price Increase (\$/Ton)</u><br>(i) | <u>Base Price (\$/Ton)</u><br>(j) | <u>Quality Adjustments (\$/Ton)</u><br>(k) | <u>Effective Purchase Price (\$/Ton)</u><br>(l) |
|------------------------|-----------------------------|-----------------------------|---------------------------|--------------------|---------------------------------------|--|---|---|-----------------------------------|--|---|
| (1)                    | BLUEGRASS COMMODITIES       | 19/WY/5                     | S                         | 3,059.96           |                                       | 0.157  |   | -   |                                   | (0.159)                                    |   |
| (2)                    | ARCH COALSALES COMPANY, INC | 19/WY/5                     | S                         | 5,322.15           |                                       | 0.510  |   | -   |                                   | (0.089)                                    |   |

REDACTED VERSION  
FPSC Form No. 423-2(a) (2/87)



**MONTHLY REPORT OF COST AND QUALITY OF COAL FOR ELECTRIC PLANTS  
DETAILED TRANSPORTATION INVOICE INFORMATION**

- |                       |  |       |             |  |
|-----------------------|--|-------|-------------|--|
| 1. Reporting Month:   | <b>May</b>                               | Year: | <b>2023</b> | 4. Name, Title & Telephone Number of Contact Person Concerning Data<br>Submitted on this Form: Edward Anderson<br>561 694-4790 |
| 2. Reporting Company: | <b>FLORIDA POWER &amp; LIGHT COMPANY</b> |       |             |  |
| 3. Plant Name:        | <b>R.W.SCHERER</b>                       |       |             | 5. Signature of Official Submitting Report: <i>Manuel Acosta</i>   |
|                       |  |       |             | 6. Date Completed: 28-Jul-23   |

| Line No. | Supplier Name              | Mine Location | Shipping Point         | Transport Mode | Tons     | Effective Purchase Price (\$/Ton) | Additional Shorthaul & Loading Charges (\$/Ton) | Rail Charges       |                             | Waterborne Charges        |                             |                           |                              | Other Related Charges (\$/Ton) | Total Transportation Charges (\$/Ton) | FOB Plant Price (\$/Ton) |
|----------|----------------------------|---------------|------------------------|----------------|----------|-----------------------------------|---|--------------------|-----------------------------|---------------------------|-----------------------------|---------------------------|------------------------------|--------------------------------|---------------------------------------|--------------------------|
|          |                            |               |                        |                |          |                                   |   | Rail Rate (\$/Ton) | Other Rail Charges (\$/Ton) | River Barge Rate (\$/Ton) | Trans-loading Rate (\$/Ton) | Ocean Barge Rate (\$/Ton) | Other Water Charges (\$/Ton) |                                |                                       |                          |
| (a)      | (b)                        | (c)           | (d)                    | (e)            | (f)      | (g)                               | (h)   | (i)                | (j)                         | (k)                       | (l)                         | (m)                       | (n)                          | (o)                            | (p)                                   | (q)                      |
| (1)      | BLUEGRASS COMMODITIES      | 19/WY/5       | EAGLE BUTTE            | UR             | 3,059.96 |                                   | -   | -                  | -                           | -                         | -                           | -                         | -                            | -                              |                                       | 55.420                   |
| (2)      | ARCH COALSALSA COMPANY, IT | 19/WY/5       | BLACK THUNDER MINE, WY | UR             | 5,322.15 |                                   | -   | -                  | -                           | -                         | -                           | -                         | -                            | -                              |                                       | 59.847                   |

**MONTHLY REPORT OF COST AND QUALITY OF COAL FOR ELECTRIC PLANTS  
ORIGIN, TONNAGE, DELIVERED PRICE, AND AS RECEIVED QUALITY**

- |                       |  |       |             |  |
|-----------------------|--|-------|-------------|--|
| 1. Reporting Month:   | <b>May</b>                               | Year: | <b>2023</b> | 4. Name, Title & Telephone Number of Contact Person Concerning Data<br>Submitted on this Form: Edward Anderson<br>561 694-4790 |
| 2. Reporting Company: | <b>FLORIDA POWER &amp; LIGHT COMPANY</b> |       |             |  |
| 3. Plant Name:        | <b>R.W.SCHERER</b>                       |       |             | 5. Signature of Official Submitting Report <i>Manuel Acosta</i>  |
|                       |  |       |             | 6. Date Completed: 28-Jul-23   |

| <u>Line No.</u><br>(a) | <u>Supplier Name</u><br>(b)  | <u>Mine Location</u><br>(c) | <u>Purchase Type</u><br>(d) | <u>Transport Mode</u><br>(e) | <u>Tons</u><br>(f) | <u>Purchase Price (\$/Ton)</u><br>(g) | <u>Effective Transport Charges (\$/Ton)</u><br>(h) | <u>Total FOB Plant Price (\$/Ton)</u><br>(i) | <u>Sulfur Content (%)</u><br>(j) | <u>Btu Content (Btu/lb)</u><br>(k) | <u>Ash Content (%)</u><br>(l) | <u>Moisture Content (%)</u><br>(m) |
|------------------------|------------------------------|-----------------------------|-----------------------------|------------------------------|--------------------|---------------------------------------|--|--|----------------------------------|------------------------------------|-------------------------------|------------------------------------|
| (1)                    | BLUEGRASS COMMODITIES        | 19/WY/5                     | S                           | UR                           | 3,059.96           |                                       |  | 55.420                                       | 0.41                             | 8,355                              | 5.43                          | 29.75                              |
| (2)                    | ARCH COALSALES COMPANY, INC. | 19/WY/5                     | S                           | UR                           | 5,322.15           |                                       |  | 59.847                                       | 0.26                             | 8,864                              | 5.22                          | 27.01                              |

REDACTED VERSION  
FPSC Form No. 423-2 (2/87)

FPSC FORM NO 423 - 1(a)  
 1. REPORTING MONTH : May


YEAR 2023

MONTHLY REPORT OF COST AND QUALITY OF FUEL OIL FOR ELECTRIC PLANTS  
 DETAIL OF INVOICE AND TRANSPORTATION CHARGES

2. REPORTING COMPANY : FLORIDA POWER LIGHT COMPANY

3. NAME, TITLE TELEPHONE NUMBER OF CONTACT PERSON CONCERNING DATA  
 SUBMITTED ON THIS FORM: EDWARD ANDERSON ,REGULATORY AFFAIRS,(561) 694 -4790

4. SIGNATURE OF OFFICIAL SUBMITTING REPORT:



5. DATE COMPLETED: 07/20/2023

| (A)     | (B)   | (C)      | (D)               | (E)           | (F)      | (G)           | (H)                    | (I)                 | (J)           | (K)             | (L)                | (M)                     | (N)                          | (O)                     | (P)                            | (Q)                 | (R)                      |
|---------|-------|----------|-------------------|---------------|----------|---------------|------------------------|---------------------|---------------|-----------------|--------------------|-------------------------|------------------------------|-------------------------|--------------------------------|---------------------|--------------------------|
| LINE NO | PLANT | SUPPLIER | DELIVERY LOCATION | DELIVERY DATE | TYPE OIL | VOLUME (BBLs) | INVOICE PRICE (\$/BBL) | INVOICE AMOUNT (\$) | DISCOUNT (\$) | NET AMOUNT (\$) | NET PRICE (\$/BBL) | QUALITY ADJUST (\$/BBL) | EFFECTIVE PUR PRICE (\$/BBL) | TRANSP TO TERM (\$/BBL) | ADDITIONAL TRANS CHGS (\$/BBL) | OTHER CHGS (\$/BBL) | DELIVERED PRICE (\$/BBL) |
| 1       | PFM   | APEC     | TBG               | 05/31/2023    | F03      | 24,537        |                        |                     |               |                 |                    |                         |                              | 0.0000                  |                                |                     | 114.9240                 |
| 2       | PRV   | INDIGO   | TRV               | 05/31/2023    |          | 11,461        |                        |                     |               |                 |                    |                         |                              | 0.0000                  |                                |                     | 110.9182                 |
| 3       | PFL   | TOC      | TFL               | 05/17/2023    |          | 10,418        |                        |                     |               |                 |                    |                         |                              | 0.0000                  |                                |                     | 112.2263                 |
| 4       | PMT   | APEC     | TPA               | 05/11/2023    |          | 893           |                        |                     |               |                 |                    |                         |                              | 0.0000                  |                                |                     | 112.0043                 |
| 5       | PWC   | PORT CON | PPB               | 05/31/2023    | F03      | 19,753        |                        |                     |               |                 |                    |                         |                              | 0.0000                  |                                |                     | 111.4432                 |

**EDITED COPY**



FPSC FORM NO 423 - 1

1. REPORTING MONTH : May YEAR 2023

2. REPORTING COMPANY : FLORIDA POWER LIGHT COMPANY

MONTHLY REPORT OF COST AND QUALITY OF FUEL OIL FOR ELECTRIC PLANTS  
ORIGIN, VOLUME, DELIVERED PRICE AND AS RECEIVED QUANTITY

3. NAME, TITLE TELEPHONE NUMBER OF CONTACT PERSON CONCERNING DATA  
SUBMITTED ON THIS FORM: EDWARD ANDERSON, REGULATORY AFFAIRS, (561) 694 -4790

4. SIGNATURE OF OFFICIAL SUBMITTING REPORT: 

5. DATE COMPLETED: 07/20/2023

| LINE NO. | PLANT           | SUPPLIER | SHIPPING POINT    | PURCHASE TYPE | DELIVERY LOCATION | DELIVERY DATE | TYPE OIL | SULFUR (%) | BTU CONTENT (BTU/GAL) | VOLUME (BBLs) | DELIVERED PRICE (\$/BBLs) |
|----------|-----------------|----------|-------------------|---------------|-------------------|---------------|----------|------------|-----------------------|---------------|---------------------------|
| 1        | FT. MYERS       | APEC     | NA-TRUCK DELIVERY | S             | TBG               | 05/31/2023    | F03      | N/A        | N/A                   | 24,537        | 114.9240                  |
| 2        | RIVIERA         | INDIGO   | NA-TRUCK DELIVERY | S             | TRV               | 05/31/2023    |          | N/A        | N/A                   | 11,461        | 110.9182                  |
| 3        | FORT LAUDERDALE | TOC      | NA-TRUCK DELIVERY | S             | TFL               | 05/17/2023    |          | N/A        | N/A                   | 10,418        | 112.2263                  |
| 4        | PMT             | APEC     | NA-TRUCK DELIVERY | S             | TPA               | 05/11/2023    |          | N/A        | N/A                   | 893           | 112.0043                  |
| 5        | WEST COUNTY EC  | PORT CON | NA-TRUCK DELIVERY | S             | PPB               | 05/31/2023    | F03      | N/A        | N/A                   | 19,753        | 111.4432                  |

**MONTHLY REPORT OF COST AND QUALITY OF COAL FOR ELECTRIC PLANTS  
DETAILED PURCHASED COAL INVOICE INFORMATION**

- |                       |  |                   |   |
|-----------------------|--|-------------------|---|
| 1. Reporting Month:   | <b>June</b>                              | Year: <b>2023</b> | 4. Name, Title & Telephone Number of Contact Person Concerning Data Submitted on this Form: Edward Anderson<br>561 694-4790 |
| 2. Reporting Company: | <b>FLORIDA POWER &amp; LIGHT COMPANY</b> |                   |   |
| 3. Plant Name:        | <b>PLANT DANIEL</b>                      |                   |   |
|                       |  |                   | 5. Signature of Official Submitting Repor <i>Manuel Acosta</i>  |
|                       |  |                   | 6. Date Completed: 28-Jul-23  |

| <u>Line No.</u> | <u>Supplier Name</u>         | <u>Mine Location</u> | <u>Purch. Type</u> | <u>Tons</u> | <u>FOB Mine Price (\$/Ton)</u> | <u>Shorthaul &amp; Loading Charges (\$/Ton)</u> | <u>Original Invoice Price (\$/Ton)</u> | <u>Retroactive Price Increase (\$/Ton)</u> | <u>Base Price (\$/Ton)</u> | <u>Quality Adjustments (\$/Ton)</u> | <u>Effective Purchase Price (\$/Ton)</u> |
|-----------------|------------------------------|----------------------|--------------------|-------------|--------------------------------|---|--|--|----------------------------|-------------------------------------|--|
| (a)             | (b)                          | (c)                  | (d)                | (e)         | (f)                            | (g)   | (h)                                    | (i)  | (j)                        | (k)                                 | (l)                                      |
| (1)             | ARCH COAL SALES COMPANY, INC | 19/WY/5              | S                  | 0.00        |                                | 0.406   |  | -  |                            | N/A                                 |  |
| (2)             | PEABODY COALSALES, LLC       | 19/WY/7              | S                  | 0.00        |                                | 0.691   |  | -  |                            | N/A                                 |  |

REDACTED VERSION  
FPSC Form No. 423-2(a) (2/87)

**MONTHLY REPORT OF COST AND QUALITY OF COAL FOR ELECTRIC PLANTS  
DETAILED TRANSPORTATION INVOICE INFORMATION**

- |                       |  |       |             |  |
|-----------------------|--|-------|-------------|--|
| 1. Reporting Month:   | <b>June</b>                              | Year: | <b>2023</b> | 4. Name, Title & Telephone Number of Contact Person Concerning Data<br>Submitted on this Form: Edward Anderson<br>561 694-4790 |
| 2. Reporting Company: | <b>FLORIDA POWER &amp; LIGHT COMPANY</b> |       |             |  |
| 3. Plant Name:        | <b>PLANT DANIEL</b>                      |       |             | 5. Signature of Official Submitting Report: <i>Manuel Acosta</i>   |
|                       |  |       |             | 6. Date Completed: 28-Jul-23   |

| Line No. | Supplier Name              | Mine Location | Shipping Point | Transport Mode | Tons | Effective Purchase Price (\$/Ton) | Additional Shorthaul & Loading Charges (\$/Ton) | Rail Charges       |                             | Waterborne Charges        |                             |                           |                              | Other Related Charges (\$/Ton) | Total Transportation Charges (\$/Ton) | FOB Plant Price (\$/Ton) |
|----------|----------------------------|---------------|----------------|----------------|------|-----------------------------------|---|--------------------|-----------------------------|---------------------------|-----------------------------|---------------------------|------------------------------|--------------------------------|---------------------------------------|--------------------------|
|          |                            |               |                |                |      |                                   |   | Rail Rate (\$/Ton) | Other Rail Charges (\$/Ton) | River Barge Rate (\$/Ton) | Trans-loading Rate (\$/Ton) | Ocean Barge Rate (\$/Ton) | Other Water Charges (\$/Ton) |                                |                                       |                          |
| (a)      | (b)                        | (c)           | (d)            | (e)            | (f)  | (g)                               | (h)   | (i)                | (j)                         | (k)                       | (l)                         | (m)                       | (n)                          | (o)                            | (p)                                   | (q)                      |
| (1)      | ARCH COAL SALES COMPANY, I | 19/WY/5       | BLACK THUNDER  | UR             | 0.00 |                                   | -   | -                  | -                           | -                         | -                           | -                         | -                            | -                              |                                       | 65.741                   |
| (2)      | PEABODY COALSALS, LLC      | 19/WY/7       | NORTH ANTELOPE | UR             | 0.00 |                                   | -   | -                  | -                           | -                         | -                           | -                         | -                            | -                              |                                       | 60.576                   |

REDACTED VERSION  
FPSC Form No. 423-2(b) (2/87)

**MONTHLY REPORT OF COST AND QUALITY OF COAL FOR ELECTRIC PLANTS  
ORIGIN, TONNAGE, DELIVERED PRICE, AND AS RECEIVED QUALITY**

1. Reporting Month: **June** Year: **2023**
2. Reporting Company: **FLORIDA POWER & LIGHT COMPANY**
3. Plant Name: **PLANT DANIEL**
4. Name, Title & Telephone Number of Contact Person Concerning Data Submitted on this Form: Edward Anderson  
561 694-4790
5. Signature of Official Submitting Report *Manuel Acosta*
6. Date Completed: 28-Jul-23

| <u>Line No.</u><br>(a) | <u>Supplier Name</u><br>(b) | <u>Mine Location</u><br>(c) | <u>Purchase Type</u><br>(d) | <u>Transport Mode</u><br>(e) | <u>Tons</u><br>(f) | <u>Purchase Price (\$/Ton)</u><br>(g) | <u>Effective Transport Charges (\$/Ton)</u><br>(h) | <u>Total FOB Plant Price (\$/Ton)</u><br>(i) | <u>Sulfur Content (%)</u><br>(j) | <u>Btu Content (Btu/lb)</u><br>(k) | <u>Ash Content (%)</u><br>(l) | <u>Moisture Content (%)</u><br>(m) |
|------------------------|-----------------------------|-----------------------------|-----------------------------|------------------------------|--------------------|---------------------------------------|--|--|----------------------------------|------------------------------------|-------------------------------|------------------------------------|
| (1)                    | ARCH COAL SALES COMPANY, IN | 19/WY/5                     | S                           | UR                           | 0.00               |                                       |  | 65.741                                       | N/A                              | N/A                                | N/A                           | N/A                                |
| (2)                    | PEABODY COALSALES, LLC      | 19/WY/7                     | S                           | UR                           | 0.00               |                                       |  | 60.576                                       | N/A                              | N/A                                | N/A                           | N/A                                |

REDACTED VERSION  
FPSC Form No. 423-2 (2/87)



**MONTHLY REPORT OF COST AND QUALITY OF COAL FOR ELECTRIC PLANTS  
DETAILED PURCHASED COAL INVOICE INFORMATION**

- |                       |  |                   |   |
|-----------------------|--|-------------------|---|
| 1. Reporting Month:   | <b>June</b>                              | Year: <b>2023</b> | 4. Name, Title & Telephone Number of Contact Person Concerning Data Submitted on this Form: Edward Anderson<br>561 694-4790 |
| 2. Reporting Company: | <b>FLORIDA POWER &amp; LIGHT COMPANY</b> |                   |   |
| 3. Plant Name:        | <b>R.W.SCHERER</b>                       |                   | 5. Signature of Official Submitting Repor <i>Manuel Acosta</i>  |
|                       |  |                   | 6. Date Completed: 28-Jul-23  |

| <u>Line No.</u><br>(a) | <u>Supplier Name</u><br>(b) | <u>Mine Location</u><br>(c) | <u>Purch. Type</u><br>(d) | <u>Tons</u><br>(e) | <u>FOB Mine Price (\$/Ton)</u><br>(f) | <u>Shorthaul &amp; Loading Charges (\$/Ton)</u><br>(g) | <u>Original Invoice Price (\$/Ton)</u><br>(h) | <u>Retroactive Price Increase (\$/Ton)</u><br>(i) | <u>Base Price (\$/Ton)</u><br>(j) | <u>Quality Adjustments (\$/Ton)</u><br>(k) | <u>Effective Purchase Price (\$/Ton)</u><br>(l) |
|------------------------|-----------------------------|-----------------------------|---------------------------|--------------------|---------------------------------------|--|---|---|-----------------------------------|--|---|
| (1)                    | BLUEGRASS COMMODITIES       | 19/WY/5                     | S                         | 15,255.46          |                                       | 0.157  |   | -   |                                   | (0.064)                                    |   |
| (2)                    | ARCH COALSALES COMPANY, INC | 19/WY/5                     | S                         | 9,312.52           |                                       | 0.510  |   | -   |                                   | (0.186)                                    |   |
| (3)                    | BLUEGRASS COMMODITIES       | 19/WY/5                     | S                         | 7,652.78           |                                       | 0.157  |   | -   |                                   | (0.178)                                    |   |

REDACTED VERSION  
FPSC Form No. 423-2(a) (2/87)

**MONTHLY REPORT OF COST AND QUALITY OF COAL FOR ELECTRIC PLANTS  
DETAILED TRANSPORTATION INVOICE INFORMATION**

- |                       |  |       |             |  |
|-----------------------|--|-------|-------------|--|
| 1. Reporting Month:   | <b>June</b>                              | Year: | <b>2023</b> | 4. Name, Title & Telephone Number of Contact Person Concerning Data<br>Submitted on this Form: Edward Anderson<br>561 694-4790 |
| 2. Reporting Company: | <b>FLORIDA POWER &amp; LIGHT COMPANY</b> |       |             |  |
| 3. Plant Name:        | <b>R.W.SCHERER</b>                       |       |             | 5. Signature of Official Submitting Report: <i>Manuel Acosta</i>   |
|                       |  |       |             | 6. Date Completed: 28-Jul-23   |

| Line No. | Supplier Name                | Mine Location | Shipping Point         | Transport Mode | Tons      | Effective Purchase Price (\$/Ton) | Additional Shorthaul & Loading Charges (\$/Ton) | Rail Charges       |                             | Waterborne Charges        |                             |                           |                              | Other Related Charges (\$/Ton) | Total Transportation Charges (\$/Ton) | FOB Plant Price (\$/Ton) |
|----------|------------------------------|---------------|------------------------|----------------|-----------|-----------------------------------|---|--------------------|-----------------------------|---------------------------|-----------------------------|---------------------------|------------------------------|--------------------------------|---------------------------------------|--------------------------|
|          |                              |               |                        |                |           |                                   |   | Rail Rate (\$/Ton) | Other Rail Charges (\$/Ton) | River Barge Rate (\$/Ton) | Trans-loading Rate (\$/Ton) | Ocean Barge Rate (\$/Ton) | Other Water Charges (\$/Ton) |                                |                                       |                          |
| (a)      | (b)                          | (c)           | (d)                    | (e)            | (f)       | (g)                               | (h)   | (i)                | (j)                         | (k)                       | (l)                         | (m)                       | (n)                          | (o)                            | (p)                                   | (q)                      |
| (1)      | BLUEGRASS COMMODITIES        | 19/WY/5       | EAGLE BUTTE            | UR             | 15,255.46 | -                                 | -   | -                  | -                           | -                         | -                           | -                         | -                            | -                              | -                                     | 55.331                   |
| (2)      | ARCH COALSALSAES COMPANY, IT | 19/WY/5       | BLACK THUNDER MINE, WY | UR             | 9,312.52  | -                                 | -   | -                  | -                           | -                         | -                           | -                         | -                            | -                              | -                                     | 59.256                   |
| (3)      | BLUEGRASS COMMODITIES        | 19/WY/5       | EAGLE BUTTE            | UR             | 7,652.78  | -                                 | -   | -                  | -                           | -                         | -                           | -                         | -                            | -                              | -                                     | 55.359                   |

**MONTHLY REPORT OF COST AND QUALITY OF COAL FOR ELECTRIC PLANTS  
ORIGIN, TONNAGE, DELIVERED PRICE, AND AS RECEIVED QUALITY**

- |                       |  |       |             |   |
|-----------------------|--|-------|-------------|---|
| 1. Reporting Month:   | <b>June</b>                              | Year: | <b>2023</b> | 4. Name, Title & Telephone Number of Contact Person Concerning Data Submitted on this Form: Edward Anderson<br>561 694-4790 |
| 2. Reporting Company: | <b>FLORIDA POWER &amp; LIGHT COMPANY</b> |       |             |   |
| 3. Plant Name:        | <b>R.W.SCHERER</b>                       |       |             | 5. Signature of Official Submitting Report <i>Manuel Acosta</i>   |
|                       |  |       |             | 6. Date Completed: 28-Jul-23  |

| <u>Line No.</u><br>(a) | <u>Supplier Name</u><br>(b) | <u>Mine Location</u><br>(c) | <u>Purchase Type</u><br>(d) | <u>Transport Mode</u><br>(e) | <u>Tons</u><br>(f) | <u>Purchase Price (\$/Ton)</u><br>(g) | <u>Effective Transport Charges (\$/Ton)</u><br>(h) | <u>Total FOB Plant Price (\$/Ton)</u><br>(i) | <u>Sulfur Content (%)</u><br>(j) | <u>Btu Content (Btu/lb)</u><br>(k) | <u>Ash Content (%)</u><br>(l) | <u>Moisture Content (%)</u><br>(m) |
|------------------------|-----------------------------|-----------------------------|-----------------------------|------------------------------|--------------------|---------------------------------------|--|--|----------------------------------|------------------------------------|-------------------------------|------------------------------------|
| (1)                    | BLUEGRASS COMMODITIES       | 19/WY/5                     | S                           | UR                           | 15,255.46          |                                       |  | 55.331                                       | 0.40                             | 8,407                              | 4.92                          | 30.02                              |
| (2)                    | ARCH COALSALES COMPANY, INC | 19/WY/5                     | S                           | UR                           | 9,312.52           |                                       |  | 59.256                                       | 0.31                             | 8,794                              | 5.51                          | 27.30                              |
| (3)                    | BLUEGRASS COMMODITIES       | 19/WY/5                     | S                           | UR                           | 7,652.78           |                                       |  | 55.359                                       | 0.48                             | 8,279                              | 6.58                          | 29.51                              |

REDACTED VERSION  
FPSC Form No. 423-2 (2/87)

FPSC FORM NO 423 - 1(a)  
 1. REPORTING MONTH : June

YEAR 2023

MONTHLY REPORT OF COST AND QUALITY OF FUEL OIL FOR ELECTRIC PLANTS  
 DETAIL OF INVOICE AND TRANSPORTATION CHARGES

2. REPORTING COMPANY : FLORIDA POWER LIGHT COMPANY

3. NAME, TITLE TELEPHONE NUMBER OF CONTACT PERSON CONCERNING DATA  
 SUBMITTED ON THIS FORM: EDWARD ANDERSON, REGULATORY AFFAIRS, (561) 694 -4790

4. SIGNATURE OF OFFICIAL SUBMITTING REPORT: 

5. DATE COMPLETED: 07/20/2023

| (A)     | (B)   | (C)      | (D)               | (E)           | (F)      | (G)           | (H)                    | (I)                 | (J)           | (K)             | (L)                | (M)                     | (N)                          | (O)                     | (P)                            | (Q)                 | (R)                      |
|---------|-------|----------|-------------------|---------------|----------|---------------|------------------------|---------------------|---------------|-----------------|--------------------|-------------------------|------------------------------|-------------------------|--------------------------------|---------------------|--------------------------|
| LINE NO | PLANT | SUPPLIER | DELIVERY LOCATION | DELIVERY DATE | TYPE OIL | VOLUME (BBLs) | INVOICE PRICE (\$/BBL) | INVOICE AMOUNT (\$) | DISCOUNT (\$) | NET AMOUNT (\$) | NET PRICE (\$/BBL) | QUALITY ADJUST (\$/BBL) | EFFECTIVE PUR PRICE (\$/BBL) | TRANSP TO TERM (\$/BBL) | ADDITIONAL TRANS CHGS (\$/BBL) | OTHER CHGS (\$/BBL) | DELIVERED PRICE (\$/BBL) |
| 1       | PFM   | APEC     | TBG               | 06/13/2023    | F03      | 9,655         |                        |                     |               |                 |                    |                         |                              | 0.0000                  |                                |                     | 111.0091                 |
| 2       | PMR   | TOC      | TMR               | 06/09/2023    | F03      | 7,075         |                        |                     |               |                 |                    |                         |                              | 0.0000                  |                                |                     | 109.5304                 |
| 3       | PWC   | PORT CON | PPB               | 06/13/2023    | F03      | 16,351        |                        |                     |               |                 |                    |                         |                              | 0.0000                  |                                |                     | 107.9203                 |
| 4       | PRV   | INDIGO   | TRV               | 06/02/2023    |          | 2,523         |                        |                     |               |                 |                    |                         |                              | 0.0000                  |                                |                     | 106.9981                 |

**EDITED COPY**



FPSC FORM NO 423 - 1

1. REPORTING MONTH : June YEAR 2023

2. REPORTING COMPANY : FLORIDA POWER LIGHT COMPANY

MONTHLY REPORT OF COST AND QUALITY OF FUEL OIL FOR ELECTRIC PLANTS  
ORIGIN, VOLUME, DELIVERED PRICE AND AS RECEIVED QUANTITY

3. NAME, TITLE TELEPHONE NUMBER OF CONTACT PERSON CONCERNING DATA  
SUBMITTED ON THIS FORM: EDWARD ANDERSON, REGULATORY AFFAIRS, (561) 694 -4790

4. SIGNATURE OF OFFICIAL SUBMITTING REPORT: 

5. DATE COMPLETED: 07/20/2023

| LINE NO. | PLANT          | SUPPLIER | SHIPPING POINT    | PURCHASE TYPE | DELIVERY LOCATION | DELIVERY DATE | TYPE OIL | SULFUR (%) | BTU CONTENT (BTU/GAL) | VOLUME (BBL) | DELIVERED PRICE (\$/BBL) |
|----------|----------------|----------|-------------------|---------------|-------------------|---------------|----------|------------|-----------------------|--------------|--------------------------|
| 1        | FT. MYERS      | APEC     | NA-TRUCK DELIVERY | S             | TBG               | 06/13/2023    | F03      | N/A        | N/A                   | 9,655        | 111.0091                 |
| 2        | MARTIN         | TOC      | NA-TRUCK DELIVERY | S             | TMR               | 06/09/2023    | F03      | N/A        | N/A                   | 7,075        | 109.5304                 |
| 3        | WEST COUNTY EC | PORT CON | NA-TRUCK DELIVERY | S             | PPB               | 06/13/2023    | F03      | N/A        | N/A                   | 16,351       | 107.9203                 |
| 4        | RIVIERA        | INDIGO   | NA-TRUCK DELIVERY | S             | TRV               | 06/02/2023    |          | N/A        | N/A                   | 2,523        | 106.9981                 |