



Maria Jose Moncada
Assistant General Counsel
Florida Power & Light Company
700 Universe Boulevard
Juno Beach, FL 33408
(561) 304-5795

May 23, 2025

VIA ELECTRONIC

Adam Teitzman, Commission Clerk
Division of Commission Clerk and Administrative Services
Florida Public Service Commission
2540 Shumard Oak Boulevard
Tallahassee, FL 32399-0850

Re: Docket No. 20250011-EI
Petition by Florida Power & Light Company for Base Rate Increase

Dear Mr. Teitzman:

Attached for filing on behalf of Florida Power & Light Company ("FPL") are FPL's supplemental Minimum Filing Requirement Schedules C-31, F-1 and F-3. These supplemental schedules provide FPL's 2024 Diversification Report and Annual Report, which were filed with Commission pursuant to Rule 25-6.135, F.A.C. on May 1, 2025.

Please let me know if you have any questions regarding this submission.

Sincerely,

s/ Maria Jose Moncada

Maria Jose Moncada
Assistant General Counsel
Florida Power & Light Company

cc: Counsel for Parties of Record

:22900879

Florida Public Service Commission

Explanation: Provide a copy of the Diversification Report included in the company's most recently filed Annual Report as required by Rule 25-6.135, Florida Administrative Code. Provide any subsequent changes affecting the test year.

Type of Data Shown:
☒ Projected Test Year Ended 12/31/26
☐ Prior Year Ended / /
☒ Historical Test Year Ended 12/31/24

Company: FLORIDA POWER & LIGHT COMPANY
AND SUBSIDIARIES

DOCKET NO.: 20250011-EI

Witness: Keith Ferguson

Line No.

- 1 SEE ATTACHMENT 1 FOR THE MOST RECENTLY FILED DIVERSIFICATION REPORT FOR FPL.
- 2
- 3
- 4
- 5
- 6
- 7
- 8
- 9
- 10
- 11
- 12
- 13
- 14
- 15
- 16
- 17
- 18
- 19
- 20
- 21
- 22
- 23
- 24
- 25
- 26
- 27
- 28
- 29
- 30

FLORIDA PUBLIC SERVICE COMMISSION SIGNATURE PAGE

I certify that I am the responsible accounting officer of

FLORIDA POWER & LIGHT COMPANY;

That I have examined the following report; that to the best of my knowledge, information, and belief, all statements of fact contained in the said report are true and the said report is a correct statement of the business and affairs of the above named respondent in respect to each and every matter set forth therein during the period from January 1, 2024 to December 31, 2024, inclusive.

I also certify that all affiliated transfer prices and affiliated cost allocations were determined consistent with the methods reported to this Commission on the appropriate forms included in this report.

I am aware that Section 837.06, Florida Statutes, provides:

Whoever knowingly makes a false statement in writing with the intent to mislead a public servant in the performance of his official duty shall be guilty of a misdemeanor of the second degree, punishable as provided in s. 775.082, s. 775.083 or s. 775.084.

April 30, 2025
Date


Signature

Keith Ferguson
Name

Vice President Accounting and Controller
Title

Affiliation of Officers and Directors

Florida Power and Light Company
For the year ended December 31, 2024

John W. Ketchum	Director (effective 3/1/2022) and Chairman of the Board (effective 2/15/2023)
------------------------	--

Entity	Title	Address (other than 700 Universe, Blvd., Juno Beach, FL 33408)
700 Universe III, LLC	President and Chief Executive Officer	
700 Universe, LLC	President and Chief Executive Officer	
ClearSky Power and Technology Fund I LLC	Member	
EFH Merger Co., LLC	Chief Executive Officer	
Florida Power and Light Company	Director	
Florida Power and Light Company	Chairman of the Board	
NEE Acquisition Sub I, LLC	Chief Executive Officer	
NextEra Energy Capital Holdings, Inc.	Director	
NextEra Energy Capital Holdings, Inc.	Chairman of the Board, President and Chief Executive Officer	
NextEra Energy Equipment Leasing, LLC	Vice President	
NextEra Energy Foundation, Inc.	Director	
NextEra Energy Foundation, Inc.	Chairman of the Board	
NextEra Energy, Inc.	Director	
NextEra Energy, Inc.	Chairman of the Board	
NextEra Energy, Inc.	President and Chief Executive Officer	
Surry Capital LLC	Member	
XPLR Infrastructure Partners GP, Inc.	Director	
XPLR Infrastructure Partners GP, Inc.	Chairman of the Board and Chief Executive Officer	
XPLR Infrastructure, LP	Chief Executive Officer	
XPLR Infrastructure, LP	Director	
XPLR Infrastructure, LP	Chairman of the Board	
Institution of Nuclear Power Operations	Director	700 Galleria Parkway, SE, Suite 100, Atlanta, GA 30339-5943
Edison Electric Institute	Director	701 Pennsylvania Avenue, N.W., Washington, D.C. 20004-2696
Kravis Center for the Performing Arts	Member	701 Okeechobee Blvd., West Palm Beach, FL 33401
Nuclear Energy Institute	Director	1201 F St., NW, Suite 1100, Washington, DC 20004-1218

Armando Pimentel, Jr.	Director, President and Chief Executive Officer (effective 2/15/2023)
-----------------------	---

Entity	Title	Address (other than 700 Universe Blvd., Juno Beach, FL 33408)
FPL Geo, LLC	President	
FPL Project Management, LLC	President	
NextEra Energy Foundation, Inc.	Director	
NextEra Energy Foundation, Inc.	President and Treasurer	
Ameriprise Financial	Director	70400 Ameriprise Financial Center Minneapolis, MN 55474

Brian W. Bolster	Director, Executive Vice President, Finance and Chief Financial Officer (effective 5/6/2024)
-------------------------	---

Entity	Title	Address (other than 700 Universe Blvd., Juno Beach, FL 33408)
700 Universe III, LLC	Vice President and Chief Financial Officer	
700 Universe, LLC	Vice President and Chief Financial Officer	
Alandco Inc.	President	
ALDH Realty Holdings, LLC	President	
Common Unit Holdings, LLC	Vice President	
Contra Costa Capital, LLC	Vice President	
Data Center Logistics, LLC	President	
EFH Merger Co., LLC	Chief Financial Officer	
EMB Investments, Inc.	President	
FN Investments, LLC	President	
FPL Investments, LLC	President	
FPL Recovery Funding LLC	President	
KPB Financial Corp.	President	
MBWGD Holdings, LLC	Vice President	
MBWGD Investments, LLC	Vice President	
Napa Capital Holdings, LLC	Vice President	
NextEra Energy Capital Holdings, Inc.	Director	
NextEra Energy Capital Holdings, Inc.	Senior Vice President, Finance and Chief Financial Officer	
NextEra Energy Equity Partners GP, LLC	Chief Financial Officer	
NextEra Energy Foundation, Inc.	Director	
NextEra Energy Foundation, Inc.	Vice President	
NextEra Energy Investments Solutions, LLC	Vice President	
NextEra Energy Investments, LLC	Vice President	
NextEra Energy, Inc.	Executive Vice President, Finance and Chief Financial Officer	
XPLR Infrastructure Operating Partners GP, LLC	Vice President	
XPLR Infrastructure Partners GP, Inc.	Director	
XPLR Infrastructure Partners GP, Inc.	Chief Financial Officer	
XPLR Infrastructure, LP	Chief Financial Officer	
XPLR Infrastructure, LP	Director	

Terrell Kirk Crews II	Director, Executive Vice President, Finance and Chief Financial Officer (3/1/2022-5/6/2024) Executive Vice President and Chief Risk Officer (effective 5/6/2024)
-----------------------	---

Entity	Title	Address (other than 700 Universe Blvd., Juno Beach, FL 33408)
700 Universe III, LLC	Vice President and Chief Financial Officer	
700 Universe, LLC	Vice President and Chief Financial Officer	
Alandco Inc.	President	
ALDH Realty Holdings, LLC	President	
Common Unit Holdings, LLC	Vice President	
Contra Costa Capital, LLC	Vice President	
Data Center Logistics, LLC	President	
EFH Merger Co., LLC	Chief Financial Officer	
EMB Investments, Inc.	President	
FN Investments, LLC	President	
FPL Investments, LLC	President	
FPL Recovery Funding LLC	President	
KPB Financial Corp.	President	
MBWGD Holdings, LLC	Vice President	
MBWGD Investments, LLC	Vice President	
Napa Capital Holdings, LLC	Vice President	
NextEra Energy Capital Holdings, Inc.	Director	
NextEra Energy Capital Holdings, Inc.	Executive Vice President and Chief Risk Officer	
NextEra Energy Equity Partners GP, LLC	Chief Financial Officer	
NextEra Energy Foundation, Inc.	Director	
NextEra Energy Foundation, Inc.	Vice President	
NextEra Energy Investments Solutions, LLC	Vice President	
NextEra Energy Investments, LLC	Vice President	
NextEra Energy, Inc.	Executive Vice President, Finance and Chief Financial Officer	
NextEra Energy, Inc.	Executive Vice President and Chief Risk Officer	
XPLR Infrastructure Operating Partners GP, LLC	Vice President	
XPLR Infrastructure Partners GP, Inc.	Director	
XPLR Infrastructure Partners GP, Inc.	Chief Financial Officer	
XPLR Infrastructure, LP	Director	
XPLR Infrastructure, LP	Chief Financial Officer	

Michael H. Dunne	Treasurer
------------------	-----------

Entity	Title	Address (other than 700 Universe Blvd., Juno Beach, FL 33408)
237 State Route 96 Site 1, LLC	Vice President	
237 State Route 96 Site 2, LLC	Vice President	
4263766 Canada Inc.	Vice President	
45 North Solar, LLC	Vice President	
700 Universe II, LLC	Vice President and Treasurer	
700 Universe III, LLC	Treasurer	
700 Universe, LLC	Treasurer	
87th Street Energy Storage, LLC	Vice President	
Adams County Wind Holdings, LLC	Vice President	
Adams County Wind, LLC	Vice President	
Addison Edge Holdings, LLC	Vice President	
Addison Edge, LLC	Vice President	
Adelanto Solar Funding, LLC	Vice President	
Adelanto Solar Holdings, LLC	Vice President	
Adelanto Solar II, LLC	Vice President	
Adelanto Solar, LLC	Vice President	
Akers Energy Storage, LLC	Vice President	
Akron Solar, LLC	Vice President	
Alandco Inc.	Vice President and Treasurer	
ALDH Realty Holdings, LLC	Vice President and Treasurer	
Allons Solar, LLC	Vice President	
Alta Wind VIII, LLC	Vice President	
Altamont Power LLC	Vice President	
Amber Meadow Solar, LLC	Vice President	
Amber Waves Wind, LLC	Vice President	
Amite Energy Storage, LLC	Vice President	
Amite Solar, LLC	Vice President	
Ammonite Wind, LLC	Vice President	
Antelope Gap Wind, LLC	Vice President	
Anticline Energy Storage, LLC	Vice President	
Anticline Wind Holdings, LLC	Vice President	
Anticline Wind, LLC	Vice President	
Appaloosa Run Storage, LLC	Vice President	
Appaloosa Run Wind, LLC	Vice President	
Apple Tree Knot, LLC	Vice President	
Appleseed Solar, LLC	Vice President	
Aquei Development WRF FM Drive LLC (Historical)	Vice President	
Aquei Operating Company LLC	Vice President	
Aquei Technologies LLC	Vice President	
Aquilo Holdings LP, ULC	Vice President	
Aquilo LP, ULC	Vice President	
Arboleda Energy Storage, LLC	Vice President	
Argenta Energy Center I, LLC	Vice President	
Argenta Solar Energy Center, LLC	Vice President	
Arizona City Solar Holdings, LLC	Vice President	
Arizona City Solar, LLC	Vice President	
Arlington Cereal City Funding, LLC	Vice President	
Arlington Cereal City Holdings, LLC	Vice President	
Arlington Class A Holdings I, LLC	Vice President	
Arlington Class A Holdings II, LLC	Vice President	
Arlington Energy Center I, LLC	Vice President	
Arlington Energy Center II, LLC	Vice President	
Arlington Energy Center III, LLC	Vice President	

Arlington Energy Center Portfolio, LLC	Vice President
Arlington Holdings II, LLC	Vice President
Arlington III Class A Holdings I, LLC	Vice President
Arlington III Class A Holdings II, LLC	Vice President
Arlington Portfolio II Holdings, LLC	Vice President
Arlington Solar, LLC	Vice President
Armadillo Flats Wind Project, LLC	Vice President
Asher Class A Holdings, LLC	Vice President
Asher Funding, LLC	Vice President
Asher Portfolio, LLC	Vice President
Asher, LLC	Vice President
Ashtabula Wind I, LLC	Vice President
Ashtabula Wind II, LLC	Vice President
Ashtabula Wind III, LLC	Vice President
Ashtabula Wind IV, LLC	Vice President
Autumn Shores Class A Holdings, LLC	Vice President
Autumn Shores Funding, LLC	Vice President
Autumn Shores Holdings, LLC	Vice President
Autumn Shores, LLC	Vice President
Avalon Sands Class A Holdings, LLC	Vice President
Avalon Sands Funding, LLC	Vice President
Avalon Sands Holdings, LLC	Vice President
Avalon Sands Portfolio, LLC	Vice President
Avalon Sands, LLC	Vice President
Avocet Solar, LLC	Vice President
Avon Solar Farm, LLC	Vice President
Axis Ridge Wind, LLC	Vice President
Babbitt Ranch Energy Center, LLC	Vice President
Baldo Solutions, LLC	Vice President
Baldwin County Solar, LLC	Vice President
Baldwin Wind Energy, LLC	Vice President
Banyard Springs ADS, LLC	Vice President
Banyard Springs Bonus, LLC	Vice President
Banyard Springs Holdings, LLC	Vice President
Banyard Springs MACRS, LLC	Vice President
Banyard Springs, LLC	Vice President
Barrett Repowering, LLC	Vice President
Battersea Solar LP, ULC	Vice President
Battery Testing and Modeling, LLC	Vice President
Baxley Solar, LLC	Vice President
Bay Area Transmission Holdings, LLC	Vice President
Bay Eport 1, LLC	Vice President
Bayhawk Wind Holdings, LLC	Vice President
Bayhawk Wind, LLC	Vice President
Beargrass Wind Class A Holdings, LLC	Vice President
Beargrass Wind Funding, LLC	Vice President
Beargrass Wind Holdings, LLC	Vice President
Beargrass Wind, LLC	Vice President
Beaver Creek Solar, LLC	Vice President
Beech Hill Solar, LLC	Vice President
Beecher Solar Holdings, LLC	Vice President
Beecher Solar Land, LLC	Vice President
Beecher Solar, LLC	Vice President
Beechwood Split, LLC	Vice President
Beezley Hill Energy Center, LLC	Vice President
Bell Ridge Solar Class A Holdings, LLC	Vice President
Bell Ridge Solar Funding, LLC	Vice President
Bell Ridge Solar Holdings, LLC	Vice President
Bell Ridge Solar, LLC	Vice President

Bellefonte Solar, LLC	Vice President
Bellflower-Lenoir Solar, LLC	Vice President
Belmont Energy Center, LLC	Vice President
Beltran Solar, LLC	Vice President
Benton Solar II, LLC	Vice President
Benton Solar, LLC	Vice President
Big Blue Nebraska Wind, LLC	Vice President
Big Canyon Wind, LLC	Vice President
Big Cypress Energy Storage, LLC	Vice President
Big Cypress Solar Holdings, LLC	Vice President
Big Cypress Solar, LLC	Vice President
Big Pasture Ranch Solar, LLC	Vice President
Bigway Solar, LLC	Vice President
Birch Bay Energy Storage, LLC	Vice President
Birmingham Energy Storage, LLC	Vice President
Bisti Energy Center, LLC	Vice President
Black Hill Point Energy Center, LLC	Vice President
Black Water Tea, LLC	Vice President
Blackburn Solar, LLC	Vice President
Blackwell Wind Energy, LLC	Vice President
Blazing Trail Wind I, LLC	Vice President
Blazing Trail Wind II, LLC	Vice President
Blue Grama Wind, LLC	Vice President
Blue Indigo Solar, LLC	Vice President
Blue Lake Solar, LLC	Vice President
Blue Prairie Wind, LLC	Vice President
Blue Ridge Renewables, LLC	Vice President
Blue Ridge Solar, LLC	Vice President
Blue Summit I Wind, LLC	Vice President
Blue Summit II Storage, LLC	Vice President
Blue Summit II Wind, LLC	Vice President
Blue Summit III Wind, LLC	Vice President
Blue Summit Interconnection, LLC	Vice President
Blue Summit Storage, LLC	Vice President
Blue Wind Holdings, LLC	Vice President
Bluebell Energy Storage, LLC	Vice President
Bluebell Solar Class A Holdings II, LLC	Vice President
Bluebell Solar Funding II, LLC	Vice President
Bluebell Solar Holdings II, LLC	Vice President
Bluebell Solar II, LLC	Vice President
Bluebell Solar, LLC	Vice President
Bluestar Solar, LLC	Vice President
Blythe IV Storage, LLC	Vice President
Blythe Solar 110, LLC	Vice President
Blythe Solar Funding II, LLC	Vice President
Blythe Solar Funding, LLC	Vice President
Blythe Solar Holdings II, LLC	Vice President
Blythe Solar Holdings, LLC	Vice President
Blythe Solar II, LLC	Vice President
Blythe Solar III, LLC	Vice President
Blythe Solar IV, LLC	Vice President
Bob Creek Wind, LLC	Vice President
Bodhi I Solar, LLC	Vice President
Boggy Branch Solar, LLC	Vice President
Bonita Wind, LLC	Vice President
Borderlands Wind Holdings, LLC	Vice President
Borderlands Wind, LLC	Vice President
Bornish Wind BC Holdings, ULC	Vice President
Bornish Wind Funding GP, LLC	Vice President

Bornish Wind Funding GP, ULC	Vice President
Bornish Wind GP, LLC	Vice President
Bornish Wind GP, ULC	Vice President
Boulevard Gas Associates, LLC	Vice President
Brady Interconnection, LLC	Vice President
Brady Wind II, LLC	Vice President
Brady Wind, LLC	Vice President
Breckinridge Energy Storage, LLC	Vice President
Breckinridge Wind Class A Holdings, LLC	Vice President
Breckinridge Wind Project, LLC	Vice President
Breckinridge Wind, LLC	Vice President
Brevard Energy LLC	Vice President
Brickyard Energy Storage, LLC	Vice President
Bright Corner Solar, LLC	Vice President
Bright Wind Class A Holdings, LLC	Vice President
Bright Wind Funding, LLC	Vice President
Bright Wind Holdings, LLC	Vice President
Bright Wind Portfolio, LLC	Vice President
Bright Wind, LLC	Vice President
Brokaw Solar, LLC	Vice President
Bronco Plains Solar, LLC	Vice President
Bronco Plains Wind II, LLC	Vice President
Bronco Plains Wind, LLC	Vice President
Bronson Solar, LLC	Vice President
Bronze Chambers, LLC	Vice President
Brooker Trail Solar, LLC	Vice President
Brookview Solar I, LLC	Vice President
Brusselville Solar, LLC	Vice President
BSGA Gas Producing, LLC	Vice President
BT Fairview Solar, LLC	Vice President
BT Hickerson Solar, LLC	Vice President
Bucking Horse Solar, LLC	Vice President
Buena Vista Energy Center III, LLC	Vice President
Buena Vista Energy Center, LLC	Vice President
Buena Vista Energy Holdings, LLC	Vice President
Buffalo Ridge Wind Energy, LLC	Vice President
Buffalo Ridge Wind, LLC	Vice President
Buffalo Trail Solar LP, ULC	Vice President
Bullfrog Creek Solar, LLC	Vice President
Bullitt Bend Solar, LLC	Vice President
Bullock Data Center, LLC	Vice President
Burton Hill Solar, LLC	Vice President
Butler Ridge Wind Energy Center, LLC	Vice President
Buxton Creek Solar, LLC	Vice President
CA BTM Energy Storage, LLC	Vice President
CA Energy Storage Holdings, LLC	Vice President
Cabo Solar Farm, LLC	Vice President
Caddeaux Gathering, LLC	Vice President
Cadia Wind, LLC	Vice President
Callahan Wind Divide, LLC	Vice President
Campbell Creek Energy Center, LLC	Vice President
Cantaloupe Solar Holdings, LLC	Vice President
Canyon Energy Storage, LLC	Vice President
Canyon Wind Energy, LLC	Vice President
Canyon Wind Farm, LLC	Vice President
Canyon Wind Holdings, LLC	Vice President
Canyon Wind II, LLC	Vice President
Cap Ridge Interconnection, LLC	Vice President
Cap Ridge Wind I, LLC	Vice President

Cap Ridge Wind II, LLC	Vice President
Cap Ridge Wind III, LLC	Vice President
Cap Ridge Wind IV, LLC	Vice President
Capon Solar, LLC	Vice President
Capricorn Bell Interconnection, LLC	Vice President
Cardinal Solar, LLC	Vice President
Carleton Farms Renewables, LLC	Vice President
Carol Renewable Energy Holdings, LLC	Vice President
Carol Renewable Energy, LLC	Vice President
Carol Solar, LLC	Vice President
Carousel Wind Farm, LLC	Vice President
Carousel Wind Holdings, LLC	Vice President
Carousel Wind II, LLC	Vice President
Carousel Wind III, LLC	Vice President
Carousel Wind, LLC	Vice President
Carpenter Creek Wind, LLC	Vice President
Casa Mesa Wind Investments, LLC	Vice President
Casa Mesa Wind, LLC	Vice President
Cass County Solar Nebraska, LLC	Vice President
Cater Solar, LLC	Vice President
Catskill View Solar, LLC	Vice President
Cattle Drive Solar, LLC	Vice President
Cattle Ridge Wind Farm, LLC	Vice President
Cattle Ridge Wind Holdings, LLC	Vice President
Cattle Run, LLC	Vice President
Cavalry Energy Center Holdings, LLC	Vice President
Cavalry Energy Center, LLC	Vice President
Cedar Bay Generating Company, LLC	Vice President and Treasurer
Cedar Bluff Wind Energy, LLC	Vice President
Cedar Bluff Wind, LLC	Vice President
Cedar River Transmission, LLC	Vice President
Cedar Springs Energy Storage IV, LLC	Vice President
Cedar Springs Transmission LLC	Vice President
Cedar Springs Wind Holdings, LLC	Vice President
Cedar Springs Wind III, LLC	Vice President
Cedar Springs Wind IV, LLC	Vice President
Cedar Springs Wind, LLC	Vice President
Centennial Wind Funding, LLC	Vice President
Centennial Wind, LLC	Vice President
Central Midway Class A Holdings, LLC	Vice President
Central Midway Funding, LLC	Vice President
Central Midway Holdings, LLC	Vice President
Central Midway, LLC	Vice President
Central Scott Solar, LLC	Vice President
Century Oaks Energy Storage, LLC	Vice President
Cereal City Holdings, LLC	Vice President
Cereal City Solar, LLC	Vice President
Cerro Gordo Wind, LLC	Vice President
Chariot Solar, LLC	Vice President
Charlie Creek Wind Farm LLC	Vice President
Chaves County Solar Holdings, LLC	Vice President
Chaves County Solar II Holdings, LLC	Vice President
Chaves County Solar II, LLC	Vice President
Chaves County Solar, LLC	Vice President
Chemult Energy Center, LLC	Vice President
Chemult Solar, LLC	Vice President
Cherry Ridge Solar, LLC	Vice President
Cherrywood Solar I, LLC	Vice President
Chesapeake Solar Project, LLC	Vice President

Cheyenne Wind, LLC	Vice President
Chickadee Energy Center, LLC	Vice President
Chicot Solar Holdings, LLC	Vice President
Chicot Solar, LLC	Vice President
Chinook Solar, LLC	Vice President
Chugwater Energy Center, LLC	Vice President
Chugwater Interconnection, LLC	Vice President
Chugwater Wind, LLC	Vice President
Chunky Pond Solar, LLC	Vice President
Cimarron Energy Storage, LLC	Vice President
Cimarron Wind Energy Holdings II, LLC	Vice President
Cimarron Wind Energy Holdings, LLC	Vice President
Cimarron Wind Energy, LLC	Vice President
Circleville Solar, LLC	Vice President
Clarabelle I Solar LP, ULC	Vice President
Clarabelle II Solar LP, ULC	Vice President
Clarabelle III Solar LP, ULC	Vice President
Clarkston Energy Center, LLC	Vice President
Claverack Creek Solar, LLC	Vice President
Clay County Solar, LLC	Vice President
Clayton Wind, LLC	Vice President
Clean Energy Marketing and Insights, LLC	Vice President
Clean Energy Solutions Acquisitions, LLC	Vice President
Clean Energy Solutions Consulting, LLC	Vice President
Clearwater Energy Resources LLC	Vice President
Clearwater Energy Storage I, LLC	Vice President
Clearwater Solar I, LLC	Vice President
Clearwater Wind East, LLC	Vice President
Clearwater Wind Holdings, LLC	Vice President
Clearwater Wind I, LLC	Vice President
Clearwater Wind II, LLC	Vice President
Clearwater Wind III, LLC	Vice President
Clinton County Wind, LLC	Vice President
Clover Creek Holdings, LLC	Vice President
Cloverleaf Solar, LLC	Vice President
Coastal Prairie Solar, LLC	Vice President
Coffee County LFG, LLC	Vice President
Coldwater Creek Wind Energy, LLC	Vice President
Collins Energy Center, LLC	Vice President
Columbus Energy Storage, LLC	Vice President
Colwich Solar, LLC	Vice President
Comanche Renewables, LLC	Vice President
Comanche RNG Holdings, LLC	Vice President
Common Unit Holdings, LLC	Treasurer
Community Refuse Renewables, LLC	Vice President
Compadre Energy Storage, LLC	Vice President
Compadre Solar, LLC	Vice President
Constitution Solar, LLC	Vice President
Cool Springs Solar, LLC	Vice President
Coolidge Solar I, LLC	Vice President
Coram California Development, L.P.	Vice President
Coram Energy LLC	Vice President
Coram Tehachapi, LLC	Vice President
Corby Energy Storage, LLC	Vice President
Cordukes Solar LP, ULC	Vice President
Core Solar SPV VII, LLC	Vice President
Core Solar SPV XIX, LLC	Vice President
Cortland Energy Center, LLC	Vice President
Costigan Wind LP, ULC	Vice President

Cottonmouth Ranch Solar, LLC	Vice President
Cottonwood Wind Project Holdings, LLC	Vice President
Cottonwood Wind Project, LLC	Vice President
County Line Solar, LLC	Vice President
Cowboy Solar, LLC	Vice President
Cowley Solar, LLC	Vice President
CP II CAD Holdings LP GP, LLC	Vice President
CP II Funding GP, LLC	Vice President
CP II Funding GP, ULC	Vice President
CP II Holdings GP, Inc.	Vice President
CP II Holdings LP GP, ULC	Vice President
CP II Holdings LP, ULC	Vice President
Crosley Energy Center, LLC	Vice President
Crow Creek Solar, LLC	Vice President
Crowder Wind, LLC	Vice President
Crowned Ridge Bess Interconnection, LLC	Vice President
Crowned Ridge Energy Storage I, LLC	Vice President
Crowned Ridge Energy Storage II Holdings, LLC	Vice President
Crowned Ridge Energy Storage II, LLC	Vice President
Crowned Ridge Interconnection, LLC	Vice President
Crowned Ridge Thermal Storage, LLC	Vice President
Crowned Ridge Wind III, LLC	Vice President
Crowned Ridge Wind, LLC	Vice President
Crystal Lake Wind Energy I, LLC	Vice President
Crystal Lake Wind Energy II, LLC	Vice President
Crystal Lake Wind Energy III, LLC	Vice President
Cumberland County Renewables, LLC	Vice President
Cumberland Wind, LLC	Vice President
Cutler Brothers Class A Holdings, LLC	Vice President
Cutler Brothers Funding, LLC	Vice President
Cutler Brothers Holdings, LLC	Vice President
Cutler Brothers Portfolio, LLC	Vice President
Cutler Brothers, LLC	Vice President
Cypress Solar Energy, LLC	Vice President
Dallas Clean Energy McCommas Bluff, LLC	Vice President
Dallas Clean Energy, LLC	Vice President
Dallas County Solar, LLC	Vice President
Data Center Investments, LLC	Vice President
Data Center Logistics, LLC	Vice President and Treasurer
Davenport Solar, LLC	Vice President
Dawn Land Solar, LLC	Vice President
Day County Wind I, LLC	Vice President
Day County Wind II, LLC	Vice President
DCI Operating Co. 1, LLC	Vice President
DCI Operating Co. 2, LLC	Vice President
DCRBN Ventures Development and Acquisition, LLC	Vice President
DCRBN Ventures, LLC	Vice President
Decatur Energy Storage, LLC	Vice President
Decatur Solar Energy Center, LLC	Vice President
Declaration Energy Center, LLC	Vice President
Delta Bobcat Solar, LLC	Vice President
Denton Island Solar, LLC	Vice President
Descendant Ranch Energy Center, LLC	Vice President
Desert Peak Energy Center, LLC	Vice President
Desert Peak Energy Storage I, LLC	Vice President
Desert Peak Energy Storage II, LLC	Vice President
Desert Peak Energy Storage III, LLC	Vice President
Desert Sands Energy Center, LLC	Vice President
Desert Sands Energy Storage I, LLC	Vice President

Desert Sands Energy Storage II, LLC	Vice President
Desert Sunlight 250, LLC	Vice President
Desert Sunlight 300, LLC	Vice President
Desert Sunlight Holdings, LLC	Vice President
Dew Drop Solar, LLC	Vice President
DG 1 Acquisition Co., LLC	Vice President
DG 1, LLC	Vice President
DG 2024-2025 Holdings Blocker, LLC	Vice President
DG 2024-2025 Holdings, LLC	Vice President
DG ACWD I, LLC	Vice President
DG Adams Road, LLC	Vice President
DG Alameda Solar, LLC	Vice President
DG Alameda, LLC	Vice President
DG Amaze New Jersey, LLC	Vice President
DG Amaze, LLC	Vice President
DG AMP Solar, LLC	Vice President
DG Angleton, LLC	Vice President
DG Arboretum, LLC	Vice President
DG Arlington, LLC	Vice President
DG Barton, LLC	Vice President
DG Bella II, LLC	Vice President
DG Belle Valley, LLC	Vice President
DG Bellevue, LLC	Vice President
DG Blooming Grove Solar, LLC	Vice President
DG BOT Construction, LLC	Vice President
DG BOT OandM Services, LLC	Vice President
DG Bruin, LLC	Vice President
DG Buffalo Energy Storage, LLC	Vice President
DG Build Transfer Holdings, LLC	Vice President
DG California Solar, LLC	Vice President
DG Camden, LLC	Vice President
DG Capron, LLC	Vice President
DG Carr Road, LLC	Vice President
DG Central 1, LLC	Vice President
DG Central Holdings, LLC	Vice President
DG Central NJ Solar, LLC	Vice President
DG Charleston BTM, LLC	Vice President
DG CHP Holdings, LLC	Vice President
DG CHP NJ I, LLC	Vice President
DG CHP NJ II, LLC	Vice President
DG Clean Energy Solutions, LLC	Vice President
DG Coldwater MI, LLC	Vice President
DG Coleman, LLC	Vice President
DG Colonial, LLC	Vice President
DG Colorado Solar, LLC	Vice President
DG Colton Slover, LLC	Vice President
DG Colton, LLC	Vice President
DG Columbus Jackson Pike, LLC	Vice President
DG Columbus Southerly, LLC	Vice President
DG Concession Holdings, LLC	Vice President
DG Connecticut Solar II, LLC	Vice President
DG Connecticut Solar III, LLC	Vice President
DG Cooley, LLC	Vice President
DG County Line, LLC	Vice President
DG Development and Acquisition, LLC	Vice President
DG Dunlap, LLC	Vice President
DG Eagle Creek, LLC	Vice President
DG East St Louis BTM, LLC	Vice President
DG Egypt, LLC	Vice President

DG Elysian Lake, LLC	Vice President
DG Empire Bright, LLC	Vice President
DG Empire Lumen 2023, LLC	Vice President
DG Empire Shine, LLC	Vice President
DG Empire Sun, LLC	Vice President
DG Fairleigh, LLC	Vice President
DG Farmer City, LLC	Vice President
DG Fawn Lake, LLC	Vice President
DG Fuel Cell, LLC	Vice President
DG Gaines, LLC	Vice President
DG Galesburg, LLC	Vice President
DG Gamma, LLC	Vice President
DG George Millard, LLC	Vice President
DG Gerber Road Sacramento, LLC	Vice President
DG GSA Solar, LLC	Vice President
DG H2CA, LLC	Vice President
DG Halladay I, LLC	Vice President
DG Halladay II, LLC	Vice President
DG Hartford BTM, LLC	Vice President
DG Harvest 2023, LLC	Vice President
DG Harvest Solar, LLC	Vice President
DG Hebron, LLC	Vice President
DG Hydra, LLC	Vice President
DG Illinois BTM, LLC	Vice President
DG Illinois CS 2023, LLC	Vice President
DG Illinois CS II, LLC	Vice President
DG Illinois CS, LLC	Vice President
DG Illinois Solar, LLC	Vice President
DG Interconnection Holdings, LLC	Vice President
DG Investment Holdings, LLC	Vice President
DG Jamboree, LLC	Vice President
DG Josephine, LLC	Vice President
DG Kendall, LLC	Vice President
DG Kenmore, LLC	Vice President
DG Kern Ridge, LLC	Vice President
DG Kirkland, LLC	Vice President
DG Kosci, LLC	Vice President
DG Lake Road, LLC	Vice President
DG Lana'i, LLC	Vice President
DG LeRay, LLC	Vice President
DG LF Portfolio 2020, LLC	Vice President
DG LF Solar, LLC	Vice President
DG Limestone, LLC	Vice President
DG Linden New Jersey, LLC	Vice President
DG Linear West I, LLC	Vice President
DG MAC Holdings, LLC	Vice President
DG Maine CS, LLC	Vice President
DG Marching Arrow, LLC	Vice President
DG Marshall MI, LLC	Vice President
DG Massachusetts CS 2021, LLC	Vice President
DG Massachusetts CS, LLC	Vice President
DG Maumee, LLC	Vice President
DG Memphis, LLC	Vice President
DG Memphis, LLC	Vice President
DG Meridian Solar, LLC	Vice President
DG Mill Branch, LLC	Vice President
DG Minnesota CS 2021, LLC	Vice President
DG Minnesota CS II, LLC	Vice President
DG Minnesota CSG 1, LLC	Vice President

DG Minnesota CSG, LLC	Vice President
DG Moorman Creek, LLC	Vice President
DG Mount Morris West, LLC	Vice President
DG MSPG KR, LLC	Vice President
DG Nashville, LLC	Vice President
DG NE Holdings, LLC	Vice President
DG Nebraska Energy Storage, LLC	Vice President
DG New Jersey CS, LLC	Vice President
DG New Jersey K Int Rooftop CS, LLC	Vice President
DG New Jersey MSP CS, LLC	Vice President
DG New Jersey Solar, LLC	Vice President
DG New Jersey THP Rooftop CS, LLC	Vice President
DG New Mexico CS, LLC	Vice President
DG New York CS II, LLC	Vice President
DG New York CS III, LLC	Vice President
DG New York CS IV, LLC	Vice President
DG New York CS V, LLC	Vice President
DG New York CS, LLC	Vice President
DG New York Energy Storage, LLC	Vice President
DG New York Solar, LLC	Vice President
DG NF Northeast 1, LLC	Vice President
DG NF West 1, LLC	Vice President
DG NH Seabrook, LLC	Vice President
DG Niagara, LLC	Vice President
DG North Brunswick Solar II, LLC	Vice President
DG North Carolina WaterHub, LLC (Historical)	Vice President
DG Northeast 2020 Holdings, LLC	Vice President
DG Northeast 21, LLC	Vice President
DG Northeast Solar II, LLC	Vice President
DG Northeast Solar III, LLC	Vice President
DG Northeast Solar, LLC	Vice President
DG NY Collamer, LLC	Vice President
DG NY CS Garstar 2023, LLC	Vice President
DG NY CS Seable 2023, LLC	Vice President
DG NY CS Timelight 2023, LLC	Vice President
DG Oak Orchard, LLC	Vice President
DG Ohio CS, LLC	Vice President
DG Oregon CS I, LLC	Vice President
DG Oriskany Airport, LLC	Vice President
DG Orleans, LLC	Vice President
DG Outback Acres Solar, LLC	Vice President
DG Penwell North, LLC	Vice President
DG Pierpont, LLC	Vice President
DG Port Arthur, LLC	Vice President
DG Portfolio 2019 Holdings, LLC	Vice President
DG Portfolio 2019, LLC	Vice President
DG Portfolio 2021 Holdings, LLC	Vice President
DG Portfolio 2021, LLC	Vice President
DG Portfolio 2023 Holdings, LLC	Vice President
DG Portfolio 2023, LLC	Vice President
DG Portfolio Acquisition, LLC	Vice President
DG Potsdam Solar, LLC	Vice President
DG Project Construction Co., LLC	Vice President
DG Regulus, LLC	Vice President
DG Revolution, LLC	Vice President
DG Rhode Island Solar, LLC	Vice President
DG Riley Road, LLC	Vice President
DG Robinson BTM, LLC	Vice President
DG Rock Run, LLC	Vice President

DG Rodeo Solar, LLC	Vice President
DG Rolling Hills, LLC	Vice President
DG Roxana BTM, LLC	Vice President
DG Roxana CS, LLC	Vice President
DG Royalton, LLC	Vice President
DG San Ardo, LLC	Vice President
DG SB Holdings, LLC	Vice President
DG South Green, LLC	Vice President
DG Southwest Solar Portfolio 2019, LLC	Vice President
DG Spartan Solar, LLC	Vice President
DG Stockton S Austin, LLC	Vice President
DG Sundale, LLC	Vice President
DG SUNY Solar 1, LLC	Vice President
DG Texas WaterHub II, LLC (Historical)	Vice President
DG Texas WaterHub, LLC (Historical)	Vice President
DG Townline, LLC	Vice President
DG Troupsburg, LLC	Vice President
DG VDH BESS, LLC	Vice President
DG VEMV, LLC	Vice President
DG Vermont Solar, LLC	Vice President
DG Virginia CS, LLC	Vice President
DG Virginia WaterHub II, LLC (Historical)	Vice President
DG Volney, LLC	Vice President
DG Waipio, LLC	Vice President
DG Waterport, LLC	Vice President
DG West 1, LLC	Vice President
DG West 2021, LLC	Vice President
DG West 2023, LLC	Vice President
DG West Belleville, LLC	Vice President
DG West Holdings, LLC	Vice President
DG West River, LLC	Vice President
DG West Valley Solar, LLC	Vice President
DG Wheatfield II, LLC	Vice President
DG Wheatfield II, LLC	Vice President
DG Willowbrook, LLC	Vice President
DG WM Simi, LLC	Vice President
DG Wood River, LLC	Vice President
DG Woodbury Solar, LLC	Vice President
Diamond Rain Wind, LLC	Vice President
Diamondback Solar, LLC	Vice President
Dinosolar Holdings, LLC	Vice President
Dinosolar, LLC	Vice President
Distributed Energy Storage Associates, LLC	Vice President
Diver Solar, LLC	Vice President
Dodge County Wind, LLC	Vice President
Dodge Flat Energy Center, LLC	Vice President
Dodge Flat Energy Storage, LLC	Vice President
Dodge Flat Solar, LLC	Vice President
Dog Valley Solar, LLC	Vice President
Dogwood Wind Holdings, LLC	Vice President
Dogwood Wind, LLC	Vice President
Dogwood-Newberry Solar, LLC	Vice President
Dominguez Grid II, LLC	Vice President
Dominguez Grid, LLC	Vice President
Dooly Solar, LLC	Vice President
Dos Palmas Energy Storage, LLC	Vice President
Dothan Solar, LLC	Vice President
Dougherty County Energy Storage, LLC	Vice President
Dougherty County Solar LLC	Vice President

Dry Falls Energy Center, LLC	Vice President
Dry Lake East Energy Center II, LLC	Vice President
Dry Lake East Energy Center, LLC	Vice President
Dry Lake East Energy Storage I, LLC	Vice President
Dry Lake East Energy Storage II, LLC	Vice President
Dry Land Prairie Energy Storage, LLC	Vice President
Dry Land Prairie Solar, LLC	Vice President
Duane Arnold Solar Holdings, LLC	Vice President
Duane Arnold Solar II, LLC	Vice President
Duane Arnold Solar III, LLC	Vice President
Duane Arnold Solar IV, LLC	Vice President
Duane Arnold Solar V, LLC	Vice President
Dunn Wind, LLC	Vice President
Dunns Bridge Energy Storage, LLC	Vice President
Dunns Bridge Holdings II, LLC	Vice President
Dunns Bridge Holdings, LLC	Vice President
Dunns Bridge Solar II, LLC	Vice President
Dunns Bridge Solar LLC	Vice President
Dusty Rose Wind, LLC	Vice President
Eagle Crest Energy Acquisitions, LLC	Vice President
Eagle Road Solar, LLC	Vice President
East Durham Wind BC Holdings, ULC	Vice President
East Durham Wind Funding GP, LLC	Vice President
East Durham Wind Funding GP, ULC	Vice President
East Durham Wind GP, LLC	Vice President
East Durham Wind GP, ULC	Vice President
East Field Energy Storage, LLC	Vice President
East Light Energy Center, LLC	Vice President
East Point Energy Center, LLC	Vice President
Eastern Landfill Gas, LLC	Vice President
EBBB Holdings, LLC	Vice President
EBBB Portfolio, LLC	Vice President
Echo Divide Wind Holdings, LLC	Vice President
Echo Divide Wind, LLC	Vice President
Edmondson Ranch Wind Holdings, LLC	Vice President
EFH Merger Co., LLC	Treasurer
Eight Point Wind, LLC	Vice President
eIQ Advisors, LLC	Vice President
eIQ Mobility, Inc.	Vice President
Elderberry Solar, LLC	Vice President
Elk City II Wind Funding, LLC	Vice President
Elk City Renewables II, LLC	Vice President
Elk City Sholes Holdings, LLC	Vice President
Elk City Wind Holdings III, LLC	Vice President
Elk City Wind III, LLC	Vice President
Elk City Wind, LLC	Vice President
Elk Mountain Wind Energy, LLC	Vice President
Ellsworth Energy Storage, LLC	Vice President
Elmira Energy Storage GP, LLC	Vice President
Elmira Energy Storage GP, ULC	Vice President
Elmira Energy Storage LP, ULC	Vice President
Elmsthorpe Wind LP, ULC	Vice President
Elora Solar, LLC	Vice President
Eloy Valley Energy Center II, LLC	Vice President
Eloy Valley Energy Center III, LLC	Vice President
Eloy Valley Energy Center, LLC	Vice President
EMB Investments, Inc.	Vice President and Treasurer
Emerald Breeze Class A Holdings, LLC	Vice President
Emerald Breeze Funding, LLC	Vice President

Emerald Breeze Holdings, LLC	Vice President
Emerald Breeze, LLC	Vice President
Emerick Wind Holdings, LLC	Vice President
Emmons-Logan Energy Storage, LLC	Vice President
Emmons-Logan Wind Class A Holdings, LLC	Vice President
Emmons-Logan Wind Funding, LLC	Vice President
Emmons-Logan Wind Holdings, LLC	Vice President
Emmons-Logan Wind II, LLC	Vice President
Emmons-Logan Wind Interconnection, LLC	Vice President
Emmons-Logan Wind Portfolio, LLC	Vice President
Emmons-Logan Wind, LLC	Vice President
Endeavor Wind I, LLC	Vice President
Endeavor Wind II, LLC	Vice President
Energy Storage Holdings, LLC	Vice President
Energy Storage Projects (Distributed), LLC	Vice President
Energy Storage Projects (Utility), LLC	Vice President
Energy Storage Systems Holdings, LLC	Vice President
Enfield Solar, LLC	Vice President
Ensign Wind Energy, LLC	Vice President
Equinox Energy Center, LLC	Vice President
Erath County Solar, LLC	Vice President
ESI Altamont Acquisitions, Inc.	Vice President
ESI Bay Area GP, Inc.	Vice President
ESI Bay Area, Inc.	Vice President
ESI Energy, LLC	Treasurer
ESI Northeast Energy GP, LLC	Vice President
ESI Northeast Energy LP, LLC	Vice President
ESI Northeast Fuel Management, Inc.	Vice President
ESI Tehachapi Acquisitions, Inc.	Vice President
ESI Vansycle GP, Inc.	Vice President
ESI Vansycle LP, Inc.	Vice President
ESI West Texas Energy LP, LLC	Vice President
ESI West Texas Energy, Inc.	Vice President
Espresso Energy Storage, LLC	Vice President
EV Battery Storage, LLC	Vice President
EverBright Development, LLC	Treasurer
Everbright Financing 2023, LLC	Treasurer
EverBright, LLC	Treasurer
Excelsior Energy Center, LLC	Vice President
Fairfield Solar II, LLC	Vice President
Fairfield Solar, LLC	Vice President
Fairview Energy Storage, LLC	Vice President
Fairview Solar Holdings, LLC	Vice President
Farmington Solar, LLC	Vice President
Finchville Tpke LLC	Vice President
FireSide Natural Gas, LLC	Vice President
Firewheel Holdings, LLC	Vice President
Firewheel Transmission, LLC	Vice President
Firewheel Wind Energy A1, LLC	Vice President
Firewheel Wind Energy, LLC	Vice President
First State Solar, LLC	Vice President
Fish Springs Ranch Solar, LLC	Vice President
Flanagan Solar, LLC	Vice President
Flat Fork Solar, LLC	Vice President
Flatland Energy Storage, LLC	Vice President
Flatland Solar Energy, LLC	Vice President
Flatland Solar Holdings, LLC	Vice President
Florence Solar, LLC	Vice President
Florida Renewable Partners, LLC	Vice President

Florida Southeast Connection, LLC	Treasurer
FN Investments, LLC	Vice President and Treasurer
Forest Trace Solar, LLC	Vice President
Forgeview Solar, LLC	Vice President
Fort White PV1, LLC	Vice President
Fortuna GP, LLC	Vice President
Fortuna GP, ULC	Vice President
Fountain Rock Energy, LLC	Vice President
Four Sisters Energy Center, LLC	Vice President
Four Sisters Wind, LLC	Vice President
Fox Solar, LLC	Vice President
Foxtrot TE Holdings, LLC	Vice President
Foxtrot TE Portfolio, LLC	Vice President
Foxtrot Wind Class A Holdings, LLC	Vice President
Foxtrot Wind Funding, LLC	Vice President
Foxtrot Wind Holdings, LLC	Vice President
Foxtrot Wind, LLC	Vice President
FPL Energy Cape, LLC	Vice President
FPL Energy Green Power Wind, LLC	Vice President
FPL Energy Illinois Wind, LLC	Vice President
FPL Energy Mason LLC	Vice President
FPL Energy Montezuma Wind, LLC	Vice President
FPL Energy North Dakota Wind II, LLC	Vice President
FPL Energy North Dakota Wind, LLC	Vice President
FPL Energy Oklahoma Wind Finance, LLC	Vice President
FPL Energy SEGS III-VII GP, LLC	Vice President
FPL Energy SEGS III-VII LP, LLC	Vice President
FPL Energy Services, Inc.	Vice President and Treasurer
FPL Energy Solar Partners III-VII, LLC	Vice President
FPL Energy South Dakota Wind, LLC	Vice President
FPL Energy Spruce Point LLC	Vice President
FPL Energy Stateline II Holdings, LLC	Vice President
FPL Energy Stateline II, Inc.	Vice President
FPL Energy Texas Keir, LLC	Vice President
FPL Energy Texas Wind Marketing, LLC	Vice President
FPL Energy Texas, LLC	Vice President
FPL Energy Vansycle L.L.C.	Vice President
FPL Energy Wyman IV LLC	Vice President
FPL Energy Wyman LLC	Vice President
FPL Enersys, Inc.	Vice President and Treasurer
FPL Geo, LLC	Treasurer
FPL Historical Museum, Inc.	Director
FPL Historical Museum, Inc.	Vice President and Assistant Treasurer
FPL Investments, LLC	Vice President and Treasurer
FPL Project Management, LLC	Treasurer
FPL REDI-POWER, LLC	Vice President and Treasurer
FPL Recovery Funding LLC	Treasurer
FPL Services, LLC	Vice President and Treasurer
FPL Smart Services, LLC	Vice President and Treasurer
Frontier Utilities Intermediate Holding Company, LLC	Vice President
Frontier Utilities Northeast LLC	Vice President
Frontier Utilities, LLC	Vice President
FRP Caldwell Solar, LLC	Vice President
FRP Columbia County Solar, LLC	Vice President
FRP Forest Trail Solar, LLC	Vice President
FRP Gadsden County Solar, LLC	Vice President
FRP Gilchrist County Solar, LLC	Vice President
FRP Miller Solar, LLC	Vice President
FRP Peterson Solar, LLC	Vice President

FRP Tupelo Solar, LLC	Vice President
Fruitridge Solar, LLC	Vice President
Fulton Wind, LLC	Vice President
Funston Solar, LLC	Vice President
Fusion Solar, LLC	Vice President
Galesburg Wind Holdings, LLC	Vice President
Garden City Solar, LLC	Vice President
Garden Wind, LLC	Vice President
Garnet Energy Center, LLC	Vice President
Garrison Butte Holdings, LLC	Vice President
Garrison Butte Wind, LLC	Vice President
Gateway Solar Energy Center, LLC	Vice President
Gather Energy Storage, LLC	Vice President
Gator Campus Energy, LLC	Vice President
Geaux Solar, LLC	Vice President
Generation Repair and Service, LLC	Vice President
Genesis Purchaser Holdings, LLC	Vice President
Genesis Purchaser, LLC	Vice President
Genesis Solar Funding Holdings, LLC	Vice President
Genesis Solar Funding, LLC	Vice President
Genesis Solar Holdings, LLC	Vice President
Gentry Solar, LLC	Vice President
Georgia Longleaf Solar 1, LLC	Vice President
Gexa Energy California, LLC	Vice President
Gexa Energy Development, LLC	Vice President
GEXA Energy GP, LLC	Vice President
Gexa Energy Solutions, LLC	Vice President
Ghost Pine Energy Storage LP, ULC	Vice President
Gila Holdings, LLC	Vice President
Gila Hydrogen, LLC	Vice President
Gila Transmission, LLC	Vice President
Glass Hills Wind Project, LLC	Vice President
Glendive Wind, LLC	Vice President
Glennville Solar, LLC	Vice President
Glenridge Wind LP, ULC	Vice President
Goat Rock Solar, LLC	Vice President
Golden Cypress Home Class A Holdings, LLC	Vice President
Golden Cypress Home Financing, LLC	Vice President
Golden Cypress Home, LLC	Vice President
Golden Hills Interconnection, LLC	Vice President
Golden Hills North Wind, LLC	Vice President
Golden Hills Wind, LLC	Vice President
Golden Horizon Class A Holdings, LLC	Vice President
Golden Horizon Funding, LLC	Vice President
Golden Horizon Holdings, LLC	Vice President
Golden Horizon Portfolio Holdings, LLC	Vice President
Golden Horizon Portfolio, LLC	Vice President
Golden Horizon Renewables, LLC	Vice President
Golden Plains Class A Holdings, LLC	Vice President
Golden Plains, LLC	Vice President
Golden Sage Solar, LLC	Vice President
Golden Trail Solar Funding, LLC	Treasurer
Golden Trail Solar Holdings, LLC	Treasurer
Golden West Power Partners, LLC	Vice President
Golden West Wind Holdings, LLC	Vice President
Goldenrod Solar, LLC	Vice President
Goleta Grove Energy Storage, LLC	Vice President
Gopher Energy Storage, LLC	Vice President
Gordon Evans Energy Storage, LLC	Vice President

Goshen Wind BC Holdings, ULC	Vice President
Goshen Wind Funding GP, LLC	Vice President
Goshen Wind Funding GP, ULC	Vice President
Goshen Wind GP, LLC	Vice President
Goshen Wind GP, ULC	Vice President
GR Woodford Properties, LLC	Vice President
Grace Orchard Energy Center, LLC	Vice President
Grace Orchard Solar II, LLC	Vice President
Grace Orchard Solar III, LLC	Vice President
Grace Orchard Solar Interconnection, LLC	Vice President
Granite Reliable Power, LLC	Vice President
Grant Park Wind Holdings, LLC	Vice President
Grass Lake Solar Project, LLC	Vice President
Gray County Wind, LLC	Vice President
Grayhawk Wind Class A Holdings, LLC	Vice President
Grayhawk Wind Holdings, LLC	Vice President
Grayhawk Wind, LLC	Vice President
Grazing Yak Solar, LLC	Vice President
Great Plains Wind Class A Holdings, LLC	Vice President
Great Plains Wind Funding, LLC	Vice President
Great Plains Wind Holdings, LLC	Vice President
Great Plains Wind Portfolio, LLC	Vice President
Great Plains Wind, LLC	Vice President
Great Prairie Wind II, LLC	Vice President
Great Prairie Wind III, LLC	Vice President
Great Prairie Wind, LLC	Vice President
Greeley Energy Storage, LLC	Vice President
Greeley Wind Holdings, LLC	Vice President
Greeley Wind II, LLC	Vice President
Greeley Wind Nebraska, LLC	Vice President
Green Hydrogen Holdings, LLC	Vice President
Green Light Wind Holdings, LLC	Vice President
Green Mallard Solar, LLC	Vice President
Green Mountain Storage, LLC	Vice President
Green Pinnacle Holdings, LLC	Vice President
Green Ridge Power LLC	Vice President
Green Ridge Services LLC	Vice President
Green River Solar Holdings, LLC	Vice President
Green River Solar, LLC	Vice President
Greenbrier Solar, LLC	Vice President
Greenlee Solar, LLC	Vice President
Greensboro Solar Center, LLC	Vice President
Greenwood Solar I, LLC	Vice President
Greer Solar, LLC	Vice President
GridLiance East LLC	Vice President
GridLiance Eastern Holdings LLC	Vice President
GridLiance Heartland Holdings LLC	Vice President
GridLiance Heartland LLC	Vice President
GridLiance High Plains LLC	Vice President
GridLiance Holdco, LLC	Vice President
GridLiance Louisiana Capital, LLC	Vice President
GridLiance Louisiana Holdings, LLC	Vice President
GridLiance Louisiana, LLC	Vice President
GridLiance Management, LLC	Vice President
GridLiance Peaks, LLC	Vice President
GridLiance Southwest LLC	Vice President
GridLiance Texas Holdings LLC	Vice President
GridLiance Texas LLC	Vice President
GridLiance Transmission Investments LLC	Vice President

GridLiance West LLC	Vice President
GridLiance Western Holdings LLC	Vice President
Griffith Energy Storage, LLC	Vice President
Gruver Wind Interconnection, LLC	Vice President
Gruver Wind, LLC	Vice President
GSA Solar, LLC	Vice President
Guardian Solar, LLC	Vice President
Guthrie Solar, LLC	Vice President
Gypsum Wind, LLC	Vice President
Hackberry Creek Solar, LLC	Vice President
Hale Wind Energy II, LLC	Vice President
Hale Wind Energy III, LLC	Vice President
Hale Wind Energy, LLC	Vice President
Hancock County Wind, LLC	Vice President
Harbine Energy Center, LLC	Vice President
Hardy Creek Wind, ULC	Vice President
Harmony Florida Solar II, LLC	Vice President
Harmony Florida Solar, LLC	Vice President
Harquahala Flats Energy Storage II, LLC	Vice President
Harquahala Flats Energy Storage, LLC	Vice President
Harquahala Flats Holdings, LLC	Vice President
Harrison MO Solar, LLC	Vice President
Hart Wind Holdings, LLC	Vice President
Hart Wind Project, LLC	Vice President
Hartland Energy Storage, LLC	Vice President
Hartland North Dakota Wind, LLC	Vice President
Hatch Solar Energy Center I LLC	Vice President
Heartland Divide Wind II, LLC	Vice President
Heartland Divide Wind Project, LLC	Vice President
Helios Energy New York 13 LLC	Vice President
Helios Energy New York 15 LLC	Vice President
Helios Energy New York 2 LLC	Vice President
Helios Energy New York 9 LLC	Vice President
Heppner Lena Wind, LLC	Vice President
Heritage Wind LP, ULC	Vice President
Herrington Solar, LLC	Vice President
Hester Hill Solar, LLC	Vice President
Hickerson Energy Storage, LLC	Vice President
Hickerson Solar Holdings, LLC	Vice President
High Banks Wind, LLC	Vice President
High Bluff Solar, LLC	Vice President
High Country Energy Holdings, LLC	Vice President
High Desert Land Acquisition LLC	Vice President
High Hills Wind LP, ULC	Vice President
High Lonesome Mesa Investments, LLC	Vice President
High Lonesome Mesa Wind, LLC	Vice President
High Majestic Interconnection Services, LLC	Vice President
High Majestic Wind I, LLC	Vice President
High Majestic Wind II, LLC	Vice President
High Point Wind, LLC	Vice President
High River Energy Center, LLC	Vice President
High Spring Energy Holdings, LLC	Vice President
High Spring Grid, LLC	Vice President
High Spring Land Enterprises, LLC	Vice President
High Spring Solar Energy II, LLC	Vice President
High Spring Solar Energy, LLC	Vice President
High Tree Solar, LLC	Vice President
High Winds Energy Storage, LLC	Vice President
High Winds, LLC	Vice President

Highgate Solar I, LLC	Vice President
Highland Solar I, LLC	Vice President
Highland Solar II, LLC	Vice President
Hinckley Solar, LLC	Vice President
Hinton Creek Solar II, LLC	Vice President
Hinton Creek Solar, LLC	Vice President
HL Solar LLC	Vice President
Holly Ridge Energy Center, LLC	Vice President
Home Warranty of the Midwest, Inc.	Vice President and Treasurer
Horse Hollow Wind I, LLC	Vice President
Horse Hollow Wind II, LLC	Vice President
Horse Hollow Wind III Energy Storage, LLC	Vice President
Horse Hollow Wind III, LLC	Vice President
Horse Hollow Wind IV, LLC	Vice President
Horse Ridge TE Holdings, LLC	Vice President
Horse Ridge TE Portfolio, LLC	Vice President
Horse Ridge Wind Class A Holdings, LLC	Vice President
Horse Ridge Wind Funding, LLC	Vice President
Horse Ridge Wind Holdings, LLC	Vice President
Horse Ridge Wind Portfolio, LLC	Vice President
Horse Ridge Wind, LLC	Vice President
Horseshoe Lake Solar, LLC	Vice President
Houma Solar, LLC	Vice President
Hubbard II Energy Storage, LLC	Vice President
Hubbard Wind II, LLC	Vice President
Hubbard Wind, LLC	Vice President
Hudson Falls ADS, LLC	Vice President
Hudson Falls Bonus, LLC	Vice President
Hudson Falls Funding, LLC	Vice President
Hudson Falls Holdings, LLC	Vice President
Hudson Falls MACRS, LLC	Vice President
Hugoton Wind, LLC	Vice President
Huron Wind, LLC	Vice President
Hutt Wind Holdings, LLC	Vice President
Independence Solar Energy, LLC	Vice President
Indian Mesa Wind, LLC	Vice President
Indiantown Cogeneration Funding Corporation	Vice President and Treasurer
Indiantown Cogeneration, L.P.	Vice President and Treasurer
Indigo Plains Solar Class B Holdings, LLC	Vice President
Indigo Plains Solar Funding, LLC	Vice President
Indigo Plains Solar Holdings, LLC	Vice President
Indigo Plains Solar, LLC	Vice President
Inertia Energy Storage, LLC	Vice President
Inertia Interconnect, LLC	Vice President
Inertia Solar Project, LLC	Vice President
Inertia Wind Project, LLC	Vice President
Inertia WS Holdings, LLC	Vice President
Inventus Holdings, LLC	Vice President
Irish Creek Wind, LLC	Vice President
Iron City Solar, LLC	Vice President
Isanti County Energy Storage, LLC	Vice President
Ivy Solar, LLC	Vice President
Jackalope Wind II Holdings, LLC	Vice President
Jackalope Wind II, LLC	Vice President
Jackalope Wind, LLC	Vice President
Jackson Fuller Energy Storage, LLC	Vice President
Jackson Solar Energy, LLC	Vice President
Jasper White Wind, LLC	Vice President
Java Solar, LLC	Vice President

Javelina Interconnection, LLC	Vice President
Javelina Wind Energy Holdings, LLC	Vice President
Javelina Wind Energy II, LLC	Vice President
Javelina Wind Energy, LLC	Vice President
Javelina Wind Funding, LLC	Vice President
Javelina Wind Holdings II, LLC	Vice President
Javelina Wind Holdings III, LLC	Vice President
Jefferson County Solar, LLC	Vice President
Jeffrey Solar, LLC	Vice President
J-HAJ Entourage, LLC	Vice President
Joplin Solar, LLC	Vice President
Jordan Creek Wind Farm LLC	Vice President
Kaufman Solar, LLC	Vice President
Keay Brook Energy Center, LLC	Vice President
Keene Branch Solar, LLC	Vice President
Kennebec Solar, LLC	Vice President
Kenockee Energy Storage, LLC	Vice President
Kepler Energy Storage, LLC	Vice President
Kerwood Wind BC Holdings, ULC	Vice President
Kerwood Wind Funding GP, LLC	Vice President
Kerwood Wind Funding GP, ULC	Vice President
Kerwood Wind GP, LLC	Vice President
Kerwood Wind GP, ULC	Vice President
Key Energy Storage, LLC	Vice President
Keystone State Renewables, LLC	Vice President
Kiefer Landfill Generating II LLC	Vice President
Kiefer Landfill Generating III, LLC	Vice President
Kinderwood BPE, LLC	Vice President
Kinderwood Wind Funding, LLC	Vice President
Kinderwood Wind Holdings, LLC	Vice President
Kinderwood Wind, LLC	Vice President
King Mountain Energy Storage, LLC	Vice President
King Mountain Solar, LLC	Vice President
King Mountain Upton Wind, LLC	Vice President
Kingman Wind Energy I, LLC	Vice President
Kingman Wind Energy II, LLC	Vice President
Kingman Wind I, LLC	Vice President
Kingman Wind II, LLC	Vice President
Kinnick Wind Class A Holdings, LLC	Vice President
Kinnick Wind Funding, LLC	Vice President
Kinnick Wind Holdings, LLC	Vice President
Kinnick Wind Portfolio Holdings, LLC	Vice President
Kinnick Wind Portfolio, LLC	Vice President
Kinnick Wind, LLC	Vice President
Kinsella Energy Center, LLC	Vice President
Kitscoty Wind LP, ULC	Vice President
Knox County Wind Farm LLC	Vice President
Kola Energy Storage II, LLC	Vice President
Kola Energy Storage, LLC	Vice President
Kola Interconnect, LLC	Vice President
Kolach Creek Wind, LLC	Vice President
Kontiki Holdings, LLC	Vice President
Kossuth County Wind Class A Holdings, LLC	Vice President
Kossuth County Wind Holdings, LLC	Vice President
Kossuth County Wind, LLC	Vice President
KPB Financial Corp.	Vice President and Treasurer
Kramer Junction Solar Funding, LLC	Vice President
Krona Solar Holdings, LLC	Vice President
La Casa Wind, LLC	Vice President

La Cygne Solar, LLC	Vice President
La Osa Solar Holdings, LLC	Vice President
La Osa Solar LLC	Vice President
La Salle County Gas Producing, LLC	Vice President
Lacy Creek Energy Storage, LLC	Vice President
Lacy Creek Holdings, LLC	Vice President
Lacy Creek Wind, LLC	Vice President
Lacy Creek Windpower, LLC	Vice President
Lake Erie Canada Holdings ULC	Vice President
Lake Erie Connector Transmission, LLC	Vice President
Lake Erie Transmission Holdings, LLC	Vice President
Lake Erie US Holdings, LLC	Vice President
Lake Manatee Solar, LLC	Vice President
Lake Whitney Solar, LLC	Vice President
Lakeco Holding, LLC	Vice President
Langdon Renewables, LLC	Vice President
Larksong Wind, LLC	Vice President
Las Animas Wind, LLC	Vice President
Lawrensol Solar, LLC	Vice President
LEC GP Inc.	Vice President
LEC Transmission Project Holdings, LLC	Vice President
Lee North, LLC	Vice President
Legends Wind Funding, LLC	Vice President
Legends Wind Holdings, LLC	Vice President
Legends Wind, LLC	Vice President
LES Project Holdings LLC	Vice President
Levy Lake Solar, LLC	Vice President
Liberty Grand Solar, LLC	Vice President
Limon Logan Fundings, LLC	Vice President
Limon Logan Holdings, LLC	Vice President
Limon Wind II, LLC	Vice President
Limon Wind III Holdings, LLC	Vice President
Limon Wind III, LLC	Vice President
Limon Wind, LLC	Vice President
Lincoln Mill Solar, LLC	Vice President
Linear DG, LLC	Vice President
Little Ashdown Solar, LLC	Vice President
Little Blue Wind II, LLC	Vice President
Little Blue Wind Project, LLC	Vice President
Live Oak Energy Storage Center, LLC	Vice President
Live Oak Solar, LLC	Vice President
Living Skies Solar 10 LP, ULC	Vice President
Lock Energy Center, LLC	Vice President
Logan Branch Solar, LLC	Vice President
Logan Energy Holdings, LLC	Vice President
Logan Wind Energy LLC	Vice President
Lone Grove Energy Storage, LLC	Vice President
Lone Pine Solar, LLC	Vice President
Lone Star Transmission, LLC	Vice President
Long Branch Solar, LLC	Vice President
Long Island Energy Generation, LLC	Vice President
Long Island Energy Storage Holdings, LLC	Vice President
Long Island Peaker Holdings, LLC	Vice President
Long Island Solar Holdings, LLC	Vice President
Longleaf Solar Fundings, LLC	Vice President
Longleaf Solar Holdings, LLC	Vice President
Longleaf Solar, LLC	Vice President
Lorenzo Wind, LLC	Vice President
Loring Solar, LLC	Vice President

Lotus Energy Center, LLC	Vice President
Lovington Solar, LLC	Vice President
Lowell Solar, LLC	Vice President
Lower Crossing Wind LLC	Vice President
Lower Road II LLC	Vice President
Lower Road III LLC	Vice President
Lumberjack Pines Energy Center, LLC	Vice President
Luz LP Acquisition, LLC	Vice President
Maclins Solar, LLC	Vice President
Madrid Bend Solar, LLC	Vice President
Magnolia State Solar, LLC	Vice President
Magnolia Waves Class A Holdings, LLC	Vice President
Magnolia Waves Funding, LLC	Vice President
Magnolia Waves Holdings, LLC	Vice President
Magnolia Waves, LLC	Vice President
Magpie Energy Center, LLC	Vice President
Mahogany Solar, LLC	Vice President
Malden Solar, LLC	Vice President
Mammoth Plains Wind Project Holdings, LLC	Vice President
Mammoth Plains Wind Project, LLC	Vice President
Mammoth Plains Wind, LLC	Vice President
Mango Palms Funding, LLC	Vice President
Mango Palms Holdings, LLC	Vice President
Manila Solar, LLC	Vice President
Mantua Creek Solar, LLC	Vice President
Manufacturing Investments, LLC	Vice President
Marble Ridge Class A Holdings, LLC	Vice President
Marble Ridge Funding, LLC	Vice President
Marble Ridge Holdings, LLC	Vice President
Marble Ridge, LLC	Vice President
Marmaton Wind I, LLC	Vice President
Marmaton Wind II, LLC	Vice President
Mars Energy Storage 1 LLC	Vice President
Mars Energy Storage 2 LLC	Vice President
Mars Energy Storage 3 LLC	Vice President
Mars Energy Storage 4 LLC	Vice President
Marshall Solar, LLC	Vice President
Mason Valley Energy Center, LLC	Vice President
Mattawa Energy Storage, LLC	Vice President
Mattoon Solar, LLC	Vice President
Maverick Wind Class A Holdings, LLC	Vice President
Maverick Wind Funding, LLC	Vice President
Maverick Wind Holdings, LLC	Vice President
Maverick Wind, LLC	Vice President
Mayhew Creek Solar, LLC	Vice President
McAdam Wind LP, ULC	Vice President
McClain Energy Storage, LLC	Vice President
McClain Solar, LLC	Vice President
McClain Wind, LLC	Vice President
McCommas Bluff Holdings LLC	Vice President
McCoy Solar Funding, LLC	Vice President
McCoy Solar Holdings, LLC	Vice President
McCoy Solar, LLC	Vice President
McFarland Energy Storage, LLC	Vice President
McIntosh Solar, LLC	Vice President
McKay Wind Class A Holdings, LLC	Vice President
McKay Wind Holdings, LLC	Vice President
McKay Wind, LLC	Vice President
McMullen Road LLC	Vice President

McPherson Wind, LLC	Vice President
Meigs County Solar, LLC	Vice President
Meridian Wind Energy, LLC	Vice President
Merom Solar, LLC	Vice President
Mesaville Solar, LLC	Vice President
Meyersdale Wind II, LLC	Vice President
Michigan Wind Renewables, LLC	Vice President
Midwest Energy, Inc.	Vice President
Midwest Solar Transaction Holdings, LLC	Vice President
Minco II Energy Storage, LLC	Vice President
Minco IV and V Interconnection, LLC	Vice President
Minco Wind Energy II, LLC	Vice President
Minco Wind Energy III, LLC	Vice President
Minco Wind I, LLC	Vice President
Minco Wind Interconnection Services, LLC	Vice President
Minco Wind IV, LLC	Vice President
Minco Wind V, LLC	Vice President
Minudie Wind LP, ULC	Vice President
Minuteman Energy Storage, LLC	Vice President
Mirasol Energy Center, LLC	Vice President
Mistflower Solar, LLC	Vice President
Mitchell Wind, LLC	Vice President
Mobility Energy Holdings, LLC	Vice President
Mobility Infrastructure Contracting, LLC	Vice President
Mobility Infrastructure Development, LLC	Vice President
Mobility Infrastructure, LLC	Vice President
Moca Solar Farm, LLC	Vice President
Mohave County Wind Farm LLC	Vice President
Mohawk View Solar, LLC	Vice President
Monarch Creek Wind Holdings, LLC	Vice President
Monarch Creek Wind LLC	Vice President
Monarch Wind Holdings, LLC	Vice President
Monarch Wind, LLC	Vice President
Mondu Solar, LLC	Vice President
Montezuma Energy Storage, LLC	Vice President
Montezuma II Energy Storage, LLC	Vice President
Montgomery County Solar, LLC	Vice President
Montgomery Solar, LLC	Vice President
Montville Energy Center, LLC	Vice President
Moon Crater Energy Center, LLC	Vice President
Moonlight Bay Class A Holdings, LLC	Vice President
Moonlight Bay Renewables, LLC	Vice President
Moonlight Wind, LLC	Vice President
Moose Creek Wind, LLC	Vice President
Moose Wind, LLC	Vice President
Morning Star Blue, LLC	Vice President
Moss Creek Solar, LLC	Vice President
Moss Hill Holdings, LLC	Vice President
Moss Hill LLC	Vice President
Mount Copper GP, Inc.	Vice President
Mount Miller GP, ULC	Vice President
Mount Miller Holdco, LLC	Vice President
Mount Miller Holdco, ULC	Vice President
Mount Miller Holdings GP, LLC	Vice President
Mount Miller Holdings GP, ULC	Vice President
Mount Vernon Battery Storage, LLC	Vice President
Mountain Sunrise Funding, LLC	Vice President
Mountain Sunrise Portfolio, LLC	Vice President
Mountain Sunrise Solar, LLC	Vice President

Mountain View Solar Holdings, LLC	Vice President
Mountain View Solar, LLC	Vice President
Mountainside Wind, LLC	Vice President
MRPC Holdings LLC	Vice President
Muhlenberg Solar, LLC	Vice President
Mulqueeney Ranch PS, LLC	Vice President
Muscov Energy Center, LLC	Vice President
Muskingum Solar, LLC	Vice President
NAPS DG, LLC	Vice President
NAPS Wind, LLC	Vice President
Nashua Energy Storage, LLC	Vice President
NE LFG I, LLC	Vice President
NE Otay, LLC	Vice President
Nearman Creek Energy Storage, LLC	Vice President
NEE Acquisition Sub I, LLC	Treasurer
Nelson Hills Energy Storage, LLC	Vice President
Neptune Energy Center II, LLC	Vice President
Neptune Energy Center, LLC	Vice President
New England Energy Storage, LLC	Vice President
New Landing Solar, LLC	Vice President
New Liberty Energy, LLC	Vice President
New Madrid Solar, LLC	Vice President
New Mexico Wind, LLC	Vice President
New Nightingale, LLC	Vice President
New Salem Wind Class A Holdings I, LLC	Vice President
New Salem Wind Funding I, LLC	Vice President
New Salem Wind Holdings I, LLC	Vice President
New Salem Wind I, LLC	Vice President
New Salem Wind II, LLC	Vice President
New Salem Wind Project, LLC	Vice President
NextCity Networks Alabama, LLC	Vice President and Treasurer
NextCity Networks Arizona, LLC	Vice President and Treasurer
NextCity Networks Arkansas, LLC	Vice President and Treasurer
NextCity Networks Colorado, LLC	Vice President and Treasurer
NextCity Networks Georgia, LLC	Vice President and Treasurer
NextCity Networks Holdings, LLC	Vice President and Treasurer
NextCity Networks Idaho, LLC	Vice President and Treasurer
NextCity Networks Illinois, LLC	Vice President and Treasurer
NextCity Networks Indiana, LLC	Vice President and Secretary
NextCity Networks Iowa, LLC	Vice President and Treasurer
NextCity Networks Kansas, LLC	Vice President and Treasurer
NextCity Networks Maryland, LLC	Vice President and Treasurer
NextCity Networks Michigan, LLC	Vice President and Treasurer
NextCity Networks Minnesota, LLC	Vice President and Treasurer
NextCity Networks Missouri, LLC	Vice President and Treasurer
NextCity Networks Nebraska, LLC	Vice President and Treasurer
NextCity Networks New York, LLC	Vice President and Treasurer
NextCity Networks Ohio, LLC	Vice President and Treasurer
NextCity Networks Oklahoma, LLC	Vice President and Treasurer
NextCity Networks Oregon, LLC	Vice President and Treasurer
NextCity Networks Pennsylvania, LLC	Vice President and Treasurer
NextCity Networks South Carolina, LLC	Vice President and Treasurer
NextCity Networks Telecom, LLC	Vice President and Treasurer
NextCity Networks Texas, LLC	Vice President and Treasurer
NextCity Networks Utah, LLC	Vice President and Treasurer
NextCity Networks Virginia, LLC	Vice President and Treasurer
NextCity Networks Washington, LLC	Vice President and Treasurer
NextCity Networks West Virginia, LLC	Vice President and Treasurer
NextCity Networks Wisconsin, LLC	Vice President and Treasurer

NextCity Networks, LLC	Vice President and Treasurer
NextEra Blythe Solar Energy Center, LLC	Vice President
NextEra Canada Constructors, LLC	Vice President
NextEra Canada Development GP, LLC	Vice President
NextEra Canadian IP, Inc.	Vice President
NextEra Clean Energy Solutions, LLC	Vice President
NextEra Desert Center Blythe, LLC	Vice President
NextEra Desert Sunlight Holdings, LLC	Vice President
NextEra DG QOF Holdco, LLC	Vice President
NextEra Energy Canada GP, LLC	Vice President and Treasurer
NextEra Energy Canada Storage LP, ULC	Vice President
NextEra Energy Canadian Holdings, ULC	Vice President and Treasurer
NextEra Energy Capital Holdings, Inc.	Director
NextEra Energy Capital Holdings, Inc.	Vice President and Treasurer
NextEra Energy DG Qualified Opportunity Zone Business, LLC	Vice President
NextEra Energy Equipment Leasing, LLC	Treasurer
NextEra Energy Equity Partners GP, LLC	Treasurer
NextEra Energy Foundation, Inc.	Vice President and Assistant Treasurer
NextEra Energy Gas Producing Holdings, LLC	Vice President
NextEra Energy Gas Producing Wyoming, LLC	Vice President
NextEra Energy Gas Producing, LLC	Vice President
NextEra Energy Maine, LLC	Vice President
NextEra Energy Management Partners GP, LLC	Treasurer
NextEra Energy NextBridge Holding, ULC	Vice President
NextEra Energy Oklahoma Transmission Holdings, LLC	Vice President
NextEra Energy Pipeline Development and Acquisitions, LLC	Vice President
NextEra Energy Pipeline Holdings, LLC	Vice President
NextEra Energy Pipeline Services, LLC	Vice President and Treasurer
NextEra Energy Producer Services, LLC	Vice President
NextEra Energy Qualified Opportunity Fund III, LLC	Vice President
NextEra Energy Qualified Opportunity Fund, LLC	Vice President
NextEra Energy Qualified Opportunity Zone Business I, LLC	Vice President
NextEra Energy Qualified Opportunity Zone Business III, LLC	Vice President
NextEra Energy Qualified Opportunity Zone Business IV, LLC	Vice President
NextEra Energy Renewables Holdings, LLC	Vice President
NextEra Energy Resources Acquisitions, LLC	Vice President
NextEra Energy Resources Development, LLC	Vice President
NextEra Energy Resources Interconnection Holdings, LLC	Vice President
NextEra Energy Resources Partners Holdings, LLC	Treasurer
NextEra Energy Resources Partners, LLC	Treasurer
NextEra Energy Resources, LLC	Treasurer
NextEra Energy Services Acquisitions, LLC	Vice President
NextEra Energy Services Arizona, LLC	Vice President
NextEra Energy Services Connecticut, LLC	Vice President
NextEra Energy Services Delaware, LLC	Vice President
NextEra Energy Services Development, LLC	Vice President
NextEra Energy Services District of Columbia, LLC	Vice President
NextEra Energy Services Florida, LLC	Vice President
NextEra Energy Services Georgia, LLC	Vice President
NextEra Energy Services Holdings, LLC	Vice President
NextEra Energy Services Illinois, LLC	Vice President
NextEra Energy Services Maine, LLC	Vice President
NextEra Energy Services Maryland, LLC	Vice President
NextEra Energy Services Massachusetts, LLC	Vice President
NextEra Energy Services Michigan, LLC	Vice President
NextEra Energy Services Midwest, LLC	Vice President
NextEra Energy Services New Hampshire, LLC	Vice President
NextEra Energy Services New Jersey, LLC	Vice President
NextEra Energy Services New York, LLC	Vice President

NextEra Energy Services Ohio, LLC	Vice President
NextEra Energy Services Pennsylvania, LLC	Vice President
NextEra Energy Services Rhode Island, LLC	Vice President
NextEra Energy Services, LLC	Vice President
NextEra Energy Solar Development, LLC	Vice President
NextEra Energy Solar Holdings, LLC	Vice President
NextEra Energy Solutions, LLC	Vice President
NextEra Energy Transmission Funding, LLC	Vice President and Secretary
Nextera Energy Transmission Holdings, LLC	Vice President and Treasurer
NextEra Energy Transmission MARL Holdings, LLC	Vice President
NextEra Energy Transmission MidAtlantic Holdings, LLC	Vice President
NextEra Energy Transmission New York Holdings, LLC	Vice President
Nextera Energy Transmission Virginia, Inc.	Vice President
NextEra Energy Transmission, LLC	Vice President
NextEra Energy Victory Solar I, LLC	Vice President
NextEra Energy, Inc.	Treasurer and Assistant Secretary
NextEra Home, LLC	Vice President and Treasurer
NextEra Infrastructure, LLC	Treasurer
NextEra Lighting and Metering Solutions, LLC	Vice President and Treasurer
NextEra Maine Fossil, LLC	Vice President
NextEra Mobility, LLC	Vice President
NextEra QOF Holdco, LLC	Vice President
NextEra Qualified Opportunity Fund DG, LLC	Vice President
NextEra Qualified Opportunity Fund II, LLC	Vice President
NextEra Renewable Fuels Development, LLC	Vice President
NextEra Renewable Fuels Investment Company, LLC	Vice President
NextEra Renewable Fuels Service Company, LLC	Vice President
NextEra Renewable Fuels, LLC	Vice President
NextEra Retail of Texas GP, LLC	Vice President
NextEra Southeast Hydrogen Network, LLC	Vice President
NextEra Strategic Energy Services, LLC	Vice President
NextEra Texas Acquisition Holdco, LLC	Vice President
NextEra Texas Acquisition LP, LLC	Vice President
NextEra US Gas Assets, LLC	Vice President
NextEra Water Texas, LLC	Vice President
NextEra Water, LLC	Vice President
Ninnescah Flats Energy Storage, LLC	Vice President
Ninnescah Flats Solar, LLC	Vice President
Ninnescah Thermal Storage, LLC	Vice President
Ninnescah Wind Energy LLC	Vice President
Ninnescah Wind Renewables, LLC	Vice President
Nitro Renewables Holdings, LLC	Vice President
Nitro Renewables, LLC	Vice President
Niyol Solar, LLC	Vice President
Niyol Wind, LLC	Vice President
Nokota Wind Holdings, LLC	Vice President
Nokota Wind, LLC	Vice President
North American Power Systems, LLC	Vice President
North Bay Interconnect, LLC	Vice President
North Bayside Solar, LLC	Vice President
North Brunswick Solar LLC	Vice President
North Central Valley Energy Storage, LLC	Vice President
North Coast Solar, LLC	Vice President
North Dakota Energy Storage, LLC	Vice President
North Dakota Wind III, LLC	Vice President
North Fork Wind Farm, LLC	Vice President
North Gilliam Energy Center, LLC	Vice President
North Gilliam Wind, LLC	Vice President
North Park Energy, LLC	Vice President

North Plains Wind I, LLC	Vice President
North Sky River Energy, LLC	Vice President
North Sky River Land Holdings, LLC	Vice President
Northern Colorado Holdings, LLC	Vice President
Northern Colorado Interconnect, LLC	Vice President
Northern Colorado Wind Energy Center II, LLC	Vice President
Northern Colorado Wind Energy Center, LLC	Vice President
Northern Divide Energy Storage, LLC	Vice President
Northern Divide Wind, LLC	Vice President
Northern Hill Solar, LLC	Vice President
Northern Light Solar, LLC	Vice President
Northline Energy Center, LLC	Vice President
Northpoint I Wind LP, ULC	Vice President
Northpoint II Wind LP, ULC	Vice President
Northwest Light, LLC	Vice President
Northwest Wind Holdings, LLC	Vice President
Novus Wind V, LLC	Vice President
Novus Wind VI, LLC	Vice President
NSF Coventry Site 2, LLC	Vice President
NSF Coventry Site 3, LLC	Vice President
NSF Enfield Site 1, LLC	Vice President
NSF Enfield Site 2, LLC	Vice President
NSF Enfield Site 3, LLC	Vice President
NSF Torrey Site 1, LLC	Vice President
NSF Torrey Site 2, LLC	Vice President
NSF Torrey Site 3, LLC	Vice President
Nutmeg Solar Funding, LLC	Vice President
Nutmeg Solar Holdings, LLC	Vice President
Nutmeg Solar, LLC	Vice President
NWE Holding, LLC	Vice President
NYC EPort 1, LLC	Vice President
NZ Lobos Solar Holdings, LLC	Vice President
Ocean Energy Holdings, LLC	Vice President
Octo Wind, LLC	Vice President
Odyssey Solar Funding, LLC	Treasurer
Odyssey Solar Holdings, LLC	Treasurer
Oklahoma Land Acquisition Company, LLC	Vice President
Oklahoma Wind, LLC	Vice President
Okolona Solar, LLC	Vice President
Old Glory Energy Storage, LLC	Vice President
Old Mill Holdings, LLC	Vice President
Old Mill Solar Partners, LLC	Vice President
Oleander Holdings, LLC	Vice President
Oleander Power Project GP, LLC	Vice President
Oleander Power Project LP, LLC	Vice President
Oliver Wind Energy Center II, LLC	Vice President
Oliver Wind I, LLC	Vice President
Oliver Wind III, LLC	Vice President
Oliver Wind IV, LLC	Vice President
Omega Solar, LLC	Vice President
Orange County Distributed Energy Storage I, LLC	Vice President
Orange County Distributed Energy Storage II, LLC	Vice President
Orange Grove Title Holdings, LLC	Vice President
Orbit Bloom Energy, LLC	Vice President
Orchard Energy Storage, LLC	Vice President
Osborn Wind Energy, LLC	Vice President
Osborn Wind II, LLC	Vice President
Oslo Wind Acquisition, LLC	Vice President
Oslo Wind, LLC	Vice President

Owensboro Solar, LLC	Vice President
OYA Blanchard Road 2 LLC	Vice President
OYA Great Lakes Seaway LLC	Vice President
OYA NYS RTE 12 LLC	Vice President
Pacific Energy Solutions LLC	Vice President
Pacific Plains Wind Class A Holdings, LLC	Vice President
Pacific Plains Wind, LLC	Vice President
Pacific Power Investments, LLC	Vice President
Palm Power LLC	Vice President and Treasurer
Palmetto Vines Solar, LLC	Vice President
Palmwood Wind Class A Holdings, LLC	Vice President
Palmwood Wind Funding, LLC	Vice President
Palmwood Wind Holdings, LLC	Vice President
Palmwood Wind Portfolio, LLC	Vice President
Palmwood Wind, LLC	Vice President
Palo Duro Wind Energy II, LLC	Vice President
Palo Duro Wind Energy, LLC	Vice President
Palo Duro Wind Interconnection Services, LLC	Vice President
Palo Duro Wind Portfolio, LLC	Vice President
Palo Duro Wind Project Holdings, LLC	Vice President
Palo Duro Wind, LLC	Vice President
Palomino Wind Holdings, LLC	Vice President
Palomino Wind, LLC	Vice President
Pamplico-Florence Solar, LLC	Vice President
Pana Solar, LLC	Vice President
Panama Energy Center, LLC	Vice President
Panama Wind, LLC	Vice President
Pandora Solar, LLC	Vice President
Panhandle Solar, LLC	Vice President
Panther Forge Funding, LLC	Vice President
Panther Forge Holdings, LLC	Vice President
Panther Forge Solar, LLC	Vice President
Panther Forge Wind, LLC	Vice President
Paradise Solar Urban Renewal, L.L.C.	Vice President
Parry Energy Storage GP, LLC	Vice President
Parry Energy Storage GP, ULC	Vice President
Parry Energy Storage LP, ULC	Vice President
Paso Bronco Holdings, LLC	Vice President
Paso Bronco, LLC	Vice President
Paxton Solar, LLC	Vice President
Peach Grove Class A Holdings, LLC	Vice President
Peach Grove Funding, LLC	Vice President
Peach Grove Holdings, LLC	Vice President
Peach Grove Portfolio, LLC	Vice President
Peach Grove, LLC	Vice President
Pecan Creek Wind, LLC	Vice President
Pee Dee Solar Center, LLC	Vice President
Peetz Logan Interconnect, LLC	Vice President
Peetz Table Wind, LLC	Vice President
Pegasus Wind, LLC	Vice President
Penobscot Wind, LLC	Vice President
Pere Marquette Energy Storage, LLC	Vice President
Perrin Ranch Energy Storage, LLC	Vice President
Perrin Ranch Wind, LLC	Vice President
Perry County Solar, LLC	Vice President
Persica Energy Storage, LLC	Vice President
Persica Solar II, LLC	Vice President
Persica Solar, LLC	Vice President
Petersburg Energy Center Holdings, LLC	Vice President

Pheasant Run Wind Holdings, LLC	Vice President
Pheasant Run Wind, LLC	Vice President
Piedmont Solar, LLC	Vice President
Piedmont Waterhub, LLC (Historical)	Vice President
Pierce County Energy Center, LLC	Vice President
Pima Energy Storage System, LLC	Vice President
Pimlico Energy Center, LLC	Vice President
Pinal Central Energy Center Holdings, LLC	Vice President
Pinal Central Energy Center, LLC	Vice President
Pinal Central Energy Storage, LLC	Vice President
Pine Belt Solar, LLC	Vice President
Pine Brooke Class A Holdings, LLC	Vice President
Pine Brooke Funding, LLC	Vice President
Pine Brooke, LLC	Vice President
Pine Nut Energy Center, LLC	Vice President
Pine Straw Solar, LLC	Vice President
Pinehurst Solar, LLC	Vice President
Pinewood Solar, LLC	Vice President
Pioneer Creek Wind Project, LLC	Vice President
Pioneer Hutt Wind Energy LLC	Vice President
Plains and Eastern Clean Line Oklahoma LLC	Vice President
Platte Wind, LLC	Vice President
Pluto Energy Storage, LLC	Vice President
Pocatello Road LLC	Vice President
Pocomoke Solar, LLC	Vice President
Poinsett Solar, LLC	Vice President
Point Beach Solar, LLC	Vice President
Ponderosa Gathering, LLC	Vice President
Ponderosa Wind II, LLC	Vice President
Ponderosa Wind, LLC	Vice President
Port Royal Solar, LLC	Vice President
Porta del Sol Solar, LLC	Vice President
Poseidon SW Holdings, LLC	Vice President
Post Wind, LLC	Vice President
Potomac Solar, LLC	Vice President
Prairie View Wind Holdings, LLC	Vice President
Prairie Wind, LLC	Vice President
Pratt Wind, LLC	Vice President
Premier Power Solutions, LLC	Vice President
Pretty Prairie Wind, LLC	Vice President
Pronghorn Flats Wind Farm Holdings, LLC	Vice President
Pronghorn Flats Wind Farm LLC	Vice President
Proxima Solar Holdings, LLC	Vice President
Proxima Solar, LLC	Vice President
Pubnico Point Wind Farm Inc.	Vice President
Pueblo Clean Energy Center, LLC	Vice President
PWEC, LLC	Vice President
Quinebaug Solar, LLC	Vice President
Quitman Energy Storage, LLC	Vice President
Quitman II Solar, LLC	Vice President
Quitman Solar, LLC	Vice President
Randolph Center Solar, LLC	Vice President
Reclaim Wind Holdings, LLC	Vice President
Red Bluff Solar, LLC	Vice President
Red Brick Road, LLC	Vice President
Red Butte Transmission Line, LLC	Vice President
Red Butte Wind Holdings, LLC	Vice President
Red Butte Wind, LLC	Vice President
Red Deer Solar LP, ULC	Vice President

Red Hill Solar, LLC	Vice President
Red Mesa Wind Investments, LLC	Vice President
Red Mesa Wind, LLC	Vice President
Red Raider Wind Holdings, LLC	Vice President
Red Raider Wind, LLC	Vice President
Red River Solar, LLC	Vice President
Red Sky Solar Class A Holdings, LLC	Vice President
Red Sky Solar Funding, LLC	Vice President
Red Sky Solar Holdings, LLC	Vice President
Red Sky Solar, LLC	Vice President
Redwood Trails Wind Holdings, LLC	Vice President
Redwood Trails Wind, LLC	Vice President
Renewable Choice Services, LLC	Vice President
Renewable Fuels Holdings, LLC	Vice President
Renewable Portfolio Holdings, LLC	Vice President
Renewables Portfolio Class B Holdings II, LLC	Vice President
Renewables Portfolio Class B Holdings, LLC	Vice President
Renewables Portfolio Holdings II, LLC	Vice President
Residential Energy Holdings, LLC	Vice President
Resurgence I Energy Storage, LLC	Vice President
Resurgence Solar I, LLC	Vice President
Resurgence Solar II, LLC	Vice President
RET Coram Tehachapi Wind GP, LLC	Vice President
RET Tehachapi Wind Development, LLC	Vice President
Retail Consulting Holdco, LLC	Vice President
Retail Consulting Project Co. 1, LLC	Vice President
Retail Consulting Project Co. 2, LLC	Vice President
Retail Consulting Project Co. 3, LLC	Vice President
Reynolds Solar, LLC	Vice President
Rising Star Solar Holdings, LLC	Vice President
Rising Star Solar, LLC	Vice President
River Bend Solar, LLC	Vice President
Riverline Energy Center, LLC	Vice President
Roadhouse Energy Storage, LLC	Vice President
Roadrunner Crossing Energy Storage, LLC	Vice President
Roadrunner Crossing Wind Farm, LLC	Vice President
Roadrunner La Casa Wind Holdings, LLC	Vice President
Roaring Springs Solar, LLC	Vice President
Rock County Energy, LLC	Vice President
Rock Creek Solar, LLC	Vice President
Rock Valley Energy Center, LLC	Vice President
Rodeo Wind Class A Holdings, LLC	Vice President
Rodeo Wind Funding, LLC	Vice President
Rodeo Wind Holdings, LLC	Vice President
Rodeo Wind, LLC	Vice President
Rokeby Energy Center, LLC	Vice President
Rosales Solar Funding, LLC	Vice President
Rosales Solar Holdings, LLC	Vice President
Rosales Solar Partners, LLC	Vice President
Rose McKay Wind Funding, LLC	Vice President
Rose McKay Wind Holdings, LLC	Vice President
Rose Wind Class A Holdings, LLC	Vice President
Rose Wind, LLC	Vice President
Rosmar Class A Funding, LLC	Vice President
Rosmar Class A Holdings, LLC	Vice President
Rosmar Class B Funding, LLC	Vice President
Rosmar Class B Holdings, LLC	Vice President
Rosmar Holdings, LLC	Vice President
Rosmar Portfolio, LLC	Vice President

Roswell Solar Holdings, LLC	Vice President
Roswell Solar, LLC	Vice President
Roundhouse Interconnect, LLC	Vice President
Roundhouse Renewable Energy II, LLC	Vice President
Roundhouse Renewable Energy, LLC	Vice President
Roundhouse Solar, LLC	Vice President
Route 66 Energy Storage Holdings, LLC	Vice President
Route 66 Energy Storage, LLC	Vice President
Route 66 Solar Energy Center, LLC	Vice President
Route 66 Solar Holdings, LLC	Vice President
Roy Solar, LLC	Vice President
Royal Springs Solar, LLC	Vice President
Rubric Class A Holdings, LLC	Vice President
Rubric Funding, LLC	Vice President
Rubric Holdings, LLC	Vice President
Rubric Portfolio Holdings, LLC	Vice President
Rubric Portfolio, LLC	Vice President
Rubric, LLC	Vice President
Rumble Solar II, LLC	Vice President
Rumble Solar, LLC	Vice President
Rush Solar Farm 1, LLC	Vice President
Rush Springs Energy Storage, LLC	Vice President
Rush Springs Solar, LLC	Vice President
Rush Springs Wind Energy, LLC	Vice President
Rush Springs Wind Expansion, LLC	Vice President
S4 Funding Holdings, LLC	Vice President
S4 Funding, LLC	Vice President
S4 Rosmar Portfolio, LLC	Vice President
Sac County Wind Class A Holdings, LLC	Vice President
Sac County Wind Holdings, LLC	Vice President
Sac County Wind, LLC	Vice President
Sacramento Gas Producers, L.L.C.	Vice President
SafeGuard Venture Holdings, LLC	Vice President
SafeGuard, LLC	Vice President
Saginaw County Solar, LLC	Vice President
Sailors Solar, LLC	Vice President
Saint Energy Storage II, LLC	Vice President
Saint Interconnect, LLC	Vice President
Saint Solar II, LLC	Vice President
Saint Solar, LLC	Vice President
Salem Energy Systems, LLC	Vice President
Saline Energy Center, LLC	Vice President
Salt Creek Wind Holdings, LLC	Vice President
Salt Creek Wind LLC	Vice President
Sand Hill Energy Center, LLC	Vice President
Sandcut Solar Energy Center, LLC	Vice President
Sandy Solar, LLC	Vice President
Sanford Airport Solar, LLC	Vice President
Saragosa Del Sol Energy, LLC	Vice President
Saunder's Crossing Energy Storage, LLC	Vice President
SCal Acquisition LLC	Vice President
Scarborough Solar, LLC	Vice President
Schueler Community Solar LLC	Vice President
Scissortail Renewables, LLC	Vice President
Scissortail RNG Holdings, LLC	Vice President
Scott County Wind, LLC	Vice President
SCP 5 LLC	Vice President
SE Pipeline Holdings, LLC	Vice President
Searcy Solar, LLC	Vice President

Sebree Solar II, LLC	Vice President
Sebree Solar, LLC	Vice President
SEC Amherst Solar One, LLC	Vice President
SEC ESSD Solar One, LLC	Vice President
SEC MC Solar One, LLC	Vice President
SEC PASD Solar One, LLC	Vice President
SEC SUSD Solar One, LLC	Vice President
Seiling II Energy Storage, LLC	Vice President
Seiling Wind Energy II, LLC	Vice President
Seiling Wind Holdings, LLC	Vice President
Seiling Wind II, LLC	Vice President
Seiling Wind Interconnection Services, LLC	Vice President
Seiling Wind Investments, LLC	Vice President
Seiling Wind Portfolio, LLC	Vice President
Seiling Wind, LLC	Vice President
Selma Energy Center, LLC	Vice President
Seminole Energy LLC	Vice President
Sentry Solar, LLC	Vice President
Shafter Solar Holdings, LLC	Vice President
Shafter Solar, LLC	Vice President
Shallow Ridge Solar, LLC	Vice President
Shamrock Energy Storage, LLC	Vice President
Shamrock Interconnection, LLC	Vice President
Shamrock Wind, LLC	Vice President
Sharp Road, LLC	Vice President
Shaw Creek Funding, LLC	Vice President
Shaw Creek Investments, LLC	Vice President
Shaw Creek Solar Holdings, LLC	Vice President
Shaw Creek Solar, LLC	Vice President
Sheldon Solar, LLC	Vice President
Shellman Solar, LLC	Vice President
Sherry Solar, LLC	Vice President
Sholes Energy Storage, LLC	Vice President
Sholes Wind Class A Holdings, LLC	Vice President
Sholes Wind Funding, LLC	Vice President
Sholes Wind II, LLC	Vice President
Sholes Wind, LLC	Vice President
Shortleaf Solar, LLC	Vice President
Sidney Solar, LLC	Vice President
Sierra Solar Funding, LLC	Vice President
Sierra Solar Holdings, LLC	Vice President
Silver Maple Wind, LLC	Vice President
Silver Peak Storage Holdings, LLC	Vice President
Silver Skyline Class A Holdings, LLC	Vice President
Silver Skyline Funding, LLC	Vice President
Silver Skyline Holdings, LLC	Vice President
Silver Skyline, LLC	Vice President
Silver State Solar Power South, LLC	Vice President
Silver State South Interconnect, LLC	Vice President
Silver State South Solar, LLC	Vice President
Silver State South Storage, LLC	Vice President
Silverline Energy Center, LLC	Vice President
Silverton Solar, LLC	Vice President
Singer Solar, LLC	Vice President
Sioux County Wind Farm Holdings, LLC	Vice President
Sioux County Wind Farm LLC	Vice President
Sioux County Wind Holdings, LLC	Vice President
SIP Management II, LLC	Treasurer
SIP Management III, LLC	Treasurer

SIP Management, LLC	Treasurer
SIP SellCo II, LLC	Vice President
SIP SellCo III, LLC	Vice President
SIP SellCo IV, LLC	Vice President
SIP SellCo, LLC	Vice President
Skeleton Creek Energy Center, LLC	Vice President
Skeleton Creek Wind, LLC	Vice President
Sky Ranch Energy Storage Holdings, LLC	Vice President
Sky Ranch Energy Storage II Holdings, LLC	Vice President
Sky Ranch Energy Storage II, LLC	Vice President
Sky Ranch Solar Holdings, LLC	Vice President
Sky Ranch Solar, LLC	Vice President
Sky River LLC	Vice President
Sky River Wind, LLC	Vice President
Skylight Solar, LLC	Vice President
Skyrider Wind, LLC	Vice President
Smart Energy Capital, LLC	Vice President
SOCAL EPort 1, LLC	Vice President
SoCal Eport II, LLC	Vice President
Solar Breakers LLC	Vice President
Solar Holdings Portfolio 12, LLC	Vice President
Solar Holdings SellCo, LLC	Vice President
Solar Round Pond, LLC	Vice President
Soldier Creek Wind, LLC	Vice President
Solstice Energy Center, LLC	Vice President
Sonoran Solar Energy, LLC	Vice President
Sooner Wind, LLC	Vice President
South East Solar Holdings, LLC	Vice President
South Platte Solar, LLC	Vice President
South Platte Storage, LLC	Vice President
South Texas Gen-Tie, LLC	Vice President
South Texas Midstream Holdings, LLC	Vice President
South Texas Midstream, LLC	Vice President
Southern Grove Solar, LLC	Vice President
Southern Tier Energy Center, LLC	Vice President
Southland Solar, LLC	Vice President
Southwest Atlanta Energy Storage, LLC	Vice President
Southwest Solar Holdings, LLC	Vice President
Southwest Wind Class A Holdings, LLC	Vice President
Southwest Wind Funding, LLC	Vice President
Southwest Wind, LLC	Vice President
Spade Run, LLC	Vice President
Spencer Solar Farm, LLC	Vice President
Sponsor Holdings, LLC	Vice President
Square Butte Solar Holdings, LLC	Vice President
Square Butte Solar, LLC	Vice President
Square Lake Holdings, Inc.	Vice President
SSSS Holdings, LLC	Vice President
St. Landry Solar, LLC	Vice President
St. Mary Solar, LLC	Vice President
Stafford Energy Storage, LLC	Vice President
Stagecoach Energy Storage, LLC	Vice President
Stagecoach-Cassatt Solar, LLC	Vice President
Stairway Solar, LLC	Vice President
Stallion Solar, LLC	Vice President
Stanton Clean Energy, LLC	Vice President
Star Light Energy Center, LLC	Vice President
Stargrass Class A Holdings, LLC	Vice President
Stargrass, LLC	Vice President

Stark Wind, LLC	Vice President
Stateline Solar, LLC	Vice President
Steel River Solar, LLC	Vice President
Steele Flats Energy Storage, LLC	Vice President
Steele Flats Wind I, LLC	Vice President
Steele Flats Wind Project, LLC	Vice President
Sterling Wind Class A Holdings, LLC	Vice President
Sterling Wind Funding, LLC	Vice President
Sterling Wind Holdings, LLC	Vice President
Sterling Wind, LLC	Vice President
Stetson Renewables Holdings, LLC	Vice President
Stillwell Energy Storage, LLC	Vice President
Stockton Springs Energy Center, LLC	Vice President
Storey Bend Solar, LLC	Vice President
Storey Bend South Solar, LLC	Vice President
Storey Bend Transmission, LLC	Vice President
Storey Energy Center, LLC	Vice President
Story County Wind, LLC	Vice President
Story Energy Storage II, LLC	Vice President
Sturbridge Road Solar Farm, LLC	Vice President
Stuttgart Energy Storage, LLC	Vice President
Stuttgart Solar Holdings, LLC	Vice President
Stuttgart Solar, LLC	Vice President
Sugar Maple Solar I, LLC	Vice President
Sullivan Street Investments, Inc.	Vice President
Summer Lake Wind, LLC	Vice President
Summit Springs Energy Center, LLC	Vice President
Sumpter Energy, LLC	Vice President
Sumter County Solar, LLC	Vice President
Sunlight Renewables Class A Holdings II, LLC	Vice President
Sunlight Renewables Class A Holdings, LLC	Vice President
Sunlight Renewables Holdings II, LLC	Vice President
Sunlight Renewables II, LLC	Vice President
Sunlight Renewables, LLC	Vice President
Sunlight Storage II Preferred Holdings, LLC	Vice President
Sunlight Storage II, LLC	Vice President
Sunlight Storage Preferred Portfolio, LLC	Vice President
Sunlight Storage, LLC	Vice President
Sunny Street Energy Center, LLC	Vice President
Sustainable Water Consultants, LLC (Historical)	Vice President
Sustainable Water Holdings LLC	Vice President
Swaggart Energy Transmission, LLC	Vice President
Swamp Fox Solar I, LLC	Vice President
Swan Lake Wind Holdings LLC	Vice President
Swan Lake Wind, LLC	Vice President
Sweetgrass Solar, LLC	Vice President
Swift Wind LP, ULC	Vice President
Swissvale Energy Storage, LLC	Vice President
Swissvale Solar, LLC	Vice President
Sycamore Solar, LLC	Vice President
Sylvie Wind Energy, LLC	Vice President
T/NE LFG II, LLC	Vice President
T/NE LFG, LLC	Vice President
Talladega Solar, LLC	Vice President
Taylor Creek Solar II, LLC	Vice President
Taylor Creek Solar, LLC	Vice President
Tecumseh Energy Storage, LLC	Vice President
Templeton Wind Energy Center, LLC	Vice President
Templeton Wind Holdings, LLC	Vice President

Tetjeson Wind, LLC	Vice President
TES Cove Solar 23 LLC	Vice President
TES Sports Solar 23 LLC	Vice President
Texas WaterHub, LLC (Historical)	Vice President
Texrock Pipeline, LLC	Vice President
Thaleia, LLC	Vice President and Treasurer
Thames Solar LP, ULC	Vice President
Three Waters Wind Farm Holdings, LLC	Vice President
Three Waters Wind Farm, LLC	Vice President
Throckmorton Wind, LLC	Vice President
Thunder Wolf Energy Center, LLC	Vice President
Thunder Wolf II, LLC	Vice President
Ticon Solar, LLC	Vice President
Tiger Lake Solar, LLC	Vice President
Tiger Solar Holdings, LLC	Vice President
Tilia Energy Storage, LLC	Vice President
Tilton Heights Energy Center, LLC	Vice President
Timberwolf Solar, LLC	Vice President
Timberwolf Wind, LLC	Vice President
Titan Solar, LLC	Vice President
Topaz Wind Class A Holdings, LLC	Vice President
Topaz Wind Funding, LLC	Vice President
Topaz Wind Holdings, LLC	Vice President
Topaz Wind, LLC	Vice President
Toro Energy of California, LLC	Vice President
Toro Energy Of Mississippi, LLC	Vice President
Toro Energy of Missouri Champ Holdco, LLC	Vice President
Toro Energy of Missouri Champ, LLC	Vice President
Torrecillas Battery Storage Interconnect, LLC	Vice President
Torrecillas Energy Storage, LLC	Vice President
Torrecillas Interconnection, LLC	Vice President
Torrecillas Wind Energy, LLC	Vice President
Tournesol Solar, LLC	Vice President
Tower Associates, LLC	Vice President
Trail Ridge Energy, LLC	Vice President
Trailblazer Wind Class A Holdings, LLC	Vice President
Trailblazer Wind Funding, LLC	Vice President
Trailblazer Wind Holdings, LLC	Vice President
Trailblazer Wind, LLC	Vice President
Trans Bay Cable LLC	Vice President
Trans Bay Funding II LLC	Vice President
Transmission Services Holdings LLC	Vice President
Trelina Energy Storage, LLC	Vice President
Trelina Solar Energy Center, LLC	Vice President
Trilby Ranch Solar, LLC	Vice President
Trimmer II Energy Storage, LLC	Vice President
Trinity Operating (USG), LLC	Vice President
Trousdale Solar II, LLC	Vice President
Trousdale Solar, LLC	Vice President
Trout Lake I Solar LP, ULC	Vice President
Trout Lake II Solar LP, ULC	Vice President
Trout Lake III Solar LP, ULC	Vice President
Troutdale Grid Holdings, LLC	Vice President
Troutdale Grid, LLC	Vice President
Tuckertown Solar, LLC	Vice President
Tupelo Brake Solar, LLC	Vice President
Turquoise Sky Class A Holdings, LLC	Vice President
Turquoise Sky Funding, LLC	Vice President
Turquoise Sky Holdings, LLC	Vice President

Turquoise Sky, LLC	Vice President
Tuscola Bay Wind, LLC	Vice President
Tuscola II Energy Storage, LLC	Vice President
Tuscola Solar II, LLC	Vice President
Tuscola Wind II, LLC	Vice President
Tuscola Wind III, LLC	Vice President
Tusk Wind Holdings II, LLC	Vice President
Tusk Wind Holdings III, LLC	Vice President
Tusk Wind Holdings IV, LLC	Vice President
Tusk Wind Holdings V, LLC	Vice President
Tusk Wind Holdings, LLC	Vice President
Two Creeks Energy Storage II, LLC	Vice President
Two Creeks Energy Storage, LLC	Vice President
Two Creeks Solar Holdings, LLC	Vice President
Two Creeks Solar, LLC	Vice President
TX Energy Dev, LLC	Vice President
TZ Capital Holdings, LLC	Vice President
TZ Real Estate Holdings, LLC	Vice President
U. S. Windpower Transmission Corporation	Vice President
Umatilla Depot Solar, LLC	Vice President
UniEnergy Properties II, LLC	Vice President
United HomeVu Holdings, LLC	Vice President and Treasurer
United HomeVu Illinois, LLC	Vice President and Treasurer
United HomeVu Kansas, LLC	Vice President and Treasurer
United HomeVu Maryland, LLC	Vice President and Treasurer
United HomeVu Michigan, LLC	Vice President and Treasurer
United HomeVu Mississippi, LLC	Vice President and Treasurer
United HomeVu Ohio, LLC	Vice President and Treasurer
United HomeVu Tennessee, LLC	Vice President and Treasurer
Ursa Major Energy Storage, LLC	Vice President
US SellCo II, LLC	Vice President
US SellCo, LLC	Vice President
USG Barnett Midstream I, LLC	Vice President
USG Energy Gas Investment, LLC	Vice President
USG Energy Gas Producer Holdings, LLC	Vice President
USG Greenholly Pipeline Holdings, LLC	Vice President
USG Midstream Bakken I, LLC	Vice President
USG Midstream Haynesville Sands I, LLC	Vice President
USG Midstream Holdings, LLC	Vice President
USG Midstream Mississippian Lime I, LLC	Vice President
USG Properties Austin Chalk Holdings, LLC	Vice President
USG Properties Austin Chalk I, LLC	Vice President
USG Properties Austin Chalk II, LLC	Vice President
USG Properties Bakken Holdings, LLC (Historical)	Vice President
USG Properties Bakken I, LLC	Vice President
USG Properties Bakken II, LLC	Vice President
USG Properties Barnett Holdings, LLC (Historical)	Vice President
USG Properties Barnett II, LLC (Historical)	Vice President
USG Properties Eagle Ford Holdings, LLC	Vice President
USG Properties Eagle Ford III, LLC	Vice President
USG Properties Eagle Ford IV, LLC	Vice President
USG Properties Granite Wash Holdings, LLC	Vice President
USG Properties Granite Wash I, LLC	Vice President
USG Properties Haynesville Sand I, LLC	Vice President
USG Properties Haynesville Sands Holdings, LLC	Vice President
USG Properties Haynesville, LLC	Vice President
USG Properties Jackfork Holdings, LLC	Vice President
USG Properties Jackfork I, LLC	Vice President
USG Properties Marcellus Holdings, LLC	Vice President

USG Properties Mississippian Lime Holdings, LLC	Vice President
USG Properties Mississippian Lime I, LLC	Vice President
USG Properties Mississippian Lime II, LLC	Vice President
USG Properties Niobrara Holdings, LLC	Vice President
USG Properties Permian Basin Holdings, LLC	Vice President
USG Properties Permian Basin I, LLC	Vice President
USG Properties Permian Basin II, LLC	Vice President
USG Properties Wilcox Holdings, LLC	Vice President
USG Properties Wilcox I, LLC	Vice President
USG Properties Woodford Holdings, LLC	Vice President
USG Properties Woodford I, LLC	Vice President
USG Properties Woodford II, LLC	Vice President
USG Surface Facilities Holdings, LLC	Vice President
USG Surface Facilities I, LLC	Vice President
USG Surface Facilities II, LLC	Vice President
USG Surface Facilities Mississippian Lime I, LLC	Vice President
USG Technology Holdings, LLC	Vice President
USG West Relay, LLC	Vice President
USG Wheatland Pipeline, LLC (Historical)	Vice President
Usource, Inc.	Vice President
Usource, L.L.C.	Vice President
USW Land Corporation	Vice President
Vaca Del Sol, LLC	Vice President
Valencia Energy Storage, LLC	Vice President
Valley Farms Energy Center, LLC	Vice President
Van Epps Solar, LLC	Vice President
Vanguard Energy Services, LLC	Vice President
Vanguard Power Services, L.L.C.	Vice President
Vansycle II Wind, LLC	Vice President
Vansycle III Wind, LLC	Vice President
Vaquero TE Holdings, LLC	Vice President
Vaquero TE Portfolio, LLC	Vice President
Vaquero Wind Class A Holdings, LLC	Vice President
Vaquero Wind Funding, LLC	Vice President
Vaquero Wind Holdings, LLC	Vice President
Vaquero Wind TE Portfolio Holdings, LLC	Vice President
Vaquero Wind, LLC	Vice President
Vasco Winds, LLC	Vice President
Verily Solar, LLC	Vice President
Victory Renewables, LLC	Vice President
Virginia WaterHub, LLC (Historical)	Vice President
VMCLR Holdings, LLC	Vice President
Vulcan Solar Holdings, LLC	Vice President
Vulcan Solar Project, LLC	Vice President
W Portsmouth St Solar I, LLC	Vice President
Wabash Energy Center, LLC	Vice President
Waco Energy Storage, LLC	Vice President
Waco Solar II, LLC	Vice President
Waco Solar, LLC	Vice President
Wadley Solar, LLC	Vice President
Wagon Trail Energy Center, LLC	Vice President
Walleye Wind, LLC	Vice President
Wallingford Renewable Energy LLC	Vice President
Walnut Branch Solar, LLC	Vice President
Walworth Solar, LLC	Vice President
Washington County Solar, LLC	Vice President
Washington Republic Wind, LLC	Vice President
Water Valley Wind Holdings, LLC	Vice President
Watermelon Pond Solar, LLC	Vice President

Waters Lake Solar, LLC	Vice President
Watkins Glen Solar Energy Center, LLC	Vice President
Watkins Glen Wind, LLC	Vice President
Watonga Wind, LLC	Vice President
Waymart Wind II, LLC	Vice President
Weatherford Energy Storage, LLC	Vice President
Weatherford Wind, LLC	Vice President
Weirs Creek Solar, LLC	Vice President
Weld Energy Storage, LLC	Vice President
Weld Solar, LLC	Vice President
Wessington Springs Wind, LLC	Vice President
West Atlanta Energy Storage, LLC	Vice President
West Branch Wind Project, LLC	Vice President
West Fork Wind, LLC	Vice President
West Gardner Solar, LLC	Vice President
West Gardner Storage, LLC	Vice President
West Hills Wind, LLC	Vice President
West Memphis Solar, LLC	Vice President
Westside Solar, LLC	Vice President
Wheatbelt Wind, LLC	Vice President
Wheatridge East Interconnection, LLC	Vice President
Wheatridge East Wind, LLC	Vice President
Wheatridge Interconnection, LLC	Vice President
Wheatridge LDES, LLC	Vice President
Wheatridge Northeast Wind, LLC	Vice President
Wheatridge Solar Energy Center, LLC	Vice President
Wheatridge Wind Holdings, LLC	Vice President
Wheatridge Wind II, LLC	Vice President
Wheelhouse Energy Storage, LLC	Vice President
Wheelhouse Solar Energy Center, LLC	Vice President
Whiptail Wind, LLC	Vice President
Whiptail-Majestic Holdings, LLC	Vice President
Whiptail-Majestic Portfolio, LLC	Vice President
Whiptail-Montezuma Funding, LLC	Vice President
Whiptail-Montezuma Holdings, LLC	Vice President
White Butte Wind Project, LLC	Vice President
White Mesa Wind, LLC	Vice President
White Oak Energy Holdings, LLC	Vice President
White Oak Energy LLC	Vice President
White Oak Solar, LLC	Vice President
White Pine Energy Storage, LLC	Vice President
White Pine Solar, LLC	Vice President
White River Energy Center, LLC	Vice President
White River Valley Solar Holdings, LLC	Vice President
White River Valley Solar, LLC	Vice President
White Rose Blanket, LLC	Vice President
Whitehurst Solar, LLC	Vice President
Whitney Point Solar, LLC	Vice President
Wild Hog Solar, LLC	Vice President
Wild Plains Wind Project II, LLC	Vice President
Wild Plains Wind Project, LLC	Vice President
Wildcat Ranch Energy Storage, LLC	Vice President
Wildcat Ranch Wind Project, LLC	Vice President
Wildflower Wind Class A Holdings, LLC	Vice President
Wildflower Wind Funding, LLC	Vice President
Wildflower Wind Holdings, LLC	Vice President
Wildflower Wind Portfolio, LLC	Vice President
Wildflower Wind, LLC	Vice President
Wildwood Solar, LLC	Vice President

Willow Creek Wind Project, LLC	Vice President
Wilmot Energy Center II, LLC	Vice President
Wilmot Energy Center, LLC	Vice President
Wilsonville Solar, LLC	Vice President
Wilton Wind Energy I, LLC	Vice President
Wilton Wind Energy II, LLC	Vice President
Wilton Wind IV, LLC	Vice President
Winchendon Energy Center, LLC	Vice President
Wind Drift, LLC	Vice President
Wind TE Holdings, LLC	Vice President
WindCo LLC	Vice President
Windpower Partners 1993, LLC	Vice President
Windstar Energy, LLC	Vice President
Windy Lane Energy Center, LLC	Vice President
Winslow Solar, LLC	Vice President
Winston Creek ADS, LLC	Vice President
Winston Creek Bonus, LLC	Vice President
Winston Creek Funding, LLC	Vice President
Winston Creek Holdings, LLC	Vice President
Winston Creek MACRS, LLC	Vice President
Winters Edge Class A Holdings, LLC	Vice President
Winters Edge Funding, LLC	Vice President
Winters Edge Holdings, LLC	Vice President
Winters Edge, LLC	Vice President
Wissota Solar, LLC	Vice President
Wisteria Solar, LLC	Vice President
WOF NE Virginia WaterHub Project LLC (Historical)	Vice President
Wolf Creek Wind Energy, LLC	Vice President
Wolf Ridge Wind Energy, LLC	Vice President
Wooden Horse, LLC	Vice President
Woods Wildflower Portfolio, LLC	Vice President
Woods Wind Class A Holdings, LLC	Vice President
Woods Wind Funding, LLC	Vice President
Woods Wind Holdings, LLC	Vice President
Woods Wind, LLC	Vice President
Woodward Energy Storage, LLC	Vice President
Woodward Mountain Wind, LLC	Vice President
WSGP Gas Producing (Arkoma), LLC	Vice President
WSGP Gas Producing, LLC	Vice President
Wyman Cape Holdings, LLC	Vice President
XPLR Infrastructure Acquisitions, LLC	Vice President
XPLR Infrastructure Bluff Point, LLC	Vice President
XPLR Infrastructure Montezuma II Wind, LLC	Vice President
XPLR Infrastructure Operating Partners GP, LLC	Treasurer
XPLR Infrastructure Partners GP, Inc.	Treasurer and Assistant Secretary
XPLR Infrastructure Pipeline Holdings, LLC	Vice President
XPLR Infrastructure Pipelines, LLC	Vice President
XPLR Infrastructure Solar Acquisition, LLC	Vice President
XPLR Infrastructure US Partners Holdings, LLC	Treasurer
XPLR Infrastructure Ventures, LLC	Vice President
XPLR Infrastructure, LP	Treasurer and Assistant Secretary
XPLR Ninnescah Thermal Storage, LLC	Vice President
XPLR Nitro Renewables Holdings, LLC	Vice President
XPLR Renewables Holdings II, LLC	Vice President
XPLR Renewables Holdings III, LLC	Vice President
XPLR Renewables Holdings IV, LLC	Vice President
XPLR Renewables Holdings, LLC	Vice President
XPLR Renewables II, LLC	Vice President
XPLR Renewables III, LLC	Vice President

XPLR Renewables IV, LLC	Vice President
XPLR Renewables, LLC	Vice President
Yaupon Solar Energy Storage, LLC	Vice President
Yaupon Solar Holdings, LLC	Vice President
Yaupon Solar, LLC	Vice President
Yellow House Holdings, LLC	Vice President
Yellow House Solar, LLC	Vice President
Yellow House Wind, LLC	Vice President
Yellow Pine Energy Center I, LLC	Vice President
Yellow Pine Energy Center II, LLC	Vice President
Yellow Pine Solar II, LLC	Vice President
Yellow Pine Solar III, LLC	Vice President
Yellow Pine Solar Interconnect II, LLC	Vice President
Yellow Pine Solar Interconnect, LLC	Vice President
Yellow Pine Solar, LLC	Vice President
York Energy Center, LLC	Vice President
Youland Solar Barrel, LLC	Vice President
Young Wind Holdings, LLC	Vice President
Young Wind, LLC	Vice President
Zapata Wind Energy, LLC	Vice President
Zephyrus Wind LP, ULC	Vice President
Zion Solar, LLC	Vice President
ZNE Energy Storage, LLC	Vice President
ZSS Power Holdings, LLC	Vice President
ZSS Power, LLC	Vice President

David Flechner **Vice President, Compliance and Corporate Secretary (effective August 23, 2024)**

Entity	Title	Address (other than 700 Universe Blvd., Juno Beach, FL 33408)
4263766 Canada Inc.	Assistant Secretary	
700 Universal, S. de R.L. de C.V.	Secretary	
700 Universe III, LLC	Secretary	
700 Universe, LLC	Secretary	
Addison Edge Holdings, LLC	Assistant Secretary	
Addison Edge, LLC	Assistant Secretary	
Adelanto CA I, LLC	Vice President and Secretary	
Adelanto CA II, LLC	Vice President and Secretary	
Adelanto Solar Funding, LLC	Assistant Secretary	
Adelanto Solar Holdings, LLC	Assistant Secretary	
Adelanto Solar II, LLC	Assistant Secretary	
Adelanto Solar, LLC	Assistant Secretary	
Alandco Inc.	Director	
Alandco Inc.	Vice President and Assistant Secretary	
ALDH Realty Holdings, LLC	Vice President and Assistant Secretary	
Alta Wind Portfolio, LLC	Vice President and Secretary	
Appaloosa Run Wind, LLC	Assistant Secretary	
Aquilo Holdings LP, ULC	Assistant Secretary	
Aquilo LP, ULC	Assistant Secretary	
Aries Solar Holding, LLC	Vice President and Assistant Secretary	
Arlington Cereal City Funding, LLC	Assistant Secretary	
Arlington Cereal City Holdings, LLC	Assistant Secretary	
Arlington Class A Holdings I, LLC	Assistant Secretary	
Arlington Class A Holdings II, LLC	Assistant Secretary	
Arlington Energy Center II, LLC	Assistant Secretary	
Arlington Energy Center III, LLC	Assistant Secretary	
Arlington Energy Center Portfolio, LLC	Assistant Secretary	
Arlington Holdings II, LLC	Assistant Secretary	
Arlington III Class A Holdings I, LLC	Assistant Secretary	
Arlington III Class A Holdings II, LLC	Assistant Secretary	
Arlington Portfolio II Holdings, LLC	Assistant Secretary	
Arlington Portfolio II, LLC	Vice President and Secretary	
Arlington Portfolio III, LLC	Vice President and Secretary	
Arlington Solar, LLC	Assistant Secretary	
Armadillo Flats Wind Project, LLC	Assistant Secretary	
Asher Class A Holdings, LLC	Assistant Secretary	
Asher Funding, LLC	Assistant Secretary	
Asher Portfolio, LLC	Assistant Secretary	
Asher, LLC	Assistant Secretary	
Ashtabula Wind I, LLC	Assistant Secretary	
Ashtabula Wind, LLC	Vice President and Assistant Secretary	
Autumn Shores Class A Holdings, LLC	Assistant Secretary	
Autumn Shores Funding, LLC	Assistant Secretary	
Autumn Shores Holdings, LLC	Assistant Secretary	
Autumn Shores, LLC	Assistant Secretary	
Avalon Sands Class A Holdings, LLC	Assistant Secretary	
Avalon Sands Funding, LLC	Assistant Secretary	
Avalon Sands Holdings, LLC	Assistant Secretary	
Avalon Sands, LLC	Assistant Secretary	
Avalon Sands, LLC	Assistant Secretary	
Babbitt Ranch Energy Center, LLC	Assistant Secretary	
BAC Investment Corp.	Vice President and Assistant Secretary	
Baldwin Wind Energy, LLC	Assistant Secretary	
Baldwin Wind, LLC	Vice President and Assistant Secretary	
Banyard Springs ADS, LLC	Assistant Secretary	

Banyard Springs Bonus, LLC	Assistant Secretary
Banyard Springs Holdings, LLC	Assistant Secretary
Banyard Springs MACRS, LLC	Assistant Secretary
Banyard Springs, LLC	Assistant Secretary
Barrett Repowering, LLC	Assistant Secretary
Battersea Solar LP, ULC	Assistant Secretary
Bayhawk Wind Funding, LLC	Vice President and Assistant Secretary
Bayhawk Wind Holdings, LLC	Assistant Secretary
Bayhawk Wind Portfolio, LLC	Vice President and Secretary
Bayhawk Wind SellCo, LLC	Vice President and Assistant Secretary
Bayhawk Wind, LLC	Assistant Secretary
Beargrass Wind Class A Holdings, LLC	Assistant Secretary
Beargrass Wind Funding, LLC	Assistant Secretary
Beargrass Wind Holdings, LLC	Assistant Secretary
Beargrass Wind, LLC	Assistant Secretary
Bell Ridge Solar Class A Holdings, LLC	Assistant Secretary
Bell Ridge Solar Funding, LLC	Assistant Secretary
Bell Ridge Solar Holdings, LLC	Assistant Secretary
Bell Ridge Solar, LLC	Assistant Secretary
Belvoir Ranch Wind, LLC	Vice President and Assistant Secretary
Big Cypress Solar Holdings, LLC	Assistant Secretary
Big Cypress Solar, LLC	Assistant Secretary
Bison Wind Holdings, LLC	Vice President and Assistant Secretary
Bison Wind Investments, LLC	Vice President and Assistant Secretary
Bison Wind Portfolio, LLC	Vice President and Assistant Secretary
Bison Wind, LLC	Vice President and Assistant Secretary
Blackburn Solar, LLC	Assistant Secretary
Blackwell Wind Energy, LLC	Assistant Secretary
Blackwell Wind, LLC	Vice President and Assistant Secretary
Blue Granite Development, LLC	Vice President and Assistant Secretary
Blue Iris Wind Portfolio, LLC	Vice President and Secretary
Blue Summit I Wind, LLC	Assistant Secretary
Blue Summit II Wind, LLC	Assistant Secretary
Blue Summit III Wind, LLC	Assistant Secretary
Blue Summit Wind III Funding, LLC	Vice President and Assistant Secretary
Blue Summit Wind, LLC	Vice President and Assistant Secretary
Bluebell Solar Class A Holdings II, LLC	Assistant Secretary
Bluebell Solar Funding II, LLC	Assistant Secretary
Bluebell Solar Holdings II, LLC	Assistant Secretary
Bluebell Solar II, LLC	Assistant Secretary
Bluebell Solar, LLC	Assistant Secretary
Blythe Energy Storage 110, LLC	Vice President and Assistant Secretary
Blythe Energy Storage II, LLC	Vice President and Assistant Secretary
Blythe Energy Storage III, LLC	Vice President and Assistant Secretary
Blythe Portfolio II, LLC	Vice President and Secretary
Blythe Portfolio, LLC	Vice President and Secretary
Blythe Solar 110, LLC	Assistant Secretary
Blythe Solar Funding II, LLC	Assistant Secretary
Blythe Solar Funding, LLC	Assistant Secretary
Blythe Solar Holdings II, LLC	Assistant Secretary
Blythe Solar Holdings III-IV, LLC	Vice President and Assistant Secretary
Blythe Solar Holdings, LLC	Assistant Secretary
Blythe Solar II, LLC	Assistant Secretary
Blythe Solar III, LLC	Assistant Secretary
Blythe Solar IV, LLC	Assistant Secretary
Bonita Wind, LLC	Assistant Secretary
Borderlands Wind Holdings, LLC	Assistant Secretary
Borderlands Wind, LLC	Assistant Secretary
Bornish Wind BC Holdings, ULC	Assistant Secretary

Bornish Wind Funding GP, LLC	Assistant Secretary
Bornish Wind Funding GP, ULC	Assistant Secretary
Bornish Wind GP, LLC	Assistant Secretary
Bornish Wind GP, ULC	Assistant Secretary
Boulevard Associates, LLC	Assistant Secretary
Brady Wind II, LLC	Assistant Secretary
Brady Wind, LLC	Assistant Secretary
Breckinridge Wind Class A Holdings, LLC	Assistant Secretary
Breckinridge Wind Funding, LLC	Vice President and Assistant Secretary
Breckinridge Wind Holdings, LLC	Vice President and Assistant Secretary
Breckinridge Wind Project, LLC	Assistant Secretary
Brickyard Energy Storage, LLC	Assistant Secretary
Bright Wind Class A Holdings, LLC	Assistant Secretary
Bright Wind Funding, LLC	Assistant Secretary
Bright Wind Holdings, LLC	Assistant Secretary
Bright Wind, LLC	Assistant Secretary
Bronco Plains Wind II, LLC	Assistant Secretary
Bronco Plains Wind, LLC	Assistant Secretary
BTAC Holdingz, LLC	Vice President and Assistant Secretary
Buena Vista Energy Center II, LLC	Vice President and Assistant Secretary
Buena Vista Energy Center, LLC	Assistant Secretary
Buena Vista Energy Holdings, LLC	Assistant Secretary
Buffalo Ridge Wind, LLC	Assistant Secretary
Buffalo Trail Solar LP, ULC	Assistant Secretary
Butler Ridge Wind Energy Center, LLC	Assistant Secretary
Calistoga Capital, LLC	Assistant Secretary
Callahan Wind Divide, LLC	Assistant Secretary
Callahan Wind, LLC	Vice President and Assistant Secretary
Cameron Park Portfolio, LLC	Vice President and Secretary
Cap Ridge Wind I, LLC	Assistant Secretary
Cap Ridge Wind II, LLC	Assistant Secretary
Cap Ridge Wind III, LLC	Assistant Secretary
Cap Ridge Wind IV, LLC	Assistant Secretary
Capricorn Ridge Power Seller, LLC	Vice President and Assistant Secretary
Capricorn Ridge Wind Holdings, LLC	Vice President and Assistant Secretary
Capricorn Ridge Wind II, LLC	Vice President and Assistant Secretary
Capricorn Ridge Wind, LLC	Vice President and Assistant Secretary
Carousel Wind Farm, LLC	Assistant Secretary
Carousel Wind Holdings, LLC	Assistant Secretary
Casa Mesa Wind Investments, LLC	Assistant Secretary
Casa Mesa Wind, LLC	Assistant Secretary
Cedar Bluff Wind, LLC	Assistant Secretary
Cedar Springs Transmission LLC	Assistant Secretary
Cedar Springs Wind III, LLC	Assistant Secretary
Cedar Springs Wind, LLC	Assistant Secretary
Centennial Wind Funding, LLC	Assistant Secretary
Centennial Wind Holdings, LLC	Vice President and Assistant Secretary
Centennial Wind, LLC	Assistant Secretary
Central Midway Class A Holdings, LLC	Assistant Secretary
Central Midway Funding, LLC	Assistant Secretary
Central Midway Holdings, LLC	Assistant Secretary
Central Midway, LLC	Assistant Secretary
Central States Wind Holdings, LLC	Vice President and Assistant Secretary
Central States Wind, LLC	Vice President and Assistant Secretary
Cereal City Holdings, LLC	Assistant Secretary
Cereal City Solar, LLC	Assistant Secretary
Cerro Gordo Wind, LLC	Assistant Secretary
Chariot Solar, LLC	Assistant Secretary
Chaves County Solar Holdings, LLC	Assistant Secretary

Chaves County Solar II, LLC	Assistant Secretary
Chaves County Solar, LLC	Assistant Secretary
Chesapeake Solar Project, LLC	Assistant Secretary
Cheyenne Wind Holdings, LLC	Vice President and Assistant Secretary
Cheyenne Wind, LLC	Vice President and Assistant Secretary
Chicot Solar Holdings, LLC	Assistant Secretary
Chicot Solar, LLC	Assistant Secretary
Cimarron Wind Energy Holdings II, LLC	Assistant Secretary
Cimarron Wind Energy Holdings, LLC	Assistant Secretary
Cimarron Wind Energy, LLC	Assistant Secretary
Clarabelle I Solar LP, ULC	Assistant Secretary
Clarabelle II Solar LP, ULC	Assistant Secretary
Clarabelle III Solar LP, ULC	Assistant Secretary
Clearwater Energy Resources LLC	Assistant Secretary
Clearwater Wind II, LLC	Assistant Secretary
Common Unit Holdings, LLC	Assistant Secretary
Constitution Solar, LLC	Assistant Secretary
Contra Costa Capital, LLC	Assistant Secretary
Cool Springs Solar, LLC	Assistant Secretary
Coolidge Solar I, LLC	Assistant Secretary
Coram California Development, L.P.	Assistant Secretary
Coram Portfolio II, LLC	Vice President and Secretary
Coram Portfolio, LLC	Vice President and Secretary
Cordukes Solar LP, ULC	Assistant Secretary
Costigan Wind LP, ULC	Assistant Secretary
Cottonwood Wind Project Holdings, LLC	Assistant Secretary
Cottonwood Wind Project, LLC	Assistant Secretary
CP II CAD Holdings LP GP, LLC	Assistant Secretary
CP II Funding GP, LLC	Assistant Secretary
CP II Funding GP, ULC	Assistant Secretary
CP II Holdings GP, Inc.	Assistant Secretary
CP II Holdings LP GP, ULC	Assistant Secretary
CP II Holdings LP, ULC	Assistant Secretary
Crow Creek Solar Portfolio, LLC	Vice President and Secretary
Crow Creek Solar, LLC	Assistant Secretary
Crowned Ridge Wind, LLC	Assistant Secretary
Crystal Lake Wind Energy I, LLC	Assistant Secretary
Crystal Lake Wind Energy II, LLC	Assistant Secretary
Crystal Lake Wind Energy III, LLC	Assistant Secretary
Crystal Lake Wind II, LLC	Vice President and Assistant Secretary
Crystal Lake Wind III, LLC	Vice President and Assistant Secretary
Crystal Lake Wind, LLC	Vice President and Assistant Secretary
Cutler Brothers Class A Holdings, LLC	Assistant Secretary
Cutler Brothers Funding, LLC	Assistant Secretary
Cutler Brothers Holdings, LLC	Assistant Secretary
Cutler Brothers Portfolio, LLC	Assistant Secretary
Cutler Brothers, LLC	Assistant Secretary
Data Center Logistics, LLC	Vice President and Assistant Secretary
Day County Wind I, LLC	Assistant Secretary
Day County Wind, LLC	Vice President and Assistant Secretary
Delaware Mountain Wind Farm, LLC	Vice President and Assistant Secretary
Desert Peak Energy Center, LLC	Assistant Secretary
Desert Peak Energy Storage I, LLC	Assistant Secretary
Desert Peak Energy Storage II, LLC	Assistant Secretary
Desert Peak Energy Storage III, LLC	Assistant Secretary
Desert Sunlight 250, LLC	Assistant Secretary
Desert Sunlight 300, LLC	Assistant Secretary
Desert Sunlight Holdings, LLC	Assistant Secretary
DG NF West Portfolio, LLC	Vice President and Secretary

DG Portfolio 2019 Funding, LLC	Vice President and Secretary
DG Portfolio 2021 Funding, LLC	Vice President and Secretary
DG Portfolio 2023 Funding, LLC	Vice President and Secretary
DG SB Portfolio, LLC	Vice President and Secretary
Dissolution Solutions (DE), LLC	Vice President and Assistant Secretary
Dissolution Solutions (NEP), LLC	Vice President and Assistant Secretary
Dodge County Wind, LLC	Assistant Secretary
Dodge Flat Solar, LLC	Assistant Secretary
Dogwood Wind Funding II, LLC	Vice President and Assistant Secretary
Dogwood Wind Holdings, LLC	Assistant Secretary
Dogwood Wind, LLC	Assistant Secretary
Dougherty County Solar LLC	Assistant Secretary
Dunns Bridge Energy Storage, LLC	Assistant Secretary
Dunns Bridge Solar Center, LLC (Historic Record)	Assistant Secretary
Dunns Bridge Solar LLC	Assistant Secretary
East Durham Wind BC Holdings, ULC	Assistant Secretary
East Durham Wind Funding GP, LLC	Assistant Secretary
East Durham Wind Funding GP, ULC	Assistant Secretary
East Durham Wind GP, LLC	Assistant Secretary
East Durham Wind GP, ULC	Assistant Secretary
East Point Energy Center, LLC	Assistant Secretary
EFH Merger Co., LLC	Secretary
Eight Point Wind, LLC	Assistant Secretary
Elk City II Wind Funding, LLC	Assistant Secretary
Elk City II Wind Holdings, LLC	Vice President and Assistant Secretary
Elk City II Wind, LLC	Vice President and Assistant Secretary
Elk City Renewables II, LLC	Assistant Secretary
Ellwood Energy Center, LLC	Vice President and Assistant Secretary
Elmira Energy Storage GP, ULC	Assistant Secretary
Elmira Energy Storage LP, ULC	Assistant Secretary
Elmsthorpe Wind LP, ULC	Assistant Secretary
Elora Solar, LLC	Assistant Secretary
EMB Investments, Inc.	Director
EMB Investments, Inc.	Vice President and Assistant Secretary
Emerald Breeze Class A Holdings, LLC	Assistant Secretary
Emerald Breeze Funding, LLC	Assistant Secretary
Emerald Breeze Holdings, LLC	Assistant Secretary
Emerald Breeze, LLC	Assistant Secretary
Emmons-Logan Wind Class A Holdings, LLC	Assistant Secretary
Emmons-Logan Wind Funding, LLC	Assistant Secretary
Emmons-Logan Wind Holdings, LLC	Assistant Secretary
Emmons-Logan Wind Portfolio, LLC	Assistant Secretary
Emmons-Logan Wind, LLC	Assistant Secretary
Endeavor Wind I, LLC	Assistant Secretary
Endeavor Wind II, LLC	Assistant Secretary
Energy Storage Projects (Distributed) Portfolio, LLC	Vice President and Secretary
Ensign Wind Energy, LLC	Assistant Secretary
Ensign Wind, LLC	Vice President and Assistant Secretary
ESI Energy, LLC	Assistant Secretary
ESI Mojave LLC	Vice President and Assistant Secretary
ESI Mojave, Inc.	Vice President and Assistant Secretary
Excelsior Energy Center, LLC	Assistant Secretary
Farmington Solar, LLC	Assistant Secretary
Fish Springs Ranch Solar, LLC	Assistant Secretary
Florida Pipeline Funding, LLC	Assistant Secretary
Florida Pipeline Holdings, LLC	Assistant Secretary
Florida Southeast Connection, LLC	Assistant Secretary
FN Investments, LLC	Vice President and Assistant Secretary
Fortuna GP, LLC	Assistant Secretary

Fortuna GP, ULC	Assistant Secretary
Foxtrot Wind Class A Holdings, LLC	Assistant Secretary
Foxtrot Wind Funding, LLC	Assistant Secretary
Foxtrot Wind Holdings, LLC	Assistant Secretary
Foxtrot Wind, LLC	Assistant Secretary
FPF Portfolio, LLC	Assistant Secretary
FPH Portfolio, LLC	Assistant Secretary
FPL Energy American Wind Holdings, LLC	Vice President and Assistant Secretary
FPL Energy American Wind, LLC	Vice President and Assistant Secretary
FPL Energy Burleigh County Wind, LLC	Vice President and Assistant Secretary
FPL Energy Cowboy Wind, LLC	Vice President and Assistant Secretary
FPL Energy Hancock County Wind, LLC	Vice President and Assistant Secretary
FPL Energy Horse Hollow Wind II, LLC	Vice President and Assistant Secretary
FPL Energy Illinois Wind, LLC	Assistant Secretary
FPL Energy Mojave Operating Services, LLC	Vice President and Assistant Secretary
FPL Energy Montezuma Wind, LLC	Assistant Secretary
FPL Energy Morwind, LLC	Vice President and Assistant Secretary
FPL Energy National Wind Holdings, LLC	Vice President and Assistant Secretary
FPL Energy National Wind Investments, LLC	Vice President and Assistant Secretary
FPL Energy National Wind Portfolio, LLC	Vice President and Assistant Secretary
FPL Energy National Wind, LLC	Vice President and Assistant Secretary
FPL Energy New Mexico Holdings, LLC	Vice President and Assistant Secretary
FPL Energy New Mexico Wind Financing, LLC	Vice President and Assistant Secretary
FPL Energy New Mexico Wind Holdings II, LLC	Vice President and Assistant Secretary
FPL Energy New Mexico Wind II, LLC	Vice President and Assistant Secretary
FPL Energy New Mexico Wind, LLC	Vice President and Assistant Secretary
FPL Energy New York, LLC	Vice President and Assistant Secretary
FPL Energy Oklahoma Wind Finance, LLC	Assistant Secretary
FPL Energy Oklahoma Wind, LLC	Vice President and Assistant Secretary
FPL Energy Oliver Wind I, LLC	Vice President and Assistant Secretary
FPL Energy Oliver Wind II, LLC	Vice President and Assistant Secretary
FPL Energy Pecos Wind I, LLC	Vice President and Assistant Secretary
FPL Energy Pecos Wind II, LLC	Vice President and Assistant Secretary
FPL Energy Post Wind GP, LLC	Vice President and Assistant Secretary
FPL Energy Post Wind LP, LLC	Vice President and Assistant Secretary
FPL Energy SEGS III-VII GP, LLC	Assistant Secretary
FPL Energy Services, Inc.	Director
FPL Energy Services, Inc.	Vice President and Secretary
FPL Energy Sooner Wind, LLC	Vice President and Assistant Secretary
FPL Energy Stateline II, Inc.	Assistant Secretary
FPL Energy Tyler Texas LP, LLC	Vice President and Assistant Secretary
FPL Energy Upton Wind I, LLC	Vice President and Assistant Secretary
FPL Energy Upton Wind II, LLC	Vice President and Assistant Secretary
FPL Energy Upton Wind III, LLC	Vice President and Assistant Secretary
FPL Energy Upton Wind IV, LLC	Vice President and Assistant Secretary
FPL Energy VG Wind, LLC	Vice President and Assistant Secretary
FPL Energy Wind Financing, LLC	Vice President and Assistant Secretary
FPL Energy Wind Funding Holdings, LLC	Vice President and Assistant Secretary
FPL Energy Wind Funding, LLC	Vice President and Assistant Secretary
FPL Enersys, Inc.	Director
FPL Enersys, Inc.	Vice President and Secretary
FPL Geo, LLC	Vice President and Secretary
FPL Group International, Inc.	Assistant Secretary
FPL Historical Museum, Inc.	Secretary
FPL Investments, LLC	Vice President and Assistant Secretary
FPL Project Management, LLC	Vice President and Secretary
FPL Radi-Power, LLC	Vice President and Secretary
FPL Services, LLC	Vice President and Secretary
FPL Smart Services, LLC	Vice President and Secretary

FPLE Texas Wind I, LLC	Vice President and Assistant Secretary
FSC Pipeline Holdings, LLC	Assistant Secretary
Garnet Energy Center, LLC	Assistant Secretary
Gateway Energy Center Holdings, LLC	Vice President and Assistant Secretary
Gateway Solar Energy Center, LLC	Assistant Secretary
Genesis Solar Funding, LLC	Assistant Secretary
Genesis Solar Holdings, LLC	Assistant Secretary
Ghost Pine Energy Storage LP, ULC	Assistant Secretary
Glenridge Wind LP, ULC	Assistant Secretary
Golden Hills Energy Storage, LLC	Vice President and Assistant Secretary
Golden Hills North Wind, LLC	Assistant Secretary
Golden Hills Wind, LLC	Assistant Secretary
Golden Horizon Class A Holdings, LLC	Assistant Secretary
Golden Horizon Funding, LLC	Assistant Secretary
Golden Horizon Holdings, LLC	Assistant Secretary
Golden Horizon Portfolio Holdings, LLC	Assistant Secretary
Golden Horizon Portfolio, LLC	Assistant Secretary
Golden Horizon Renewables, LLC	Assistant Secretary
Golden Plains Class A Holdings, LLC	Assistant Secretary
Golden Plains, LLC	Assistant Secretary
Golden West Power Partners, LLC	Assistant Secretary
Golden West Wind Holdings, LLC	Assistant Secretary
Golden Winds Funding, LLC	Vice President and Assistant Secretary
Golden Winds Holdings, LLC	Vice President and Assistant Secretary
Golden Winds, LLC	Vice President and Assistant Secretary
Goshen Wind BC Holdings, ULC	Assistant Secretary
Goshen Wind Funding GP, LLC	Assistant Secretary
Goshen Wind Funding GP, ULC	Assistant Secretary
Goshen Wind GP, LLC	Assistant Secretary
Goshen Wind GP, ULC	Assistant Secretary
GR Bage (FL), Inc.	Director
GR Bage (FL), Inc.	Vice President and Assistant Secretary
Grant County Solar Holdings, LLC	Vice President and Assistant Secretary
Gray County Wind Energy, LLC	Vice President and Assistant Secretary
Gray County Wind, LLC	Assistant Secretary
Grayhawk Wind Class A Holdings, LLC	Assistant Secretary
Grayhawk Wind Holdings, LLC	Assistant Secretary
Grayhawk Wind, LLC	Assistant Secretary
Grazing Yak Solar, LLC	Assistant Secretary
Great Plains Wind Class A Holdings, LLC	Assistant Secretary
Great Plains Wind Funding, LLC	Assistant Secretary
Great Plains Wind Holdings, LLC	Assistant Secretary
Great Plains Wind Portfolio, LLC	Assistant Secretary
Great Plains Wind, LLC	Assistant Secretary
Great Prairie Wind II, LLC	Assistant Secretary
Great Prairie Wind III, LLC	Assistant Secretary
Great Prairie Wind, LLC	Assistant Secretary
Green Power CA Holdings, LLC	Vice President and Secretary
Green Racer Wind Holdings, LLC	Vice President and Assistant Secretary
Green Racer Wind, LLC	Vice President and Assistant Secretary
Green River Solar, LLC	Assistant Secretary
Greensboro Solar Center, LLC	Assistant Secretary
GridLiance Eastern Holdings LLC	Director
GridLiance Heartland Holdings LLC	Director
GridLiance Heartland LLC	Assistant Secretary
GridLiance High Plains LLC	Director
GridLiance High Plains LLC	Assistant Secretary
GridLiance Holdco, LLC	Assistant Secretary
GridLiance Transmission Investments LLC	Assistant Secretary

GridLiance West LLC
GSA 2024 Portfolio, LLC
Gulf Power Economic Development Fund, Inc.
Gulf Power Economic Development Fund, Inc.
Hancock County Wind, LLC
Hardy Creek Wind, ULC
Harmony Florida Solar II, LLC
Harmony Florida Solar, LLC
Harper Lake Company VIII
Hawkeye Power Partners, LLC
Heartland Divide Wind II, LLC
Heartland Divide Wind Project, LLC
Heartland Wind Funding, LLC
Heartland Wind Holding II, LLC
Heartland Wind Holding, LLC
Heartland Wind II, LLC
Heartland Wind, LLC
Heritage Wind LP, ULC
High Banks Wind, LLC
High Ground Investments, LLC
High Hills Wind LP, ULC
High Lonesome Mesa Investments, LLC
High Lonesome Mesa Wind Holdings, LLC
High Lonesome Mesa Wind, LLC
High Lonesome Mesa, LLC
High Majestic II Funding, LLC
High Majestic II Holdings, LLC
High Majestic II Wind Properties, LLC
High Majestic Wind Energy Center, LLC
High Majestic Wind I, LLC
High River Energy Center, LLC
HLC IX Company
Home Warranty of the Midwest, Inc.
Home Warranty of the Midwest, Inc.
Hope Energy Center, LLC
Horizon West Transmission, LLC
Horse Hollow Wind I, LLC
Horse Hollow Wind II, LLC
Horse Hollow Wind III, LLC
Horse Hollow Wind IV, LLC
Horse Hollow Wind, LLC
Horse Ridge Wind Class A Holdings, LLC
Horse Ridge Wind Funding, LLC
Horse Ridge Wind Holdings, LLC
Horse Ridge Wind Portfolio, LLC
Horse Ridge Wind, LLC
Howell Mountain Capital Acquisitions, LLC
Howell Mountain Capital, LLC
Hubbard Wind, LLC
Hudson Falls ADS, LLC
Hudson Falls Bonus, LLC
Hudson Falls Funding, LLC
Hudson Falls Holdings, LLC
Hudson Falls MACRS, LLC
HW CA Holdings, LLC
HWFII, LLC
Hyperion IX, Inc.
Hyperion VIII, Inc.
Indian Mesa Wind Farm, LLC

[illegible]

Indian Mesa Wind, LLC	Assistant Secretary
Indigo Plains Solar Class B Holdings, LLC	Assistant Secretary
Indigo Plains Solar Funding, LLC	Assistant Secretary
Indigo Plains Solar Holdings, LLC	Assistant Secretary
Indigo Plains Solar, LLC	Assistant Secretary
Inertia Portfolio, LLC	Vice President and Secretary
Inertia Wind Project, LLC	Assistant Secretary
Irish Creek Wind, LLC	Assistant Secretary
Javelina Wind Energy Holdings, LLC	Assistant Secretary
Javelina Wind Energy II, LLC	Assistant Secretary
Javelina Wind Energy, LLC	Assistant Secretary
Javelina Wind Funding, LLC	Assistant Secretary
Javelina Wind Holdings II, LLC	Assistant Secretary
Javelina Wind Holdings III, LLC	Assistant Secretary
Jordan Creek Wind Farm LLC	Assistant Secretary
Joshua Tree Solar Farm, LLC	Vice President and Assistant Secretary
Kerwood Wind BC Holdings, ULC	Assistant Secretary
Kerwood Wind Funding GP, LLC	Assistant Secretary
Kerwood Wind Funding GP, ULC	Assistant Secretary
Kerwood Wind GP, LLC	Assistant Secretary
Kerwood Wind GP, ULC	Assistant Secretary
Kinderwood Wind Funding, LLC	Assistant Secretary
Kinderwood Wind Holdings, LLC	Assistant Secretary
Kinderwood Wind, LLC	Assistant Secretary
King Mountain Upton Wind, LLC	Assistant Secretary
Kingman Wind Energy I, LLC	Assistant Secretary
Kingman Wind Energy II, LLC	Assistant Secretary
Kinnick Wind Class A Holdings, LLC	Assistant Secretary
Kinnick Wind Funding, LLC	Assistant Secretary
Kinnick Wind Holdings, LLC	Assistant Secretary
Kinnick Wind Portfolio Holdings, LLC	Assistant Secretary
Kinnick Wind Portfolio, LLC	Assistant Secretary
Kinnick Wind, LLC	Assistant Secretary
Kitscoty Wind LP, ULC	Assistant Secretary
Kola Energy Storage Portfolio, LLC	Vice President and Secretary
Kossuth County Wind Class A Holdings, LLC	Assistant Secretary
Kossuth County Wind Holdings, LLC	Assistant Secretary
Kossuth County Wind, LLC	Assistant Secretary
Kramer Junction Solar Funding, LLC	Assistant Secretary
KW San Gorgonio Transmission, Inc.	Vice President and Assistant Secretary
La Frontera Ventures, LLC	Vice President and Assistant Secretary
Lacy Creek Wind, LLC	Assistant Secretary
Lacy Creek Windpower, LLC	Assistant Secretary
Lake Erie Canada Holdings ULC	Assistant Secretary
Lake Erie Connector Transmission, LLC	Assistant Secretary
Lake Erie Transmission Holdings, LLC	Assistant Secretary
Lake Erie US Holdings, LLC	Assistant Secretary
Lamar Power Partners II, LLC	Vice President and Assistant Secretary
Langdon Renewables, LLC	Assistant Secretary
Langdon Wind, LLC	Vice President and Assistant Secretary
LEC GP Inc.	Assistant Secretary
LEC Transmission Project Holdings, LLC	Assistant Secretary
Lee North, LLC	Assistant Secretary
Legacy Holdings Ventures, LLC	Vice President and Assistant Secretary
Legacy Renewables Holdings, LLC	Vice President and Assistant Secretary
Legacy Renewables, LLC	Vice President and Assistant Secretary
Legends Wind Fundings, LLC	Assistant Secretary
Legends Wind Holdings, LLC	Assistant Secretary
Legends Wind, LLC	Assistant Secretary

LET Holdings, LLC	Vice President and Assistant Secretary
Limon Logan Funding, LLC	Assistant Secretary
Limon Logan Holdings, LLC	Assistant Secretary
Limon Wind II, LLC	Assistant Secretary
Limon Wind III Funding, LLC	Vice President and Assistant Secretary
Limon Wind III Holdings, LLC	Assistant Secretary
Limon Wind III, LLC	Assistant Secretary
Limon Wind, LLC	Assistant Secretary
Linear Portfolio, LLC	Vice President and Secretary
Little Blue Wind Project, LLC	Assistant Secretary
Live Oak Solar, LLC	Assistant Secretary
Living Skies Solar 10 LP, ULC	Assistant Secretary
LMR Solar, LLC	Vice President and Assistant Secretary
Lone Star Transmission, LLC	Secretary
Lone Star Wind Holdings, LLC	Vice President and Assistant Secretary
Lone Star Wind, LLC	Vice President and Assistant Secretary
Long Island Energy Generation, LLC	Assistant Secretary
Long Island Energy Storage Holdings, LLC	Assistant Secretary
Long Island Peaker Holdings, LLC	Assistant Secretary
Long Island Solar Holdings, LLC	Assistant Secretary
Longleaf Solar Funding, LLC	Assistant Secretary
Longleaf Solar Holdings, LLC	Assistant Secretary
Longleaf Solar, LLC	Assistant Secretary
Lorenzo Wind, LLC	Assistant Secretary
Lower Crossing Wind LLC	Assistant Secretary
Lucerne Solar, LLC	Vice President and Assistant Secretary
Magnolia Waves Class A Holdings, LLC	Assistant Secretary
Magnolia Waves Funding, LLC	Assistant Secretary
Magnolia Waves Holdings, LLC	Assistant Secretary
Magnolia Waves, LLC	Assistant Secretary
Mammoth Plains Wind Project Holdings, LLC	Assistant Secretary
Mammoth Plains Wind Project, LLC	Assistant Secretary
Mango Palms Funding, LLC	Assistant Secretary
Mango Palms Holdings, LLC	Assistant Secretary
Mango Palms Portfolio, LLC	Vice President and Secretary
Marble Ridge Class A Holdings, LLC	Assistant Secretary
Marble Ridge Funding, LLC	Assistant Secretary
Marble Ridge Holdings, LLC	Assistant Secretary
Marble Ridge, LLC	Assistant Secretary
Marshall Solar, LLC	Assistant Secretary
Maverick Wind Class A Holdings, LLC	Assistant Secretary
Maverick Wind Funding, LLC	Assistant Secretary
Maverick Wind Holdings, LLC	Assistant Secretary
Maverick Wind, LLC	Assistant Secretary
MBWGD Holdings, LLC	Assistant Secretary
MBWGD Investments, LLC	Assistant Secretary
McAdam Wind LP, ULC	Assistant Secretary
McCoy CA I, LLC	Vice President and Secretary
McCoy CA II, LLC	Vice President and Secretary
McCoy Energy Storage, LLC	Vice President and Assistant Secretary
McCoy Solar Funding, LLC	Assistant Secretary
McCoy Solar Holdings, LLC	Assistant Secretary
McCoy Solar, LLC	Assistant Secretary
McKay Wind Class A Holdings, LLC	Assistant Secretary
McKay Wind Funding, LLC	Assistant Secretary
McKay Wind Holdings, LLC	Assistant Secretary
McKay Wind, LLC	Assistant Secretary
Meade Pipeline Co LLC	Assistant Secretary
Meade Pipeline Investment Holdings, LLC	Assistant Secretary

Meade Pipeline Investment, LLC	Assistant Secretary
Meadowlark Wind, LLC	Vice President and Assistant Secretary
Mendocino Capital Acquisitions, LLC	Assistant Secretary
Mendocino Capital, LLC	Assistant Secretary
Minco Redwood Holdings, LLC	Vice President and Assistant Secretary
Minco Wind Energy II, LLC	Assistant Secretary
Minco Wind Energy III, LLC	Assistant Secretary
Minco Wind I, LLC	Assistant Secretary
Minco Wind II, LLC	Vice President and Assistant Secretary
Minco Wind III, LLC	Vice President and Assistant Secretary
Minco Wind IV, LLC	Assistant Secretary
Minco Wind, LLC	Vice President and Assistant Secretary
Minudie Wind LP, ULC	Assistant Secretary
Mohave County Wind Farm Holdings, LLC	Vice President and Assistant Secretary
Mohave County Wind Farm LLC	Assistant Secretary
Monarch Wind Funding, LLC	Vice President and Assistant Secretary
Monarch Wind Holdings, LLC	Assistant Secretary
Monarch Wind, LLC	Assistant Secretary
Monterey Capital, LLC	Assistant Secretary
Montezuma Wind Holdings II, LLC	Vice President and Secretary
Moonlight Bay Class A Holdings, LLC	Assistant Secretary
Moonlight Bay Funding, LLC	Vice President and Assistant Secretary
Moonlight Bay Holdings, LLC	Vice President and Assistant Secretary
Moonlight Bay Renewables, LLC	Assistant Secretary
Mount Copper GP, Inc.	Assistant Secretary
Mount Miller GP, ULC	Assistant Secretary
Mount Miller Holdco, ULC	Assistant Secretary
Mount Miller Holdings GP, ULC	Assistant Secretary
Mountain Sunrise Funding, LLC	Assistant Secretary
Mountain Sunrise Portfolio, LLC	Assistant Secretary
Mountain Sunrise Solar, LLC	Assistant Secretary
Mountain View Solar Holdings, LLC	Assistant Secretary
Mountain View Solar, LLC	Assistant Secretary
Napa Capital Holdings Acquisitions, LLC	Assistant Secretary
Napa Capital Holdings, LLC	Assistant Secretary
NEE Acquisition Sub I, LLC	Secretary
Neptune Energy Center, LLC	Assistant Secretary
NET Holdings Management, LLC	Vice President and Assistant Secretary
New Hampshire Transmission Holdings, LLC	Assistant Secretary
New Hampshire Transmission, LLC	Assistant Secretary
New Mexico Energy Investments, LLC	Vice President and Assistant Secretary
New Mexico Wind Investments, LLC	Vice President and Assistant Secretary
New Mexico Wind, LLC	Assistant Secretary
NextCity Networks Alabama, LLC	Vice President and Secretary
NextCity Networks Arizona, LLC	Vice President and Secretary
NextCity Networks Arkansas, LLC	Vice President and Secretary
NextCity Networks Colorado, LLC	Vice President and Secretary
NextCity Networks Georgia, LLC	Vice President and Secretary
NextCity Networks Holdings, LLC	Vice President and Secretary
NextCity Networks Idaho, LLC	Vice President and Secretary
NextCity Networks Illinois, LLC	Vice President and Secretary
NextCity Networks Indiana, LLC	Vice President and Secretary
NextCity Networks Iowa, LLC	Vice President and Secretary
NextCity Networks Kansas, LLC	Vice President and Secretary
NextCity Networks Maryland, LLC	Vice President and Secretary
NextCity Networks Michigan, LLC	Vice President and Secretary
NextCity Networks Minnesota, LLC	Vice President and Secretary
NextCity Networks Missouri, LLC	Vice President and Secretary
NextCity Networks Nebraska, LLC	Vice President and Secretary

NextCity Networks New York, LLC	Vice President and Secretary
NextCity Networks Ohio, LLC	Vice President and Secretary
NextCity Networks Oklahoma, LLC	Vice President and Secretary
NextCity Networks Oregon, LLC	Vice President and Secretary
NextCity Networks Pennsylvania, LLC	Vice President and Secretary
NextCity Networks South Carolina, LLC	Vice President and Secretary
NextCity Networks Telecom, LLC	Vice President and Secretary
NextCity Networks Texas, LLC	Vice President and Secretary
NextCity Networks Utah, LLC	Vice President and Secretary
NextCity Networks Virginia, LLC	Vice President and Secretary
NextCity Networks Washington, LLC	Vice President and Secretary
NextCity Networks West Virginia, LLC	Vice President and Secretary
NextCity Networks Wisconsin, LLC	Vice President and Secretary
NextCity Networks, LLC	Vice President and Secretary
NextEra Blythe Solar Energy Center, LLC	Assistant Secretary
NextEra Canadian IP, Inc.	Assistant Secretary
NextEra Desert Center Blythe, LLC	Assistant Secretary
NextEra Desert Sunlight Holdings, LLC	Assistant Secretary
NextEra Energy Canada GP, LLC	Secretary
NextEra Energy Canada Storage LP, ULC	Assistant Secretary
NextEra Energy Canadian Holdings, ULC	Assistant Secretary
NextEra Energy Capital Holdings, Inc.	Secretary
NextEra Energy Duane Arnold, LLC	Assistant Secretary
NextEra Energy Equipment Leasing, LLC	Secretary
NextEra Energy Equity Partners GP, LLC	Assistant Secretary
NextEra Energy Foundation, Inc.	Secretary
NextEra Energy Honey Creek Wind, LLC	Vice President and Assistant Secretary
NextEra Energy Investments Solutions, LLC	Assistant Secretary
NextEra Energy Investments, LLC	Assistant Secretary
NextEra Energy Management Partners GP, LLC	Assistant Secretary
NextEra Energy Mt. Storm, LLC	Vice President and Assistant Secretary
NextEra Energy New Mexico Operating Services, LLC	Vice President and Assistant Secretary
NextEra Energy NextBridge Holding, ULC	Assistant Secretary
NextEra Energy NextBridge Holdings GP, LLC	Assistant Secretary
NextEra Energy NextBridge Holdings GP, ULC	Assistant Secretary
NextEra Energy Nuclear Support Market Resources, LLC	Assistant Secretary
NextEra Energy Pipeline Funding (Lowman), LLC	Assistant Secretary
NextEra Energy Pipeline Holdings (Lowman), LLC	Assistant Secretary
NextEra Energy Qualified Opportunity Fund III, LLC	Assistant Secretary
NextEra Energy Qualified Opportunity Fund, LLC	Assistant Secretary
NextEra Energy Qualified Opportunity Zone Business I, LLC	Assistant Secretary
NextEra Energy Qualified Opportunity Zone Business III, LLC	Assistant Secretary
NextEra Energy Resources Partners Holdings, LLC	Assistant Secretary
NextEra Energy Resources Partners, LLC	Assistant Secretary
NextEra Energy Resources, LLC	Secretary
NextEra Energy Sabal Trail Transmission Holdings, LLC	Assistant Secretary
NextEra Energy Seabrook, LLC	Assistant Secretary
NextEra Energy Transmission Funding, LLC	Assistant Secretary
Nextera Energy Transmission Holdings, LLC	Assistant Secretary
Nextera Energy Transmission MidAtlantic, Inc	Assistant Secretary
NextEra Energy Transmission New York Holdings, LLC	Secretary
NextEra Energy Transmission New York, Inc.	Assistant Secretary
NextEra Energy UCT Holding, Inc.	Assistant Secretary
NextEra Energy, Inc.	Vice President, Compliance and Corporate Secretary
NextEra Home, LLC	Vice President and Secretary
NextEra Lighting and Metering Solutions, LLC	Vice President and Secretary
NextEra Registered Agency, LLC	President
NextEra Strategic Energy Services, LLC	Assistant Secretary
NextEra Transmission Asset Acquisition Holdings, LLC	Assistant Secretary

Ninnescah Wind Energy LLC	Assistant Secretary
Nitro Renewables Holdings, LLC	Assistant Secretary
Nitro Renewables, LLC	Assistant Secretary
Niyol Wind, LLC	Assistant Secretary
Nokota Wind Funding, LLC	Vice President and Assistant Secretary
Nokota Wind Holdings, LLC	Assistant Secretary
Nokota Wind, LLC	Assistant Secretary
North American Power Systems Solar, LLC	Vice President and Assistant Secretary
North Central Valley Energy Storage, LLC	Assistant Secretary
North Sky River Energy Holdings, LLC	Vice President and Assistant Secretary
North Sky River Energy, LLC	Assistant Secretary
Northern Colorado Wind Energy Center II, LLC	Assistant Secretary
Northern Colorado Wind Energy Center, LLC	Assistant Secretary
Northern Colorado Wind Energy, LLC	Vice President and Assistant Secretary
Northern Cross Investments, Inc.	Vice President and Assistant Secretary
Northern Divide Wind, LLC	Assistant Secretary
Northern Frontier Wind Funding, LLC	Vice President and Assistant Secretary
Northern Frontier Wind Holding, LLC	Vice President and Assistant Secretary
Northern Frontier Wind, LLC	Vice President and Assistant Secretary
Northpoint I Wind LP, ULC	Assistant Secretary
Northpoint II Wind LP, ULC	Assistant Secretary
Oklahoma Wind Portfolio, LLC	Vice President and Assistant Secretary
Oklahoma Wind, LLC	Assistant Secretary
Oliver Wind Energy Center II, LLC	Assistant Secretary
Oliver Wind I, LLC	Assistant Secretary
Oliver Wind III, LLC	Assistant Secretary
Orange Grove Title Holdings, LLC	Secretary
Ord Mountain Solar, LLC	Vice President and Assistant Secretary
Osborn Wind Energy, LLC	Assistant Secretary
Osceola Windpower II, LLC	Vice President and Assistant Secretary
Osceola Windpower, LLC	Vice President and Assistant Secretary
OTG, LLC	Vice President and Assistant Secretary
Pacific Plains Wind Class A Holdings, LLC	Assistant Secretary
Pacific Plains Wind Funding, LLC	Vice President and Assistant Secretary
Pacific Plains Wind Holdings, LLC	Vice President and Assistant Secretary
Pacific Plains Wind Portfolio, LLC	Vice President and Assistant Secretary
Pacific Plains Wind, LLC	Assistant Secretary
Pacific Power Investments, LLC	Assistant Secretary
Palmwood Wind Class A Holdings, LLC	Assistant Secretary
Palmwood Wind Funding, LLC	Assistant Secretary
Palmwood Wind Holdings, LLC	Assistant Secretary
Palmwood Wind Portfolio, LLC	Assistant Secretary
Palmwood Wind, LLC	Assistant Secretary
Palo Duro Wind Energy, LLC	Assistant Secretary
Palo Duro Wind Holdings SellCo, LLC	Vice President and Assistant Secretary
Palo Duro Wind Portfolio, LLC	Assistant Secretary
Palo Duro Wind Project Holdings, LLC	Assistant Secretary
Palomino Wind Funding, LLC	Vice President and Assistant Secretary
Palomino Wind Holdings, LLC	Assistant Secretary
Palomino Wind, LLC	Assistant Secretary
Pandora Solar, LLC	Assistant Secretary
Panther Forge Funding, LLC	Assistant Secretary
Panther Forge Holdings, LLC	Assistant Secretary
Panther Forge Solar, LLC	Assistant Secretary
Panther Forge Wind, LLC	Assistant Secretary
Parcel 5A Property Owners Association, Inc.	Director
Parcel 5A Property Owners Association, Inc.	President
Parcel 5A Property Owners Association, Inc.	Assistant Secretary
Parry Energy Storage GP, LLC	Assistant Secretary

Parry Energy Storage GP, ULC	Assistant Secretary
Parry Energy Storage LP, ULC	Assistant Secretary
Paso Bronco Holdings, LLC	Assistant Secretary
Paso Bronco, LLC	Assistant Secretary
Peace Garden Wind Funding, LLC	Vice President and Assistant Secretary
Peace Garden Wind Holdings, LLC	Vice President and Assistant Secretary
Peace Garden Wind, LLC	Vice President and Assistant Secretary
Peach Grove Class A Holdings, LLC	Assistant Secretary
Peach Grove Funding, LLC	Assistant Secretary
Peach Grove Portfolio, LLC	Assistant Secretary
Peach Grove, LLC	Assistant Secretary
Peetz Table Wind Energy, LLC	Vice President and Assistant Secretary
Peetz Table Wind, LLC	Assistant Secretary
Pegasus Wind, LLC	Assistant Secretary
Pennsylvania Windfarms, LLC	Vice President and Assistant Secretary
Penta Wind Holding, LLC	Vice President and Assistant Secretary
Penta Wind, LLC	Vice President and Assistant Secretary
Pescadero Capital, LLC	Assistant Secretary
Pheasant Run Wind Holdings II, LLC	Vice President and Assistant Secretary
Pheasant Run Wind Holdings, LLC	Assistant Secretary
Pheasant Run Wind, LLC	Assistant Secretary
Pinal Central Energy Center Holdings, LLC	Assistant Secretary
Pinal Central Energy Center, LLC	Assistant Secretary
Pine Brooke Class A Holdings, LLC	Assistant Secretary
Pine Brooke, LLC	Assistant Secretary
Pioneer Hutt Wind Energy LLC	Assistant Secretary
Pioneer Plains Wind Funding, LLC	Vice President and Assistant Secretary
Pioneer Plains Wind Holdings, LLC	Vice President and Assistant Secretary
Pioneer Plains Wind, LLC	Vice President and Assistant Secretary
Point Beach Solar, LLC	Assistant Secretary
Ponderosa Wind, LLC	Assistant Secretary
Post Wind, LLC	Assistant Secretary
Prairie View Wind Holdings, LLC	Assistant Secretary
Pratt Wind, LLC	Assistant Secretary
Proxima Portfolio, LLC	Vice President and Secretary
Proxima Solar, LLC	Assistant Secretary
Pubnico Point Wind Farm Inc.	Assistant Secretary
PWD and PWP, LLC	Assistant Secretary
Quinebaug Solar, LLC	Assistant Secretary
Quitman II Solar, LLC	Assistant Secretary
Quitman Solar, LLC	Assistant Secretary
Red Deer Solar LP, ULC	Assistant Secretary
Red Mesa Wind Investments, LLC	Assistant Secretary
Red Mesa Wind, LLC	Assistant Secretary
Red River Wind Funding, LLC	Vice President and Assistant Secretary
Red River Wind Holdings, LLC	Vice President and Assistant Secretary
Red River Wind, LLC	Vice President and Assistant Secretary
Red Sky Portfolio, LLC	Vice President and Secretary
Red Sky Solar Class A Holdings, LLC	Assistant Secretary
Red Sky Solar Funding, LLC	Assistant Secretary
Red Sky Solar Holdings, LLC	Assistant Secretary
Red Sky Solar, LLC	Assistant Secretary
Redwood Meade Midstream MPC, LLC	Assistant Secretary
Redwood Meade Pipeline, LLC	Assistant Secretary
Redwood Midstream, LLC	Assistant Secretary
Redwood Trails Portfolio, LLC	Vice President and Secretary
Redwood Trails Wind Holdings, LLC	Assistant Secretary
Redwood Trails Wind, LLC	Assistant Secretary
Renewable Portfolio Holdings, LLC	Assistant Secretary

Renewables Portfolio Class B Holdings, LLC	Assistant Secretary
Resurgence Solar I, LLC	Assistant Secretary
Resurgence Solar II, LLC	Assistant Secretary
Resurgence Solar Portfolio, LLC	Vice President and Secretary
RET Coram Tehachapi Wind GP, LLC	Assistant Secretary
RET Tehachapi Wind Development, LLC	Assistant Secretary
River Bend Solar, LLC	Assistant Secretary
River Road Interests LLC	Assistant Secretary
Roadrunner Solar Portfolio Holdings, LLC	Vice President and Assistant Secretary
Roadrunner Solar Portfolio, LLC	Vice President and Assistant Secretary
Rodeo Wind Class A Holdings, LLC	Assistant Secretary
Rodeo Wind Funding, LLC	Assistant Secretary
Rodeo Wind Holdings, LLC	Assistant Secretary
Rodeo Wind, LLC	Assistant Secretary
Rosales Solar Funding, LLC	Assistant Secretary
Rosales Solar Holdings, LLC	Assistant Secretary
Rosales Solar Partners, LLC	Assistant Secretary
Rose McKay Wind Funding, LLC	Assistant Secretary
Rose McKay Wind Holdings, LLC	Assistant Secretary
Rose Wind Class A Holdings, LLC	Assistant Secretary
Rose Wind, LLC	Assistant Secretary
Rosmar Class A Funding, LLC	Assistant Secretary
Rosmar Class A Holdings, LLC	Assistant Secretary
Rosmar Class B Funding, LLC	Assistant Secretary
Rosmar Class B Holdings, LLC	Assistant Secretary
Roswell Solar, LLC	Assistant Secretary
Roundhouse Renewable Energy II, LLC	Assistant Secretary
Roundhouse Renewable Energy, LLC	Assistant Secretary
Roundhouse Renewables Holdings, LLC	Vice President and Assistant Secretary
Route 66 Solar Energy Center, LLC	Assistant Secretary
Route 66 Solar Holdings, LLC	Assistant Secretary
Rubric Class A Holdings, LLC	Assistant Secretary
Rubric Funding, LLC	Assistant Secretary
Rubric Holdings, LLC	Assistant Secretary
Rubric Portfolio Holdings, LLC	Assistant Secretary
Rubric Portfolio, LLC	Assistant Secretary
Rubric, LLC	Assistant Secretary
Rush Springs Energy Storage, LLC	Assistant Secretary
Rush Springs Wind Energy, LLC	Assistant Secretary
S4 Funding Holdings, LLC	Assistant Secretary
S4 Funding, LLC	Assistant Secretary
S4 Rosmar Portfolio, LLC	Assistant Secretary
Sac County Wind Class A Holdings, LLC	Assistant Secretary
Sac County Wind, LLC	Assistant Secretary
Saint Energy Storage II, LLC	Assistant Secretary
Saint Solar II, LLC	Assistant Secretary
Saint Solar, LLC	Assistant Secretary
San Jacinto Solar 14.5, LLC	Vice President and Assistant Secretary
San Jacinto Solar 5.5, LLC	Vice President and Assistant Secretary
Sanford Airport Solar, LLC	Assistant Secretary
SCal Acquisition LLC	Secretary
Seiling Wind Holdings, LLC	Assistant Secretary
Seiling Wind II, LLC	Assistant Secretary
Seiling Wind Investments, LLC	Assistant Secretary
Seiling Wind Portfolio, LLC	Assistant Secretary
Seiling Wind, LLC	Assistant Secretary
Shafter Solar Holdings, LLC	Assistant Secretary
Shafter Solar Portfolio, LLC	Vice President and Secretary
Shafter Solar SellCo, LLC	Vice President and Assistant Secretary

Shafter Solar, LLC	Assistant Secretary
Shamrock Wind, LLC	Assistant Secretary
Shaw Creek Funding, LLC	Assistant Secretary
Shaw Creek Investments, LLC	Assistant Secretary
Shaw Creek Solar Holdings, LLC	Assistant Secretary
Shaw Creek Solar, LLC	Assistant Secretary
Sholes Wind Class A Holdings, LLC	Assistant Secretary
Sholes Wind Funding, LLC	Assistant Secretary
Sholes Wind Holdings, LLC	Assistant Secretary
Sholes Wind Portfolio, LLC	Assistant Secretary
Sholes Wind, LLC	Assistant Secretary
Sierra Solar Funding, LLC	Assistant Secretary
Sierra Solar Holdings, LLC	Assistant Secretary
Silver Skyline Class A Holdings, LLC	Assistant Secretary
Silver Skyline Funding, LLC	Assistant Secretary
Silver Skyline Holdings, LLC	Assistant Secretary
Silver Skyline, LLC	Assistant Secretary
Silver State Solar Power South, LLC	Assistant Secretary
Silver State South Solar, LLC	Assistant Secretary
Silver State South Storage, LLC	Assistant Secretary
SIP Management II, LLC	Assistant Secretary
SIP Management III, LLC	Assistant Secretary
SIP Management, LLC	Assistant Secretary
SIP SellCo II, LLC	Assistant Secretary
SIP SellCo III, LLC	Assistant Secretary
SIP SellCo IV, LLC	Assistant Secretary
SIP SellCo, LLC	Assistant Secretary
Sirius Solar, LLC	Vice President and Assistant Secretary
Skeleton Creek Energy Center, LLC	Assistant Secretary
Skeleton Creek Wind, LLC	Assistant Secretary
Sky Ranch Energy Storage Holdings, LLC	Assistant Secretary
Sky Ranch Solar Holdings, LLC	Assistant Secretary
Sky Ranch Solar, LLC	Assistant Secretary
Sky River Wind Holdings, LLC	Vice President and Secretary
Sky River Wind, LLC	Assistant Secretary
Solar Holdings Portfolio 12, LLC	Assistant Secretary
Soldier Creek Wind, LLC	Assistant Secretary
Sonoran Solar Energy, LLC	Assistant Secretary
Sooner Wind, LLC	Assistant Secretary
South Lake Solar, LLC	Vice President and Assistant Secretary
South Texas Midstream Holdings, LLC	Assistant Secretary
South Texas Midstream, LLC	Assistant Secretary
South Texas Wind Holdings, LLC	Vice President and Assistant Secretary
Southwest Wind Class A Holdings, LLC	Assistant Secretary
Southwest Wind Funding, LLC	Assistant Secretary
Southwest Wind, LLC	Assistant Secretary
Sponsor Holdings, LLC	Assistant Secretary
Square Lake Holdings, Inc.	Assistant Secretary
SR Wind Holdings, LLC	Vice President and Secretary
Stargrass Class A Holdings, LLC	Assistant Secretary
Stargrass Funding, LLC	Vice President and Assistant Secretary
Stargrass Holdings, LLC	Vice President and Assistant Secretary
Stargrass, LLC	Assistant Secretary
Steele Flats Wind Project, LLC	Assistant Secretary
Sterling Wind Class A Holdings, LLC	Assistant Secretary
Sterling Wind Funding, LLC	Assistant Secretary
Sterling Wind Holdings, LLC	Assistant Secretary
Sterling Wind, LLC	Assistant Secretary
Storey Bend Solar, LLC	Assistant Secretary

Storey Bend Transmission, LLC	Assistant Secretary
Storey Energy Center, LLC	Assistant Secretary
Story County Wind, LLC	Assistant Secretary
Story Wind, LLC	Vice President and Assistant Secretary
Stuttgart Solar Holdings, LLC	Assistant Secretary
Stuttgart Solar, LLC	Assistant Secretary
Sunlight Portfolio II, LLC	Vice President and Secretary
Sunlight Renewables Class A Holdings II, LLC	Assistant Secretary
Sunlight Renewables Class A Holdings, LLC	Assistant Secretary
Sunlight Renewables Holdings II, LLC	Assistant Secretary
Sunlight Renewables Holdings, LLC	Vice President and Secretary
Sunlight Renewables II, LLC	Assistant Secretary
Sunlight Renewables, LLC	Assistant Secretary
Sunlight Storage II, LLC	Assistant Secretary
Sunlight Storage, LLC	Assistant Secretary
Swift Wind LP, ULC	Assistant Secretary
Taylor Creek Solar, LLC	Assistant Secretary
TET Holdings, LLC	Vice President and Assistant Secretary
Thames Solar LP, ULC	Assistant Secretary
Thunder Wolf Energy Center, LLC	Assistant Secretary
Timberwolf Wind, LLC	Assistant Secretary
Titan Solar, LLC	Assistant Secretary
Topaz Wind Class A Holdings, LLC	Assistant Secretary
Topaz Wind Funding, LLC	Assistant Secretary
Topaz Wind Holdings, LLC	Assistant Secretary
Topaz Wind, LLC	Assistant Secretary
Torrecillas Wind Energy, LLC	Assistant Secretary
Trailblazer Wind Class A Holdings, LLC	Assistant Secretary
Trailblazer Wind Funding, LLC	Assistant Secretary
Trailblazer Wind Holdings, LLC	Assistant Secretary
Trailblazer Wind, LLC	Assistant Secretary
Trans Bay Cable LLC	Secretary
Trans Bay Funding II LLC	Secretary
Transmission Services Holdings LLC	Secretary
Trelina Solar Energy Center, LLC	Assistant Secretary
Trout Lake I Solar LP, ULC	Assistant Secretary
Trout Lake II Solar LP, ULC	Assistant Secretary
Trout Lake III Solar LP, ULC	Assistant Secretary
Troutdale Portfolio, LLC	Vice President and Secretary
Tsuga Pine Wind Holdings, LLC	Vice President and Assistant Secretary
Tsuga Pine Wind, LLC	Vice President and Assistant Secretary
Turquoise Sky Class A Holdings, LLC	Assistant Secretary
Turquoise Sky Funding, LLC	Assistant Secretary
Turquoise Sky Holdings, LLC	Assistant Secretary
Turquoise Sky, LLC	Assistant Secretary
Tuscola Wind II, LLC	Assistant Secretary
TXen Pipeline, LLC	Assistant Secretary
United HomeVu Holdings, LLC	Vice President and Secretary
United HomeVu Illinois, LLC	Vice President and Secretary
United HomeVu Kansas, LLC	Vice President and Secretary
United HomeVu Maryland, LLC	Vice President and Secretary
United HomeVu Michigan, LLC	Vice President and Secretary
United HomeVu Mississippi, LLC	Vice President and Secretary
United HomeVu Ohio, LLC	Vice President and Secretary
United HomeVu Tennessee, LLC	Vice President and Secretary
US Marcellus Gas Infrastructure, LLC	Assistant Secretary
US SellCo II, LLC	Assistant Secretary
US SellCo, LLC	Assistant Secretary
US Southeastern Gas Infrastructure, LLC	Assistant Secretary

USG Properties Haynesville (PDPCO), LLC	Assistant Secretary
Valley Farms Energy Center, LLC	Assistant Secretary
Vansycle II Portfolio, LLC	Vice President and Secretary
Vansycle II Wind, LLC	Assistant Secretary
Vaquero Wind Class A Holdings, LLC	Assistant Secretary
Vaquero Wind Funding, LLC	Assistant Secretary
Vaquero Wind Holdings, LLC	Assistant Secretary
Vaquero Wind TE Portfolio Holdings, LLC	Assistant Secretary
Vaquero Wind, LLC	Assistant Secretary
Vasco Winds Holdings, LLC	Vice President and Secretary
VMCLR Holdings, LLC	Assistant Secretary
W2 Solar Holdings, LLC	Vice President and Secretary
Waco Solar, LLC	Assistant Secretary
Wadley Solar, LLC	Assistant Secretary
Walleye Wind, LLC	Assistant Secretary
Watkins Glen Solar Energy Center, LLC	Assistant Secretary
Weatherford Wind, LLC	Assistant Secretary
Wessington Springs Wind, LLC	Assistant Secretary
Wessington Wind Energy Center, LLC	Vice President and Assistant Secretary
Western Wind Holdings, LLC	Vice President and Assistant Secretary
Westside Solar, LLC	Assistant Secretary
Wheatridge Portfolio, LLC	Vice President and Secretary
Wheatridge Solar Energy Center, LLC	Assistant Secretary
Wheatridge Solar Portfolio, LLC	Vice President and Secretary
Wheatridge Wind Energy, LLC	Vice President and Assistant Secretary
Wheatridge Wind II, LLC	Assistant Secretary
Whiptail Wind, LLC	Assistant Secretary
Whiptail-Montezuma Funding, LLC	Assistant Secretary
Whiptail-Montezuma Holdings, LLC	Assistant Secretary
White Mesa Holdings, LLC	Vice President and Assistant Secretary
White Mesa Wind, LLC	Assistant Secretary
White Oak B Company, LLC	Vice President and Assistant Secretary
White Oak Energy Backleverage Holding, LLC	Vice President and Assistant Secretary
White Oak Energy Funding Holding, LLC	Vice President and Assistant Secretary
White Oak Energy Funding, LLC	Vice President and Assistant Secretary
White Oak Energy Holdings, LLC	Assistant Secretary
White Oak Solar, LLC	Assistant Secretary
White Pine Solar, LLC	Assistant Secretary
Whitney Point Solar, LLC	Assistant Secretary
Wild Prairie Wind Holdings, LLC	Vice President and Assistant Secretary
Wild Prairie Wind, LLC	Vice President and Assistant Secretary
Wildcat Ranch Wind Project, LLC	Assistant Secretary
Wildflower Wind Class A Holdings, LLC	Assistant Secretary
Wildflower Wind Funding, LLC	Assistant Secretary
Wildflower Wind Holdings, LLC	Assistant Secretary
Wildflower Wind Portfolio, LLC	Assistant Secretary
Wildflower Wind, LLC	Assistant Secretary
Wilmot Energy Center, LLC	Assistant Secretary
Wilton Wind Energy I, LLC	Assistant Secretary
Wilton Wind Energy II, LLC	Assistant Secretary
Wilton Wind II, LLC	Vice President and Assistant Secretary
Windpower Partners 1994, LLC	Vice President and Assistant Secretary
Windstar Portfolio, LLC	Vice President and Secretary
Winston Creek Bonus, LLC	Assistant Secretary
Winston Creek Funding, LLC	Assistant Secretary
Winston Creek Holdings, LLC	Assistant Secretary
Winston Creek MACRS, LLC	Assistant Secretary
Winters Edge Class A Holdings, LLC	Assistant Secretary
Winters Edge Funding, LLC	Assistant Secretary

Winters Edge Holdings, LLC	Assistant Secretary	
Winters Edge, LLC	Assistant Secretary	
Wolf Ridge Wind Energy, LLC	Assistant Secretary	
Wolf Ridge Wind, LLC	Vice President and Assistant Secretary	
Woods Wildflower Portfolio, LLC	Assistant Secretary	
Woods Wind Class A Holdings, LLC	Assistant Secretary	
Woods Wind Funding, LLC	Assistant Secretary	
Woods Wind Holdings, LLC	Vice President and Assistant Secretary	
Woods Wind Holdings, LLC	Assistant Secretary	
Woods Wind, LLC	Assistant Secretary	
Woodward Mountain Wind, LLC	Assistant Secretary	
WPP 1993 Holdings, LLC	Vice President and Secretary	
XPLR Infrastructure Acquisitions, LLC	Assistant Secretary	
XPLR Infrastructure Bluff Point, LLC	Assistant Secretary	
XPLR Infrastructure Operating Partners GP, LLC	Assistant Secretary	
XPLR Infrastructure Partners GP, Inc.	Corporate Secretary	
XPLR Infrastructure Pipeline Holdings, LLC	Assistant Secretary	
XPLR Infrastructure Pipelines, LLC	Assistant Secretary	
XPLR Infrastructure US Partners Holdings, LLC	Assistant Secretary	
XPLR Infrastructure Ventures, LLC	Assistant Secretary	
XPLR Infrastructure, LP	Corporate Secretary	
XPLR Nitro Renewables Holdings, LLC	Assistant Secretary	
XPLR Renewables Holdings II, LLC	Assistant Secretary	
XPLR Renewables Holdings III, LLC	Assistant Secretary	
XPLR Renewables Holdings IV, LLC	Assistant Secretary	
XPLR Renewables Holdings, LLC	Assistant Secretary	
XPLR Renewables II, LLC	Assistant Secretary	
XPLR Renewables III, LLC	Assistant Secretary	
XPLR Renewables IV, LLC	Assistant Secretary	
XPLR Renewables, LLC	Assistant Secretary	
Yellow Pine Energy Center I, LLC	Assistant Secretary	
Yellow Pine Energy Center II, LLC	Assistant Secretary	
Yellow Pine Solar II, LLC	Assistant Secretary	
Yellow Pine Solar, LLC	Assistant Secretary	
Young Wind, LLC	Assistant Secretary	
Zephyrus Wind LP, ULC	Assistant Secretary	
Immigration Equality (non-profit)	Director	40 Exchange Place, #1300, New York, NY 10005

W. Scott Seeley	Vice President, Compliance and Corporate Secretary (5/30/2014-9/13/2024)
-----------------	--

Entity	Title	Address (other than 700 Universe Blvd., Juno Beach, FL 33408)
4263766 Canada Inc.	Assistant Secretary	
4263766 Canada Inc.	Assistant Secretary	
700 Universal, S. de R.L. de C.V.	Secretary	
700 Universe III, LLC	Secretary	
700 Universe, LLC	Secretary	
Addison Edge Holdings, LLC	Assistant Secretary	
Adelanto CA I, LLC	Vice President and Secretary	
Adelanto CA II, LLC	Vice President and Secretary	
Adelanto Solar Funding, LLC	Assistant Secretary	
Adelanto Solar Holdings, LLC	Assistant Secretary	
Adelanto Solar II, LLC	Assistant Secretary	
Adelanto Solar, LLC	Assistant Secretary	
Alandco Inc.	Director	
Alandco Inc.	Vice President and Assistant Secretary	
ALDH Realty Holdings, LLC	Vice President and Assistant Secretary	
Alta Wind Portfolio, LLC	Vice President and Secretary	
Appaloosa Run Wind, LLC	Assistant Secretary	
Aquilo Holdings LP, ULC	Assistant Secretary	
Aquilo Holdings LP, ULC	Assistant Secretary	
Aquilo LP, ULC	Assistant Secretary	
Aries Solar Holding, LLC	Vice President and Assistant Secretary	
Arlington Cereal City Funding, LLC	Assistant Secretary	
Arlington Cereal City Holdings, LLC	Assistant Secretary	
Arlington Class A Holdings I, LLC	Assistant Secretary	
Arlington Class A Holdings II, LLC	Assistant Secretary	
Arlington Energy Center II, LLC	Assistant Secretary	
Arlington Energy Center III, LLC	Assistant Secretary	
Arlington Energy Center Portfolio, LLC	Assistant Secretary	
Arlington Holdings II, LLC	Assistant Secretary	
Arlington III Class A Holdings I, LLC	Assistant Secretary	
Arlington III Class A Holdings II, LLC	Assistant Secretary	
Arlington Portfolio II Holdings, LLC	Assistant Secretary	
Arlington Portfolio II, LLC	Vice President and Secretary	
Arlington Portfolio III, LLC	Vice President and Secretary	
Armadillo Flats Wind Project, LLC	Assistant Secretary	
Asher Class A Holdings, LLC	Assistant Secretary	
Asher Funding, LLC	Assistant Secretary	
Asher Portfolio, LLC	Assistant Secretary	
Asher, LLC	Assistant Secretary	
Ashtabula Wind I, LLC	Assistant Secretary	
Ashtabula Wind, LLC	Vice President and Assistant Secretary	
Autumn Shores Class A Holdings, LLC	Assistant Secretary	
Autumn Shores Funding, LLC	Assistant Secretary	
Autumn Shores Holdings, LLC	Assistant Secretary	
Autumn Shores, LLC	Assistant Secretary	
Avalon Sands Class A Holdings, LLC	Assistant Secretary	
Avalon Sands Funding, LLC	Assistant Secretary	
Avalon Sands Holdings, LLC	Assistant Secretary	
Avalon Sands Portfolio, LLC	Assistant Secretary	
Avalon Sands, LLC	Assistant Secretary	
Babbitt Ranch Energy Center, LLC	Assistant Secretary	
BAC Investment Corp.	Vice President and Assistant Secretary	
Baldwin Wind Energy, LLC	Assistant Secretary	
Baldwin Wind, LLC	Vice President and Assistant Secretary	
Banyard Springs Holdings, LLC	Assistant Secretary	

451-64

Brady Wind II, LLC	Assistant Secretary
Brady Wind, LLC	Assistant Secretary
Breckinridge Wind Class A Holdings, LLC	Assistant Secretary
Breckinridge Wind Funding, LLC	Vice President and Assistant Secretary
Breckinridge Wind Holdings, LLC	Vice President and Assistant Secretary
Breckinridge Wind Project, LLC	Assistant Secretary
Brickyard Energy Storage, LLC	Assistant Secretary
Bright Wind Class A Holdings, LLC	Assistant Secretary
Bright Wind Funding, LLC	Assistant Secretary
Bright Wind Holdings, LLC	Assistant Secretary
Bright Wind, LLC	Assistant Secretary
Bronco Plains Wind II, LLC	Assistant Secretary
Bronco Plains Wind, LLC	Assistant Secretary
BTAC Holdingz, LLC	Vice President and Assistant Secretary
Buena Vista Energy Center II, LLC	Vice President and Assistant Secretary
Buena Vista Energy Center, LLC	Assistant Secretary
Buena Vista Energy Holdings, LLC	Assistant Secretary
Buffalo Ridge Wind, LLC	Assistant Secretary
Buffalo Trail Solar LP, ULC	Assistant Secretary
Butler Ridge Wind Energy Center, LLC	Assistant Secretary
Calistoga Capital, LLC	Assistant Secretary
Callahan Wind Divide, LLC	Assistant Secretary
Callahan Wind, LLC	Vice President and Assistant Secretary
Cap Ridge Wind I, LLC	Assistant Secretary
Cap Ridge Wind II, LLC	Assistant Secretary
Cap Ridge Wind III, LLC	Assistant Secretary
Cap Ridge Wind IV, LLC	Assistant Secretary
Capricorn Ridge Power Seller, LLC	Vice President and Assistant Secretary
Capricorn Ridge Wind Holdings, LLC	Vice President and Assistant Secretary
Capricorn Ridge Wind II, LLC	Vice President and Assistant Secretary
Capricorn Ridge Wind, LLC	Vice President and Assistant Secretary
Carousel Wind Farm, LLC	Assistant Secretary
Carousel Wind Holdings, LLC	Assistant Secretary
Casa Mesa Wind Investments, LLC	Assistant Secretary
Casa Mesa Wind, LLC	Assistant Secretary
Cavalry Energy Center, LLC	Assistant Secretary
Cedar Bluff Wind, LLC	Assistant Secretary
Cedar Springs Transmission LLC	Assistant Secretary
Cedar Springs Wind III, LLC	Assistant Secretary
Cedar Springs Wind, LLC	Assistant Secretary
Centennial Wind Funding, LLC	Assistant Secretary
Centennial Wind Holdings, LLC	Vice President and Assistant Secretary
Centennial Wind, LLC	Assistant Secretary
Central Midway Class A Holdings, LLC	Assistant Secretary
Central Midway Funding, LLC	Assistant Secretary
Central Midway Holdings, LLC	Assistant Secretary
Central Midway, LLC	Assistant Secretary
Central States Wind Holdings, LLC	Vice President and Assistant Secretary
Central States Wind, LLC	Vice President and Assistant Secretary
Cereal City Holdings, LLC	Assistant Secretary
Cereal City Solar, LLC	Assistant Secretary
Cerro Gordo Wind, LLC	Assistant Secretary
Chaves County Solar Holdings, LLC	Assistant Secretary
Chaves County Solar II, LLC	Assistant Secretary
Chaves County Solar, LLC	Assistant Secretary
Cheyenne Wind Holdings, LLC	Vice President and Assistant Secretary
Cheyenne Wind, LLC	Vice President and Assistant Secretary
Chicot Solar Holdings, LLC	Assistant Secretary
Chicot Solar, LLC	Assistant Secretary

Cimarron Wind Energy Holdings II, LLC	Assistant Secretary
Cimarron Wind Energy Holdings, LLC	Assistant Secretary
Cimarron Wind Energy, LLC	Assistant Secretary
Clarabelle I Solar LP, ULC	Assistant Secretary
Clarabelle II Solar LP, ULC	Assistant Secretary
Clarabelle III Solar LP, ULC	Assistant Secretary
Clearwater Energy Resources LLC	Assistant Secretary
Clearwater Wind II, LLC	Assistant Secretary
Common Unit Holdings, LLC	Assistant Secretary
Contra Costa Capital, LLC	Assistant Secretary
Cool Springs Solar, LLC	Assistant Secretary
Coolidge Solar I, LLC	Assistant Secretary
Coram California Development, L.P.	Assistant Secretary
Coram Portfolio II, LLC	Vice President and Secretary
Coram Portfolio, LLC	Vice President and Secretary
Cordukes Solar LP, ULC	Assistant Secretary
Costigan Wind LP, ULC	Assistant Secretary
Cottonwood Wind Project Holdings, LLC	Assistant Secretary
Cottonwood Wind Project, LLC	Assistant Secretary
CP II CAD Holdings LP GP, LLC	Assistant Secretary
CP II Funding GP, LLC	Assistant Secretary
CP II Funding GP, ULC	Assistant Secretary
CP II Holdings GP, Inc.	Assistant Secretary
CP II Holdings GP, Inc.	Assistant Secretary
CP II Holdings LP GP, ULC	Assistant Secretary
CP II Holdings LP, ULC	Assistant Secretary
CP II Holdings LP, ULC	Assistant Secretary
Crow Creek Solar Portfolio, LLC	Vice President and Secretary
Crowned Ridge Wind, LLC	Assistant Secretary
Crystal Lake Wind Energy I, LLC	Assistant Secretary
Crystal Lake Wind Energy II, LLC	Assistant Secretary
Crystal Lake Wind Energy III, LLC	Assistant Secretary
Crystal Lake Wind II, LLC	Vice President and Assistant Secretary
Crystal Lake Wind III, LLC	Vice President and Assistant Secretary
Crystal Lake Wind, LLC	Vice President and Assistant Secretary
Cutler Brothers Class A Holdings, LLC	Assistant Secretary
Cutler Brothers Funding, LLC	Assistant Secretary
Cutler Brothers Holdings, LLC	Assistant Secretary
Cutler Brothers Portfolio, LLC	Assistant Secretary
Cutler Brothers, LLC	Assistant Secretary
Data Center Logistics, LLC	Vice President and Assistant Secretary
Day County Wind I, LLC	Assistant Secretary
Day County Wind, LLC	Vice President and Assistant Secretary
Delaware Mountain Wind Farm, LLC	Vice President and Assistant Secretary
Desert Sunlight 250, LLC	Assistant Secretary
Desert Sunlight 300, LLC	Assistant Secretary
Desert Sunlight Holdings, LLC	Assistant Secretary
DG SB Portfolio, LLC	Vice President and Secretary
Dissolution Solutions (DE), LLC	Vice President and Assistant Secretary
Dissolution Solutions (NEP), LLC	Vice President and Assistant Secretary
Dodge County Wind, LLC	Assistant Secretary
Dodge Flat Solar, LLC	Assistant Secretary
Dogwood Wind Funding II, LLC	Vice President and Assistant Secretary
Dogwood Wind Holdings, LLC	Assistant Secretary
Dogwood Wind, LLC	Assistant Secretary
Dougherty County Solar LLC	Assistant Secretary
East Durham Wind BC Holdings, ULC	Assistant Secretary
East Durham Wind BC Holdings, ULC	Assistant Secretary
East Durham Wind Funding GP, LLC	Assistant Secretary

East Durham Wind Funding GP, ULC	Assistant Secretary
East Durham Wind GP, LLC	Assistant Secretary
East Durham Wind GP, ULC	Assistant Secretary
East Point Energy Center, LLC	Assistant Secretary
EFH Merger Co., LLC	Secretary
Eight Point Wind, LLC	Assistant Secretary
Elk City II Wind Funding, LLC	Assistant Secretary
Elk City II Wind Holdings, LLC	Vice President and Assistant Secretary
Elk City II Wind, LLC	Vice President and Assistant Secretary
Elk City Renewables II, LLC	Assistant Secretary
Ellwood Energy Center, LLC	Vice President and Assistant Secretary
Elmira Energy Storage GP, ULC	Assistant Secretary
Elmira Energy Storage LP, ULC	Assistant Secretary
Elmsthorpe Wind LP, ULC	Assistant Secretary
Elora Solar, LLC	Assistant Secretary
EMB Investments, Inc.	Director
EMB Investments, Inc.	Vice President and Assistant Secretary
Emerald Breeze Class A Holdings, LLC	Assistant Secretary
Emerald Breeze Funding, LLC	Assistant Secretary
Emerald Breeze Holdings, LLC	Assistant Secretary
Emerald Breeze, LLC	Assistant Secretary
Emmons-Logan Wind Class A Holdings, LLC	Assistant Secretary
Emmons-Logan Wind Funding, LLC	Assistant Secretary
Emmons-Logan Wind Holdings, LLC	Assistant Secretary
Emmons-Logan Wind Portfolio, LLC	Assistant Secretary
Emmons-Logan Wind, LLC	Assistant Secretary
Endeavor Wind I, LLC	Assistant Secretary
Endeavor Wind II, LLC	Assistant Secretary
Ensign Wind Energy, LLC	Assistant Secretary
Ensign Wind, LLC	Vice President and Assistant Secretary
ESI Energy, LLC	Assistant Secretary
ESI Mojave LLC	Vice President and Assistant Secretary
ESI Mojave, Inc.	Vice President and Assistant Secretary
Excelsior Energy Center, LLC	Assistant Secretary
Farmington Solar, LLC	Assistant Secretary
Fish Springs Ranch Solar, LLC	Assistant Secretary
Florida Pipeline Funding, LLC	Assistant Secretary
Florida Pipeline Holdings, LLC	Assistant Secretary
Florida Southeast Connection, LLC	Assistant Secretary
FN Investments, LLC	Vice President and Assistant Secretary
Fortuna GP, LLC	Assistant Secretary
Fortuna GP, ULC	Assistant Secretary
Foxtrot Wind Class A Holdings, LLC	Assistant Secretary
Foxtrot Wind Funding, LLC	Assistant Secretary
Foxtrot Wind Holdings, LLC	Assistant Secretary
Foxtrot Wind, LLC	Assistant Secretary
FPF Portfolio, LLC	Assistant Secretary
FPH Portfolio, LLC	Assistant Secretary
FPL Energy American Wind Holdings, LLC	Vice President and Assistant Secretary
FPL Energy American Wind, LLC	Vice President and Assistant Secretary
FPL Energy Burleigh County Wind, LLC	Vice President and Assistant Secretary
FPL Energy Cowboy Wind, LLC	Vice President and Assistant Secretary
FPL Energy Hancock County Wind, LLC	Vice President and Assistant Secretary
FPL Energy Horse Hollow Wind II, LLC	Vice President and Assistant Secretary
FPL Energy Illinois Wind, LLC	Assistant Secretary
FPL Energy Mojave Operating Services, LLC	Vice President and Assistant Secretary
FPL Energy Montezuma Wind, LLC	Assistant Secretary
FPL Energy Morwind, LLC	Vice President and Assistant Secretary
FPL Energy National Wind Holdings, LLC	Vice President and Assistant Secretary

[illegible]

Golden Winds Funding, LLC	Vice President and Assistant Secretary
Golden Winds Holdings, LLC	Vice President and Assistant Secretary
Golden Winds, LLC	Vice President and Assistant Secretary
Goshen Wind BC Holdings, ULC	Assistant Secretary
Goshen Wind BC Holdings, ULC	Assistant Secretary
Goshen Wind Funding GP, LLC	Assistant Secretary
Goshen Wind Funding GP, ULC	Assistant Secretary
Goshen Wind GP, LLC	Assistant Secretary
Goshen Wind GP, ULC	Assistant Secretary
GR Bage (FL), Inc.	Director
GR Bage (FL), Inc.	Vice President and Assistant Secretary
Grant County Solar Holdings, LLC	Vice President and Assistant Secretary
Gray County Wind Energy, LLC	Vice President and Assistant Secretary
Gray County Wind, LLC	Assistant Secretary
Grayhawk Wind Class A Holdings, LLC	Assistant Secretary
Grayhawk Wind Holdings, LLC	Assistant Secretary
Grayhawk Wind, LLC	Assistant Secretary
Grazing Yak Solar, LLC	Assistant Secretary
Great Plains Wind Class A Holdings, LLC	Assistant Secretary
Great Plains Wind Fundings, LLC	Assistant Secretary
Great Plains Wind Holdings, LLC	Assistant Secretary
Great Plains Wind Portfolio, LLC	Assistant Secretary
Great Plains Wind, LLC	Assistant Secretary
Great Prairie Wind II, LLC	Assistant Secretary
Great Prairie Wind III, LLC	Assistant Secretary
Green Power CA Holdings, LLC	Vice President and Secretary
Green Racer Wind Holdings, LLC	Vice President and Assistant Secretary
Green Racer Wind, LLC	Vice President and Assistant Secretary
Greensboro Solar Center, LLC	Assistant Secretary
GridLiance Heartland Holdings LLC	Director
GridLiance Heartland LLC	Assistant Secretary
GridLiance High Plains LLC	Director
GridLiance High Plains LLC	Assistant Secretary
GridLiance Holdco, LLC	Assistant Secretary
GridLiance West LLC	Assistant Secretary
Gulf Power Economic Development Fund, Inc.	Director
Gulf Power Economic Development Fund, Inc.	Secretary
Hancock County Wind, LLC	Assistant Secretary
Hardy Creek Wind, ULC	Assistant Secretary
Harmony Florida Solar II, LLC	Assistant Secretary
Harmony Florida Solar, LLC	Assistant Secretary
Harper Lake Company VIII	Vice President and Assistant Secretary
Hawkeye Power Partners, LLC	Vice President and Assistant Secretary
Heartland Divide Wind II, LLC	Assistant Secretary
Heartland Divide Wind Project, LLC	Assistant Secretary
Heartland Wind Funding, LLC	Vice President and Assistant Secretary
Heartland Wind Holding II, LLC	Vice President and Assistant Secretary
Heartland Wind Holding, LLC	Vice President and Assistant Secretary
Heartland Wind II, LLC	Vice President and Assistant Secretary
Heartland Wind, LLC	Vice President and Assistant Secretary
Heritage Wind LP, ULC	Assistant Secretary
High Banks Wind, LLC	Assistant Secretary
High Ground Investments, LLC	Vice President and Assistant Secretary
High Hills Wind LP, ULC	Assistant Secretary
High Lonesome Mesa Investments, LLC	Assistant Secretary
High Lonesome Mesa Wind Holdings, LLC	Vice President and Assistant Secretary
High Lonesome Mesa Wind, LLC	Assistant Secretary
High Lonesome Mesa, LLC	Vice President and Assistant Secretary
High Majestic II Funding, LLC	Vice President and Assistant Secretary

High Majestic II Holdings, LLC	Vice President and Assistant Secretary
High Majestic II Wind Properties, LLC	Vice President and Assistant Secretary
High Majestic Wind Energy Center, LLC	Vice President and Assistant Secretary
High Majestic Wind I, LLC	Assistant Secretary
HLC IX Company	Vice President and Assistant Secretary
Home Warranty of the Midwest, Inc.	Director
Home Warranty of the Midwest, Inc.	Secretary
Hope Energy Center, LLC	Vice President and Assistant Secretary
Horizon West Transmission, LLC	Vice President and Secretary
Horse Hollow Wind I, LLC	Assistant Secretary
Horse Hollow Wind II, LLC	Assistant Secretary
Horse Hollow Wind III, LLC	Assistant Secretary
Horse Hollow Wind IV, LLC	Assistant Secretary
Horse Hollow Wind, LLC	Vice President and Assistant Secretary
Horse Ridge Wind Class A Holdings, LLC	Assistant Secretary
Horse Ridge Wind Funding, LLC	Assistant Secretary
Horse Ridge Wind Holdings, LLC	Assistant Secretary
Horse Ridge Wind Portfolio, LLC	Assistant Secretary
Horse Ridge Wind, LLC	Assistant Secretary
Howell Mountain Capital Acquisitions, LLC	Assistant Secretary
Howell Mountain Capital, LLC	Assistant Secretary
HW CA Holdings, LLC	Vice President and Secretary
HWFII, LLC	Vice President and Assistant Secretary
Hyperion IX, Inc.	Vice President and Assistant Secretary
Hyperion VIII, Inc.	Vice President and Assistant Secretary
Indian Mesa Wind Farm, LLC	Vice President and Assistant Secretary
Indian Mesa Wind, LLC	Assistant Secretary
Indigo Plains Solar Class B Holdings, LLC	Assistant Secretary
Indigo Plains Solar Funding, LLC	Assistant Secretary
Indigo Plains Solar Holdings, LLC	Assistant Secretary
Indigo Plains Solar, LLC	Assistant Secretary
Inertia Portfolio, LLC	Vice President and Secretary
Inertia Wind Project, LLC	Assistant Secretary
Javelina Wind Energy Holdings, LLC	Assistant Secretary
Javelina Wind Energy II, LLC	Assistant Secretary
Javelina Wind Energy, LLC	Assistant Secretary
Javelina Wind Funding, LLC	Assistant Secretary
Javelina Wind Holdings II, LLC	Assistant Secretary
Javelina Wind Holdings III, LLC	Assistant Secretary
Jordan Creek Wind Farm LLC	Assistant Secretary
Joshua Tree Solar Farm, LLC	Vice President and Assistant Secretary
Kerwood Wind BC Holdings, ULC	Assistant Secretary
Kerwood Wind BC Holdings, ULC	Assistant Secretary
Kerwood Wind Funding GP, LLC	Assistant Secretary
Kerwood Wind Funding GP, ULC	Assistant Secretary
Kerwood Wind GP, LLC	Assistant Secretary
Kerwood Wind GP, ULC	Assistant Secretary
Kinderwood Wind Funding, LLC	Assistant Secretary
Kinderwood Wind Holdings, LLC	Assistant Secretary
Kinderwood Wind, LLC	Assistant Secretary
King Mountain Upton Wind, LLC	Assistant Secretary
Kingman Wind Energy I, LLC	Assistant Secretary
Kingman Wind Energy II, LLC	Assistant Secretary
Kinnick Wind Class A Holdings, LLC	Assistant Secretary
Kinnick Wind Funding, LLC	Assistant Secretary
Kinnick Wind Holdings, LLC	Assistant Secretary
Kinnick Wind Portfolio Holdings, LLC	Assistant Secretary
Kinnick Wind Portfolio, LLC	Assistant Secretary
Kinnick Wind, LLC	Assistant Secretary

Kitscoty Wind LP, ULC	Assistant Secretary
Kossuth County Wind Class A Holdings, LLC	Assistant Secretary
Kossuth County Wind Holdings, LLC	Assistant Secretary
Kossuth County Wind, LLC	Assistant Secretary
KPB Financial Corp.	Assistant Secretary
Kramer Junction Solar Funding, LLC	Assistant Secretary
KW San Gorgonio Transmission, Inc.	Vice President and Assistant Secretary
La Frontera Ventures, LLC	Vice President and Assistant Secretary
Lacy Creek Wind, LLC	Assistant Secretary
Lake Erie Canada Holdings ULC	Assistant Secretary
Lake Erie Connector Transmission, LLC	Assistant Secretary
Lake Erie Transmission Holdings, LLC	Assistant Secretary
Lake Erie US Holdings, LLC	Assistant Secretary
Lamar Power Partners II, LLC	Vice President and Assistant Secretary
Langdon Renewables, LLC	Assistant Secretary
Langdon Wind, LLC	Vice President and Assistant Secretary
LEC GP Inc.	Assistant Secretary
LEC Transmission Project Holdings, LLC	Assistant Secretary
Lee North, LLC	Assistant Secretary
Legacy Holdings Ventures, LLC	Vice President and Assistant Secretary
Legacy Renewables Holdings, LLC	Vice President and Assistant Secretary
Legacy Renewables, LLC	Vice President and Assistant Secretary
Legends Wind Funding, LLC	Assistant Secretary
Legends Wind Holdings, LLC	Assistant Secretary
Legends Wind, LLC	Assistant Secretary
LET Holdings, LLC	Vice President and Assistant Secretary
Limon Logan Funding, LLC	Assistant Secretary
Limon Logan Holdings, LLC	Assistant Secretary
Limon Wind II, LLC	Assistant Secretary
Limon Wind III Funding, LLC	Vice President and Assistant Secretary
Limon Wind III Holdings, LLC	Assistant Secretary
Limon Wind III, LLC	Assistant Secretary
Limon Wind, LLC	Assistant Secretary
Little Blue Wind Project, LLC	Assistant Secretary
Live Oak Solar, LLC	Assistant Secretary
Living Skies Solar 10 LP, ULC	Assistant Secretary
LMR Solar, LLC	Vice President and Assistant Secretary
Lone Star Transmission, LLC	Secretary
Lone Star Wind Holdings, LLC	Vice President and Assistant Secretary
Lone Star Wind, LLC	Vice President and Assistant Secretary
Long Island Energy Generation, LLC	Assistant Secretary
Long Island Energy Storage Holdings, LLC	Assistant Secretary
Long Island Peaker Holdings, LLC	Assistant Secretary
Long Island Solar Holdings, LLC	Assistant Secretary
Longleaf Solar Funding, LLC	Assistant Secretary
Longleaf Solar Holdings, LLC	Assistant Secretary
Longleaf Solar, LLC	Assistant Secretary
Lorenzo Wind, LLC	Assistant Secretary
Lucerne Solar, LLC	Vice President and Assistant Secretary
Magnolia Waves, LLC	Assistant Secretary
Mammoth Plains Wind Project Holdings, LLC	Assistant Secretary
Mammoth Plains Wind Project, LLC	Assistant Secretary
Mango Palms Funding, LLC	Assistant Secretary
Mango Palms Holdings, LLC	Assistant Secretary
Mango Palms Portfolio, LLC	Vice President and Secretary
Marble Ridge Class A Holdings, LLC	Assistant Secretary
Marble Ridge Funding, LLC	Assistant Secretary
Marble Ridge Holdings, LLC	Assistant Secretary
Marble Ridge, LLC	Assistant Secretary

Marshall Solar, LLC	Assistant Secretary
Maverick Wind Class A Holdings, LLC	Assistant Secretary
Maverick Wind Funding, LLC	Assistant Secretary
Maverick Wind Holdings, LLC	Assistant Secretary
Maverick Wind, LLC	Assistant Secretary
MBWGD Holdings, LLC	Assistant Secretary
MBWGD Investments, LLC	Assistant Secretary
McAdam Wind LP, ULC	Assistant Secretary
McCoy CA I, LLC	Vice President and Secretary
McCoy CA II, LLC	Vice President and Secretary
McCoy Energy Storage, LLC	Vice President and Assistant Secretary
McCoy Solar Funding, LLC	Assistant Secretary
McCoy Solar Holdings, LLC	Assistant Secretary
McCoy Solar, LLC	Assistant Secretary
McKay Wind Class A Holdings, LLC	Assistant Secretary
McKay Wind Holdings, LLC	Assistant Secretary
McKay Wind, LLC	Assistant Secretary
Meade Pipeline Co LLC	Assistant Secretary
Meade Pipeline Investment Holdings, LLC	Assistant Secretary
Meade Pipeline Investment, LLC	Assistant Secretary
Meadowlark Wind, LLC	Vice President and Assistant Secretary
Mendocino Capital Acquisitions, LLC	Assistant Secretary
Mendocino Capital, LLC	Assistant Secretary
Minco Redwood Holdings, LLC	Vice President and Assistant Secretary
Minco Wind Energy II, LLC	Assistant Secretary
Minco Wind Energy III, LLC	Assistant Secretary
Minco Wind I, LLC	Assistant Secretary
Minco Wind II, LLC	Vice President and Assistant Secretary
Minco Wind III, LLC	Vice President and Assistant Secretary
Minco Wind IV, LLC	Assistant Secretary
Minco Wind, LLC	Vice President and Assistant Secretary
Minudie Wind LP, ULC	Assistant Secretary
Mohave County Wind Farm Holdings, LLC	Vice President and Assistant Secretary
Mohave County Wind Farm LLC	Assistant Secretary
Monarch Wind Funding, LLC	Vice President and Assistant Secretary
Monarch Wind Holdings, LLC	Assistant Secretary
Monarch Wind, LLC	Assistant Secretary
Monterey Capital, LLC	Assistant Secretary
Montezuma Wind Holdings II, LLC	Vice President and Secretary
Moonlight Bay Class A Holdings, LLC	Assistant Secretary
Moonlight Bay Funding, LLC	Vice President and Assistant Secretary
Moonlight Bay Holdings, LLC	Vice President and Assistant Secretary
Moonlight Bay Renewables, LLC	Assistant Secretary
Mount Copper GP, Inc.	Assistant Secretary
Mount Miller GP, ULC	Assistant Secretary
Mount Miller Holdco, ULC	Assistant Secretary
Mount Miller Holdco, ULC	Assistant Secretary
Mount Miller Holdings GP, ULC	Assistant Secretary
Mount Miller Holdings GP, ULC	Assistant Secretary
Mountain Sunrise Funding, LLC	Assistant Secretary
Mountain Sunrise Portfolio, LLC	Assistant Secretary
Mountain Sunrise Solar, LLC	Assistant Secretary
Mountain View Solar Holdings, LLC	Assistant Secretary
Mountain View Solar, LLC	Assistant Secretary
Napa Capital Holdings Acquisitions, LLC	Assistant Secretary
Napa Capital Holdings, LLC	Assistant Secretary
NEE Acquisition Sub I, LLC	Secretary
Neptune Energy Center, LLC	Assistant Secretary
NET Holdings Management, LLC	Vice President and Assistant Secretary

New Hampshire Transmission Holdings, LLC	Assistant Secretary
New Hampshire Transmission, LLC	Assistant Secretary
New Mexico Energy Investments, LLC	Vice President and Assistant Secretary
New Mexico Wind Investments, LLC	Vice President and Assistant Secretary
New Mexico Wind, LLC	Assistant Secretary
NextCity Networks Alabama, LLC	Vice President and Secretary
NextCity Networks Arizona, LLC	Vice President and Secretary
NextCity Networks Arkansas, LLC	Vice President and Secretary
NextCity Networks Colorado, LLC	Vice President and Secretary
NextCity Networks Georgia, LLC	Vice President and Secretary
NextCity Networks Holdings, LLC	Vice President and Secretary
NextCity Networks Idaho, LLC	Vice President and Secretary
NextCity Networks Illinois, LLC	Vice President and Secretary
NextCity Networks Iowa, LLC	Vice President and Secretary
NextCity Networks Kansas, LLC	Vice President and Secretary
NextCity Networks Maryland, LLC	Vice President and Secretary
NextCity Networks Michigan, LLC	Vice President and Secretary
NextCity Networks Minnesota, LLC	Vice President and Secretary
NextCity Networks Missouri, LLC	Vice President and Secretary
NextCity Networks Nebraska, LLC	Vice President and Secretary
NextCity Networks Ohio, LLC	Vice President and Secretary
NextCity Networks Oklahoma, LLC	Vice President and Secretary
NextCity Networks Oregon, LLC	Vice President and Secretary
NextCity Networks Pennsylvania, LLC	Vice President and Secretary
NextCity Networks South Carolina, LLC	Vice President and Secretary
NextCity Networks Texas, LLC	Vice President and Secretary
NextCity Networks Utah, LLC	Vice President and Secretary
NextCity Networks Virginia, LLC	Vice President and Secretary
NextCity Networks Washington, LLC	Vice President and Secretary
NextCity Networks West Virginia, LLC	Vice President and Secretary
NextCity Networks Wisconsin, LLC	Vice President and Secretary
NextCity Networks, LLC	Vice President and Secretary
NextEra Blythe Solar Energy Center, LLC	Assistant Secretary
NextEra Canadian IP, Inc.	Assistant Secretary
NextEra Desert Center Blythe, LLC	Assistant Secretary
NextEra Desert Sunlight Holdings, LLC	Assistant Secretary
NextEra Energy Canada GP, LLC	Secretary
NextEra Energy Canada Storage LP, ULC	Assistant Secretary
NextEra Energy Canadian Holdings, ULC	Assistant Secretary
NextEra Energy Capital Holdings, Inc.	Secretary
NextEra Energy Duane Arnold, LLC	Assistant Secretary
NextEra Energy Equipment Leasing, LLC	Secretary
NextEra Energy Equity Partners GP, LLC	Assistant Secretary
NextEra Energy Foundation, Inc.	Secretary
NextEra Energy Honey Creek Wind, LLC	Vice President and Assistant Secretary
NextEra Energy Investments Solutions, LLC	Assistant Secretary
NextEra Energy Investments, LLC	Assistant Secretary
NextEra Energy Management Partners GP, LLC	Assistant Secretary
NextEra Energy Mt. Storm, LLC	Vice President and Assistant Secretary
NextEra Energy New Mexico Operating Services, LLC	Vice President and Assistant Secretary
NextEra Energy NextBridge Holding, ULC	Assistant Secretary
NextEra Energy NextBridge Holdings GP, LLC	Assistant Secretary
NextEra Energy NextBridge Holdings GP, ULC	Assistant Secretary
NextEra Energy Nuclear Support Market Resources, LLC	Assistant Secretary
NextEra Energy Pipeline Funding (Lowman), LLC	Assistant Secretary
NextEra Energy Pipeline Holdings (Lowman), LLC	Assistant Secretary
NextEra Energy Point Beach, LLC	Assistant Secretary
NextEra Energy Qualified Opportunity Fund III, LLC	Assistant Secretary
NextEra Energy Qualified Opportunity Fund, LLC	Assistant Secretary

NextEra Energy Qualified Opportunity Zone Business I, LLC	Assistant Secretary
NextEra Energy Qualified Opportunity Zone Business III, LLC	Assistant Secretary
NextEra Energy Resources Acquisitions, LLC	Assistant Secretary
NextEra Energy Resources Partners Holdings, LLC	Assistant Secretary
NextEra Energy Resources Partners, LLC	Assistant Secretary
NextEra Energy Resources, LLC	Secretary
NextEra Energy Sabal Trail Transmission Holdings, LLC	Assistant Secretary
NextEra Energy Seabrook, LLC	Assistant Secretary
NextEra Energy Transmission Funding, LLC	Assistant Secretary
Nextera Energy Transmission Holdings, LLC	Assistant Secretary
Nextera Energy Transmission MidAtlantic, Inc	Assistant Secretary
NextEra Energy Transmission New York Holdings, LLC	Secretary
NextEra Energy Transmission New York, Inc.	Assistant Secretary
NextEra Energy UCT Holding, Inc.	Assistant Secretary
NextEra Energy, Inc.	Vice President, Compliance and Corporate Secretary
NextEra Energy, Inc.	Vice President, Transition and Assistant Secretary
NextEra Home, LLC	Vice President and Secretary
NextEra Infrastructure, LLC	Assistant Secretary
NextEra Lighting and Metering Solutions, LLC	Vice President and Secretary
NextEra Registered Agency, LLC	President
NextEra Strategic Energy Services, LLC	Assistant Secretary
NextEra Transmission Asset Acquisition Holdings, LLC	Assistant Secretary
Ninnescah Wind Energy LLC	Assistant Secretary
Nitro Renewables Holdings, LLC	Assistant Secretary
Nitro Renewables, LLC	Assistant Secretary
Niyol Wind, LLC	Assistant Secretary
Nokota Wind Funding, LLC	Vice President and Assistant Secretary
Nokota Wind Holdings, LLC	Assistant Secretary
Nokota Wind, LLC	Assistant Secretary
North American Power Systems Solar, LLC	Vice President and Assistant Secretary
North Sky River Energy Holdings, LLC	Vice President and Assistant Secretary
North Sky River Energy, LLC	Assistant Secretary
Northern Colorado Wind Energy Center II, LLC	Assistant Secretary
Northern Colorado Wind Energy Center, LLC	Assistant Secretary
Northern Colorado Wind Energy, LLC	Vice President and Assistant Secretary
Northern Cross Investments, Inc.	Vice President and Assistant Secretary
Northern Divide Wind, LLC	Assistant Secretary
Northern Frontier Wind Funding, LLC	Vice President and Assistant Secretary
Northern Frontier Wind Holding, LLC	Vice President and Assistant Secretary
Northern Frontier Wind, LLC	Vice President and Assistant Secretary
Northpoint I Wind LP, ULC	Assistant Secretary
Northpoint II Wind LP, ULC	Assistant Secretary
Oklahoma Wind Portfolio, LLC	Vice President and Assistant Secretary
Oklahoma Wind, LLC	Assistant Secretary
Oliver Wind Energy Center II, LLC	Assistant Secretary
Oliver Wind I, LLC	Assistant Secretary
Oliver Wind III, LLC	Assistant Secretary
Orange Grove Title Holdings, LLC	Secretary
Orange Grove Title, LLC	Secretary
Ord Mountain Solar, LLC	Vice President and Assistant Secretary
Osborn Wind Energy, LLC	Assistant Secretary
Osceola Windpower II, LLC	Vice President and Assistant Secretary
Osceola Windpower, LLC	Vice President and Assistant Secretary
OTG, LLC	Vice President and Assistant Secretary
Pacific Plains Wind Class A Holdings, LLC	Assistant Secretary
Pacific Plains Wind Funding, LLC	Vice President and Assistant Secretary
Pacific Plains Wind Holdings, LLC	Vice President and Assistant Secretary
Pacific Plains Wind Portfolio, LLC	Vice President and Assistant Secretary
Pacific Plains Wind, LLC	Assistant Secretary

Pacific Power Investments, LLC	Assistant Secretary
Palmwood Wind Class A Holdings, LLC	Assistant Secretary
Palmwood Wind Funding, LLC	Assistant Secretary
Palmwood Wind Holdings, LLC	Assistant Secretary
Palmwood Wind Portfolio, LLC	Assistant Secretary
Palmwood Wind, LLC	Assistant Secretary
Palo Duro Wind Energy, LLC	Assistant Secretary
Palo Duro Wind Holdings SellCo, LLC	Vice President and Assistant Secretary
Palo Duro Wind Portfolio, LLC	Assistant Secretary
Palo Duro Wind Project Holdings, LLC	Assistant Secretary
Palomino Wind Funding, LLC	Vice President and Assistant Secretary
Palomino Wind Holdings, LLC	Assistant Secretary
Palomino Wind, LLC	Assistant Secretary
Panther Forge Funding, LLC	Assistant Secretary
Panther Forge Holdings, LLC	Assistant Secretary
Parcel 5A Property Owners Association, Inc.	Director
Parcel 5A Property Owners Association, Inc.	President
Parcel 5A Property Owners Association, Inc.	Assistant Secretary
Parry Energy Storage GP, LLC	Assistant Secretary
Parry Energy Storage GP, ULC	Assistant Secretary
Parry Energy Storage LP, ULC	Assistant Secretary
Peace Garden Wind Funding, LLC	Vice President and Assistant Secretary
Peace Garden Wind Holdings, LLC	Vice President and Assistant Secretary
Peace Garden Wind, LLC	Vice President and Assistant Secretary
Peach Grove Class A Holdings, LLC	Assistant Secretary
Peach Grove Funding, LLC	Assistant Secretary
Peach Grove Portfolio, LLC	Assistant Secretary
Peach Grove, LLC	Assistant Secretary
Peetz Table Wind Energy, LLC	Vice President and Assistant Secretary
Peetz Table Wind, LLC	Assistant Secretary
Pegasus Wind, LLC	Assistant Secretary
Pennsylvania Windfarms, LLC	Vice President and Assistant Secretary
Penta Wind Holding, LLC	Vice President and Assistant Secretary
Penta Wind, LLC	Vice President and Assistant Secretary
Pescadero Capital, LLC	Assistant Secretary
Pheasant Run Wind Holdings II, LLC	Vice President and Assistant Secretary
Pheasant Run Wind Holdings, LLC	Assistant Secretary
Pheasant Run Wind, LLC	Assistant Secretary
Pinal Central Energy Center Holdings, LLC	Assistant Secretary
Pinal Central Energy Center, LLC	Assistant Secretary
Pine Brooke Class A Holdings, LLC	Assistant Secretary
Pine Brooke, LLC	Assistant Secretary
Pioneer Hutt Wind Energy LLC	Assistant Secretary
Pioneer Plains Wind Funding, LLC	Vice President and Assistant Secretary
Pioneer Plains Wind Holdings, LLC	Vice President and Assistant Secretary
Pioneer Plains Wind, LLC	Vice President and Assistant Secretary
Point Beach Solar, LLC	Assistant Secretary
Ponderosa Wind, LLC	Assistant Secretary
Post Wind, LLC	Assistant Secretary
Prairie View Wind Holdings, LLC	Assistant Secretary
Pratt Wind, LLC	Assistant Secretary
Proxima Portfolio, LLC	Vice President and Secretary
Pubnico Point Wind Farm Inc.	Assistant Secretary
Pubnico Point Wind Farm Inc.	Assistant Secretary
PWD and PWP, LLC	Assistant Secretary
Quinebaug Solar, LLC	Assistant Secretary
Quitman II Solar, LLC	Assistant Secretary
Quitman Solar, LLC	Assistant Secretary
Red Deer Solar LP, ULC	Assistant Secretary

Red Mesa Wind Investments, LLC	Assistant Secretary
Red Mesa Wind, LLC	Assistant Secretary
Red River Wind Funding, LLC	Vice President and Assistant Secretary
Red River Wind Holdings, LLC	Vice President and Assistant Secretary
Red River Wind, LLC	Vice President and Assistant Secretary
Red Sky Portfolio, LLC	Vice President and Secretary
Red Sky Solar Class A Holdings, LLC	Assistant Secretary
Red Sky Solar Funding, LLC	Assistant Secretary
Red Sky Solar Holdings, LLC	Assistant Secretary
Red Sky Solar, LLC	Assistant Secretary
Redwood Meade Midstream MPC, LLC	Assistant Secretary
Redwood Meade Pipeline, LLC	Assistant Secretary
Redwood Midstream, LLC	Assistant Secretary
Redwood Trails Portfolio, LLC	Vice President and Secretary
Redwood Trails Wind Holdings, LLC	Assistant Secretary
Redwood Trails Wind, LLC	Assistant Secretary
Renewable Portfolio Holdings, LLC	Assistant Secretary
Renewables Portfolio Class B Holdings, LLC	Assistant Secretary
Resurgence Solar I, LLC	Assistant Secretary
Resurgence Solar II, LLC	Assistant Secretary
Resurgence Solar Portfolio, LLC	Vice President and Secretary
RET Coram Tehachapi Wind GP, LLC	Assistant Secretary
RET Tehachapi Wind Development, LLC	Assistant Secretary
River Bend Solar, LLC	Assistant Secretary
River Road Interests LLC	Assistant Secretary
Roadrunner Solar Portfolio Holdings, LLC	Vice President and Assistant Secretary
Roadrunner Solar Portfolio, LLC	Vice President and Assistant Secretary
Rodeo Wind Class A Holdings, LLC	Assistant Secretary
Rodeo Wind Funding, LLC	Assistant Secretary
Rodeo Wind Holdings, LLC	Assistant Secretary
Rodeo Wind, LLC	Assistant Secretary
Rosales Solar Funding, LLC	Assistant Secretary
Rosales Solar Holdings, LLC	Assistant Secretary
Rosales Solar Partners, LLC	Assistant Secretary
Rose McKay Wind Funding, LLC	Assistant Secretary
Rose McKay Wind Holdings, LLC	Assistant Secretary
Rose Wind Class A Holdings, LLC	Assistant Secretary
Rose Wind, LLC	Assistant Secretary
Rosmar Class A Funding, LLC	Assistant Secretary
Rosmar Class A Holdings, LLC	Assistant Secretary
Rosmar Class B Funding, LLC	Assistant Secretary
Rosmar Class B Holdings, LLC	Assistant Secretary
Roswell Solar, LLC	Assistant Secretary
Roundhouse Renewable Energy II, LLC	Assistant Secretary
Roundhouse Renewable Energy, LLC	Assistant Secretary
Roundhouse Renewables Holdings, LLC	Vice President and Assistant Secretary
Route 66 Solar Energy Center, LLC	Assistant Secretary
Route 66 Solar Holdings, LLC	Assistant Secretary
Rubric Class A Holdings, LLC	Assistant Secretary
Rubric Funding, LLC	Assistant Secretary
Rubric Holdings, LLC	Assistant Secretary
Rubric Portfolio Holdings, LLC	Assistant Secretary
Rubric Portfolio, LLC	Assistant Secretary
Rubric, LLC	Assistant Secretary
Rush Springs Wind Energy, LLC	Assistant Secretary
S4 Funding Holdings, LLC	Assistant Secretary
S4 Funding, LLC	Assistant Secretary
S4 Rosmar Portfolio, LLC	Assistant Secretary
Sac County Wind Class A Holdings, LLC	Assistant Secretary

Sac County Wind, LLC	Assistant Secretary
Saint Energy Storage II, LLC	Assistant Secretary
Saint Solar II, LLC	Assistant Secretary
Saint Solar, LLC	Assistant Secretary
San Jacinto Solar 14.5, LLC	Vice President and Assistant Secretary
San Jacinto Solar 5.5, LLC	Vice President and Assistant Secretary
Sanford Airport Solar, LLC	Assistant Secretary
SCal Acquisition LLC	Secretary
Seiling Wind Holdings, LLC	Assistant Secretary
Seiling Wind II, LLC	Assistant Secretary
Seiling Wind Investments, LLC	Assistant Secretary
Seiling Wind Portfolio, LLC	Assistant Secretary
Seiling Wind, LLC	Assistant Secretary
Shafter Solar Holdings, LLC	Assistant Secretary
Shafter Solar Portfolio, LLC	Vice President and Secretary
Shafter Solar SellCo, LLC	Vice President and Assistant Secretary
Shafter Solar, LLC	Assistant Secretary
Shaw Creek Funding, LLC	Assistant Secretary
Shaw Creek Investments, LLC	Assistant Secretary
Shaw Creek Solar Holdings, LLC	Assistant Secretary
Shaw Creek Solar, LLC	Assistant Secretary
Sholes Wind Class A Holdings, LLC	Assistant Secretary
Sholes Wind Funding, LLC	Assistant Secretary
Sholes Wind, LLC	Assistant Secretary
Sierra Solar Funding, LLC	Assistant Secretary
Sierra Solar Holdings, LLC	Assistant Secretary
Silver Skyline, LLC	Assistant Secretary
Silver State Solar Power South, LLC	Assistant Secretary
Silver State South Solar, LLC	Assistant Secretary
Silver State South Storage, LLC	Assistant Secretary
SIP Management II, LLC	Assistant Secretary
SIP Management III, LLC	Assistant Secretary
SIP Management, LLC	Assistant Secretary
SIP SellCo II, LLC	Assistant Secretary
SIP SellCo III, LLC	Assistant Secretary
SIP SellCo IV, LLC	Assistant Secretary
SIP SellCo, LLC	Assistant Secretary
Sirius Solar, LLC	Vice President and Assistant Secretary
Skeleton Creek Energy Center, LLC	Assistant Secretary
Skeleton Creek Wind, LLC	Assistant Secretary
Sky Ranch Energy Storage Holdings, LLC	Assistant Secretary
Sky Ranch Solar Holdings, LLC	Assistant Secretary
Sky River Wind Holdings, LLC	Vice President and Secretary
Sky River Wind, LLC	Assistant Secretary
Solar Holdings Portfolio 12, LLC	Assistant Secretary
Soldier Creek Wind, LLC	Assistant Secretary
Sonoran Solar Energy, LLC	Assistant Secretary
Sooner Wind, LLC	Assistant Secretary
South Lake Solar, LLC	Vice President and Assistant Secretary
South Texas Midstream Holdings, LLC	Assistant Secretary
South Texas Midstream, LLC	Assistant Secretary
South Texas Wind Holdings, LLC	Vice President and Assistant Secretary
Southwest Wind Class A Holdings, LLC	Assistant Secretary
Southwest Wind Funding, LLC	Assistant Secretary
Southwest Wind, LLC	Assistant Secretary
Sponsor Holdings, LLC	Assistant Secretary
Square Lake Holdings, Inc.	Assistant Secretary
SR Wind Holdings, LLC	Vice President and Secretary
Stargrass Class A Holdings, LLC	Assistant Secretary

Stargrass Funding, LLC	Vice President and Assistant Secretary
Stargrass Holdings, LLC	Vice President and Assistant Secretary
Stargrass, LLC	Assistant Secretary
Steele Flats Wind Project, LLC	Assistant Secretary
Sterling Wind Class A Holdings, LLC	Assistant Secretary
Sterling Wind Funding, LLC	Assistant Secretary
Sterling Wind Holdings, LLC	Assistant Secretary
Sterling Wind, LLC	Assistant Secretary
Storey Bend Solar, LLC	Assistant Secretary
Storey Bend Transmission, LLC	Assistant Secretary
Storey Energy Center, LLC	Assistant Secretary
Story County Wind, LLC	Assistant Secretary
Story Wind, LLC	Vice President and Assistant Secretary
Stuttgart Solar Holdings, LLC	Assistant Secretary
Stuttgart Solar, LLC	Assistant Secretary
Sunlight Portfolio II, LLC	Vice President and Secretary
Sunlight Renewables Class A Holdings II, LLC	Assistant Secretary
Sunlight Renewables Class A Holdings, LLC	Assistant Secretary
Sunlight Renewables Holdings II, LLC	Assistant Secretary
Sunlight Renewables Holdings, LLC	Vice President and Secretary
Sunlight Renewables II, LLC	Assistant Secretary
Sunlight Renewables, LLC	Assistant Secretary
Sunlight Storage II, LLC	Assistant Secretary
Sunlight Storage, LLC	Assistant Secretary
Swift Wind LP, ULC	Assistant Secretary
Taylor Creek Solar, LLC	Assistant Secretary
TET Holdings, LLC	Vice President and Assistant Secretary
Thames Solar LP, ULC	Assistant Secretary
Three Waters Wind Farm, LLC	Assistant Secretary
Timberwolf Wind, LLC	Assistant Secretary
Titan Solar, LLC	Assistant Secretary
Topaz Wind Class A Holdings, LLC	Assistant Secretary
Topaz Wind Funding, LLC	Assistant Secretary
Topaz Wind Holdings, LLC	Assistant Secretary
Topaz Wind, LLC	Assistant Secretary
Torrecillas Wind Energy, LLC	Assistant Secretary
Trailblazer Wind Class A Holdings, LLC	Assistant Secretary
Trailblazer Wind Funding, LLC	Assistant Secretary
Trailblazer Wind Holdings, LLC	Assistant Secretary
Trailblazer Wind, LLC	Assistant Secretary
Trans Bay Cable LLC	Secretary
Trans Bay Funding II LLC	Secretary
Transmission Services Holdings LLC	Secretary
Trelina Solar Energy Center, LLC	Assistant Secretary
Trout Lake I Solar LP, ULC	Assistant Secretary
Trout Lake II Solar LP, ULC	Assistant Secretary
Trout Lake III Solar LP, ULC	Assistant Secretary
Tsuga Pine Wind Holdings, LLC	Vice President and Assistant Secretary
Tsuga Pine Wind, LLC	Vice President and Assistant Secretary
Turquoise Sky Class A Holdings, LLC	Assistant Secretary
Turquoise Sky Funding, LLC	Assistant Secretary
Turquoise Sky Holdings, LLC	Assistant Secretary
Turquoise Sky, LLC	Assistant Secretary
Tuscola Wind II, LLC	Assistant Secretary
TXen Pipeline, LLC	Assistant Secretary
United HomeVu Holdings, LLC	Vice President and Secretary
United HomeVu Illinois, LLC	Vice President and Secretary
United HomeVu Kansas, LLC	Vice President and Secretary
United HomeVu Maryland, LLC	Vice President and Secretary

United HomeVu Michigan, LLC	Vice President and Secretary
United HomeVu Mississippi, LLC	Vice President and Secretary
United HomeVu Ohio, LLC	Vice President and Secretary
United HomeVu Tennessee, LLC	Vice President and Secretary
US Marcellus Gas Infrastructure, LLC	Assistant Secretary
US SellCo II, LLC	Assistant Secretary
US SellCo, LLC	Assistant Secretary
US Southeastern Gas Infrastructure, LLC	Assistant Secretary
USG Properties Haynesville (PDPCO), LLC	Assistant Secretary
Vansycle II Portfolio, LLC	Vice President and Secretary
Vansycle II Wind, LLC	Assistant Secretary
Vaquero Wind Class A Holdings, LLC	Assistant Secretary
Vaquero Wind Funding, LLC	Assistant Secretary
Vaquero Wind Holdings, LLC	Assistant Secretary
Vaquero Wind TE Portfolio Holdings, LLC	Assistant Secretary
Vaquero Wind, LLC	Assistant Secretary
Vasco Winds Holdings, LLC	Vice President and Secretary
VMCLR Holdings, LLC	Assistant Secretary
W2 Solar Holdings, LLC	Vice President and Secretary
Waco Solar, LLC	Assistant Secretary
Walleye Wind, LLC	Assistant Secretary
Weatherford Wind, LLC	Assistant Secretary
Wessington Springs Wind, LLC	Assistant Secretary
Wessington Wind Energy Center, LLC	Vice President and Assistant Secretary
Western Wind Holdings, LLC	Vice President and Assistant Secretary
Westside Solar, LLC	Assistant Secretary
Wheatridge Solar Energy Center, LLC	Assistant Secretary
Wheatridge Solar Portfolio, LLC	Vice President and Secretary
Wheatridge Wind Energy, LLC	Vice President and Assistant Secretary
Wheatridge Wind II, LLC	Assistant Secretary
Whiptail Wind, LLC	Assistant Secretary
Whiptail-Montezuma Funding, LLC	Assistant Secretary
Whiptail-Montezuma Holdings, LLC	Assistant Secretary
White Mesa Holdings, LLC	Vice President and Assistant Secretary
White Mesa Wind, LLC	Assistant Secretary
White Oak B Company, LLC	Vice President and Assistant Secretary
White Oak Energy Backleverage Holding, LLC	Vice President and Assistant Secretary
White Oak Energy Funding Holding, LLC	Vice President and Assistant Secretary
White Oak Energy Fundings, LLC	Vice President and Assistant Secretary
White Oak Energy Holdings, LLC	Assistant Secretary
White Oak Solar, LLC	Assistant Secretary
White Pine Solar, LLC	Assistant Secretary
Whitney Point Solar, LLC	Assistant Secretary
Wild Prairie Wind Holdings, LLC	Vice President and Assistant Secretary
Wild Prairie Wind, LLC	Vice President and Assistant Secretary
Wildcat Ranch Wind Project, LLC	Assistant Secretary
Wildflower Wind Class A Holdings, LLC	Assistant Secretary
Wildflower Wind Funding, LLC	Assistant Secretary
Wildflower Wind Holdings, LLC	Assistant Secretary
Wildflower Wind Portfolio, LLC	Assistant Secretary
Wildflower Wind, LLC	Assistant Secretary
Wilmot Energy Center, LLC	Assistant Secretary
Wilton Wind Energy I, LLC	Assistant Secretary
Wilton Wind Energy II, LLC	Assistant Secretary
Wilton Wind II, LLC	Vice President and Assistant Secretary
Windpower Partners 1994, LLC	Vice President and Assistant Secretary
Windstar Portfolio, LLC	Vice President and Secretary
Winters Edge, LLC	Assistant Secretary
Wolf Ridge Wind Energy, LLC	Assistant Secretary

Wolf Ridge Wind, LLC	Vice President and Assistant Secretary
Woods Wildflower Portfolio, LLC	Assistant Secretary
Woods Wind Class A Holdings, LLC	Assistant Secretary
Woods Wind Funding, LLC	Assistant Secretary
Woods Wind Holdings, LLC	Assistant Secretary
Woods Wind, LLC	Assistant Secretary
Woodward Mountain Wind, LLC	Assistant Secretary
WPP 1993 Holdings, LLC	Vice President and Secretary
XPLR Infrastructure Acquisitions, LLC	Assistant Secretary
XPLR Infrastructure Bluff Point, LLC	Assistant Secretary
XPLR Infrastructure Operating Partners GP, LLC	Assistant Secretary
XPLR Infrastructure Partners GP, Inc.	Corporate Secretary
XPLR Infrastructure Pipeline Holdings, LLC	Assistant Secretary
XPLR Infrastructure Pipelines, LLC	Assistant Secretary
XPLR Infrastructure US Partners Holdings, LLC	Assistant Secretary
XPLR Infrastructure Ventures, LLC	Assistant Secretary
XPLR Infrastructure, LP	Corporate Secretary
XPLR Infrastructure, LP	Transition, Assistant Secretary
XPLR Nitro Renewables Holdings, LLC	Assistant Secretary
XPLR Renewables Holdings II, LLC	Assistant Secretary
XPLR Renewables Holdings III, LLC	Assistant Secretary
XPLR Renewables Holdings IV, LLC	Assistant Secretary
XPLR Renewables Holdings, LLC	Assistant Secretary
XPLR Renewables II, LLC	Assistant Secretary
XPLR Renewables III, LLC	Assistant Secretary
XPLR Renewables IV, LLC	Assistant Secretary
XPLR Renewables, LLC	Assistant Secretary
Yellow Pine Energy Center I, LLC	Assistant Secretary
Yellow Pine Energy Center II, LLC	Assistant Secretary
Yellow Pine Solar II, LLC	Assistant Secretary
Yellow Pine Solar, LLC	Assistant Secretary
Young Wind, LLC	Assistant Secretary
Zephyrus Wind LP, ULC	Assistant Secretary
Maltz Jupiter Theater (a non-profit charity)	Director

1001 East Indiantown Road, Jupiter, FL 33477

Manuel B. Miranda	Executive Vice President, Power Delivery (5/29/2015-5/18/2024)
-------------------	--

Entity	Title	Address (other than 700 Universe Blvd., Juno Beach, FL 33408)
--------	-------	---

Eduardo Devarona	Vice President, Transmission and Substation (6/1/2023 - 3/1/2024) Vice President, Power Delivery (effective 3/1/2024)
------------------	--

Entity	Title	Address (other than 700 Universe Blvd., Juno Beach, FL 33408)
--------	-------	---

Robert Coffey	Vice President and Chief Nuclear Officer
---------------	--

Entity	Title	Address (other than 700 Universe, Blvd., Juno Beach, FL 33408)
NextEra Energy Duane Arnold, LLC	Vice President and Chief Nuclear Officer	
NextEra Energy Nuclear Support Market Resources, LLC	Vice President and Chief Nuclear Officer	
NextEra Energy Point Beach, LLC	Vice President and Chief Nuclear Officer	
NextEra Energy Seabrook, LLC	Vice President and Chief Nuclear Officer	
NextEra Energy, Inc.	Executive Vice President, Nuclear Division and Chief Nuclear Officer	

Mark Lemasney		Executive Vice President, Power Generation Division (effective 1/1/2023)	
Entity	Title	Address (other than 700 Universe Blvd., Juno Beach, FL 33408)	
Cedar Bay Generating Company, LLC	President		
Indiantown Cogeneration Funding Corporation	President		
Indiantown Cogeneration, L.P.	President		
NextEra Energy Canadian Operating Services, Inc.	President		
NextEra Energy Maine Operating Services, LLC	President		
NextEra Energy Operating Services, LLC	President		
NextEra Energy Pipeline Services, LLC	President		
NextEra Energy Resources OandM Services, LLC	President		
NextEra Energy Resources, LLC	Vice President, PGD Engineering and Operations Support Services		
NextEra Energy, Inc.	Executive Vice President, Power Generation Division		
Palm Power LLC	President		
Thaleia, LLC	President		

Business Contracts with Officers, Directors and Affiliates

Florida Power & Light Company

For the Year Ended December 31, 2024

List all contracts, agreements, or other business arrangements* entered into during the calendar year (other than compensation-related to position with respondent) between the respondent and each officer and director listed in Part 1 of the Executive Summary. In addition, provide the same information with respect to professional services for each firm, partnership, or organization with which the officer or director is affiliated.

Note: * Business agreement, for this schedule, shall mean any oral or written business deal which binds the concerned parties for products or services during the reporting year or future years.

Name of Officer or Director	Name and Address of Affiliated Entity	Amount	Identification of Product or Service
No such contracts, agreements or other business arrangements to report.			
<p>Note: The above listing excludes contributions, payments to educational institutions, hospitals and industry associations and other dues. See pages 454 through 463 for disclosure of diversification activity.</p>			

**Reconciliation of Gross Operating Revenues
Annual Report versus Regulatory Assessment Fee Return**

Company: Florida Power & Light Company

For the YTD period ended December 31, 2024

		For the current year, reconcile the gross operating revenues as reported on Page 300 of this report with the gross operating revenues as reported on the utility's regulatory assessment fee return. Explain and justify any differences between the reported gross operating revenues in column (h).						
	(a)	(b)	(c)	(d)	(e)	(f)	(g)	(h)
Line No.	Description	Gross Operating Revenues per Page 300	Interstate and Sales for Resale Adjustments	Adjusted Intrastate Gross Operating Revenues	Gross Operating Revenues per RAF Return	Interstate and Sales for Resale Adjustments	Adjusted Intrastate Gross Operating Revenues	Difference (d) - (g)
1	Total Sales to Ultimate Customers (440-446, 448)	\$15,865,049,597		\$15,865,049,597	\$15,865,049,597		\$15,865,049,597	\$0
2	Sales for Resale (447)	\$636,352,781	\$636,352,781	\$0	\$636,352,781	\$636,352,781	\$0	\$0
3	Total Sales of Electricity	\$16,501,402,378	\$636,352,781	\$15,865,049,597	\$16,501,402,377	\$636,352,781	\$15,865,049,597	\$0
4	Provision for Rate Refunds (449.1)	(\$19,679,037)	(\$17,428,666)	(\$2,250,371)	(\$19,679,037)	(\$17,428,666)	(\$2,250,371)	\$0
5	Total Net Sales of Electricity	\$16,481,723,341	\$618,924,115	\$15,862,799,226	\$16,481,723,341	\$618,924,115	\$15,862,799,226	\$0
6	Total Other Operating Revenues (450-456)	\$381,104,282	\$159,267,845	\$221,836,437	\$381,305,162	\$159,267,845	\$222,037,317	(\$200,880)
7	Other (Specify)							
8		\$0	\$0	\$0	\$0	\$0	\$0	\$0
9								
10	Total Gross Operating Revenues	\$16,862,827,623	\$778,191,960	\$16,084,635,663	\$16,863,028,503	\$778,191,960	\$16,084,836,543	(\$200,880)
Notes: The differences are due to:								
1) The Regulatory Assessment Fee (RAF) return is required to be filed on a consolidated basis, versus the requirement for the FERC Form 1 to be unconsolidated. Based on this, the following adjustments have been made: Revenues generated by FPL Services, LLC included in the RAF, but not in FF1 Page 300.								
		(200,880)						
		(200,880)						

4
5
3

Analysis of Diversification Activity
Changes in Corporate Structure

Florida Power & Light Company
For the Year Ended December 31, 2024

ENTITIES FORMED

DATE	ENTITY	JURISDICTION	MEMBER	% OWNED
01/24/24	Lake Erie US Holdings, LLC	Delaware	NextEra Energy Transmission, LLC	100.0000%
01/24/24	NextCity Networks Arkansas, LLC	Delaware	NextCity Networks Holdings, LLC	100.0000%
01/24/24	NextCity Networks Illinois, LLC	Delaware	NextCity Networks Holdings, LLC	100.0000%
01/24/24	NextCity Networks Iowa, LLC	Delaware	NextCity Networks Holdings, LLC	100.0000%
01/24/24	NextCity Networks Kansas, LLC	Delaware	NextCity Networks Holdings, LLC	100.0000%
01/24/24	NextCity Networks Maryland, LLC	Delaware	NextCity Networks Holdings, LLC	100.0000%
01/24/24	NextCity Networks Minnesota, LLC	Delaware	NextCity Networks Holdings, LLC	100.0000%
01/24/24	NextCity Networks Nebraska, LLC	Delaware	NextCity Networks Holdings, LLC	100.0000%
01/24/24	NextCity Networks Ohio, LLC	Delaware	NextCity Networks Holdings, LLC	100.0000%
01/24/24	NextCity Networks Virginia, LLC	Delaware	NextCity Networks Holdings, LLC	100.0000%
01/24/24	NextCity Networks West Virginia, LLC	Delaware	NextCity Networks Holdings, LLC	100.0000%
01/24/24	NextCity Networks Wisconsin, LLC	Delaware	NextCity Networks Holdings, LLC	100.0000%
01/24/24	NextEra Energy Transmission MARL Holdings, LLC	Delaware	NextEra Energy Transmission MidAtlantic Holdings, LLC	100.0000%
01/25/24	Cedar Springs Energy Storage IV, LLC	Delaware	ESI Energy, LLC	100.0000%
01/25/24	Cimarron Energy Storage, LLC	Delaware	ESI Energy, LLC	100.0000%
01/25/24	DG Barton, LLC	Delaware	DG Build Transfer Holdings, LLC	100.0000%
01/25/24	DG Egypt, LLC	Delaware	DG Build Transfer Holdings, LLC	100.0000%
01/25/24	DG Primrose Nail, LLC	Delaware	DG Build Transfer Holdings, LLC	100.0000%
01/25/24	Dos Palmas Energy Storage, LLC	Delaware	ESI Energy, LLC	100.0000%
01/25/24	Little Blue Wind II, LLC	Delaware	ESI Energy, LLC	100.0000%
01/25/24	Perrin Ranch Energy Storage, LLC	Delaware	ESI Energy, LLC	100.0000%
01/25/24	Roundhouse Solar, LLC	Delaware	ESI Energy, LLC	100.0000%
01/29/24	Lake Erie Canada Holdings ULC	British Columbia	Lake Erie Canada II Holdings Limited Partnership	100.0000%
01/29/24	Lake Erie Canada II Holdings Limited Partnership	Ontario	Lake Erie Canada II GP Inc.	100.0000%
01/29/24	Lake Erie Canada II Holdings Limited Partnership	Ontario	NextEra Canada LP	100.0000%
01/29/24	Lake Erie Canada II GP, Inc.	Ontario	NextEra Canada LP	100.0000%
02/01/24	DG Coldwater MI, LLC	Delaware	DG MAC Holdings, LLC	100.0000%
02/01/24	DG Marshall MI, LLC	Delaware	DG MAC Holdings, LLC	100.0000%
02/05/24	DG Kosci, LLC	Delaware	DG Build Transfer Holdings, LLC	100.0000%
02/05/24	EverBright Development, LLC	Delaware	Residential Energy Holdings, LLC	100.0000%
02/05/24	Gather Energy Storage, LLC	Delaware	ESI Energy, LLC	100.0000%
02/05/24	Meigs County Solar, LLC	Delaware	ESI Energy, LLC	100.0000%
02/05/24	Rock Valley Energy Center, LLC	Delaware	ESI Energy, LLC	100.0000%
02/21/24	Anticline Energy Storage, LLC	Delaware	ESI Energy, LLC	100.0000%
02/21/24	DG Angleton, LLC	Delaware	DG Build Transfer Holdings, LLC	100.0000%
02/21/24	DG Elysian Lake, LLC	Delaware	DG Central 1, LLC	100.0000%
02/21/24	Flanagan Solar, LLC	Delaware	ESI Energy, LLC	100.0000%
02/21/24	Funston Solar, LLC	Delaware	ESI Energy, LLC	100.0000%
02/22/24	Sailors Solar, LLC	Delaware	ESI Energy, LLC	100.0000%
02/22/24	Clearwater Energy Storage I, LLC	Delaware	ESI Energy, LLC	100.0000%
02/22/24	Stafford Energy Storage, LLC	Delaware	ESI Energy, LLC	100.0000%
02/22/24	South Platte Storage, LLC	Delaware	Northern Colorado Holdings LLC	100.0000%
02/22/24	Old Glory Energy Storage, LLC	Delaware	ESI Energy, LLC	100.0000%

Page 89 of 468
ESI Energy, LLC

ESI Energy, LLC

02/23/24	North Dakota Energy Storage, LLC	Delaware
----------	----------------------------------	----------

Analysis of Diversification Activity
Changes in Corporate Structure

**FLORIDA POWER & LIGHT
COMPANY AND SUBSIDIARIES
Docket No. 20250011-EI
MFR NO. C-31 Supplemental
Attachment No. 1 of 1
Page 90 of 468**

05/01/24	Guardian Solar, LLC	Delaware	ESI Energy, LLC	100.0000%
05/01/24	Hubbard II Energy Storage, LLC	Delaware	ESI Energy, LLC	100.0000%
05/01/24	Yaupon Solar Energy Storage, LLC	Delaware	ESI Energy, LLC	100.0000%
05/03/24	NextCity Networks Idaho, LLC	Delaware	NextCity Networks Holdings, LLC	100.0000%
05/03/24	NextCity Networks Oregon, LLC	Delaware	NextCity Networks Holdings, LLC	100.0000%
05/03/24	NextCity Networks South Carolina, LLC	Delaware	NextCity Networks Holdings, LLC	100.0000%
05/03/24	NextCity Networks Washington, LLC	Delaware	NextCity Networks Holdings, LLC	100.0000%
05/03/24	NextEra Energy Transmission Virginia, Inc.	Virginia	NextEra Energy Transmission, LLC	100.0000%
05/03/24	NextEra Energy Transmission Virginia, Inc.	Virginia	NextEra Energy Transmission MARL Holdings, LLC	100.0000%
05/10/24	Addison Edge, LLC	Delaware	ESI Energy, LLC	100.0000%
05/10/24	Magnolia Waves, LLC	Delaware	ESI Energy, LLC	100.0000%
05/10/24	Paso Bronco, LLC	Delaware	ESI Energy, LLC	100.0000%
05/10/24	Peach Grove, LLC	Delaware	ESI Energy, LLC	100.0000%
05/10/24	Silver Skyline, LLC	Delaware	ESI Energy, LLC	100.0000%
05/10/24	White River Energy Center, LLC	Delaware	Northern Colorado Holdings, LLC	100.0000%
05/10/24	Winters Edge, LLC	Delaware	ESI Energy, LLC	100.0000%
05/16/24	Keene Branch Solar, LLC	Delaware	ESI Energy, LLC	100.0000%
05/16/24	Resurgence I Energy Storage, LLC	Delaware	ESI Energy, LLC	100.0000%
05/29/24	Avalon Sands Portfolio, LLC	Delaware	Nitro Renewables, LLC	100.0000%
05/29/24	Nitro Renewables Holdings, LLC	Delaware	Avalon Sands Holdings, LLC	100.0000%
05/29/24	Nitro Renewables, LLC	Delaware	Nitro Renewables Holdings, LLC	100.0000%
05/29/24	Peach Grove Class A Holdings, LLC	Delaware	Peach Grove Portfolio, LLC	100.0000%
05/29/24	Peach Grove Holdings, LLC	Delaware	ESI Energy, LLC	100.0000%
05/29/24	Peach Grove Portfolio, LLC	Delaware	Peach Grove Holdings, LLC	100.0000%
05/30/24	Gypsum Wind, LLC	Delaware	ESI Energy, LLC	100.0000%
05/30/24	Axis Ridge Wind, LLC	Delaware	ESI Energy, LLC	100.0000%
05/30/24	Blue Ridge Renewables, LLC	Delaware	Renewable Fuels Holdings, LLC	100.0000%
05/30/24	Cumberland County Renewables, LLC	Delaware	Renewable Fuels Holdings, LLC	100.0000%
05/30/24	DG Colton, LLC	Delaware	DG West Holdings, LLC	100.0000%
05/30/24	Fairview Energy Storage, LLC	Delaware	ESI Energy, LLC	100.0000%
05/30/24	Four Sisters Wind, LLC	Delaware	ESI Energy, LLC	100.0000%
05/30/24	Jackalope Wind II, LLC	Delaware	ESI Energy, LLC	100.0000%
05/30/24	Monarch Creek Wind Holdings, LLC	Delaware	ESI Energy, LLC	100.0000%
05/30/24	Weatherford Energy Storage, LLC	Delaware	ESI Energy, LLC	100.0000%
05/31/24	Community Refuse Renewables, LLC	Delaware	Renewable Fuels Holdings, LLC	100.0000%
06/03/24	NEP Nitro Renewables Holdings, LLC	Delaware	NextEra Energy Partners Acquisitions, LLC	100.0000%
06/20/24	Route 66 Energy Storage Holdings, LLC	Delaware	Route 66 Energy Storage, LLC	100.0000%
06/20/24	Dry Land Prairie Energy Storage, LLC	Delaware	Northern Colorado Holdings LLC	100.0000%
06/20/24	Star Light Energy Center, LLC	Delaware	ESI Energy, LLC	100.0000%
06/20/24	Bucking Horse Solar, LLC	Delaware	ESI Energy, LLC	100.0000%
06/20/24	Marble Ridge, LLC	Delaware	ESI Energy, LLC	100.0000%
06/20/24	Sky Ranch Energy Storage II Holdings, LLC	Delaware	Sky Ranch Energy Storage II, LLC	100.0000%
06/20/24	Ninnescah Thermal Storage, LLC	Delaware	ESI Energy, LLC	100.0000%
06/21/24	DG Gerber Road Sacramento, LLC	Delaware	DG West Holdings, LLC	100.0000%
07/11/24	Canyon Energy Storage, LLC	Delaware	ESI Energy, LLC	100.0000%
07/12/24	Brusselville Solar Energy Center, LLC	Delaware	ESI Energy, LLC	100.0000%
07/12/24	Jackalope Wind II Holdings, LLC	Delaware	ESI Energy, LLC	100.0000%
07/12/24	Flatland Energy Storage, LLC	Delaware	ESI Energy, LLC	100.0000%

Sustainable Water Holdings, LLC

ESI Energy, LLC	100.0000%
ESI Energy, LLC	100.0000%
ESI Energy, LLC	100.0000%
EverBright, LLC	100.0000%
Odyssey Solar Funding, LLC	100.0000%
DG West Holdings, LLC	100.0000%
ESI Energy, LLC	100.0000%
ESI Energy, LLC	100.0000%
ESI Energy, LLC	100.0000%
ESI Energy, LLC	100.0000%
ESI Energy, LLC	100.0000%
ESI Energy, LLC	100.0000%
Rubric Holdings, LLC	100.0000%
ESI Energy, LLC	100.0000%
ESI Energy, LLC	100.0000%
ESI Energy, LLC	100.0000%
ESI Energy, LLC	100.0000%
DG New York CS, LLC	100.0000%
ESI Energy, LLC	100.0000%
ESI Energy, LLC	100.0000%
Banyard Springs Holdings, LLC	100.0000%
ESI Energy, LLC	100.0000%
NextEra Energy Partners Acquisitions, LLC	100.0000%
NextEra Energy Partners Acquisitions, LLC	100.0000%
NextEra Energy Partners Acquisitions, LLC	100.0000%
DG Illinois CS II, LLC	100.0000%
ESI Energy, LLC	100.0000%
NextEra Energy Partners Acquisitions, LLC	100.0000%
NextEra Energy Partners Acquisitions, LLC	100.0000%
NextEra Energy Partners Acquisitions, LLC	100.0000%
NextEra Energy Partners Acquisitions, LLC	100.0000%
NextEra Energy Partners Acquisitions, LLC	100.0000%
ESI Energy, LLC	100.0000%
DG Illinois CS II, LLC	100.0000%
NextEra Energy Partners Acquisitions, LLC	100.0000%
Renewable Fuels Holdings, LLC	100.0000%
DG Illinois CS II, LLC	100.0000%
ESI Energy, LLC	100.0000%
Marble Ridge Funding, LLC	100.0000%
Marble Ridge Holdings, LLC	100.0000%
DG New York CS, LLC	100.0000%
ESI Energy, LLC	100.0000%
Autumn Shores Funding, LLC	100.0000%
Autumn Shores Holdings, LLC	100.0000%
S4 Funding Holdings, LLC	100.0000%
NextCity Networks Holdings, LLC	100.0000%
Florida Power & Light Company	100.0000%

Analysis of Diversification Activity
Changes in Corporate Structure

**FLORIDA POWER & LIGHT
COMPANY AND SUBSIDIARIES**

Docket No. 20250011-EI

MFR NO. C-31 Supplemental

Attachment No. 1 of 1

Page 92 of 468

09/10/24	Cameron Park Portfolio, LLC	Delaware	DG 1 Acquisition Co., LLC	100.0000%
09/10/24	DG NF West Portfolio, LLC	Delaware	DG 1 Acquisition Co., LLC	100.0000%
09/10/24	DG Portfolio 2019 Funding, LLC	Delaware	Solar Holdings Portfolio 12, LLC	100.0000%
09/10/24	DG Portfolio 2021 Funding, LLC	Delaware	DG 1 Acquisition Co., LLC	100.0000%
09/10/24	DG Portfolio 2023 Funding, LLC	Delaware	DG 1 Acquisition Co., LLC	100.0000%
09/10/24	Linear Portfolio, LLC	Delaware	Linear DG, LLC	100.0000%
09/10/24	Energy Storage Projects (Distributed) Portfolio, LLC	Delaware	Energy Storage Projects (Distributed), LLC	100.0000%
09/11/24	GSA 2024 Portfolio, LLC	Delaware	DG 1 Acquisition Co., LLC	100.0000%
09/13/24	GridLiance Transmission Investments LLC	Delaware	NextEra Energy Transmission, LLC	100.0000%
09/13/24	DG South Green, LLC	Delaware	DG MAC Holdings, LLC	100.0000%
09/17/24	Winters Edge Funding, LLC	Delaware	ESI Energy, LLC	100.0000%
09/17/24	Winters Edge Holdings, LLC	Delaware	Winters Edge Funding, LLC	100.0000%
09/17/24	Winters Edge Class A Holdings, LLC	Delaware	Winters Edge Holdings, LLC	100.0000%
09/19/24	Paso Bronco Holdings, LLC	Delaware	ESI Energy, LLC	100.0000%
09/19/24	Hudson Falls Holdings, LLC	Delaware	Hudson Falls Funding, LLC	100.0000%
09/19/24	Hudson Falls Funding, LLC	Delaware	ESI Energy, LLC	100.0000%
09/19/24	Winston Creek Funding, LLC	Delaware	ESI Energy, LLC	100.0000%
09/19/24	Winston Creek Holdings, LLC	Delaware	Winston Creek Funding, LLC	100.0000%
09/19/24	Ammonite Wind, LLC	Delaware	ESI Energy, LLC	100.0000%
09/19/24	Tuscola II Energy Storage, LLC	Delaware	ESI Energy, LLC	100.0000%
09/19/24	Kingman Wind I, LLC	Delaware	NextEra Energy Partners Acquisitions, LLC	100.0000%
09/19/24	Harbine Energy Center, LLC	Delaware	ESI Energy, LLC	100.0000%
09/19/24	Kola Energy Storage Portfolio, LLC	Delaware	ESI Energy, LLC	100.0000%
09/19/24	McFarland Energy Storage, LLC	Delaware	ESI Energy, LLC	100.0000%
09/19/24	Ursa Major Energy Storage, LLC	Delaware	ESI Energy, LLC	100.0000%
09/19/24	Story Energy Storage II, LLC	Delaware	ESI Energy, LLC	100.0000%
09/19/24	Beecher Solar Holdings, LLC	Delaware	ESI Energy, LLC	100.0000%
09/20/24	SE Pipeline Holdings, LLC	Delaware	NextEra Energy Pipeline Holdings, LLC	100.0000%
09/27/24	Trelina Energy Storage, LLC	Delaware	ESI Energy, LLC	100.0000%
09/27/24	Wheelhouse Energy Storage, LLC	Delaware	ESI Energy, LLC	100.0000%
09/27/24	Skyrider Wind, LLC	Delaware	ESI Energy, LLC	100.0000%
09/27/24	Muscov Energy Center, LLC	Delaware	ESI Energy, LLC	100.0000%
10/02/24	Weld Energy Storage, LLC	Delaware	Northern Colorado Holdings LLC	100.0000%
10/02/24	DG Colton Slover, LLC	Delaware	DG West Holdings, LLC	100.0000%
10/02/24	Carleton Farms Renewables, LLC	Delaware	Renewable Fuels Holdings, LLC	100.0000%
10/02/24	Troutdale Portfolio, LLC	Delaware	ESI Energy, LLC	100.0000%
10/02/24	Silver Skyline Class A Holdings, LLC	Delaware	Silver Skyline Holdings, LLC	100.0000%
10/02/24	Silver Skyline Holdings, LLC	Delaware	Silver Skyline Funding, LLC	100.0000%
10/02/24	Silver Skyline Funding, LLC	Delaware	ESI Energy, LLC	100.0000%
10/07/24	Magnolia Waves Class A Holdings, LLC	Delaware	Magnolia Waves Holdings, LLC	100.0000%
10/07/24	Magnolia Waves Holdings, LLC	Delaware	Magnolia Waves Funding, LLC	100.0000%
10/07/24	Magnolia Waves Funding, LLC	Delaware	ESI Energy, LLC	100.0000%
10/07/24	DG Coleman, LLC	Delaware	DG New York CS, LLC	100.0000%
10/07/24	NZ Lobos Solar Holdings, LLC	Delaware	ESI Energy, LLC	100.0000%
10/11/24	North Bay Interconnect, LLC	Delaware	Corby Energy Storage, LLC	43.0000%
			Orchard Energy Storage, LLC	57.0000%
10/11/24	Winston Creek Bonus, LLC	Delaware	Winston Creek Holdings, LLC	100.0000%
10/11/24	Hudson Falls Bonus, LLC	Delaware	Hudson Falls Holdings, LLC	100.0000%
10/11/24	Banyard Springs Bonus, LLC	Delaware	Banyard Springs ADS, LLC	100.0000%

Analysis of Diversification Activity
Changes in Corporate Structure

FLORIDA POWER & LIGHT
COMPANY AND SUBSIDIARIES

Docket No. 20250011-EI
MFR NO. C-31 Supplemental
Attachment No. 1 of 1

Page 93 of 468

10/11/24	Banyard Springs MACRS, LLC	Delaware	Banyard Springs ADS, LLC	100.0000%
10/11/24	Banyard Springs ADS, LLC	Delaware	Banyard Springs, LLC	100.0000%
10/11/24	Hudson Falls MACRS, LLC	Delaware	Hudson Falls Bonus, LLC	100.0000%
10/11/24	Winston Creek MACRS, LLC	Delaware	Winston Creek Bonus, LLC	100.0000%
10/11/24	Pine Straw Solar, LLC	Delaware	ESI Energy, LLC	100.0000%
10/16/24	Harquahala Flats Energy Storage II, LLC	Delaware	ESI Energy, LLC	100.0000%
10/16/24	Blue Lake Solar, LLC	Delaware	ESI Energy, LLC	100.0000%
10/16/24	Winston Creek ADS, LLC	Delaware	Winston Creek MACRS, LLC	100.0000%
10/16/24	Wheatridge East Interconnection, LLC	Delaware	Wheatridge East Wind, LLC	100.0000%
10/23/24	Salt Creek Wind Holdings, LLC	Delaware	ESI Energy, LLC	100.0000%
10/23/24	Bright Corner Solar, LLC	Delaware	ESI Energy, LLC	100.0000%
10/23/24	Hudson Falls ADS, LLC	Delaware	Hudson Falls MACRS, LLC	100.0000%
10/29/24	Wheatridge Portfolio, LLC	Delaware	ESI Energy, LLC	100.0000%
10/30/24	Trimmer II Energy Storage, LLC	Delaware	ESI Energy, LLC	100.0000%
11/04/24	Chugwater Interconnection, LLC	Delaware	Chugwater Wind, LLC	50.0000%
11/04/24	Golden Trail Solar Holdings, LLC	Delaware	Chugwater Energy Center, LLC	50.0000%
11/04/24	Golden Trail Solar Funding, LLC	Delaware	Golden Trail Solar Funding, LLC	100.0000%
11/04/24	Amite Energy Storage, LLC	Delaware	EverBright, LLC	100.0000%
11/06/24	Shallow Ridge Solar, LLC	Delaware	ESI Energy, LLC	100.0000%
11/06/24	DG Belle Valley, LLC	Delaware	ESI Energy, LLC	100.0000%
11/06/24	DG West Belleville, LLC	Delaware	DG Illinois CS II, LLC	100.0000%
11/07/24	Sabal Specialty Insurance Company, Inc.	Delaware	DG Illinois CS II, LLC	100.0000%
11/08/24	Panther Forge Solar, LLC	Delaware	Palms Specialty Insurance Company, Inc.	100.0000%
11/08/24	Panther Forge Wind, LLC	Delaware	Blue Iris Wind, LLC	100.0000%
11/08/24	Pere Marquette Energy Storage, LLC	Delaware	Blue Iris Wind, LLC	100.0000%
11/22/24	La Osa Solar Holdings, LLC	Delaware	ESI Energy, LLC	100.0000%
11/22/24	Cattle Drive Solar, LLC	Delaware	ESI Energy, LLC	100.0000%
11/22/24	Harrison MO Solar, LLC	Delaware	ESI Energy, LLC	100.0000%
12/04/24	Yellow House Holdings, LLC	Delaware	ESI Energy, LLC	100.0000%
12/04/24	DG Mount Morris West, LLC	Delaware	DG Illinois CS, LLC	100.0000%
12/04/24	Midwest Solar Transaction Holdings, LLC	Delaware	ESI Energy, LLC	100.0000%
12/11/24	DG Interconnection Holdings, LLC	Delaware	DG 1 Acquisition Co., LLC	100.0000%
12/11/24	DG Stockton S Austin, LLC	Delaware	DG BOT Construction, LLC	100.0000%
12/11/24	Holly Ridge Energy Center, LLC	Delaware	ESI Energy, LLC	100.0000%
12/11/24	Highland Solar II, LLC	Delaware	Northern Colorado Holdings LLC	100.0000%
12/11/24	Maggie Energy Center, LLC	Delaware	ESI Energy, LLC	100.0000%
12/11/24	Bisti Energy Center, LLC	Delaware	ESI Energy, LLC	100.0000%
12/11/24	Sunny Street Energy Center, LLC	Delaware	ESI Energy, LLC	100.0000%
12/17/24	Beecher Solar Land, LLC	Delaware	Beecher Solar Holdings, LLC	100.0000%
12/17/24	DG Buffalo Energy Storage, LLC	Delaware	DG West Holdings, LLC	100.0000%
12/18/24	DG Mariposa Contractor, LLC	Delaware	DG BOT Construction, LLC	100.0000%
12/18/24	Rokeby Energy Center, LLC	Delaware	ESI Energy, LLC	100.0000%
12/26/24	DG 2024-2025 Holdings, LLC	Delaware	DG 1 Acquisition Co., LLC	100.0000%
12/26/24	DG 2024-2025 Holdings Blocker, LLC	Delaware	DG 1 Acquisition Co., LLC	100.0000%

DISSOLUTIONS

Analysis of Diversification Activity
Changes in Corporate Structure

DATE	ENTITY	JURISDICTION
06/03/24	Swan Lake Wind, LLC	Delaware

QUALIFICATIONS

DATE	ENTITY	QUALIFIED IN	DOMESTIC JURISDICTION
01/05/24	NextEra Analytics, LLC	Florida	Delaware
01/08/24	NextEra Analytics, LLC	Illinois	Delaware
01/09/24	NextEra Analytics, LLC	Minnesota	Delaware
01/09/24	NextEra Energy Resources, LLC	Missouri	Delaware
01/10/24	NextEra Analytics, LLC	California	Delaware
01/11/24	NextEra Analytics, LLC	Texas	Delaware
01/31/24	NextEra Lighting & Metering Solutions, LLC	Virginia	Delaware
02/02/24	Dos Palmas Energy Storage, LLC	California	Delaware
02/02/24	NextCity Networks of Kansas, LLC	Kansas	Delaware
02/02/24	Sandcut Solar Energy Center, LLC	Indiana	Delaware
02/02/24	DG ACWD I, LLC	California	Delaware
02/05/24	DG Coldwater MI, LLC	Michigan	Delaware
02/05/24	DG Hydra, LLC	Arkansas	Delaware
02/05/24	DG Marshall MI, LLC	Michigan	Delaware
02/05/24	Manila Solar, LLC	Arkansas	Delaware
02/05/24	Windy Lane Energy Center, LLC	New Mexico	Delaware
02/05/24	Buena Vista Energy Center III, LLC	New Mexico	Delaware
02/05/24	Cowboy Solar, LLC	New Mexico	Delaware
02/06/24	NextEra Lighting & Metering Solutions, LLC	Pennsylvania	Delaware
02/07/24	Big Pasture Ranch Solar, LLC	Texas	Delaware
02/07/24	Midway Ranch Solar, LLC	Texas	Delaware
02/07/24	Silverton Solar, LLC	Texas	Delaware
02/07/24	Tiger Solar Holdings, LLC	Texas	Delaware
02/07/24	Bigway Solar, LLC	Texas	Delaware
02/08/24	Central Scott Solar, LLC	Kansas	Delaware
02/08/24	DG Bellevue, LLC	Ohio	Delaware
02/08/24	DG VDH BESS, LLC	Minnesota	Delaware
02/08/24	Eagle Road Solar, LLC	Kansas	Delaware
02/08/24	Little Blue Wind II, LLC	Nebraska	Delaware
02/08/24	NextCity Networks Minnesota, LLC	Minnesota	Delaware
02/08/24	NextCity Networks Nebraska, LLC	Nebraska	Delaware
02/08/24	NextCity Networks Wisconsin, LLC	Wisconsin	Delaware
02/08/24	Panama Energy Center, LLC	Nebraska	Delaware
02/08/24	Pierce County Energy Center, LLC	Nebraska	Delaware
02/08/24	Saline Energy Center, LLC	Nebraska	Delaware
02/08/24	Two Creeks Energy Storage II, LLC	Wisconsin	Delaware
02/09/24	DG Bellevue, LLC	Ohio	Delaware
02/09/24	NextCity Networks Ohio, LLC	Ohio	Delaware
02/09/24	NextCity Networks Maryland, LLC	Maryland	Delaware
02/09/24	Dog Valley Solar, LLC	Utah	Delaware
02/09/24	Silver State South Interconnect, LLC	Nevada	Delaware
02/12/24	Dodge Flat Energy Storage, LLC	Nevada	Delaware
02/12/24	NextEra Analytics Solutions, LLC	Ohio	Delaware

Analysis of Diversification Activity
Changes in Corporate Structure

02/12/24	Sholes Energy Storage, LLC	Nebraska	Delaware
02/14/24	DG Barton, LLC	Alabama	Delaware
02/15/24	Perrin Ranch Energy Storage, LLC	Arizona	Delaware
02/15/24	Cimarron Energy Storage LLC	Arizona	Delaware
02/16/24	Green Mallard Solar, LLC	Arkansas	Delaware
02/19/24	NextCity Networks Iowa, LLC	Iowa	Delaware
02/20/24	DG Egypt, LLC	Mississippi	Delaware
02/21/24	Dominguez Grid II, LLC	Utah	Delaware
02/21/24	Gridliance Louisiana, LLC	Louisiana	Delaware
02/23/24	Boulevard Associates, LLC	Mississippi	Delaware
02/24/24	Cedar Springs Energy Storage IV, LLC	Wyoming	Delaware
02/24/24	Roundhouse Solar, LLC	Wyoming	Delaware
02/26/24	NextCity Networks Illinois, LLC	Illinois	Delaware
02/26/24	Stagecoach Energy Storage, LLC	Illinois	Delaware
03/06/24	NextEra Analytics Solutions, LLC	Georgia	Delaware
03/08/24	DG Elysian Lake, LLC	Minnesota	Delaware
03/08/24	DG Josephine, LLC	Minnesota	Delaware
03/08/24	DG Marching Arrow, LLC	Minnesota	Delaware
03/08/24	DG Primrose, LLC	Arkansas	Delaware
03/08/24	DG Rolling Hills, LLC	Minnesota	Delaware
03/14/24	Roadrunner Crossing Energy Storage, LLC	Texas	Delaware
03/14/24	TXen Pipeline, LLC	Texas	Delaware
03/15/24	Tupelo Brake Solar, LLC	Arkansas	Delaware
03/18/24	NextEra Analytics Solutions, LLC	Indiana	Delaware
03/18/24	Pinal Central Energy Storage, LLC	Arizona	Delaware
03/18/24	Verily Solar, LLC	Texas	Delaware
03/20/24	Forest Trace Solar, LLC	Louisiana	Delaware
04/03/24	Gila Transmission, LLC	Arizona	Delaware
04/11/24	Greenlane Operations, LLC	California	Delaware
04/19/24	USG Properties Haynesville (PDPCO), LLC	Louisiana	Delaware
05/03/24	Bluebell Energy Storage, LLC	Texas	Delaware
05/03/24	Hickerson Energy Storage, LLC	Texas	Delaware
05/03/24	Horse Hollow Wind III Energy Storage, LLC	Texas	Delaware
05/03/24	Hubbard II Energy Storage, LLC	Texas	Delaware
05/03/24	Lacy Creek Energy Storage, LLC	Texas	Delaware
05/03/24	Stafford Energy Storage, LLC	Texas	Delaware
05/03/24	Yaupon Solar Energy Storage, LLC	Texas	Delaware
05/08/24	Generation Repair and Service, LLC	Montana	Delaware
05/10/24	NextEra Energy Constructors, LLC	Alabama	Delaware
05/19/24	DG Wood River, LLC	Illinois	Delaware
05/30/24	Argenta Solar Energy Center, LLC	California	Delaware
05/30/24	Desert Sands Energy Center, LLC	California	Delaware
05/30/24	DG Colton, LLC	California	Delaware
05/30/24	Guardian Solar, LLC	California	Delaware
05/30/24	Resurgence I Energy Storage, LLC	California	Delaware
05/30/24	Solstice Energy Center, LLC	California	Delaware
05/31/24	Generation Repair and Service, LLC	Indiana	Delaware

Delaware

454A - 9

Analysis of Diversification Activity
Changes in Corporate Structure

FLORIDA POWER & LIGHT COMPANY AND SUBSIDIARIES	
Docket No. 20250011-EI	
MFR NO. C-31 Supplemental	
Attachment No. 1 of 1	
Page 97 of 468	
06/26/24	Delaware
06/26/24	Delaware
06/26/24	Delaware
06/26/24	Delaware
06/26/24	Delaware
06/27/24	Delaware
06/28/24	Delaware
06/28/24	Delaware
06/28/24	New York
06/28/24	Delaware
07/01/24	Delaware
07/01/24	Delaware
07/01/24	Delaware
07/03/24	Delaware
07/03/24	Delaware
07/03/24	Delaware
07/08/24	Delaware
07/09/24	Delaware
07/10/24	Delaware
07/10/24	Delaware
07/15/24	Delaware
07/16/24	Delaware
07/17/24	Delaware
07/18/24	Delaware
07/18/24	Delaware
07/18/24	Delaware
07/19/24	Delaware
07/19/24	Delaware
07/19/24	Delaware
07/19/24	Delaware
07/19/24	Delaware
07/19/24	Delaware
07/19/24	Delaware
07/22/24	Delaware
07/23/24	Delaware
07/23/24	Delaware
07/23/24	Delaware
07/25/24	Delaware
07/26/24	Delaware
07/26/24	Delaware
07/26/24	Delaware
07/26/24	Delaware
07/30/24	Delaware
07/30/24	Delaware
07/30/24	Delaware
07/30/24	Delaware
07/31/24	Delaware
07/31/24	Delaware
07/31/24	Delaware
07/31/24	Delaware

Nebraska
Iowa
Alabama
New Mexico
Nebraska
Iowa
Pennsylvania
Pennsylvania
Pennsylvania
Missouri

Alabama
Tennessee
Tennessee
Illinois
Arizona
Oklahoma
Kansas
Kansas
Arizona
Oklahoma
Texas
Wyoming
Indiana
Wyoming
Texas
Texas
Nebraska
Pennsylvania
Pennsylvania
Missouri
Michigan
Michigan
Oklahoma
Wyoming
Oregon
North Dakota
Oregon
Louisiana
Montana
Montana
Montana
Idaho
California
Texas
Louisiana
California
Florida
Kansas
Ohio
Colorado

Analysis of Diversification Activity
Changes in Corporate Structure

07/31/24	Odyssey Solar Holdings, LLC	Illinois	Delaware
07/31/24	Odyssey Solar Holdings, LLC	Hawaii	Delaware
07/31/24	Odyssey Solar Holdings, LLC	Rhode Island	Delaware
08/01/24	Bob Creek Wind, LLC	Texas	Delaware
08/01/24	Bucking Horse Solar, LLC	Montana	Delaware
08/01/24	Crowned Ridge Energy Storage I, LLC	South Dakota	Delaware
08/01/24	Crowned Ridge Energy Storage II, LLC	South Dakota	Delaware
08/01/24	DG Gerber Road Sacramento, LLC	California	Delaware
08/01/24	DG Kosci, LLC	Mississippi	Delaware
08/01/24	Dry Land Prairie Energy Storage, LLC	Colorado	Delaware
08/01/24	Ephemeris Energy Center, LLC	Nevada	Delaware
08/01/24	Flatland Energy Storage, LLC	Texas	Delaware
08/01/24	King Mountain Energy Storage, LLC	Texas	Delaware
08/01/24	Meigs County Solar, LLC	Ohio	Delaware
08/01/24	Paso Bronco, LLC	New Mexico	Delaware
08/01/24	SOCAL Eport 1, LLC	California	Delaware
08/01/24	Swan Lake Wind, LLC	South Dakota	Delaware
08/01/24	Lock Energy Center, LLC	California	Delaware
08/01/24	Vulcan Solar Project, LLC	California	Delaware
08/02/24	Owensboro Solar, LLC	Kentucky	Delaware
08/02/24	DG Virginia Waterhub II, LLC	Virginia	Delaware
08/02/24	DG Volney, LLC	New York	Delaware
08/02/24	Odyssey Solar Holdings, LLC	Connecticut	Delaware
08/02/24	Rock Valley Energy Center, LLC	Nevada	Delaware
08/05/24	DG Sundale, LLC	New Mexico	Delaware
08/05/24	Dry Lake East Energy Storage II, LLC	Nevada	Delaware
08/05/24	Odyssey Solar Holdings, LLC	Massachusetts	Delaware
08/05/24	Star Light Energy Center, LLC	New Mexico	Delaware
08/05/24	Odyssey Solar Holdings, LLC	Maryland	Delaware
08/05/24	Odyssey Solar Holdings, LLC	Arizona	Delaware
08/06/24	Chunky Pond Solar, LLC	Florida	Delaware
08/07/24	Jackalope Wind II, LLC	Wyoming	Delaware
08/07/24	Odyssey Solar Holdings, LLC	Arkansas	Delaware
08/07/24	Sailors Solar, LLC	Wyoming	Delaware
08/08/24	Greenlee Solar, LLC	Arkansas	Delaware
08/09/24	NextEra Mobility, LLC	California	Delaware
08/09/24	Mattawa Energy Storage, LLC	Washington	Delaware
08/12/24	NextCity Networks West Virginia, LLC	West Virginia	Delaware
08/16/24	DG Potsdam Solar, LLC	New York	Delaware
08/19/24	NextEra Energy Transmission MidAtlantic, Inc.	Pennsylvania	Delaware
08/19/24	Odyssey Solar Holdings, LLC	New Hampshire	Delaware
08/20/24	Chugwater Energy Center, LLC	Wyoming	Delaware
08/20/24	Emmons-Logan Energy Storage, LLC	North Dakota	Delaware
08/21/24	NextEra Energy Transmission MidAtlantic, Inc.	Maryland	Delaware
08/22/24	Banyard Springs, LLC	Indiana	Delaware
08/22/24	Banyard Springs, LLC	Maryland	Delaware
08/22/24	Banyard Springs, LLC	Missouri	Delaware
08/22/24	Banyard Springs, LLC	Oklahoma	Delaware
08/22/24	Banyard Springs, LLC	Texas	Delaware
08/23/24	Banyard Springs, LLC	Kentucky	Delaware

Analysis of Diversification Activity
Changes in Corporate Structure

FLORIDA POWER & LIGHT
COMPANY AND SUBSIDIARIES
Docket No. 20250011-EI
MFR NO. C-31 Supplemental
Attachment No. 1 of 1

Page 99 of 468

08/23/24	Big Canyon Wind, LLC	Texas	Delaware
08/23/24	Breckinridge Wind, LLC	Oklahoma	Delaware
08/23/24	DG Rock Run, LLC	Illinois	Delaware
08/23/24	Fountain Rock Energy, LLC	Oklahoma	Delaware
08/23/24	Palo Duro Wind, LLC	Texas	Delaware
08/26/24	Cedar Bluff Wind Energy, LLC	Kansas	Delaware
08/26/24	Kingman Wind II, LLC	Kansas	Delaware
08/26/24	Mammoth Plains Wind, LLC	Oklahoma	Delaware
08/26/24	Ninnescah Wind Renewables, LLC	Kansas	Delaware
08/27/24	DG Dunlap, LLC	Illinois	Delaware
08/28/24	Carousel Wind, LLC	Colorado	Delaware
08/30/24	Banyard Springs, LLC	Arkansas	Delaware
09/03/24	NEP Ninnescah Thermal Storage, LLC	Kansas	Delaware
09/10/24	NextCity Networks Virginia, LLC	Virginia	Delaware
09/12/24	NextEra Energy Transmission MidAtlantic, Inc.	West Virginia	Delaware
09/17/24	Kiefer Landfill Generating III, LLC	California	Delaware
09/17/24	Boulevard Associates, LLC	Washington	Delaware
09/18/24	NextCity Networks Telecom, LLC	Florida	Delaware
09/23/24	DG Cooley, LLC	New York	Delaware
09/23/24	DG Limestone, LLC	Illinois	Delaware
09/23/24	DG South Green, LLC	Kentucky	Delaware
09/25/24	Minco II Energy Storage, LLC	Oklahoma	Delaware
09/25/24	McFarland Energy Storage, LLC	Montana	Delaware
09/25/24	Ammonite Wind, LLC	Montana	Delaware
09/25/24	Ursa Major Energy Storage, LLC	California	Delaware
09/25/24	Story Energy Storage II, LLC	Iowa	Delaware
09/26/24	Tuscola II Energy Storage, LLC	Michigan	Delaware
09/26/24	Beecher Solar Holdings, LLC	Michigan	Delaware
09/27/24	Kingman Wind I, LLC	Kansas	Delaware
09/27/24	NextEra Energy Pipeline Services, LLC	Louisiana	Delaware
09/30/24	FPL Geo, LLC	Florida	Delaware
10/03/24	Harbine Energy Center, LLC	Nebraska	Delaware
10/11/24	Skyrider Wind, LLC	Texas	Delaware
10/14/24	Weld Energy Storage, LLC	Colorado	Delaware
10/15/24	Autumn Shores Funding, LLC	New York	Delaware
10/15/24	DG Coleman, LLC	New York	Delaware
10/15/24	DG Colton Slover, LLC	California	Delaware
10/15/24	Wheelhouse Energy Storage, LLC	New York	Delaware
10/15/24	Trelina Energy Storage, LLC	New York	Delaware
10/16/24	Pine Straw Solar, LLC	Florida	Delaware
10/16/24	North Bay Interconnect, LLC	California	Delaware
10/17/24	Muscov Energy Center, LLC	North Carolina	Delaware
10/17/24	DG BOT Construction, LLC	Arkansas	Delaware
10/18/24	NextEra Energy Solutions, LLC	West Virginia	Delaware
10/22/24	Carleton Farms Renewables, LLC	Michigan	Delaware
11/01/24	Crowned Ridge Thermal Storage, LLC	South Dakota	Delaware
11/07/24	Funston Solar, LLC	Texas	Delaware
11/07/24	Hackberry Creek Solar, LLC	Texas	Delaware

Analysis of Diversification Activity
Changes in Corporate Structure

11/07/24	Appaloosa Run Storage, LLC	Texas	Delaware
11/07/24	DG Angleton, LLC	Texas	Delaware
11/08/24	North Gilliam Energy Center, LLC	Oregon	Delaware
11/08/24	Summer Lake Wind, LLC	Oregon	Delaware
11/08/24	Wheatridge LDES, LLC	Oregon	Delaware
11/08/24	Akron Solar, LLC	Wisconsin	Delaware
11/08/24	Stairway Solar, LLC	Texas	Delaware
11/08/24	Waco Energy Storage, LLC	Texas	Delaware
11/08/24	Decatur Energy Storage, LLC	Georgia	Delaware
11/12/24	Benton Solar II, LLC	Minnesota	Delaware
11/12/24	NextEra Renewable Fuels Development, LLC	California	Delaware
11/12/24	Pine Nut Energy Center, LLC	Nevada	Delaware
11/12/24	Brusselville Solar, LLC	New York	Delaware
11/12/24	Jeffrey Solar, LLC	Kansas	Delaware
11/13/24	DG Gaines, LLC	New York	Delaware
11/14/24	Northern Divide Energy Storage, LLC	North Dakota	Delaware
11/15/24	Mason Valley Energy Center, LLC	Nevada	Delaware
11/15/23	Dry Lake East Energy Storage I, LLC	Nevada	Delaware
11/15/24	Flanagan Solar	Arkansas	Delaware
11/18/24	Usource, L.L.C.	Wisconsin	Delaware
11/18/24	Usource, L.L.C.	Michigan	Delaware
11/18/24	Pere Marquette Energy Storage, LLC	Michigan	Delaware
11/18/24	Golden Trail Solar Holdings, LLC	California	Delaware
11/19/24	Wheatridge East Interconnection, LLC	Oregon	Delaware
11/19/24	Trimmer II Energy Storage, LLC	California	Delaware
11/20/24	DG Hebron, LLC	Illinois	Delaware
11/20/24	FRP Forest Trail Solar, LLC	Florida	Delaware
11/21/24	Golden Trail Solar Holdings, LLC	Arizona	Delaware
11/21/24	Harquahala Flats Energy Storage II, LLC	Arizona	Delaware
11/22/24	Bright Comer Solar, LLC	Mississippi	Delaware
11/22/24	Bullitt Bend Solar, LLC	Louisiana	Delaware
11/25/24	FRP Peterson Solar, LLC	Florida	Delaware
12/02/24	FRP Miller Solar, LLC	Florida	Delaware
12/02/24	Steele Flats Wind I, LLC	Nebraska	Delaware
12/02/24	Vaca Del Sol, LLC	Texas	Delaware
12/02/24	Anticline Energy Storage, LLC	Wyoming	Delaware
12/05/24	Selma Energy Center, LLC	Arizona	Delaware
12/09/24	Chugwater Interconnection, LLC	Wyoming	Delaware
12/16/24	NextEra Renewable Fuels Development, LLC	Utah	Delaware
12/16/24	Golden Trail Solar Holdings, LLC	Maryland	Delaware
12/16/24	Golden Trail Solar Holdings, LLC	New Jersey	Delaware
12/16/24	Golden Trail Solar Holdings, LLC	Texas	Delaware
12/17/24	Golden Trail Solar Holdings, LLC	Ohio	Delaware
12/17/24	Golden Trail Solar Holdings, LLC	Colorado	Delaware
12/19/24	Golden Trail Solar Holdings, LLC	Arkansas	Delaware
12/24/24	Golden Trail Solar Holdings, LLC	Rhode Island	Delaware
12/24/24	Bisti Energy Center, LLC	New Mexico	Delaware
12/26/24	DG Buffalo Energy Storage, LLC	Colorado	Delaware
12/26/24	Highland Solar II, LLC	Colorado	Delaware

Analysis of Diversification Activity
Changes in Corporate Structure

FLORIDA POWER & LIGHT
COMPANY AND SUBSIDIARIES
Docket No. 20250011-EI
MFR NO. C-31 Supplemental
Attachment No. 1 of 1
Page 101 of 468
Delaware
Delaware
Delaware
Delaware
Delaware

12/26/24	Rokeby Energy Center, LLC	Nebraska
12/26/24	DG Mariposa Contractor, LLC	California
12/27/24	Golden Trail Solar Holdings, LLC	Illinois
12/27/24	DG Interconnection Holdings, LLC	Tennessee
12/27/24	DG Mount Morris West, LLC	Illinois

NAME CHANGES

DATE	FORMER NAME	CHANGED TO	STATE OF FORMATION/QUALIFICATION
01/31/24	Minco Energy Storage II, LLC	Minco II Energy Storage, LLC	Delaware
02/02/24	Valley Farm Solar, LLC	Valley Farms Energy Storage, LLC	Delaware, Arizona
02/20/24	Estrella Grid, LLC	Pluto Energy Storage, LLC	Delaware, Arizona
02/29/24	ITC Lake Erie Connector LLC	Lake Erie Connector Transmission, LLC	Delaware, Pennsylvania
02/29/24	ITC Lake Erie Holdings LLC	Lake Erie Transmission Holdings, LLC	Delaware
02/29/24	ITC Project Holdings LLC	LEC Transmission Project Holdings, LLC	Delaware
03/04/24	Harquahala Flats Solar, LLC	Harquahala Flats Energy Storage, LLC	Delaware, Arizona
03/04/24	North Side Energy Center, LLC	Gateway Solar Energy Center, LLC	Delaware, New York
03/07/24	DG Charleston, LLC	DG Pierpont, LLC	Delaware, Illinois
03/07/24	DG Robinson CS, LLC	DG Galesburg, LLC	Delaware, Illinois
03/07/24	DG East St. Louis, LLC	DG Capron, LLC	Delaware, Illinois
03/27/24	Lutesville Solar, LLC	Delta Bobcat Solar, LLC	Delaware, Missouri
04/10/24	Valley Farms Energy Storage, LLC	Valley Farms Energy Center, LLC	Delaware, Arizona
05/15/24	Rocksdrift Energy Center, LLC	Wheelhouse Solar Energy Center, LLC	Delaware/ NY
06/20/24	Oklahoma HVDC Transmission, LLC	Heartland Spirit Connector, LLC	Delaware
06/28/24	Turkey Ridge Wind Farm LLC	Swan Lake Wind, LLC	Delaware
07/01/24	Vanguard Energy Services, L.L.C.	NextEra Energy Services Midwest, LLC	OK converted to DE
08/01/24	Garden Plain Solar, LLC	Ninnescah Flats Solar, LLC	Delaware
08/13/24	Brusselville Solar Energy Center, LLC	Brusselville Solar, LLC	Delaware
09/05/24	DG BOT Engineering & Construction, LLC	DG BOT Construction, LLC	Delaware
09/05/24	Brickyard Solar, LLC	Brickyard Energy Storage, LLC	Delaware, Indiana
10/11/24	DG Woodward Energy Storage, LLC	Woodward Energy Storage, LLC	Delaware
11/04/24	Win Solar, LLC	Akron Solar, LLC	Delaware
11/04/24	Birch Solar Wisconsin, LLC	Fox Solar, LLC	Delaware
11/07/24	Birch Solar Wisconsin, LLC	Fox Solar, LLC	Wisconsin
11/08/24	Ephemeris Energy Center, LLC	Equinox Energy Center, LLC	Delaware
11/14/24	Blue Iris Wind Holdings, LLC	Panther Forge Funding, LLC	Delaware
11/14/24	Blue Iris Wind, LLC	Panther Forge Holdings, LLC	Delaware
11/15/24	Midway Ranch Solar, LLC	Bigway Solar, LLC	Delaware
11/15/24	Hart Wind, LLC	Hart Wind Project, LLC	Delaware

Analysis of Diversification Activity
Changes in Corporate Structure

FLORIDA POWER & LIGHT
COMPANY AND SUBSIDIARIES
Docket No. 20250011-EI
MFR NO. C-31 Supplemental
Attachment No. 1 of 1
Page 102 of 468
Delaware
Delaware

12/26/24 GR Bage (DE), LLC
12/26/24 GR Bage (NEP), LLC

Dissolution Solutions (DE), LLC
Dissolution Solutions (NEP), LLC

CONVERSIONS

DATE	NAME	CONVERTED TO	MEMBER/SHAREHOLDER
07/01/24	Vanguard Energy Services, L.L.C. (OK)	NextEra Energy Services Midwest, LLC (DE)	Vanguard Energy Services, LLC

ACQUISITIONS

DATE	ENTITY	STATE OF FORMATION	MEMBER	% OWNED
01/29/24	Lake Erie LP	Ontario	Lake Erie Canada Holdings ULC -Limited Partner	100.00%
01/29/24	Lake Erie LP	Ontario	LEC GP, Inc.- General Partner	100.00%
01/29/24	LEC GP Inc.	Ontario	Lake Erie Canada Holdings ULC	100.00%
01/31/24	Sterling Wind, LLC	Delaware	Sterling Wind Class A Holdings, LLC	50.00%
01/31/24	Sterling Wind, LLC	Delaware	Sterling Wind Class A Holdings, LLC	33.33%
01/31/24	Sterling Wind, LLC	Delaware	Sterling Wind Class A Holdings, LLC	16.66%
01/31/24	Topaz Wind, LLC	Delaware	Topaz Wind Class A Holdings, LLC	50.00%
01/31/24	Topaz Wind, LLC	Delaware	Topaz Wind Class A Holdings, LLC	50.00%
01/31/24	Palmwood Wind, LLC	Delaware	Palmwood Wind Class A Holdings, LLC	50.00%
01/31/24	Palmwood Wind, LLC	Delaware	Palmwood Wind Class A Holdings, LLC	50.00%
01/31/24	ITC Project Holdings LLC	Delaware	Lake Erie US Holdings, LLC	100.00%
01/31/24	ITC Lake Erie Connector LLC	Delaware	ITC Lake Erie Holdings, LLC	100.00%
01/31/24	ITC Lake Erie Holdings LLC	Delaware	ITC Project Holdings, LLC	100.00%
02/23/24	Vaca Del Sol, LLC	Delaware	Tiger Solar Holdings, LLC	100.00%
02/02/24	Trailblazer Wind, LLC	Delaware	Trailblazer Wind Class A Holdings, LLC	100.00%
02/02/24	Trailblazer Wind, LLC	Delaware	Trailblazer Wind Class A Holdings, LLC	100.00%
03/01/24	Fireside Natural Gas, LLC	Georgia	NextEra Energy Services Georgia, LLC	100.00%
03/12/24	Knox County Wind Farm LLC	Delaware	Galesburg Wind Holdings, LLC	100.00%
04/30/24	Kinderwood Wind, LLC	Delaware	Kinderwood Wind Holdings, LLC	100.00%
04/30/24	Kinderwood Wind, LLC	Delaware	Kinderwood BPE, LLC	100.00%
07/19/24	Mammoth Plains Wind Project, LLC	Trident Renewables HoldCo, LLC	Mammoth Plains Wind Project Holdings, LLC	50.00%
07/19/24	Mammoth Plains Wind Project, LLC	JPMorgan Chase Bank, N.A.	Mammoth Plains Wind Project Holdings, LLC	50.00%
07/19/24	Legends Wind, LLC	BAL Investment & Advisory, LLC	Legends Wind Holdings, LC	100.00%
07/25/24	Square Butte Solar, LLC	Delaware	Square Butte Solar Holdings, LLC	100.00%
08/29/24	Monarch Creek Wind, LLC	Delaware	Monarch Creek Wind Holdings, LLC	100.00%
09/12/24	Arizona City Solar, LLC	Arizona	Arizona City Solar Holdings, LLC	100.00%
11/21/24	Salt Creek Wind LLC	Delaware	Salt Creek Wind Holdings, LLC	100.00%

OWNERSHIP CHANGES

DATE	ENTITY	ASSIGNOR	ASSIGNEE	% OWNED
------	--------	----------	----------	---------

Analysis of Diversification Activity
Changes in Corporate Structure

**FLORIDA POWER & LIGHT
COMPANY AND SUBSIDIARIES**

**Docket No. 20250011-EI
MFR NO. C-31 Supplemental
Attachment No. 1 of 1**

Page 103 of 468

01/01/24	Canyon Wind Energy, LLC	Canyon Wind Holdings, LLC	ESI Energy, LLC	100.00%
01/01/24	Canyon Wind Energy, LLC	ESI Energy, LLC	Renewable Portfolio Holdings, LLC	100.00%
01/25/24	Gridliance Louisiana, LLC	NextEra Energy Transmission, LLC	Gridliance Louisiana Holdings, LLC	100.00%
02/29/24	Horse Ridge Wind, LLC	MPC FED Wind PTC MCF I, LLC	Horse Ridge Wind Portfolio, LLC	66.67%
02/29/24	Horse Ridge Wind, LLC	Wells Fargo Central Pacific Holdings, Inc.	Horse Ridge Wind Portfolio, LLC	33.33%
03/11/24	DG Outback Acres Solar, LLC	DG 1 Acquisition Co., LLC	DG NE Holdings, LLC	100.00%
03/11/24	DG NH Seabrook, LLC	DG 1 Acquisition Co., LLC	DG NE Holdings, LLC	100.00%
03/31/24	Palms Bridge Investments, LLC	Palms Portfolio Holdings, LLC	Palms Specialty Insurance Company, Inc.	100.00%
06/14/24	Washington County Solar, LLC	ESI Energy, LLC	Peach Grove Holdings, LLC	100.00%
06/26/24	DG Texas Waterhub II, LLC	Sustainable Water Holdings, LLC	DG 1, LLC	100.00%
06/26/24	DG Texas Waterhub II, LLC	DG 1, LLC	DG 1 Acquisition Co., LLC	100.00%
07/12/24	Clearwater Wind III, LLC	ESI Energy, LLC	Peach Grove Funding, LLC	100.00%
07/12/24	Clearwater Wind III, LLC	Peach Grove Funding, LLC	Peach Grove Holdings, LLC	100.00%
07/12/24	Wadley Solar, LLC	ESI Energy, LLC	Peach Grove Funding, LLC	100.00%
07/19/24	Legends Wind, LLC	BAL Investment & Advisory, LLC	Legends Wind Holdings, LC	100.00%
07/19/24	Mammoth Plains Wind Project, LLC	Trident Renewables HoldCo, LLC	Mammoth Plains Wind Project Holdings, LLC	50.00%
07/19/24	Mammoth Plains Wind Project, LLC	JPMorgan Chase Bank, N.A.	Mammoth Plains Wind Project Holdings, LLC	50.00%
07/22/24	Piedmont Waterhub, LLC	DG Portfolio 2023, LLC	DG Portfolio 2023 Holdings, LLC	100.00%
07/22/24	Piedmont Waterhub, LLC	DG Portfolio 2023 Holdings, LLC	DG 1 Acquisition Co., LLC	100.00%
07/22/24	Piedmont Waterhub, LLC	DG 1 Acquisition Co., LLC	DG 1, LLC	100.00%
07/22/24	Piedmont Waterhub, LLC	DG 1, LLC	Poseidon SW Holdings, LLC	100.00%
07/22/24	Piedmont Waterhub, LLC	Poseidon SW Holdings, LLC	Sustainable Water Holdings, LLC	100.00%
07/26/24	Cutler Brothers Class A Holdings, LLC	Cutler Brothers Holdings, LLC	Cutler Brothers Portfolio, LLC	100.00%
07/26/24	Cutler Brothers Portfolio, LLC	Cutler Brothers Funding, LLC	Cutler Brothers Holdings, LLC	100.00%
07/31/24	La Casa Wind, LLC	Roadrunner La Casa Wind Holdings, LLC	ESI Energy, LLC	100.00%
08/05/24	Decatur Solar Energy Center, LLC	ESI Energy, LLC	Renewable Portfolio Holdings, LLC	100.00%
08/09/24	NextEra US Gas Assets, LLC	USG Properties Barnett II, LLC	USG Properties Barnett Holdings, LLC	100.00%
08/09/24	NextEra US Gas Assets, LLC	USG Properties Barnett Holdings, LLC	USG Energy Gas Producer Holdings, LLC	100.00%
08/09/24	BSGA Gas Producing, LLC	USG Properties Barnett II, LLC	USG Properties Barnett Holdings, LLC	100.00%
08/09/24	BSGA Gas Producing, LLC	USG Properties Barnett Holdings, LLC	USG Energy Gas Producer Holdings, LLC	100.00%
08/23/24	DG Texas Waterhub II, LLC	DG 1 Acquisition Co., LLC	DG 1, LLC	100.00%
08/23/24	DG Texas Waterhub II, LLC	DG 1, LLC	Sustainable Water Holdings, LLC	100.00%
08/29/24	Rubric Class A Holdings, LLC	Rubric Holdings, LLC	Rubric Portfolio Holdings, LLC	100.00%
09/01/24	Ponderosa Wind II, LLC	ESI Energy, LLC	Cutler Brothers Funding, LLC	100.00%
09/03/24	Avalon Sands Portfolio, LLC	Nitro Renewables, LLC	Avalon Sands Holdings, LLC	100.00%
09/16/24	Peach Grove, LLC	ESI Energy, LLC	Peach Grove Portfolio, LLC	100.00%
09/16/24	Peach Grove, LLC	Peach Grove Portfolio, LLC	Peach Grove Holdings, LLC	100.00%
09/16/24	Peach Grove, LLC	Peach Grove Holdings, LLC	Peach Grove Funding, LLC	100.00%
09/16/24	Peach Grove, LLC	Peach Grove Funding, LLC	Peach Grove Class A Holdings, LLC	100.00%
09/16/24	Clearwater Wind III, LLC	Peach Grove Holdings, LLC	Peach Grove Portfolio, LLC	100.00%
09/16/24	Clearwater Wind III, LLC	Peach Grove Portfolio, LLC	Peach Grove Class A Holdings, LLC	100.00%
09/16/24	Clearwater Wind III, LLC	Peach Grove Class A Holdings, LLC	Peach Grove, LLC	100.00%
09/16/24	Washington County Solar, LLC	Peach Grove Holdings, LLC	Peach Grove Portfolio, LLC	100.00%

Analysis of Diversification Activity
Changes in Corporate Structure

**FLORIDA POWER & LIGHT
COMPANY AND SUBSIDIARIES**

Docket No. 20250011-EI

MFR NO. C-31 Supplemental

Attachment No. 1 of 1

Page 104 of 468

09/16/24	Washington County Solar, LLC	Peach Grove Portfolio, LLC	Peach Grove Class A Holdings, LLC	100.00%
09/16/24	Washington County Solar, LLC	Peach Grove Class A Holdings, LLC	Peach Grove, LLC	100.00%
09/16/24	Wadley Solar, LLC	Peach Grove Funding, LLC	Peach Grove Holdings, LLC	100.00%
09/16/24	Wadley Solar, LLC	Peach Grove Holdings, LLC	Peach Grove Portfolio, LLC	100.00%
09/16/24	Wadley Solar, LLC	Peach Grove Portfolio, LLC	Peach Grove Class A Holdings, LLC	100.00%
09/16/24	Wadley Solar, LLC	Peach Grove Class A Holdings, LLC	Peach Grove, LLC	100.00%
09/17/24	SCP 5 LLC	DG 1 Acquisition Co., LLC	Cameron Park Portfolio, LLC	100.00%
09/17/24	DG GSA Solar, LLC	DG 1 Acquisition Co., LLC	GSA 2024 Portfolio, LLC	100.00%
09/17/24	DG NF West 1, LLC	DG 1 Acquisition Co., LLC	DG NF West Portfolio, LLC	100.00%
09/17/24	DG Portfolio 2019 Holdings, LLC	Solar Holdings Portfolio 12, LLC	DG Portfolio 2019 Funding, LLC	100.00%
09/17/24	HL Solar LLC	Solar Holdings Portfolio 12, LLC	DG Portfolio 2019 Funding, LLC	100.00%
09/17/24	DG Portfolio 2021 Holdings, LLC	DG 1 Acquisition Co., LLC	DG Portfolio 2021 Funding, LLC	100.00%
09/17/24	DG Portfolio 2023 Holdings, LLC	DG 1 Acquisition Co., LLC	DG Portfolio 2023 Funding, LLC	100.00%
09/17/24	DG Linear West I, LLC	Linear DG, LLC	Linear Portfolio, LLC	100.00%
09/17/24	DG MSPG KR, LLC	Linear DG, LLC	Linear Portfolio, LLC	100.00%
09/17/24	CA Energy Storage Holdings, LLC	Energy Storage Projects (Distributed), LLC	Energy Storage Projects (Distributed) Portfolio, LLC	100.00%
09/17/24	CA BTM Energy Storage, LLC	Energy Storage Projects (Distributed), LLC	Energy Storage Projects (Distributed) Portfolio, LLC	100.00%
09/18/24	Avalon Sands Class A Holdings, LLC	Avalon Sands Holdings, LLC	Avalon Sands Portfolio, LLC	100.00%
09/19/24	Rosmar Holdings, LLC	Rosmar Class B Holdings, LLC	Rosmar Class B Funding, LLC	100.00%
09/19/24	Rosmar Holdings, LLC	Rosmar Class B Funding, LLC	NEP US SellCo, LLC	100.00%
09/19/24	Rosmar Holdings, LLC	NEP US SellCo, LLC	Renewable Portfolio Holdings, LLC	100.00%
09/19/24	Rosmar Holdings, LLC	Renewable Portfolio Holdings, LLC	ESI Energy, LLC	100.00%
09/19/24	Rosmar Holdings, LLC	Rosmar Class A Holdings, LLC	Rosmar Class A Funding, LLC	100.00%
09/19/24	Rosmar Holdings, LLC	Rosmar Class A Funding, LLC	ESI Energy, LLC	100.00%
9/19/2024	Rosmar Holdings, LLC	ESI Energy ,LLC	S4 Funding, LLC	100.00%
09/19/24	Rosmar Holdings, LLC	S4 Funding, LLC	S4 Funding Holdings, LLC	100.00%
09/19/24	Rosmar Holdings, LLC	S4 Funding Holdings, LLC	S4 Rosmar Portfolio, LLC	100.00%
09/19/24	Rosmar Holdings, LLC	ESI Energy ,LLC	S4 Funding, LLC	100.00%
09/19/24	Rosmar Holdings, LLC	S4 Funding, LLC	S4 Funding Holdings, LLC	100.00%
09/19/24	Rosmar Holdings, LLC	S4 Fundings Holdings, LLC	S4 Rosmar Portfolio, LLC	100.00%
09/27/24	FPF Portfolio, LLC	NextEra Energy Pipeline Holdings, LLC	SE Pipeline Holdings, LLC	100.00%
09/27/24	NextEra Energy Pipeline Funding (Lowman), LLC	NextEra Energy Pipeline Holdings, LLC	SE Pipeline Holdings, LLC	100.00%
09/30/24	Avalon Sands Portfolio, LLC	Avalon Sands Holdings, LLC	Nitro Renewables Holdings, LLC	100.00%
09/30/24	Avalon Sands Portfolio, LLC	Nitro Renewables Holdings, LLC	Nitro Renewables, LLC	100.00%
09/30/24	Peach Grove Portfolio, LLC	Peach Grove Holdings, LLC	Nitro Renewables Holdings, LLC	100.00%
09/30/24	Peach Grove Portfolio, LLC	Nitro Renewables Holdings, LLC	Nitro Renewables, LLC	100.00%
09/30/24	FRP Gadsden Solar, LLC	ESI Energy, LLC	Winters Edge Funding, LLC	100.00%
09/30/24	FRP Gadsden Solar, LLC	Winters Edge Funding, LLC	Winters Edge Holdings, LLC	100.00%
09/30/24	FRP Gadsden Solar, LLC	Winters Edge Holdings, LLC	Winters Edge Class A Holdings, LLC	100.00%
09/30/24	FRP Gadsden Solar, LLC	Winters Edge Class A Holdings, LLC	Winters Edge, LLC	100.00%
09/30/24	FRP Columbia County Solar, LLC	ESI Energy, LLC	Winters Edge Funding, LLC	100.00%
09/30/24	FRP Columbia County Solar, LLC	Winters Edge Funding, LLC	Winters Edge Holdings, LLC	100.00%
09/30/24	FRP Columbia County Solar, LLC	Winters Edge Holdings, LLC	Winters Edge Class A Holdings, LLC	100.00%
09/30/24	FRP Columbia County Solar, LLC	Winters Edge Class A Holdings, LLC	Winters Edge, LLC	100.00%
09/30/24	FRP Gilchrist County Solar, LLC	ESI Energy, LLC	Winters Edge Funding, LLC	100.00%
09/30/24	FRP Gilchrist County Solar, LLC	Winters Edge Funding, LLC	Winters Edge Holdings, LLC	100.00%
09/30/24	FRP Gilchrist County Solar, LLC	Winters Edge Holdings, LLC	Winters Edge Class A Holdings, LLC	100.00%
09/30/24	FRP Gilchrist County Solar, LLC	Winters Edge Class A Holdings, LLC	Winters Edge, LLC	100.00%
09/30/24	FRP Tupelo Solar, LLC	ESI Energy, LLC	Winters Edge Funding, LLC	100.00%
09/30/24	FRP Tupelo Solar, LLC	Winters Edge Funding, LLC	Winters Edge Holdings, LLC	100.00%
09/30/24	FRP Tupelo Solar, LLC	Winters Edge Holdings, LLC	Winters Edge Class A Holdings, LLC	100.00%

Analysis of Diversification Activity
Changes in Corporate Structure

09/30/24	FRP Tupelo Solar, LLC	Winters Edge Class A Holdings, LLC	100.00%
10/01/24	Storey Bend Solar, LLC	ESI Energy, LLC	Magnolia Waves Funding, LLC 100.00%
10/01/24	Storey Bend Solar, LLC	Magnolia Waves Funding, LLC	Magnolia Waves Holdings, LLC 100.00%
10/01/24	Storey Bend Solar, LLC	Magnolia Waves Holdings, LLC	Magnolia Waves Class A Holdings, LLC 100.00%
10/01/24	Storey Bend Solar, LLC	Magnolia Waves Class A Holdings, LLC	Magnolia Waves, LLC 100.00%
10/03/24	Addison Edge, LLC	ESI Energy, LLC	Addison Edge Holdings, LLC 100.00%
10/03/24	Paso Bronco, LLC	ESI Energy, LLC	Paso Bronco Holdings, LLC 100.00%
10/07/24	Storey Bend South Solar, LLC	Magnolia Waves, LLC	Magnolia Waves Class A Holdings, LLC 100.00%
10/07/24	Storey Bend South Solar, LLC	Magnolia Waves Class A Holdings, LLC	Magnolia Waves Holdings, LLC 100.00%
10/07/24	Storey Bend South Solar, LLC	Magnolia Waves Holdings, LLC	Magnolia Waves Funding, LLC 100.00%
10/07/24	Storey Bend South Solar, LLC	Magnolia Waves Funding, LLC	ESI Energy, LLC 100.00%
10/07/24	Magnolia Waves, LLC	ESI Energy, LLC	Magnolia Waves Funding, LLC 100.00%
10/07/24	Magnolia Waves, LLC	Magnolia Waves Funding, LLC	Magnolia Waves Holdings, LLC 100.00%
10/07/24	Magnolia Waves, LLC	Magnolia Waves Holdings, LLC	Magnolia Waves Class A Holdings, LLC 100.00%
10/07/24	Harmony Florida Solar II, LLC	ESI Energy, LLC	Magnolia Waves Funding, LLC 100.00%
10/07/24	Harmony Florida Solar II, LLC	Magnolia Waves Funding, LLC	Magnolia Waves Holdings, LLC 100.00%
10/07/24	Harmony Florida Solar II, LLC	Magnolia Waves Holdings, LLC	Magnolia Waves Class A Holdings, LLC 100.00%
10/07/24	Harmony Florida Solar II, LLC	Magnolia Waves Class A Holdings, LLC	Magnolia Waves, LLC 100.00%
10/07/24	Storey Bend South Solar, LLC	ESI Energy, LLC	Magnolia Waves Funding, LLC 100.00%
10/07/24	Storey Bend South Solar, LLC	Magnolia Waves Funding, LLC	Magnolia Waves Holdings, LLC 100.00%
10/07/24	Storey Bend South Solar, LLC	Magnolia Waves Holdings, LLC	Magnolia Waves Class A Holdings, LLC 100.00%
10/07/24	Storey Bend South Solar, LLC	Magnolia Waves Class A Holdings, LLC	Magnolia Waves, LLC 100.00%
10/07/24	Decatur Solar Energy Center, LLC	Renewable Portfolio Holdings, LLC	ESI Energy, LLC 100.00%
10/07/24	Decatur Solar Energy Center, LLC	ESI Energy, LLC	Magnolia Waves Funding, LLC 100.00%
10/07/24	Decatur Solar Energy Center, LLC	Magnolia Waves Funding, LLC	Magnolia Waves Holdings, LLC 100.00%
10/07/24	Decatur Solar Energy Center, LLC	Magnolia Waves Holdings, LLC	Magnolia Waves Class A Holdings, LLC 100.00%
10/07/24	Decatur Solar Energy Center, LLC	Magnolia Waves Class A Holdings, LLC	Magnolia Waves, LLC 100.00%
10/07/24	Pluto Energy Storage, LLC	Silver Peak Storage Holdings, LLC	ESI Energy, LLC 100.00%
10/07/24	Jackson Fuller Energy Storage, LLC	Northern Colorado Holdings, LLC	ESI Energy, LLC 100.00%
10/07/24	Pluto Energy Storage, LLC	ESI Energy, LLC	Magnolia Waves Funding, LLC 100.00%
10/07/24	Pluto Energy Storage, LLC	Magnolia Waves Funding, LLC	Magnolia Waves Holdings, LLC 100.00%
10/07/24	Jackson Fuller Energy Storage, LLC	ESI Energy, LLC	Magnolia Waves Funding, LLC 100.00%
10/07/24	Jackson Fuller Energy Storage, LLC	Magnolia Waves Funding, LLC	Magnolia Waves Holdings, LLC 100.00%
10/09/24	Winters Edge, LLC	ESI Energy, LLC	Winters Edge Funding, LLC 100.00%
10/09/24	Winters Edge, LLC	Winters Edge Funding, LLC	Winters Edge Holdings, LLC 100.00%
10/09/24	Winters Edge, LLC	Winters Edge Holdings, LLC	Winters Edge Class A Holdings, LLC 100.00%
10/09/24	Anticline Wind, LLC	Anticline Wind Holdings, LLC	ESI Energy, LLC 100.00%
10/09/24	Anticline Wind, LLC	ESI Energy, LLC	Winters Edge Funding, LLC 100.00%
10/09/24	Anticline Wind, LLC	Winters Edge Funding, LLC	Winters Edge Holdings, LLC 100.00%
10/09/24	Anticline Wind, LLC	Winters Edge Holdings, LLC	Winters Edge Class A Holdings, LLC 100.00%
10/09/24	Anticline Wind, LLC	Winters Edge Class A Holdings, LLC	Winters Edge, LLC 100.00%
10/09/24	Silver Skyline, LLC	ESI Energy, LLC	Silver Skyline Funding, LLC 100.00%
10/09/24	Silver Skyline, LLC	Silver Skyline Funding, LLC	Silver Skyline Holdings, LLC 100.00%
10/09/24	Silver Skyline, LLC	Silver Skyline Holdings, LLC	Silver Skyline Class A Holdings, LLC 100.00%
10/09/24	Troutdale Grid, LLC	Troutdale Grid Holdings, LLC	ESI Energy, LLC 100.00%
10/09/24	Troutdale Grid, LLC	ESI Energy, LLC	Troutdale Portfolio, LLC 100.00%
10/09/24	Canyon Wind Energy, LLC	Renewable Portfolio Holdings, LLC	ESI Energy, LLC 100.00%
10/09/24	Canyon Wind Energy, LLC	ESI Energy, LLC	Silver Skyline Funding, LLC 100.00%
10/09/24	Canyon Wind Energy, LLC	Silver Skyline Funding, LLC	Silver Skyline Holdings, LLC 100.00%
10/09/24	Canyon Wind Energy, LLC	Silver Skyline Class A Holdings, LLC	Silver Skyline Class A Holdings, LLC 100.00%

Analysis of Diversification Activity
Changes in Corporate Structure

**FLORIDA POWER & LIGHT
COMPANY AND SUBSIDIARIES**

Docket No. 20250011-EI

MFR NO. C-31 Supplemental

Attachment No. 1 of 1

Page 106 of 468

10/09/24	Canyon Wind Energy, LLC	Silver Skyline Class A Holdings, LLC	Silver Skyline, LLC	100.00%
10/09/24	Silver State South Storage, LLC	ESI Energy, LLC	Silver Skyline Funding, LLC	100.00%
10/09/24	Silver State South Storage, LLC	Silver Skyline Funding, LLC	Silver Skyline Holdings, LLC	100.00%
10/09/24	Silver State South Storage, LLC	Silver Skyline Holdings, LLC	Silver Skyline Class A Holdings, LLC	100.00%
10/09/24	Silver State South Storage, LLC	Silver Skyline Class A Holdings, LLC	Silver Skyline, LLC	100.00%
10/09/24	Troutdale Portfolio, LLC	ESI Energy, LLC	Silver Skyline Funding, LLC	100.00%
10/09/24	Troutdale Portfolio, LLC	Silver Skyline Funding, LLC	Silver Skyline Holdings, LLC	100.00%
10/09/24	Troutdale Portfolio, LLC	Silver Skyline Holdings, LLC	Silver Skyline Class A Holdings, LLC	100.00%
10/09/24	Troutdale Portfolio, LLC	Silver Skyline Class A Holdings, LLC	Silver Skyline, LLC	100.00%
10/29/24	Jackalope Wind II, LLC	ESI Energy, LLC	Jackalope Wind II Holdings, LLC	100.00%
11/07/24	DG Primrose Nail, LLC	DG Build Transfer Holdings, LLC	DG 1, LLC	100.00%
11/07/24	DG Primrose Nail, LLC	DG 1, LLC	DG BOT Construction, LLC	100.00%
11/14/24	Red Mesa Wind Investments, LLC	Blue Iris Wind, LLC	Blue Iris Wind Holdings, LLC	100.00%
11/14/24	Red Mesa Wind Investments, LLC	Blue Iris Wind Holdings, LLC	Blue Iris Wind Portfolio, LLC	100.00%
11/14/24	Red Mesa Wind Investments, LLC	Blue Iris Wind Portfolio, LLC	ESI Energy, LLC	100.00%
11/14/24	Tuscola Wind II, LLC	Blue Iris Wind, LLC	Panther Forge Wind, LLC	100.00%
11/14/24	Lee North, LLC	Blue Iris Wind, LLC	Panther Forge Wind, LLC	100.00%
11/14/24	North Sky River Energy, LLC	Blue Iris Wind, LLC	Panther Forge Wind, LLC	100.00%
11/14/24	High River Energy Center, LLC	ESI Energy, LLC	Blue Iris Wind Portfolio, LLC	100.00%
11/14/24	High River Energy Center, LLC	Blue Iris Wind Portfolio, LLC	Blue Iris Wind Holdings, LLC	100.00%
11/14/24	High River Energy Center, LLC	Blue Iris Wind Holdings, LLC	Blue Iris Wind, LLC	100.00%
11/14/24	High River Energy Center, LLC	Blue Iris Wind, LLC	Panther Forge Solar, LLC	100.00%
11/14/24	East Point Energy Center, LLC	ESI Energy, LLC	Blue Iris Wind Portfolio, LLC	100.00%
11/14/24	East Point Energy Center, LLC	Blue Iris Wind Portfolio, LLC	Blue Iris Wind Holdings, LLC	100.00%
11/14/24	East Point Energy Center, LLC	Blue Iris Wind Holdings, LLC	Blue Iris Wind, LLC	100.00%
11/14/24	East Point Energy Center, LLC	Blue Iris Wind, LLC	Panther Forge Solar, LLC	100.00%
11/14/24	Bell Ridge Solar, LLC	ESI Energy, LLC	Blue Iris Wind Portfolio, LLC	100.00%
11/14/24	Bell Ridge Solar, LLC	Blue Iris Wind Portfolio, LLC	Blue Iris Wind Holdings, LLC	100.00%
11/14/24	Bell Ridge Solar, LLC	Blue Iris Wind Holdings, LLC	Blue Iris Wind, LLC	100.00%
11/14/24	Bell Ridge Solar, LLC	Blue Iris Wind, LLC	Panther Forge Solar, LLC	100.00%
11/18/24	Beecher Solar, LLC	ESI Energy, LLC	Beecher Solar Holdings, LLC	100.00%
12/02/24	Blythe Solar 110, LLC	Blythe Solar Holdings II, LLC	Blythe Solar Holdings, LLC	49.90%
12/02/24	Blythe Solar II, LLC	Blythe Solar Holdings II, LLC	Blythe Solar Holdings, LLC	49.90%
12/02/24	McCoy Solar Holdings, LLC	McCoy CA I, LLC	Solar Holdings SellCo, LLC	49.99%
12/02/24	McCoy Solar Holdings, LLC	Solar Holdings SellCo, LLC	ESI Energy, LLC	49.99%
12/02/24	McCoy Solar Holdings, LLC	ESI Energy, LLC	Blythe Portfolio, LLC	49.99%
12/02/24	McCoy Solar Holdings, LLC	Blythe Portfolio, LLC	Blythe Solar Funding, LLC	49.99%
12/02/24	McCoy Solar Holdings, LLC	Blythe Solar Funding, LLC	Blythe Solar Holdings, LLC	49.99%
12/09/24	Steele Flats Wind I, LLC	ESI Energy, LLC	Silver Skyline Funding, LLC	100.00%
12/09/24	Steele Flats Wind I, LLC	Silver Skyline Funding, LLC	Silver Skyline Holdings, LLC	100.00%
12/09/24	Oliver Wind IV, LLC	ESI Energy, LLC	Silver Skyline Funding, LLC	100.00%
12/09/24	Oliver Wind IV, LLC	Silver Skyline Funding, LLC	Silver Skyline Holdings, LLC	100.00%
12/10/2024	Autumn Shores, LLC	ESI Energy, LLC	Autumn Shores Funding, LLC	100.00%
12/10/24	Autumn Shores, LLC	Autumn Shores Funding, LLC	Autumn Shores Holdings, LLC	100.00%
12/10/24	Autumn Shores, LLC	Autumn Shores Holdings, LLC	Autumn Shores Class A Holdings, LLC	100.00%
12/10/24	Roadrunner Crossing Wind Farm, LLC	Roadrunner Las Casa Wind Holdings, LLC	ESI Energy, LLC	100.00%
12/10/24	Roadrunner Crossing Wind Farm, LLC	ESI Energy, LLC	Autumn Shores Funding, LLC	100.00%
12/10/24	Roadrunner Crossing Wind Farm, LLC	Autumn Shores Funding, LLC	Autumn Shores Holdings, LLC	100.00%
12/10/24	Roadrunner Crossing Wind Farm, LLC	Autumn Shores Holdings, LLC	Autumn Shores Class A Holdings, LLC	100.00%

Analysis of Diversification Activity
Changes in Corporate Structure

**FLORIDA POWER & LIGHT
COMPANY AND SUBSIDIARIES**

Docket No. 20250011-EI

MFR NO. C-31 Supplemental

Attachment No. 1 of 1

Page 107 of 468

12/10/24	Roadrunner Crossing Wind Farm, LLC	Autumns Shores Class A Holdings, LLLC	Autumn Shores, LLC	100.00%
12/10/24	Yellow Pine Solar II, LLC	ESI Energy, LLC	Autumn Shores Funding, LLC	100.00%
12/10/24	Yellow Pine Solar II, LLC	Autumn Shores Funding, LLC	Autumn Shores Holdings, LLC	100.00%
12/12/24	Yellow House Wind, LLC	ESI Energy, LLC	Yellow House Holdings, LLC	100.00%
12/13/24	Steele Flats Wind I, LLC	Silver Skyline Holdings, LLC	Silver Skyline Class A Holdings, LLC	100.00%
12/13/24	Steele Flats Wind I, LLC	Silver Skyline Class A Holdings, LLC	Silver Skyline, LLC	100.00%
12/13/24	Oliver Wind IV, LLC	Silver Skyline Holdings, LLC	Silver Skyline Class A Holdings, LLC	100.00%
12/13/24	Oliver Wind IV, LLC	Silver Skyline Class A Holdings, LLC	Silver Skyline, LLC	100.00%
12/16/24	Hart Wind Project, LLC	Hart Wind Holdings, LLC	ESI Energy, LLC	100.00%
12/16/24	Hart Wind Project, LLC	ESI Energy, LLC	Hudson Falls Funding, LLC	100.00%
12/16/24	Hart Wind Project, LLC	Hudson Falls Funding, LLC	Hudson Falls Holdings, LLC	100.00%
12/16/24	Hart Wind Project, LLC	Hudson Falls Holdings, LLC	Hudson Falls Bonus, LLC	100.00%
12/16/24	Hart Wind Project, LLC	Hudson Falls Bonus, LLC	Hudson Falls MACRS, LLC	100.00%
12/16/24	Hart Wind Project, LLC	Hudson Falls MACRS, LLC	Hudson Falls ADS, LLC	100.00%
12/16/24	Appleseed Solar, LLC	ESI Energy, LLC	Hudson Falls Funding, LLC	100.00%
12/16/24	Appleseed Solar, LLC	Hudson Falls Funding, LLC	Hudson Falls Holdings, LLC	100.00%
12/16/24	Appleseed Solar, LLC	Hudson Falls Holdings, LLC	Hudson Falls Bonus, LLC	100.00%
12/16/24	Appleseed Solar, LLC	Hudson Falls Bonus, LLC	Hudson Falls MACRS, LLC	100.00%
12/16/24	Appleseed Solar, LLC	Hudson Falls MACRS, LLC	Hudson Falls ADS, LLC	100.00%
12/16/24	Flat Fork Solar, LLC	ESI Energy, LLC	Hudson Falls Funding, LLC	100.00%
12/16/24	Flat Fork Solar, LLC	Hudson Falls Funding, LLC	Hudson Falls Holdings, LLC	100.00%
12/16/24	Flat Fork Solar, LLC	Hudson Falls Holdings, LLC	Hudson Falls Bonus, LLC	100.00%
12/16/24	Flat Fork Solar, LLC	Hudson Falls Bonus, LLC	Hudson Falls MACRS, LLC	100.00%
12/16/24	Flat Fork Solar, LLC	Hudson Falls MACRS, LLC	Hudson Falls ADS, LLC	100.00%
12/16/24	Roaring Springs Solar, LLC	ESI Energy, LLC	Hudson Falls Funding, LLC	100.00%
12/16/24	Roaring Springs Solar, LLC	Hudson Falls Funding, LLC	Hudson Falls Holdings, LLC	100.00%
12/16/24	Roaring Springs Solar, LLC	Hudson Falls Holdings, LLC	Hudson Falls Bonus, LLC	100.00%
12/16/24	Roaring Springs Solar, LLC	Hudson Falls Bonus, LLC	Hudson Falls MACRS, LLC	100.00%
12/16/24	Roaring Springs Solar, LLC	Hudson Falls MACRS, LLC	Hudson Falls ADS, LLC	100.00%
12/16/24	BT Hickerson Solar, LLC	Hickerson Solar Holdings, LLC	ESI Energy, LLC	100.00%
12/16/24	BT Hickerson Solar, LLC	ESI Energy, LLC	Winston Creek Funding, LLC	100.00%
12/16/24	BT Hickerson Solar, LLC	Winston Creek Funding, LLC	Winston Creek Holdings, LLC	100.00%
12/16/24	BT Hickerson Solar, LLC	Winston Creek Holdings, LLC	Winston Creek Bonus, LLC	100.00%
12/16/24	BT Hickerson Solar, LLC	Winston Creek Bonus, LLC	Winston Creek MACRS, LLC	100.00%
12/16/24	BT Hickerson Solar, LLC	Winston Creek MACRS	Winston Creek ADS, LLC	100.00%
12/16/24	Compadre Solar, LLC	ESI Energy, LLC	Winston Creek Funding, LLC	100.00%
12/16/24	Compadre Solar, LLC	Winston Creek Funding, LLC	Winston Creek Holdings, LLC	100.00%
12/16/24	Compadre Solar, LLC	Winston Creek Holdings, LLC	Winston Creek Bonus, LLC	100.00%
12/16/24	Compadre Solar, LLC	Winston Creek Bonus, LLC	Winston Creek MACRS, LLC	100.00%
12/16/24	Compadre Solar, LLC	Winston Creek MACRS, LLC	Winston Creek ADS, LLC	100.00%
12/16/24	Forgeview Solar, LLC	ESI Energy, LLC	Winston Creek Funding, LLC	100.00%
12/16/24	Forgeview Solar, LLC	Winston Creek Funding, LLC	Winston Creek Holdings, LLC	100.00%
12/16/24	Forgeview Solar, LLC	Winston Creek Holdings, LLC	Winston Creek Bonus, LLC	100.00%
12/16/24	Forgeview Solar, LLC	Winston Creek Bonus, LLC	Winston Creek MACRS, LLC	100.00%
12/16/24	Forgeview Solar, LLC	Winston Creek MACRS, LLC	Winston Creek ADS, LLC	100.00%
12/16/24	Forgeview Solar, LLC	ESI Energy, LLC	Winston Creek Funding, LLC	100.00%
12/16/24	Skeleton Creek Energy Center, LLC	Winston Creek Funding, LLC	Winston Creek Holdings, LLC	100.00%
12/16/24	Skeleton Creek Energy Center, LLC	Winston Creek Holdings, LLC	Winston Creek Bonus, LLC	100.00%
12/16/24	Skeleton Creek Energy Center, LLC	Winston Creek Bonus, LLC	Winston Creek MACRS, LLC	100.00%
12/16/24	Skeleton Creek Energy Center, LLC	Winston Creek MACRS, LLC	Winston Creek ADS, LLC	100.00%
12/16/24	Amite Solar, LLC	ESI Energy, LLC	Winston Creek Funding, LLC	100.00%

Analysis of Diversification Activity
Changes in Corporate Structure

**FLORIDA POWER & LIGHT
COMPANY AND SUBSIDIARIES
Docket No. 20250011-EI
MFR NO. C-31 Supplemental
Attachment No. 1 of 1**

Page 108 of 468

12/16/24	Amite Solar, LLC	Winston Creek Funding, LLC	Winston Creek Holdings, LLC	100.00%
12/16/24	Amite Solar, LLC	Winston Creek Holdings, LLC	Winston Creek Bonus, LLC	100.00%
12/16/24	Amite Solar, LLC	Winston Creek Bonus, LLC	Winston Creek MACRS, LLC	100.00%
12/16/24	Amite Solar, LLC	Winston Creek MACRS, LLC	Winston Creek ADS, LLC	100.00%
12/16/24	Wheatridge East Wind, LLC	Wheatridge Wind Holdings, LLC	ESI Energy, LLC	100.00%
12/16/24	Wheatridge East Wind, LLC	ESI Energy, LLC	Wheatridge Portfolio, LLC	100.00%
12/16/24	Wheatridge Portfolio, LLC	ESI Energy, LLC	Winters Edge Funding, LLC	100.00%
12/16/24	Wheatridge Portfolio, LLC	Winters Edge Funding, LLC	Winters Edge Holdings, LLC	100.00%
12/16/24	Ponderosa Wind II, LLC	Cutler Brothers Funding, LLC	ESI Energy, LLC	100.00%
12/16/24	Ponderosa Wind II, LLC	ESI Energy, LLC	Winters Edge Funding, LLC	100.00%
12/16/24	Ponderosa Wind II, LLC	Winters Edge Funding, LLC	Winters Edge Holdings, LLC	100.00%
12/16/24	Ponderosa Wind II, LLC	Winters Edge Holdings, LLC	Winters Edge Class A Holdings, LLC	100.00%
12/16/24	Ponderosa Wind II, LLC	Winters Edge Class A Holdings, LLC	Winters Edge, LLC	100.00%
12/16/24	NextEra Energy Qualified Opportunity Zone Business III, LLC	ESI Energy, LLC	Autumn Shores Funding, LLC	100.00%
12/16/24	NextEra Energy Qualified Opportunity Zone Business III, LLC	Autumn Shores Funding, LLC	Autum Shores Holdings, LLC	100.00%
12/16/24	NextEra Energy Qualified Opportunity Zone Business III, LLC	Autumn Shores Holdings, LLC	Autumn Shores Class A Holdings, LLC	100.00%
12/16/24	NextEra Energy Qualified Opportunity Zone Business III, LLC	Autumn Shores Class A Holdings, LLC	Autumn Shores, LLC	100.00%
12/20/24	Green River Solar, LLC	ESI Energy, LLC	Winston Creek Funding, LLC	100.00%
12/20/24	Green River Solar, LLC	Winston Creek Funding, LLC	Winston Creek Holdings, LLC	100.00%
12/20/24	Green River Solar, LLC	Winston Creek Holdings, LLC	Winston Creek Bonus, LLC	100.00%
12/20/24	Green River Solar, LLC	Winston Creek Bonus, LLC	Winston Creek MACRS, LLC	100.00%
12/20/24	Sebree Solar, LLC	ESI Energy, LLC	Hudson Falls Funding, LLC	100.00%
12/20/24	Sebree Solar, LLC	Hudson Falls Funding, LLC	Hudson Falls Holdings, LLC	100.00%
12/20/24	Sebree Solar, LLC	Hudson Falls Holdings, LLC	Hudson Falls Bonus, LLC	100.00%
12/20/24	Sebree Solar, LLC	Hudson Falls Bonus, LLC	Hudson Falls MACRS, LLC	100.00%
12/20/24	Sebree Solar, LLC	Hudson Falls MACRS, LLC	Hudson Falls ADS, LLC	100.00%

ENTITIES SOLD

DARE	ENTITY	BUYER	SELLER	INTERESTS
01/19/24	Sunlight Renewables II, LLC	FNBC Leasing Corporation	Sunlight Renewables Class A Holdings II, LLC	100% Class B
02/05/24	RiskSmith Insurance Services	Amwins Holding Company LLC, Amwins Group, Inc.	Palms RS Investments, LLC (30%)	100.00%
03/18/24	Cavalry Energy Center, LLC	Northern Indiana Public Service Company LLC	Cavalry Energy Center Holdings, LLC	100.00%
09/12/24	DG Revolution, LLC	SRE Solar Origination 3, LLC	DG Virginia CS, LLC	100.00%
09/27/24	Dunns Bridge Energy Storage, LLC	Northern Indiana Public Service Company LLC	Dunns Bridge Holdings II, LLC	100.00%
09/30/24	Poseidon SW Holdings, LLC	H20 Innovation Waterhub, Inc.	DG 1, LLC	100%
09/30/24	Sustainable Water Holdings LLC	H20 Innovation Waterhub, Inc.	DG 1, LLC	100%
09/30/24	Aquei Technologies LLC	H20 Innovation Waterhub, Inc.	DG 1, LLC	100%
09/30/24	Aquei Operating Company, LLC	H20 Innovation Waterhub, Inc.	DG 1, LLC	100%
09/30/24	Aquei Development WRF FM Drive LLC	H20 Innovation Waterhub, Inc.	DG 1, LLC	100%
09/30/24	Sustainable Water Consultants LLC	H20 Innovation Waterhub, Inc.	DG 1, LLC	100%
09/30/24	Piedmont Waterhub, LLC	H20 Innovation Waterhub, Inc.	DG 1, LLC	100%
09/30/24	DG Texas Waterhub, LLC	H20 Innovation Waterhub, Inc.	DG 1, LLC	100%
09/30/24	DG Texas Waterhub II, LLC	H20 Innovation Waterhub, Inc.	DG 1, LLC	100%
09/30/24	DG North Carolina Waterhub, LLC	H20 Innovation Waterhub, Inc.	DG 1, LLC	100%
09/30/24	DG Virginia Waterhub II, LLC	H20 Innovation Waterhub, Inc.	DG 1, LLC	100%
09/30/24	WOF NE Virginia Waterhub Project LLC	H20 Innovation Waterhub, Inc.	DG 1, LLC	100%

JPM Capital Corporation	100.00% Class B
Madison Energy Holdings, LLC	100%
Capital One, N.A.	100.00% Class B
Wells Fargo Bank, N.A.	100.00% Class B
BNY Partnership Funding, LLC	100.00% Class B
BAL Investment & Advisory, LLC	100.00% Class B

DATE	ENTITY	STATE	MERGED WITH AND INTO
------	--------	-------	----------------------

Analysis of Diversification Activity
Changes in Corporate Structure

04/01/24 Java Solar, LLC
12/31/24 Usource, Inc.

Delaware

Delaware

**FLORIDA POWER & LIGHT
COMPANY AND SUBSIDIARIES**
Docket No. 20250011-EI
MFR NO. C-31 Supplemental
Attachment No. 1 of 1
Page 110 of 468
DG West 2023, LLC

Retail Consulting Project Co. 2, LLC

**Florida Power & Light Company
Corporate Structure
As of December 31, 2024**

NextEra Energy, Inc.

- 700 Universe III, LLC (100%; Sole Member)
- 700 Universe, LLC (100%; Shareholder)
- EFH Merger Co., LLC (100%; Sole Member)
- FPL Historical Museum, Inc. (100%; Member)
- Florida Power & Light Company (100%; Shareholder)
 - ALDH Realty Holdings, LLC (100%; Sole Member)
 - APOG, LLC (25%; Member)
 - Cedar Bay Generating Company, LLC (100%; Sole Member)
 - FPL Energy Services, Inc. (100%; Shareholder)
 - FPL Read-IPower, LLC (100%; Sole Member)
 - FPL Smart Services, LLC (100%; Sole Member)
 - FPL Enersys, Inc. (100%; Shareholder)
 - FPL Services, LLC (100%; Sole Member)
 - FPL Geo, LLC (100%; Sole Member)
 - FPL Project Management, LLC (100%; Sole Member)
 - FPL Recovery Funding LLC (100%; Sole Member)
 - Gulf Power Economic Development Fund, Inc. (100%; Member)
 - KPB Financial Corp. (100%; Shareholder)
 - Palm Power LLC (100%; Sole Member)
 - Indiantown Cogeneration, L.P. (40.05%; General Partner)
 - Indiantown Cogeneration Funding Corporation (100%; Shareholder)
 - Indiantown Project Investment Partnership, L.P. (24.81%; General Partner)
 - Indiantown Cogeneration, L.P. (19.95%; General Partner)
 - Indiantown Cogeneration Funding Corporation (100%; Shareholder)
 - Thaleia, LLC (100%; Sole Member)
 - Indiantown Cogeneration, L.P. (40%; Limited Partner)
 - Indiantown Cogeneration Funding Corporation (100%; Shareholder)
 - Indiantown Project Investment Partnership, L.P. (75.19%; Limited Partner)
 - Indiantown Cogeneration, L.P. (19.95%; General Partner)
 - Indiantown Cogeneration Funding Corporation (100%; Shareholder)
- Parcel 5A Property Owners Association, Inc. (100%; Member)
- Private Fuel Storage L.L.C. (12.5%; Member)
- NEE Acquisition Sub I, LLC (100%; Sole Member)
- NextEra Energy Capital Holdings, Inc. (100%; Shareholder)
 - Alandco Inc. (100%; Shareholder)
 - Data Center Logistics, LLC (100%; Sole Member)
 - EMB Investments, Inc. (100%; Shareholder)
 - FN Investments, LLC (100%; Sole Member)
 - FPL Investments, LLC (100%; Sole Member)
- NextCity Networks Holdings, LLC (100%; Sole Member)
 - NextCity Networks Alabama, LLC (100%; Sole Member)
 - NextCity Networks Arizona, LLC (100%; Sole Member)
 - NextCity Networks Arkansas, LLC (100%; Sole Member)
 - NextCity Networks Colorado, LLC (100%; Sole Member)
 - NextCity Networks Georgia, LLC (100%; Sole Member)
 - NextCity Networks Idaho, LLC (100%; Sole Member)
 - NextCity Networks Illinois, LLC (100%; Sole Member)
 - NextCity Networks Iowa, LLC (100%; Sole Member)
 - NextCity Networks Kansas, LLC (100%; Sole Member)
 - NextCity Networks Maryland, LLC (100%; Sole Member)
 - NextCity Networks Michigan, LLC (100%; Sole Member)
 - NextCity Networks Minnesota, LLC (100%; Sole Member)
 - NextCity Networks Missouri, LLC (100%; Sole Member)
 - NextCity Networks Nebraska, LLC (100%; Sole Member)
 - NextCity Networks Ohio, LLC (100%; Sole Member)
 - NextCity Networks Oklahoma, LLC (100%; Sole Member)

NextCity Networks Oregon, LLC (100%; Sole Member)
 NextCity Networks Pennsylvania, LLC (100%; Sole Member)
 NextCity Networks South Carolina, LLC (100%; Sole Member)
 NextCity Networks Telecom, LLC (100%; Sole Member)
 NextCity Networks Texas, LLC (100%; Sole Member)
 NextCity Networks Utah, LLC (100%; Sole Member)
 NextCity Networks Virginia, LLC (100%; Sole Member)
 NextCity Networks Washington, LLC (100%; Sole Member)
 NextCity Networks West Virginia, LLC (100%; Sole Member)
 NextCity Networks Wisconsin, LLC (100%; Sole Member)
 NextCity Networks, LLC (100%; Sole Member)
 NextEra Energy Equipment Leasing, LLC (100%; Sole Member)
 NextEra Energy Resources, LLC (100%; Sole Member)
 BAC Investment Corp. (100%; Shareholder)
 Common Unit Holdings, LLC (100%; Sole Member)
 NextEra Energy Partners, LP (1.216%; Limited Partner)
 NextEra Energy Operating Partners GP, LLC (100%; Sole Member)
 NextEra Energy Operating Partners, LP (100%; General Partner)
 NextEra Energy US Partners Holdings, LLC (100%; Sole Member)
 Dissolution Solutions (NEP), LLC (100%; Sole Member)
 Genesis Purchaser Holdings, LLC (100%; Sole Member)
 Genesis Purchaser, LLC (100%; Sole Member)
 Genesis Solar Funding Holdings, LLC (100%; Sole Member)
 Genesis Solar Funding, LLC (100%; Sole Member)
 Genesis Solar Holdings, LLC (100%; Class A Tax Equity Member)
 Elk City Wind, LLC (100%; Sole Member)
 Genesis Solar, LLC (100%; Sole Member)
 NextEra Desert Center Blythe, LLC (50%; Member)
 Golden Plains Class A Holdings, LLC (100%; Sole Member)
 Golden Plains, LLC (100%; Class A Member)
 Baldwin Wind Energy, LLC (100%; Sole Member)
 Northern Colorado Wind Energy Center II, LLC (100%; Sole Member)
 Northern Colorado Interconnect, LLC (12.9%; Member)
 Northern Colorado Wind Energy Center, LLC (100%; Sole Member)
 Northern Colorado Interconnect, LLC (87.1%; Managing Member)
 Wilmot Energy Center, LLC (100%; Sole Member)
 Pine Brooke Class A Holdings, LLC (40%; Member)
 Pine Brooke, LLC (100%; Class A Tax Equity Member)
 Blue Summit III Wind, LLC (100%; Sole Member)
 Blue Summit Interconnection, LLC (25%; Member)
 Harmony Florida Solar, LLC (100%; Sole Member)
 Ponderosa Wind, LLC (100%; Sole Member)
 Saint Solar, LLC (100%; Sole Member)
 Sanford Airport Solar, LLC (100%; Sole Member)
 Soldier Creek Wind, LLC (100%; Sole Member)
 Taylor Creek Solar, LLC (100%; Sole Member)
 NextEra Energy Partners Acquisitions, LLC (100%; Sole Member)
 Baldwin Wind, LLC (100%; Sole Member)
 Bayhawk Wind Portfolio, LLC (100%; Sole Member)
 Bayhawk Wind Holdings, LLC (100%; Sole Member)
 Bayhawk Wind, LLC (100%; Class A Member)
 Cedar Bluff Wind, LLC (100%; Sole Member)
 Golden Hills Wind, LLC (100%; Sole Member)
 Golden Hills Interconnection, LLC (67.6%; Managing Member)
 Breckinridge Wind, LLC (100%; Sole Member)
 Carousel Wind, LLC (100%; Sole Member)
 Cedar Bluff Wind Energy, LLC (100%; Sole Member)

Coram Portfolio II, LLC (100%; Sole Member)
 Tusk Wind Holdings V, LLC (100%; Sole Member)
 RET Coram Tehachapi Wind GP, LLC (100%; Sole Member)
 Coram California Development, L.P. (0.01%; General Partner)
 RET Tehachapi Wind Development, LLC (100%; Sole Member)
 Coram California Development, L.P. (99.99%; Limited Partner)
 Coram Portfolio, LLC (100%; Sole Member)
 Tusk Wind Holdings IV, LLC (100%; Sole Member)
 Coram Energy LLC (100%; Sole Member)
 Coram Tehachapi, LLC (100%; Sole Member)
 HW CA Holdings, LLC (100%; Member)
 High Winds, LLC (100%; Sole Member)
 Javelina Wind Funding, LLC (100%; Sole Member)
 Javelina Wind Energy Holdings, LLC (100%; Sole Member)
 Javelina Wind Energy, LLC (100%; Sole Member)
 Javelina Interconnection, LLC (55%; Managing Member)
 Kingman Wind I, LLC (100%; Sole Member)
 Kingman Wind II, LLC (100%; Sole Member)
 Mammoth Plains Wind Project Holdings, LLC (100%; Sole Member)
 Mammoth Plains Wind Project, LLC (100%; Class B Member)
 Mammoth Plains Wind Project, LLC (100%; Class A Member)
 Mammoth Plains Wind, LLC (100%; Sole Member)
 Meadowlark Wind, LLC (100%; Sole Member)
 NEP Ninnescah Thermal Storage, LLC (100%; Sole Member)
 NEP Nitro Renewables Holdings, LLC (100%; Sole Member)
 NEP Renewables Holdings II, LLC (100%; Sole Member)
 NEP Renewables II, LLC (100%; Managing Member)
 Ashtabula Wind II, LLC (100%; Sole Member)
 Ashtabula Wind III, LLC (100%; Sole Member)
 FPL Energy Vansycle L.L.C. (100%; Sole Member)
 Garden Wind, LLC (100%; Sole Member)
 Perrin Ranch Wind, LLC (100%; Sole Member)
 Rosmar Portfolio, LLC (100%; Sole Member)
 Rosmar Holdings, LLC (100%; Member)
 Marshall Solar, LLC (100%; Sole Member)
 Roswell Solar, LLC (100%; Sole Member)
 Roswell Solar Holdings, LLC (100%; Sole Member)
 SSSS Holdings, LLC (100%; Sole Member)
 Silver State South Solar, LLC (49.99%; Managing Member)
 Silver State Solar Power South, LLC (100%; Sole Member)
 Tuscola Bay Wind, LLC (100%; Sole Member)
 White Oak Energy Holdings, LLC (100%; Sole Member)
 White Oak Energy LLC (100%; Sole Member)
 NEP Renewables Holdings III, LLC (100%; Sole Member)
 NEP Renewables III, LLC (50%; Class B Member)
 Star Moon Holdings, LLC (100%; Class A Member)
 Moonlight Bay Class A Holdings, LLC (100%; Sole Member)
 Moonlight Bay Renewables, LLC (100%; Class A Member)
 Dodge Flat Solar, LLC (100%; Sole Member)
 Elora Solar, LLC (100%; Sole Member)
 Fish Springs Ranch Solar, LLC (100%; Sole Member)
 Little Blue Wind Project, LLC (100%; Sole Member)
 Minco Wind Energy III, LLC (100%; Sole Member)
 Minco IV & V Interconnection, LLC (27.04%; Managing Member)
 White Mesa Wind, LLC (100%; Sole Member)
 Stargrass Class A Holdings, LLC (100%; Sole Member)
 Stargrass, LLC (100%; Class A Member)

Borderlands Wind, LLC (100%; Sole Member)
Borderlands Wind Holdings, LLC (100%; Sole Member)
Cool Springs Solar, LLC (100%; Sole Member)
Ensign Wind Energy, LLC (100%; Sole Member)
Hubbard Wind, LLC (100%; Sole Member)
Irish Creek Wind, LLC (100%; Sole Member)
Quinebaug Solar, LLC (100%; Sole Member)
Quitman II Solar, LLC (100%; Sole Member)
NEP Renewables III, LLC (100%; Class A Member)
Star Moon Holdings, LLC (100%; Class A Member)
Moonlight Bay Class A Holdings, LLC (100%; Sole Member)
Moonlight Bay Renewables, LLC (100%; Class A Member)
Dodge Flat Solar, LLC (100%; Sole Member)
Elora Solar, LLC (100%; Sole Member)
Fish Springs Ranch Solar, LLC (100%; Sole Member)
Little Blue Wind Project, LLC (100%; Sole Member)
Minco Wind Energy III, LLC (100%; Sole Member)
Minco IV & V Interconnection, LLC (27.04%; Managing Member)
White Mesa Wind, LLC (100%; Sole Member)
Stargrass Class A Holdings, LLC (100%; Sole Member)
Stargrass, LLC (100%; Class A Member)
Borderlands Wind, LLC (100%; Sole Member)
Borderlands Wind Holdings, LLC (100%; Sole Member)
Cool Springs Solar, LLC (100%; Sole Member)
Ensign Wind Energy, LLC (100%; Sole Member)
Hubbard Wind, LLC (100%; Sole Member)
Irish Creek Wind, LLC (100%; Sole Member)
Quinebaug Solar, LLC (100%; Sole Member)
Quitman II Solar, LLC (100%; Sole Member)
NEP Renewables Holdings IV, LLC (100%; Sole Member)
NEP Renewables IV, LLC (100%; Class A Member)
Alta Wind Portfolio, LLC (100%; Sole Member)
Tusk Wind Holdings, LLC (100%; Sole Member)
Alta Wind VIII, LLC (100%; Sole Member)
Dogwood Wind Holdings, LLC (100%; Sole Member)
Dogwood Wind, LLC (100%; Class A Tax Equity Member)
Oliver Wind III, LLC (100%; Sole Member)
Osborn Wind Energy, LLC (100%; Sole Member)
Elk City Sholes Holdings, LLC (100%; Sole Member)
Elk City II Wind Funding, LLC (100%; Sole Member)
Southwest Wind, LLC (100%; Class A Tax Equity Member)
Elk City Renewables II, LLC (100%; Sole Member)
Sholes Wind Funding, LLC (100%; Sole Member)
Sholes Wind Class A Holdings, LLC (100%; Sole Member)
Sholes Wind, LLC (100%; Class A Member)
Emerald Breeze Holdings, LLC (100%; Class A Member)
Emerald Breeze Class A Holdings, LLC (100%; Sole Member)
Emerald Breeze, LLC (100%; Class A Member)
Appaloosa Run Wind, LLC (100%; Sole Member)
Eight Point Wind, LLC (100%; Sole Member)
Great Prairie Wind, LLC (100%; Sole Member)
Yellow Pine Solar, LLC (100%; Sole Member)
Yellow Pine Solar Interconnect, LLC (50%; Managing Member)
Golden West Wind Holdings, LLC (100%; Sole Member)
Golden West Power Partners, LLC (100%; Class A Tax Equity Member)
Nokota Wind Holdings, LLC (100%; Sole Member)
Nokota Wind, LLC (100%; Class A Tax Equity Member)

Brady Wind II, LLC (100%; Sole Member)
Brady Interconnection, LLC (50%; Member)
Brady Wind, LLC (100%; Sole Member)
Brady Interconnection, LLC (50%; Managing Member)
Sac County Wind Holdings, LLC (100%; Sole Member)
Sac County Wind Class A Holdings, LLC (100%; Class A Member)
Sac County Wind, LLC (100%; Class A Member)
NEP Renewables IV, LLC (31.2%; Class B Member)
Alta Wind Portfolio, LLC (100%; Sole Member)
Tusk Wind Holdings, LLC (100%; Sole Member)
Alta Wind VIII, LLC (100%; Sole Member)
Dogwood Wind Holdings, LLC (100%; Sole Member)
Dogwood Wind, LLC (100%; Class A Tax Equity Member)
Oliver Wind III, LLC (100%; Sole Member)
Osborn Wind Energy, LLC (100%; Sole Member)
Elk City Sholes Holdings, LLC (100%; Sole Member)
Elk City II Wind Funding, LLC (100%; Sole Member)
Southwest Wind, LLC (100%; Class A Tax Equity Member)
Elk City Renewables II, LLC (100%; Sole Member)
Sholes Wind Funding, LLC (100%; Sole Member)
Sholes Wind Class A Holdings, LLC (100%; Sole Member)
Sholes Wind, LLC (100%; Class A Member)
Emerald Breeze Holdings, LLC (100%; Class A Member)
Emerald Breeze Class A Holdings, LLC (100%; Sole Member)
Emerald Breeze, LLC (100%; Class A Member)
Appaloosa Run Wind, LLC (100%; Sole Member)
Eight Point Wind, LLC (100%; Sole Member)
Great Prairie Wind, LLC (100%; Sole Member)
Yellow Pine Solar, LLC (100%; Sole Member)
Yellow Pine Solar Interconnect, LLC (50%; Managing Member)
Golden West Wind Holdings, LLC (100%; Sole Member)
Golden West Power Partners, LLC (100%; Class A Tax Equity Member)
Nokota Wind Holdings, LLC (100%; Sole Member)
Nokota Wind, LLC (100%; Class A Tax Equity Member)
Brady Wind II, LLC (100%; Sole Member)
Brady Interconnection, LLC (50%; Member)
Brady Wind, LLC (100%; Sole Member)
Brady Interconnection, LLC (50%; Managing Member)
Sac County Wind Holdings, LLC (100%; Sole Member)
Sac County Wind Class A Holdings, LLC (100%; Class A Member)
Sac County Wind, LLC (100%; Class A Member)
NEP Renewables Holdings, LLC (100%; Sole Member)
NEP Renewables, LLC (100%; Sole Member)
Breckinridge Wind Class A Holdings, LLC (100%; Sole Member)
Breckinridge Wind Project, LLC (100%; Class A Tax Equity Member)
Carousel Wind Holdings, LLC (100%; Sole Member)
Carousel Wind Farm, LLC (100%; Class A Tax Equity Member)
Monarch Wind Holdings, LLC (100%; Sole Member)
Monarch Wind, LLC (100%; Class A Tax Equity Member)
Javelina Wind Holdings II, LLC (100%; Sole Member)
Javelina Wind Energy II, LLC (100%; Sole Member)
Javelina Interconnection, LLC (45%; Member)
Rush Springs Wind Energy, LLC (100%; Sole Member)
Mountain View Solar Holdings, LLC (100%; Sole Member)
Mountain View Solar, LLC (100%; Sole Member)
Pacific Plains Wind Class A Holdings, LLC (100%; Sole Member)
Pacific Plains Wind, LLC (100%; Class A Tax Equity Member)

Cottonwood Wind Project Holdings, LLC (100%; Sole Member)
 Cottonwood Wind Project, LLC (100%; Sole Member)
 Golden Hills North Wind, LLC (100%; Sole Member)
 Golden Hills Interconnection, LLC (32.4%; Member)
 NextEra Energy Bluff Point, LLC (100%; Sole Member)
 NextEra Desert Sunlight Holdings, LLC (99.8%; Member)
 Desert Sunlight Investment Holdings, LLC (50%; Managing Member)
 Desert Sunlight Holdings, LLC (100%; Sole Member)
 Desert Sunlight 250, LLC (100%; Sole Member)
 Desert Sunlight 300, LLC (100%; Sole Member)
 Ninnescah Wind Renewables, LLC (100%; Sole Member)
 Nutmeg Solar Holdings, LLC (33.3%; Member)
 Nutmeg Solar, LLC (100%; Sole Member)
 Palo Duro Wind, LLC (100%; Sole Member)
 Palomino Wind Holdings, LLC (100%; Sole Member)
 Palomino Wind, LLC (100%; Class A Tax Equity Member)
 Kingman Wind Energy I, LLC (100%; Sole Member)
 Kingman Wind Energy II, LLC (100%; Sole Member)
 Prairie View Wind Holdings, LLC (100%; Sole Member)
 Ninnescah Wind Energy LLC (100%; Sole Member)
 Seiling Wind Energy II, LLC (100%; Sole Member)
 Seiling Wind Investments, LLC (100%; Sole Member)
 Seiling Wind Holdings, LLC (100%; Sole Member)
 Seiling Wind Portfolio, LLC (100%; Class A Tax Equity Member)
 Seiling Wind II, LLC (100%; Sole Member)
 Seiling Wind Interconnection Services, LLC (33%; Member)
 Seiling Wind, LLC (100%; Sole Member)
 Seiling Wind Interconnection Services, LLC (67%; Managing Member)
 Shaw Creek Solar Holdings, LLC (33.3%; Member)
 Shaw Creek Solar, LLC (100%; Sole Member)
 Solar Holdings Portfolio 12, LLC (100%; Class C Member)
 DG Portfolio 2019 Funding, LLC (100%; Sole Member)
 DG Portfolio 2019 Holdings, LLC (100%; Sole Member)
 DG Portfolio 2019, LLC (100%; Sole Member)
 DG Amaze, LLC (100%; Sole Member)
 DG California Solar, LLC (100%; Sole Member)
 DG Colorado Solar, LLC (100%; Sole Member)
 DG LF Solar, LLC (100%; Sole Member)
 DG Minnesota CSG 1, LLC (100%; Sole Member)
 DG Minnesota CSG, LLC (100%; Sole Member)
 DG New Jersey Solar, LLC (100%; Sole Member)
 DG New York Solar, LLC (100%; Sole Member)
 DG Northeast Solar, LLC (100%; Sole Member)
 DG SUNY Solar 1, LLC (100%; Sole Member)
 DG Southwest Solar Portfolio 2019, LLC (100%; Sole Member)
 HL Solar LLC (100%; Sole Member)
 DG Waipio, LLC (100%; Sole Member)
 Pacific Energy Solutions LLC (100%; Sole Member)
 W2 Solar Holdings, LLC (100%; Sole Member)
 Sierra Solar Funding, LLC (100%; Sole Member)
 Sierra Solar Holdings, LLC (100%; Sole Member)
 Westside Solar, LLC (100%; Sole Member)
 Whitney Point Solar, LLC (100%; Sole Member)
 Southwest Solar Holdings, LLC (100%; Sole Member)
 Hatch Solar Energy Center I LLC (100%; Sole Member)
 Sunlight Renewables Holdings, LLC (100%; Class A Member)
 Sunlight Renewables Class A Holdings, LLC (100%; Sole Member)

Sunlight Renewables, LLC (100%; Class A Member)
 Sunlight Storage, LLC (100%; Sole Member)
 VMCLR Holdings, LLC (100%; Sole Member)
 Indigo Plains Solar Class B Holdings, LLC (100%; Sole Member)
 Indigo Plains Solar, LLC (100%; Class B Tax Equity Member)
 Chaves County Solar, LLC (100%; Sole Member)
 Chaves County Solar Holdings, LLC (100%; Sole Member)
 Live Oak Solar, LLC (100%; Sole Member)
 River Bend Solar, LLC (100%; Sole Member)
 Indigo Plains Solar Funding, LLC (100%; Sole Member)
 Indigo Plains Solar Holdings, LLC (100%; Sole Member)
 Indigo Plains Solar, LLC (100%; Class A Tax Equity Member)
 Chaves County Solar, LLC (100%; Sole Member)
 Chaves County Solar Holdings, LLC (100%; Sole Member)
 Live Oak Solar, LLC (100%; Sole Member)
 River Bend Solar, LLC (100%; Sole Member)
 Whiptail-Montezuma Funding, LLC (100%; Sole Member)
 Whiptail-Montezuma Holdings, LLC (100%; Sole Member)
 Montezuma Wind Holdings II, LLC (100%; Sole Member)
 NextEra Energy Montezuma II Wind, LLC (100%; Sole Member)
 Southwest Wind Class A Holdings, LLC (100%; Class A Member)
 Whiptail Wind, LLC (100%; Class A Tax Equity Member)
 Casa Mesa Wind, LLC (100%; Sole Member)
 Casa Mesa Wind Investments, LLC (100%; Sole Member)
 Langdon Renewables, LLC (100%; Sole Member)
 New Mexico Wind, LLC (100%; Sole Member)
 Pacific Power Investments, LLC (100%; Sole Member)
 Southwest Wind Class A Holdings, LLC (100%; Class B Member)
 Whiptail Wind, LLC (100%; Class A Tax Equity Member)
 Casa Mesa Wind, LLC (100%; Sole Member)
 Casa Mesa Wind Investments, LLC (100%; Sole Member)
 Langdon Renewables, LLC (100%; Sole Member)
 New Mexico Wind, LLC (100%; Sole Member)
 Pacific Power Investments, LLC (100%; Sole Member)
 Windstar Portfolio, LLC (100%; Sole Member)
 Tusk Wind Holdings II, LLC (100%; Sole Member)
 Windstar Energy, LLC (100%; Sole Member)
 NextEra Energy Partners Constructors, LLC (100%; Sole Member)
 NextEra Energy Partners Solar Acquisitions, LLC (100%; Sole Member)
 Adelanto CA II, LLC (100%; Sole Member)
 Adelanto Solar Funding, LLC (50.01%; Member)
 Adelanto Solar Holdings, LLC (100%; Sole Member)
 Adelanto Solar II, LLC (100%; Sole Member)
 Adelanto Solar, LLC (100%; Sole Member)
 McCoy CA II, LLC (100%; Sole Member)
 McCoy Solar Holdings, LLC (50.01%; Member)
 McCoy Solar Funding, LLC (100%; Sole Member)
 McCoy Solar, LLC (100%; Sole Member)
 NextEra Desert Center Blythe, LLC (50%; Member)
 NextEra Energy Partners Ventures, LLC (100%; Sole Member)
 NET Holdings Management, LLC (100%; Sole Member)
 NextEra Energy Partners Pipelines Holdings, LLC (100%; Sole Member)
 NextEra Energy Partners Pipelines, LLC (100%; Class A Member)
 Meade Pipeline Investment Holdings, LLC (100%; Sole Member)
 Meade Pipeline Investment, LLC (100%; Sole Member)
 Meade Pipeline Co LLC (75%; Managing Member)
 Redwood Meade Pipeline, LLC (100%; Sole Member)

Redwood Midstream, LLC (90%; Managing Member)
 Redwood Meade Midstream MPC, LLC (100%; Sole Member)
 Meade Pipeline Co LLC (15%; Member)
 River Road Interests LLC (100%; Sole Member)
 Meade Pipeline Co LLC (10%; Member)
 Redwood Midstream, LLC (10%; Member)
 Redwood Meade Midstream MPC, LLC (100%; Sole Member)
 Meade Pipeline Co LLC (15%; Member)
 River Road Interests LLC (100%; Sole Member)
 Meade Pipeline Co LLC (10%; Member)
 South Texas Midstream Holdings, LLC (100%; Sole Member)
 South Texas Midstream, LLC (100%; Class A Member)
 South Texas Midstream, LLC (100%; Class B Member)
 Northern Colorado Wind Energy, LLC (100%; Sole Member)
 Palo Duro Wind Portfolio, LLC (100%; Sole Member)
 Palo Duro Wind Project Holdings, LLC (100%; Sole Member)
 Palo Duro Wind Energy, LLC (100%; Sole Member)
 Palo Duro Wind Interconnection Services, LLC (88%; Managing Member)
 Shafter Solar Portfolio, LLC (100%; Sole Member)
 Shafter Solar Holdings, LLC (100%; Sole Member)
 Shafter Solar, LLC (100%; Sole Member)
 Tusk Wind Holdings III, LLC (100%; Sole Member)
 Granite Reliable Power, LLC (100%; Sole Member)
 NextEra Energy Operating Partners, LP (48.636%; Limited Partner)
 NextEra Energy US Partners Holdings, LLC (100%; Sole Member)
 Dissolution Solutions (NEP), LLC (100%; Sole Member)
 Genesis Purchaser Holdings, LLC (100%; Sole Member)
 Genesis Purchaser, LLC (100%; Sole Member)
 Genesis Solar Funding Holdings, LLC (100%; Sole Member)
 Genesis Solar Funding, LLC (100%; Sole Member)
 Genesis Solar Holdings, LLC (100%; Class A Tax Equity Member)
 Elk City Wind, LLC (100%; Sole Member)
 Genesis Solar, LLC (100%; Sole Member)
 NextEra Desert Center Blythe, LLC (50%; Member)
 Golden Plains Class A Holdings, LLC (100%; Sole Member)
 Golden Plains, LLC (100%; Class A Member)
 Baldwin Wind Energy, LLC (100%; Sole Member)
 Northern Colorado Wind Energy Center II, LLC (100%; Sole Member)
 Northern Colorado Interconnect, LLC (12.9%; Member)
 Northern Colorado Wind Energy Center, LLC (100%; Sole Member)
 Northern Colorado Interconnect, LLC (87.1%; Managing Member)
 Wilmot Energy Center, LLC (100%; Sole Member)
 Pine Brooke Class A Holdings, LLC (40%; Member)
 Pine Brooke, LLC (100%; Class A Tax Equity Member)
 Blue Summit III Wind, LLC (100%; Sole Member)
 Blue Summit Interconnection, LLC (25%; Member)
 Harmony Florida Solar, LLC (100%; Sole Member)
 Ponderosa Wind, LLC (100%; Sole Member)
 Saint Solar, LLC (100%; Sole Member)
 Sanford Airport Solar, LLC (100%; Sole Member)
 Soldier Creek Wind, LLC (100%; Sole Member)
 Taylor Creek Solar, LLC (100%; Sole Member)
 NextEra Energy Partners Acquisitions, LLC (100%; Sole Member)
 Baldwin Wind, LLC (100%; Sole Member)
 Bayhawk Wind Portfolio, LLC (100%; Sole Member)
 Bayhawk Wind Holdings, LLC (100%; Sole Member)
 Bayhawk Wind, LLC (100%; Class A Member)

Cedar Bluff Wind, LLC (100%; Sole Member)
Golden Hills Wind, LLC (100%; Sole Member)
Golden Hills Interconnection, LLC (67.6%; Managing Member)
Breckinridge Wind, LLC (100%; Sole Member)
Carousel Wind, LLC (100%; Sole Member)
Cedar Bluff Wind Energy, LLC (100%; Sole Member)
Coram Portfolio II, LLC (100%; Sole Member)
Tusk Wind Holdings V, LLC (100%; Sole Member)
RET Coram Tehachapi Wind GP, LLC (100%; Sole Member)
Coram California Development, L.P. (0.01%; General Partner)
RET Tehachapi Wind Development, LLC (100%; Sole Member)
Coram California Development, L.P. (99.99%; Limited Partner)
Coram Portfolio, LLC (100%; Sole Member)
Tusk Wind Holdings IV, LLC (100%; Sole Member)
Coram Energy LLC (100%; Sole Member)
Coram Tehachapi, LLC (100%; Sole Member)
HW CA Holdings, LLC (100%; Member)
High Winds, LLC (100%; Sole Member)
Javelina Wind Funding, LLC (100%; Sole Member)
Javelina Wind Energy Holdings, LLC (100%; Sole Member)
Javelina Wind Energy, LLC (100%; Sole Member)
Javelina Interconnection, LLC (55%; Managing Member)
Kingman Wind I, LLC (100%; Sole Member)
Kingman Wind II, LLC (100%; Sole Member)
Mammoth Plains Wind Project Holdings, LLC (100%; Sole Member)
Mammoth Plains Wind Project, LLC (100%; Class B Member)
Mammoth Plains Wind Project, LLC (100%; Class A Member)
Mammoth Plains Wind, LLC (100%; Sole Member)
Meadowlark Wind, LLC (100%; Sole Member)
NEP Ninnescah Thermal Storage, LLC (100%; Sole Member)
NEP Nitro Renewables Holdings, LLC (100%; Sole Member)
NEP Renewables Holdings II, LLC (100%; Sole Member)
NEP Renewables II, LLC (100%; Managing Member)
Ashtabula Wind II, LLC (100%; Sole Member)
Ashtabula Wind III, LLC (100%; Sole Member)
FPL Energy Vansycle L.L.C. (100%; Sole Member)
Garden Wind, LLC (100%; Sole Member)
Perrin Ranch Wind, LLC (100%; Sole Member)
Rosmar Portfolio, LLC (100%; Sole Member)
Rosmar Holdings, LLC (100%; Member)
Marshall Solar, LLC (100%; Sole Member)
Roswell Solar, LLC (100%; Sole Member)
Roswell Solar Holdings, LLC (100%; Sole Member)
SSSS Holdings, LLC (100%; Sole Member)
Silver State South Solar, LLC (49.99%; Managing Member)
Silver State Solar Power South, LLC (100%; Sole Member)
Tuscola Bay Wind, LLC (100%; Sole Member)
White Oak Energy Holdings, LLC (100%; Sole Member)
White Oak Energy LLC (100%; Sole Member)
NEP Renewables Holdings III, LLC (100%; Sole Member)
NEP Renewables III, LLC (50%; Class B Member)
Star Moon Holdings, LLC (100%; Class A Member)
Moonlight Bay Class A Holdings, LLC (100%; Sole Member)
Moonlight Bay Renewables, LLC (100%; Class A Member)
Dodge Flat Solar, LLC (100%; Sole Member)
Elora Solar, LLC (100%; Sole Member)
Fish Springs Ranch Solar, LLC (100%; Sole Member)

Little Blue Wind Project, LLC (100%; Sole Member)
 Minco Wind Energy III, LLC (100%; Sole Member)
 Minco IV & V Interconnection, LLC (27.04%; Managing Member)
 White Mesa Wind, LLC (100%; Sole Member)
 Stargrass Class A Holdings, LLC (100%; Sole Member)
 Stargrass, LLC (100%; Class A Member)
 Borderlands Wind, LLC (100%; Sole Member)
 Borderlands Wind Holdings, LLC (100%; Sole Member)
 Cool Springs Solar, LLC (100%; Sole Member)
 Ensign Wind Energy, LLC (100%; Sole Member)
 Hubbard Wind, LLC (100%; Sole Member)
 Irish Creek Wind, LLC (100%; Sole Member)
 Quinebaug Solar, LLC (100%; Sole Member)
 Quitman II Solar, LLC (100%; Sole Member)
 NEP Renewables III, LLC (100%; Class A Member)
 Star Moon Holdings, LLC (100%; Class A Member)
 Moonlight Bay Class A Holdings, LLC (100%; Sole Member)
 Moonlight Bay Renewables, LLC (100%; Class A Member)
 Dodge Flat Solar, LLC (100%; Sole Member)
 Elora Solar, LLC (100%; Sole Member)
 Fish Springs Ranch Solar, LLC (100%; Sole Member)
 Little Blue Wind Project, LLC (100%; Sole Member)
 Minco Wind Energy III, LLC (100%; Sole Member)
 Minco IV & V Interconnection, LLC (27.04%; Managing Member)
 White Mesa Wind, LLC (100%; Sole Member)
 Stargrass Class A Holdings, LLC (100%; Sole Member)
 Stargrass, LLC (100%; Class A Member)
 Borderlands Wind, LLC (100%; Sole Member)
 Borderlands Wind Holdings, LLC (100%; Sole Member)
 Cool Springs Solar, LLC (100%; Sole Member)
 Ensign Wind Energy, LLC (100%; Sole Member)
 Hubbard Wind, LLC (100%; Sole Member)
 Irish Creek Wind, LLC (100%; Sole Member)
 Quinebaug Solar, LLC (100%; Sole Member)
 Quitman II Solar, LLC (100%; Sole Member)
 NEP Renewables Holdings IV, LLC (100%; Sole Member)
 NEP Renewables IV, LLC (100%; Class A Member)
 Alta Wind Portfolio, LLC (100%; Sole Member)
 Tusk Wind Holdings, LLC (100%; Sole Member)
 Alta Wind VIII, LLC (100%; Sole Member)
 Dogwood Wind Holdings, LLC (100%; Sole Member)
 Dogwood Wind, LLC (100%; Class A Tax Equity Member)
 Oliver Wind III, LLC (100%; Sole Member)
 Osborn Wind Energy, LLC (100%; Sole Member)
 Elk City Sholes Holdings, LLC (100%; Sole Member)
 Elk City II Wind Funding, LLC (100%; Sole Member)
 Southwest Wind, LLC (100%; Class A Tax Equity Member)
 Elk City Renewables II, LLC (100%; Sole Member)
 Sholes Wind Funding, LLC (100%; Sole Member)
 Sholes Wind Class A Holdings, LLC (100%; Sole Member)
 Sholes Wind, LLC (100%; Class A Member)
 Emerald Breeze Holdings, LLC (100%; Class A Member)
 Emerald Breeze Class A Holdings, LLC (100%; Sole Member)
 Emerald Breeze, LLC (100%; Class A Member)
 Appaloosa Run Wind, LLC (100%; Sole Member)
 Eight Point Wind, LLC (100%; Sole Member)
 Great Prairie Wind, LLC (100%; Sole Member)

Yellow Pine Solar, LLC (100%; Sole Member)
 Yellow Pine Solar Interconnect, LLC (50%; Managing Member)
 Golden West Wind Holdings, LLC (100%; Sole Member)
 Golden West Power Partners, LLC (100%; Class A Tax Equity Member)
 Nokota Wind Holdings, LLC (100%; Sole Member)
 Nokota Wind, LLC (100%; Class A Tax Equity Member)
 Brady Wind II, LLC (100%; Sole Member)
 Brady Interconnection, LLC (50%; Member)
 Brady Wind, LLC (100%; Sole Member)
 Brady Interconnection, LLC (50%; Managing Member)
 Sac County Wind Holdings, LLC (100%; Sole Member)
 Sac County Wind Class A Holdings, LLC (100%; Class A Member)
 Sac County Wind, LLC (100%; Class A Member)
 NEP Renewables IV, LLC (31.2%; Class B Member)
 Alta Wind Portfolio, LLC (100%; Sole Member)
 Tusk Wind Holdings, LLC (100%; Sole Member)
 Alta Wind VIII, LLC (100%; Sole Member)
 Dogwood Wind Holdings, LLC (100%; Sole Member)
 Dogwood Wind, LLC (100%; Class A Tax Equity Member)
 Oliver Wind III, LLC (100%; Sole Member)
 Osborn Wind Energy, LLC (100%; Sole Member)
 Elk City Sholes Holdings, LLC (100%; Sole Member)
 Elk City II Wind Funding, LLC (100%; Sole Member)
 Southwest Wind, LLC (100%; Class A Tax Equity Member)
 Elk City Renewables II, LLC (100%; Sole Member)
 Sholes Wind Funding, LLC (100%; Sole Member)
 Sholes Wind Class A Holdings, LLC (100%; Sole Member)
 Sholes Wind, LLC (100%; Class A Member)
 Emerald Breeze Holdings, LLC (100%; Class A Member)
 Emerald Breeze Class A Holdings, LLC (100%; Sole Member)
 Emerald Breeze, LLC (100%; Class A Member)
 Appaloosa Run Wind, LLC (100%; Sole Member)
 Eight Point Wind, LLC (100%; Sole Member)
 Great Prairie Wind, LLC (100%; Sole Member)
 Yellow Pine Solar, LLC (100%; Sole Member)
 Yellow Pine Solar Interconnect, LLC (50%; Managing Member)
 Golden West Wind Holdings, LLC (100%; Sole Member)
 Golden West Power Partners, LLC (100%; Class A Tax Equity Member)
 Nokota Wind Holdings, LLC (100%; Sole Member)
 Nokota Wind, LLC (100%; Class A Tax Equity Member)
 Brady Wind II, LLC (100%; Sole Member)
 Brady Interconnection, LLC (50%; Member)
 Brady Wind, LLC (100%; Sole Member)
 Brady Interconnection, LLC (50%; Managing Member)
 Sac County Wind Holdings, LLC (100%; Sole Member)
 Sac County Wind Class A Holdings, LLC (100%; Class A Member)
 Sac County Wind, LLC (100%; Class A Member)
 NEP Renewables Holdings, LLC (100%; Sole Member)
 NEP Renewables, LLC (100%; Sole Member)
 Breckinridge Wind Class A Holdings, LLC (100%; Sole Member)
 Breckinridge Wind Project, LLC (100%; Class A Tax Equity Member)
 Carousel Wind Holdings, LLC (100%; Sole Member)
 Carousel Wind Farm, LLC (100%; Class A Tax Equity Member)
 Monarch Wind Holdings, LLC (100%; Sole Member)
 Monarch Wind, LLC (100%; Class A Tax Equity Member)
 Javelina Wind Holdings II, LLC (100%; Sole Member)
 Javelina Wind Energy II, LLC (100%; Sole Member)

Javelina Interconnection, LLC (45%; Member)
 Rush Springs Wind Energy, LLC (100%; Sole Member)
 Mountain View Solar Holdings, LLC (100%; Sole Member)
 Mountain View Solar, LLC (100%; Sole Member)
 Pacific Plains Wind Class A Holdings, LLC (100%; Sole Member)
 Pacific Plains Wind, LLC (100%; Class A Tax Equity Member)
 Cottonwood Wind Project Holdings, LLC (100%; Sole Member)
 Cottonwood Wind Project, LLC (100%; Sole Member)
 Golden Hills North Wind, LLC (100%; Sole Member)
 Golden Hills Interconnection, LLC (32.4%; Member)
 NextEra Energy Bluff Point, LLC (100%; Sole Member)
 NextEra Desert Sunlight Holdings, LLC (99.8%; Member)
 Desert Sunlight Investment Holdings, LLC (50%; Managing Member)
 Desert Sunlight Holdings, LLC (100%; Sole Member)
 Desert Sunlight 250, LLC (100%; Sole Member)
 Desert Sunlight 300, LLC (100%; Sole Member)
 Ninnescah Wind Renewables, LLC (100%; Sole Member)
 Nutmeg Solar Holdings, LLC (33.3%; Member)
 Nutmeg Solar, LLC (100%; Sole Member)
 Palo Duro Wind, LLC (100%; Sole Member)
 Palomino Wind Holdings, LLC (100%; Sole Member)
 Palomino Wind, LLC (100%; Class A Tax Equity Member)
 Kingman Wind Energy I, LLC (100%; Sole Member)
 Kingman Wind Energy II, LLC (100%; Sole Member)
 Prairie View Wind Holdings, LLC (100%; Sole Member)
 Ninnescah Wind Energy LLC (100%; Sole Member)
 Seiling Wind Energy II, LLC (100%; Sole Member)
 Seiling Wind Investments, LLC (100%; Sole Member)
 Seiling Wind Holdings, LLC (100%; Sole Member)
 Seiling Wind Portfolio, LLC (100%; Class A Tax Equity Member)
 Seiling Wind II, LLC (100%; Sole Member)
 Seiling Wind Interconnection Services, LLC (33%; Member)
 Seiling Wind, LLC (100%; Sole Member)
 Seiling Wind Interconnection Services, LLC (67%; Managing Member)
 Shaw Creek Solar Holdings, LLC (33.3%; Member)
 Shaw Creek Solar, LLC (100%; Sole Member)
 Solar Holdings Portfolio 12, LLC (100%; Class C Member)
 DG Portfolio 2019 Funding, LLC (100%; Sole Member)
 DG Portfolio 2019 Holdings, LLC (100%; Sole Member)
 DG Portfolio 2019, LLC (100%; Sole Member)
 DG Amaze, LLC (100%; Sole Member)
 DG California Solar, LLC (100%; Sole Member)
 DG Colorado Solar, LLC (100%; Sole Member)
 DG LF Solar, LLC (100%; Sole Member)
 DG Minnesota CSG 1, LLC (100%; Sole Member)
 DG Minnesota CSG, LLC (100%; Sole Member)
 DG New Jersey Solar, LLC (100%; Sole Member)
 DG New York Solar, LLC (100%; Sole Member)
 DG Northeast Solar, LLC (100%; Sole Member)
 DG SUNY Solar 1, LLC (100%; Sole Member)
 DG Southwest Solar Portfolio 2019, LLC (100%; Sole Member)
 HL Solar LLC (100%; Sole Member)
 DG Waipio, LLC (100%; Sole Member)
 Pacific Energy Solutions LLC (100%; Sole Member)
 W2 Solar Holdings, LLC (100%; Sole Member)
 Sierra Solar Funding, LLC (100%; Sole Member)
 Sierra Solar Holdings, LLC (100%; Sole Member)

Westside Solar, LLC (100%; Sole Member)
Whitney Point Solar, LLC (100%; Sole Member)
Southwest Solar Holdings, LLC (100%; Sole Member)
Hatch Solar Energy Center I LLC (100%; Sole Member)
Sunlight Renewables Holdings, LLC (100%; Class A Member)
Sunlight Renewables Class A Holdings, LLC (100%; Sole Member)
Sunlight Renewables, LLC (100%; Class A Member)
Sunlight Storage, LLC (100%; Sole Member)
VMCLR Holdings, LLC (100%; Sole Member)
Indigo Plains Solar Class B Holdings, LLC (100%; Sole Member)
Indigo Plains Solar, LLC (100%; Class B Tax Equity Member)
Chaves County Solar, LLC (100%; Sole Member)
Chaves County Solar Holdings, LLC (100%; Sole Member)
Live Oak Solar, LLC (100%; Sole Member)
River Bend Solar, LLC (100%; Sole Member)
Indigo Plains Solar Funding, LLC (100%; Sole Member)
Indigo Plains Solar Holdings, LLC (100%; Sole Member)
Indigo Plains Solar, LLC (100%; Class A Tax Equity Member)
Chaves County Solar, LLC (100%; Sole Member)
Chaves County Solar Holdings, LLC (100%; Sole Member)
Live Oak Solar, LLC (100%; Sole Member)
River Bend Solar, LLC (100%; Sole Member)
Whiptail-Montezuma Funding, LLC (100%; Sole Member)
Whiptail-Montezuma Holdings, LLC (100%; Sole Member)
Montezuma Wind Holdings II, LLC (100%; Sole Member)
NextEra Energy Montezuma II Wind, LLC (100%; Sole Member)
Southwest Wind Class A Holdings, LLC (100%; Class A Member)
Whiptail Wind, LLC (100%; Class A Tax Equity Member)
Casa Mesa Wind, LLC (100%; Sole Member)
Casa Mesa Wind Investments, LLC (100%; Sole Member)
Langdon Renewables, LLC (100%; Sole Member)
New Mexico Wind, LLC (100%; Sole Member)
Pacific Power Investments, LLC (100%; Sole Member)
Southwest Wind Class A Holdings, LLC (100%; Class B Member)
Whiptail Wind, LLC (100%; Class A Tax Equity Member)
Casa Mesa Wind, LLC (100%; Sole Member)
Casa Mesa Wind Investments, LLC (100%; Sole Member)
Langdon Renewables, LLC (100%; Sole Member)
New Mexico Wind, LLC (100%; Sole Member)
Pacific Power Investments, LLC (100%; Sole Member)
Windstar Portfolio, LLC (100%; Sole Member)
Tusk Wind Holdings II, LLC (100%; Sole Member)
Windstar Energy, LLC (100%; Sole Member)
NextEra Energy Partners Constructors, LLC (100%; Sole Member)
NextEra Energy Partners Solar Acquisitions, LLC (100%; Sole Member)
Adelanto CA II, LLC (100%; Sole Member)
Adelanto Solar Funding, LLC (50.01%; Member)
Adelanto Solar Holdings, LLC (100%; Sole Member)
Adelanto Solar II, LLC (100%; Sole Member)
Adelanto Solar, LLC (100%; Sole Member)
McCoy CA II, LLC (100%; Sole Member)
McCoy Solar Holdings, LLC (50.01%; Member)
McCoy Solar Funding, LLC (100%; Sole Member)
McCoy Solar, LLC (100%; Sole Member)
NextEra Desert Center Blythe, LLC (50%; Member)
NextEra Energy Partners Ventures, LLC (100%; Sole Member)
NET Holdings Management, LLC (100%; Sole Member)

NextEra Energy Partners Pipelines Holdings, LLC (100%; Sole Member)
NextEra Energy Partners Pipelines, LLC (100%; Class A Member)
Meade Pipeline Investment Holdings, LLC (100%; Sole Member)
Meade Pipeline Investment, LLC (100%; Sole Member)
Meade Pipeline Co LLC (75%; Managing Member)
Redwood Meade Pipeline, LLC (100%; Sole Member)
Redwood Midstream, LLC (90%; Managing Member)
Redwood Meade Midstream MPC, LLC (100%; Sole Member)
Meade Pipeline Co LLC (15%; Member)
River Road Interests LLC (100%; Sole Member)
Meade Pipeline Co LLC (10%; Member)
Redwood Midstream, LLC (10%; Member)
Redwood Meade Midstream MPC, LLC (100%; Sole Member)
Meade Pipeline Co LLC (15%; Member)
River Road Interests LLC (100%; Sole Member)
Meade Pipeline Co LLC (10%; Member)
South Texas Midstream Holdings, LLC (100%; Sole Member)
South Texas Midstream, LLC (100%; Class A Member)
South Texas Midstream, LLC (100%; Class B Member)
Northern Colorado Wind Energy, LLC (100%; Sole Member)
Palo Duro Wind Portfolio, LLC (100%; Sole Member)
Palo Duro Wind Project Holdings, LLC (100%; Sole Member)
Palo Duro Wind Energy, LLC (100%; Sole Member)
Palo Duro Wind Interconnection Services, LLC (88%; Managing Member)
Shafter Solar Portfolio, LLC (100%; Sole Member)
Shafter Solar Holdings, LLC (100%; Sole Member)
Shafter Solar, LLC (100%; Sole Member)
Tusk Wind Holdings III, LLC (100%; Sole Member)
Granite Reliable Power, LLC (100%; Sole Member)
ESI Energy, LLC (100%; Sole Member)
87th Street Energy Storage, LLC (100%; Sole Member)
Adams County Wind Holdings, LLC (100%; Sole Member)
Adams County Wind, LLC (100%; Sole Member)
Addison Edge Holdings, LLC (100%; Sole Member)
Addison Edge, LLC (100%; Sole Member)
Akron Solar, LLC (100%; Sole Member)
Allons Solar, LLC (100%; Sole Member)
Amber Meadow Solar, LLC (100%; Sole Member)
Amber Waves Wind, LLC (100%; Sole Member)
Amite Energy Storage, LLC (100%; Sole Member)
Ammonite Wind, LLC (100%; Sole Member)
Antelope Gap Wind, LLC (100%; Sole Member)
Anticline Energy Storage, LLC (100%; Sole Member)
Anticline Wind Holdings, LLC (100%; Sole Member)
Appaloosa Run Storage, LLC (100%; Sole Member)
Apple Tree Knot, LLC (100%; Sole Member)
Arboleda Energy Storage, LLC (100%; Sole Member)
Argenta Solar Energy Center, LLC (100%; Sole Member)
Aries Solar Holding, LLC (100%; Sole Member)
Joshua Tree Solar Farm, LLC (100%; Sole Member)
San Jacinto Solar 14.5, LLC (100%; Sole Member)
San Jacinto Solar 5.5, LLC (100%; Sole Member)
Shafter Solar SellCo, LLC (100%; Sole Member)
Arizona City Solar Holdings, LLC (100%; Sole Member)
Arizona City Solar, LLC (100%; Sole Member)
Arlington Energy Center I, LLC (100%; Sole Member)
Arlington III Class A Holdings I, LLC (100%; Sole Member)

Arlington Portfolio III, LLC (67%; Member)
Arlington Energy Center III, LLC (100%; Sole Member)
Arlington Solar, LLC (39%; Member)
Arlington III Class A Holdings II, LLC (100%; Sole Member)
Arlington Portfolio III, LLC (33%; Member)
Arlington Energy Center III, LLC (100%; Sole Member)
Arlington Solar, LLC (39%; Member)
Arlington Portfolio II Holdings, LLC (100%; Class A Member)
Arlington Portfolio II, LLC (100%; Sole Member)
Arlington Cereal City Funding, LLC (100%; Sole Member)
Arlington Cereal City Holdings, LLC (100%; Sole Member)
Arlington Holdings II, LLC (100%; Sole Member)
Arlington Class A Holdings II, LLC (100%; Sole Member)
Arlington Energy Center Portfolio, LLC (100%; Class A Member)
Arlington Energy Center II, LLC (100%; Sole Member)
Arlington Solar, LLC (61%; Managing Member)
Cereal City Solar, LLC (100%; Sole Member)
Asher Funding, LLC (100%; Sole Member)
Asher Portfolio, LLC (100%; Sole Member)
Asher Class A Holdings, LLC (100%; Sole Member)
Asher, LLC (100%; Class A Member)
Buffalo Ridge Wind, LLC (100%; Sole Member)
Clearwater Wind I, LLC (100%; Sole Member)
Clearwater Energy Resources LLC (46.67%; Managing Member)
Inertia Wind Project, LLC (100%; Sole Member)
Lacy Creek Wind, LLC (100%; Sole Member)
Resurgence Solar Portfolio, LLC (100%; Sole Member)
Resurgence Solar I, LLC (100%; Sole Member)
Resurgence Solar II, LLC (100%; Sole Member)
Walleye Wind, LLC (100%; Sole Member)
Bright Wind Class A Holdings, LLC (100%; Sole Member)
Bright Wind, LLC (100%; Class A Member)
Pegasus Wind, LLC (100%; Sole Member)
Skeleton Creek Wind, LLC (100%; Sole Member)
Kossuth County Wind Holdings, LLC (100%; Sole Member)
Kossuth County Wind Class A Holdings, LLC (100%; Class A Member)
Kossuth County Wind, LLC (100%; Class A Member)
Ashtabula Wind IV, LLC (100%; Sole Member)
Autumn Shores Funding, LLC (100%; Sole Member)
Autumn Shores Holdings, LLC (100%; Sole Member)
Autumn Shores Class A Holdings, LLC (100%; Sole Member)
Autumn Shores, LLC (100%; Class A Member)
NextEra Energy Qualified Opportunity Zone Business III, LLC (100%; Class B Member)
Cedar Springs Wind IV, LLC (100%; Sole Member)
Roadrunner Crossing Wind Farm, LLC (100%; Sole Member)
Yellow Pine Solar II, LLC (100%; Sole Member)
Yellow Pine Solar Interconnect, LLC (50%; Member)
Avalon Sands Funding, LLC (100%; Sole Member)
Avalon Sands Holdings, LLC (100%; Sole Member)
Nitro Renewables Holdings, LLC (72%; Class A Member)
Nitro Renewables, LLC (100%; Sole Member)
Avalon Sands Portfolio, LLC (100%; Sole Member)
Avalon Sands Class A Holdings, LLC (100%; Sole Member)
Avalon Sands, LLC (100%; Class A Member)
Babbitt Ranch Energy Center, LLC (100%; Sole Member)
Bronco Plains Wind II, LLC (100%; Sole Member)
Pioneer Hutt Wind Energy LLC (100%)

Shamrock Wind, LLC (100%; Sole Member)
 Shamrock Interconnection, LLC (70%; Member)
 Waco Solar, LLC (100%; Sole Member)
 Peach Grove Portfolio, LLC (100%; Sole Member)
 Peach Grove Class A Holdings, LLC (100%; Sole Member)
 Peach Grove, LLC (100%; Class A Member)
 Clearwater Wind III, LLC (100%; Sole Member)
 Clearwater Energy Resources LLC (13.33%; Member)
 Wadley Solar, LLC (100%; Sole Member)
 Washington County Solar, LLC (100%; Sole Member)
 Avocet Solar, LLC (100%; Sole Member)
 Axis Ridge Wind, LLC (100%; Sole Member)
 BTAC Holdingz, LLC (100%; Sole Member)
 Baldo Solutions, LLC (100%; Sole Member)
 Baldwin County Solar, LLC (100%; Sole Member)
 Banyard Springs Holdings, LLC (100%; Sole Member)
 Banyard Springs, LLC (100%; Sole Member)
 Banyard Springs ADS, LLC (100%; Sole Member)
 Banyard Springs Bonus, LLC (100%; Sole Member)
 Banyard Springs MACRS, LLC (100%; Sole Member)
 Battery Testing and Modeling, LLC (100%; Sole Member)
 Baxley Solar, LLC (100%; Sole Member)
 Bayhawk Wind Funding, LLC (100%; Sole Member)
 Bayhawk Wind SellCo, LLC (100%; Sole Member)
 Beargrass Wind Holdings, LLC (100%; Sole Member)
 Beargrass Wind Funding, LLC (100%; Sole Member)
 Beargrass Wind Class A Holdings, LLC (100%; Sole Member)
 Beargrass Wind, LLC (100%; Class A Member)
 Blue Summit I Wind, LLC (100%; Sole Member)
 Blue Summit Interconnection, LLC (25%; Managing Member)
 Day County Wind I, LLC (100%; Sole Member)
 High Majestic Wind I, LLC (100%; Sole Member)
 High Majestic Interconnection Services, LLC (50%; Member)
 Minco Wind I, LLC (100%; Sole Member)
 Minco Wind Interconnection Services, LLC (50%; Member)
 Vansycle II Portfolio, LLC (100%; Sole Member)
 Vansycle II Wind, LLC (100%; Sole Member)
 Weatherford Wind, LLC (100%; Sole Member)
 Wolf Ridge Wind Energy, LLC (100%; Sole Member)
 Beaver Creek Solar, LLC (100%; Sole Member)
 Beech Hill Solar, LLC (100%; Sole Member)
 Beecher Solar Holdings, LLC (100%; Sole Member)
 Beecher Solar Land, LLC (100%; Sole Member)
 Beecher Solar, LLC (100%; Sole Member)
 Beechwood Split, LLC (100%; Sole Member)
 Beezley Hill Energy Center, LLC (100%; Sole Member)
 Bell Ridge Solar Funding, LLC (100%; Sole Member)
 Bell Ridge Solar Holdings, LLC (100%; Sole Member)
 Bell Ridge Solar Class A Holdings, LLC (100%; Sole Member)
 Bellefonte Solar, LLC (100%; Sole Member)
 Bellflower-Lenoir Solar, LLC (100%; Sole Member)
 Belmont Energy Center, LLC (100%; Sole Member)
 Belvoir Ranch Wind, LLC (100%; Sole Member)
 Benton Solar II, LLC (100%; Sole Member)
 Benton Solar, LLC (100%; Sole Member)
 Big Canyon Wind, LLC (100%; Sole Member)
 Big Pasture Ranch Solar, LLC (100%; Sole Member)

Bigway Solar, LLC (100%; Sole Member)
 Birch Bay Energy Storage, LLC (100%; Sole Member)
 Birmingham Energy Storage, LLC (100%; Sole Member)
 Bison Wind Investments, LLC (100%; Sole Member)
 Bison Wind Portfolio, LLC (100%; Sole Member)
 Bison Wind Holdings, LLC (100%; Sole Member)
 Bison Wind, LLC (100%; Sole Member)
 FPL Energy Burleigh County Wind, LLC (100%; Sole Member)
 FPL Energy Cowboy Wind, LLC (100%; Sole Member)
 Bisti Energy Center, LLC (100%; Sole Member)
 Black Hill Point Energy Center, LLC (100%; Sole Member)
 Black Water Tea, LLC (100%; Sole Member)
 Blackburn Solar, LLC (100%; Sole Member)
 Blazing Trail Wind I, LLC (100%; Sole Member)
 Blazing Trail Wind II, LLC (100%; Sole Member)
 Blue Granite Development, LLC (100%; Sole Member)
 Blue Indigo Solar, LLC (100%; Sole Member)
 Blue Iris Wind Portfolio, LLC (100%; Sole Member)
 Panther Forge Funding, LLC (100%; Sole Member)
 Panther Forge Holdings, LLC (100%; Sole Member)
 Panther Forge Solar, LLC (100%; Sole Member)
 Bell Ridge Solar, LLC (100%; Sole Member)
 East Point Energy Center, LLC (100%; Sole Member)
 High River Energy Center, LLC (100%; Sole Member)
 Panther Forge Wind, LLC (100%; Sole Member)
 Lee North, LLC (100%; Sole Member)
 FPL Energy Illinois Wind, LLC (100%; Sole Member)
 North Sky River Energy, LLC (100%; Sole Member)
 Tuscola Wind II, LLC (100%; Sole Member)
 Blue Lake Solar, LLC (100%; Sole Member)
 Blue Prairie Wind, LLC (100%; Sole Member)
 Blue Ridge Solar, LLC (100%; Sole Member)
 Blue Summit II Storage, LLC (100%; Sole Member)
 Blue Summit Wind III Funding, LLC (100%; Sole Member)
 Blue Wind Holdings, LLC (100%; Sole Member)
 Big Blue Nebraska Wind, LLC (100%; Sole Member)
 Panama Wind, LLC (100%; Sole Member)
 Bluebell Energy Storage, LLC (100%; Sole Member)
 Bluebell Solar Funding II, LLC (100%; Sole Member)
 Bluebell Solar Holdings II, LLC (100%; Sole Member)
 Bluebell Solar Class A Holdings II, LLC (100%; Class A Member)
 Bluebell Solar II, LLC (100%; Class A Member)
 Capricorn Bell Interconnection, LLC (25%; Member)
 Bluestar Solar, LLC (100%; Sole Member)
 Blythe Energy Storage 110, LLC (100%; Sole Member)
 Blythe Energy Storage II, LLC (100%; Sole Member)
 Blythe Energy Storage III, LLC (100%; Sole Member)
 Blythe IV Storage, LLC (100%; Sole Member)
 Blythe Portfolio II, LLC (100%; Sole Member)
 Blythe Solar Funding II, LLC (100%; Sole Member)
 Blythe Solar Holdings II, LLC (100%; Sole Member)
 Blythe Portfolio, LLC (100%; Sole Member)
 Blythe Solar Funding, LLC (100%; Sole Member)
 Blythe Solar Holdings, LLC (100%; Sole Member)
 Blythe Solar 110, LLC (100%; Sole Member)
 NextEra Blythe Solar Energy Center, LLC (25%; Managing Member)
 Blythe Solar II, LLC (100%; Sole Member)

NextEra Blythe Solar Energy Center, LLC (25%; Member)
McCoy Solar Holdings, LLC (49.99%; Member)
McCoy Solar Funding, LLC (100%; Sole Member)
McCoy Solar, LLC (100%; Sole Member)
NextEra Desert Center Blythe, LLC (50%; Member)
Blythe Solar Holdings III-IV, LLC (100%; Sole Member)
Bob Creek Wind, LLC (100%; Sole Member)
Boggy Branch Solar, LLC (100%; Sole Member)
Boulevard Associates, LLC (100%; Sole Member)
Breckinridge Energy Storage, LLC (100%; Sole Member)
Breckinridge Wind Funding, LLC (100%; Sole Member)
Breckinridge Wind Holdings, LLC (100%; Sole Member)
Brickyard Energy Storage, LLC (100%; Sole Member)
Bright Corner Solar, LLC (100%; Sole Member)
Bright Wind Funding, LLC (100%; Sole Member)
Bright Wind Holdings, LLC (100%; Sole Member)
Brokaw Solar, LLC (100%; Sole Member)
Bronson Solar, LLC (100%; Sole Member)
Brooker Trail Solar, LLC (100%; Sole Member)
Brusselville Solar, LLC (100%; Sole Member)
Bucking Horse Solar, LLC (100%; Sole Member)
Buena Vista Energy Center II, LLC (100%; Sole Member)
Buena Vista Energy Center III, LLC (100%; Sole Member)
Buffalo Jump Wind, LLC (100%; Sole Member)
Buffalo Ridge Wind Energy, LLC (100%; Sole Member)
Bullfrog Creek Solar, LLC (100%; Sole Member)
Bullitt Bend Solar, LLC (100%; Sole Member)
Buxton Creek Solar, LLC (100%; Sole Member)
Cadia Wind, LLC (100%; Sole Member)
Campbell Creek Energy Center, LLC (100%; Sole Member)
Cantaloupe Solar Holdings, LLC (100%; Sole Member)
Saragosa Del Sol Energy, LLC (100%; Sole Member)
Canyon Energy Storage, LLC (100%; Sole Member)
Canyon Wind Holdings, LLC (100%; Sole Member)
Canyon Wind Farm, LLC (100%; Sole Member)
Canyon Wind II, LLC (100%; Sole Member)
Capon Solar, LLC (100%; Sole Member)
Capricorn Ridge Power Seller, LLC (100%; Sole Member)
Capricorn Ridge Wind Holdings, LLC (100%; Sole Member)
Capricorn Ridge Wind II, LLC (100%; Sole Member)
Capricorn Ridge Wind, LLC (100%; Sole Member)
Cardinal Solar, LLC (100%; Sole Member)
Carol Renewable Energy Holdings, LLC (100%; Sole Member)
Carol Renewable Energy, LLC (100%; Sole Member)
Carol Solar, LLC (100%; Sole Member)
Carpenter Creek Wind, LLC (100%; Sole Member)
Cass County Solar Nebraska, LLC (100%; Sole Member)
Cater Solar, LLC (100%; Sole Member)
Cattle Drive Solar, LLC (100%; Sole Member)
Cattle Ridge Wind Holdings, LLC (100%; Sole Member)
Cattle Ridge Wind Farm, LLC (100%; Sole Member)
Cattle Run, LLC (100%; Sole Member)
Cavalry Energy Center Holdings, LLC (100%; Sole Member)
Cedar River Transmission, LLC (100%; Sole Member)
Cedar Springs Energy Storage IV, LLC (100%; Sole Member)
Cedar Springs Wind Holdings, LLC (100%; Sole Member)
Cedar Springs Transmission LLC (100%; Sole Member)

Central Midway Funding, LLC (100%; Sole Member)
Central Midway Holdings, LLC (100%; Sole Member)
Central Midway Class A Holdings, LLC (100%; Sole Member)
Central Midway, LLC (100%; Class A Member)
Farmington Solar, LLC (100%; Sole Member)
Heartland Divide Wind II, LLC (100%; Sole Member)
Niyol Wind, LLC (100%; Sole Member)
Point Beach Solar, LLC (100%; Sole Member)
Route 66 Solar Energy Center, LLC (100%; Sole Member)
Route 66 Solar Holdings, LLC (100%; Sole Member)
SR Wind Holdings, LLC (100%; Sole Member)
Sky River Wind, LLC (100%; Sole Member)
Wheatridge Solar Portfolio, LLC (100%; Sole Member)
Wheatridge Solar Energy Center, LLC (100%; Sole Member)
Wheatridge Interconnection, LLC (7.04%; Member)
Central Scott Solar, LLC (100%; Sole Member)
Century Oaks Energy Storage, LLC (100%; Sole Member)
Cereal City Holdings, LLC (100%; Sole Member)
Arlington Portfolio II Holdings, LLC (100%; Class B Member)
Arlington Portfolio II, LLC (100%; Sole Member)
Arlington Cereal City Funding, LLC (100%; Sole Member)
Arlington Cereal City Holdings, LLC (100%; Sole Member)
Arlington Holdings II, LLC (100%; Sole Member)
Arlington Class A Holdings II, LLC (100%; Sole Member)
Arlington Energy Center Portfolio, LLC (100%; Class A Member)
Arlington Energy Center II, LLC (100%; Sole Member)
Arlington Solar, LLC (61%; Managing Member)
Cereal City Solar, LLC (100%; Sole Member)
Chemult Energy Center, LLC (100%; Sole Member)
Cherry Ridge Solar, LLC (100%; Sole Member)
Cheyenne Wind Holdings, LLC (100%; Sole Member)
Cheyenne Wind, LLC (100%; Sole Member)
Cheyenne Wind, LLC (100%; Sole Member)
Chickadee Energy Center, LLC (100%; Sole Member)
Chicot Solar Holdings, LLC (100%; Class A Member)
Chicot Solar, LLC (100%; Sole Member)
Chicot Solar Holdings, LLC (100%; Class C Member)
Chicot Solar, LLC (100%; Sole Member)
Chugwater Energy Center, LLC (100%; Sole Member)
Chugwater Interconnection, LLC (50%; Member)
Chugwater Wind, LLC (100%; Sole Member)
Chugwater Interconnection, LLC (50%; Member)
Chunky Pond Solar, LLC (100%; Sole Member)
Cimarron Energy Storage, LLC (100%; Sole Member)
Cimarron Wind Energy Holdings, LLC (100%; Sole Member)
Cimarron Wind Energy Holdings II, LLC (100%; Sole Member)
Cimarron Wind Energy, LLC (1%; Member)
Cimarron Wind Energy, LLC (99%; Managing Member)
Circleville Solar, LLC (100%; Sole Member)
Clarkston Energy Center, LLC (100%; Sole Member)
Clay County Solar, LLC (100%; Sole Member)
Clayton Wind, LLC (100%; Sole Member)
Clean Energy Marketing and Communications, LLC (100%; Sole Member)
Clean Energy Marketing and Insights, LLC (100%; Sole Member)
Clearwater Energy Storage I, LLC (100%; Sole Member)
Clearwater Solar I, LLC (10%)
Clearwater Wind East, LLC (100%; Sole Member)

Clearwater Wind Holdings, LLC (100%; Sole Member)
Clinton County Wind, LLC (100%; Sole Member)
Clover Creek Holdings, LLC (100%; Sole Member)
Cloverleaf Solar, LLC (100%; Sole Member)
Coastal Prairie Solar, LLC (100%; Sole Member)
Collins Energy Center, LLC (100%; Sole Member)
Columbus Energy Storage, LLC (100%; Sole Member)
Colwich Solar, LLC (100%; Sole Member)
Compadre Energy Storage, LLC (100%; Sole Member)
Cottonmouth Ranch Solar, LLC (100%; Sole Member)
County Line Solar, LLC (100%; Sole Member)
Cowboy Solar, LLC (100%; Sole Member)
Cowley Solar, LLC (100%; Sole Member)
Crosley Energy Center, LLC (100%; Sole Member)
Crowder Wind, LLC (100%; Sole Member)
Crowned Ridge Energy Storage I, LLC (100%; Sole Member)
Crowned Ridge Energy Storage II Holdings, LLC (100%; Sole Member)
Crowned Ridge Energy Storage II, LLC (100%; Sole Member)
 Crowned Ridge Bess Interconnection, LLC (50%; Member)
Crowned Ridge Thermal Storage, LLC (100%; Sole Member)
Crowned Ridge Wind III, LLC (100%; Sole Member)
Crystal Lake Wind II, LLC (100%; Sole Member)
Crystal Lake Wind III, LLC (100%; Sole Member)
Cumberland Wind, LLC (100%; Sole Member)
Cutler Brothers Funding, LLC (100%; Sole Member)
 Cutler Brothers Holdings, LLC (100%; Sole Member)
 Cutler Brothers Portfolio, LLC (100%; Sole Member)
 Cutler Brothers Class A Holdings, LLC (100%; Sole Member)
 Cutler Brothers, LLC (100%; Class A Member)
 Clearwater Wind II, LLC (100%; Sole Member)
 Clearwater Energy Resources LLC (40%; Member)
 Crow Creek Solar Portfolio, LLC (100%; Sole Member)
 Crow Creek Solar, LLC (100%; Sole Member)
 High Banks Wind, LLC (100%; Sole Member)
 Roundhouse Renewable Energy II, LLC (100%; Sole Member)
 Roundhouse Interconnect, LLC (100%; Sole Member)
Cypress Solar Energy, LLC (100%; Sole Member)
DCRBN Ventures, LLC (100%; Sole Member)
 DCRBN Ventures Development & Acquisition, LLC (100%; Sole Member)
 Data Center Investments, LLC (100%; Sole Member)
 DCI Operating Co. 1, LLC (100%; Sole Member)
 DCI Operating Co. 2, LLC (100%; Sole Member)
 Safanad DC I LLC (85%; Member)
 Austin Enterprise DC LLC (100%; Sole Member)
 Charlotte Enterprise, LLC (100%; Sole Member)
 Houston Enterprise DC, LLC (100%; Sole Member)
 Safanad DC II LLC (100%; Sole Member)
 TZ Capital Holdings, LLC (100%; Sole Member)
 Copper Plains LLC (50%; Member)
 TZRC LLC (50%; Member)
 TZRC Horse Hollow LLC (100%; Sole Member)
 TZRC King Mountain LLC (100%; Sole Member)
 TZRC Mining LLC (100%; Sole Member)
 TZ Real Estate Holdings, LLC (100%; Sole Member)
EverBright R1, LLC (100%; Sole Member)
EverBright R2, LLC (100%; Sole Member)
Golden Cypress Home Class A Holdings, LLC (100%; Sole Member)

Golden Cypress Home Financing, LLC (100%; Sole Member)
Golden Cypress Home, LLC (100%; Sole Member)
Residential Energy Holdings, LLC (100%; Sole Member)
EBBB Holdings, LLC (100%; Sole Member)
EverBright, LLC (1%; Member)
EBBB Portfolio, LLC (100%; Sole Member)
Golden Trail Solar Funding, LLC (100%; Sole Member)
Golden Trail Solar Holdings, LLC (100%; Sole Member)
Odyssey Solar Funding, LLC (100%; Sole Member)
Odyssey Solar Holdings, LLC (100%; Sole Member)
EverBright Development, LLC (100%; Sole Member)
EverBright, LLC (99%; Managing Member)
EBBB Portfolio, LLC (100%; Sole Member)
Golden Trail Solar Funding, LLC (100%; Sole Member)
Golden Trail Solar Holdings, LLC (100%; Sole Member)
Odyssey Solar Funding, LLC (100%; Sole Member)
Odyssey Solar Holdings, LLC (100%; Sole Member)
Everbright Financing 2023, LLC (100%; Sole Member)
Everbright Solar Trust 2024-A (100%; Trust Grantor)
EverBright Solar Grantor Trust 2024-A (100%; Sole Member)
DG 1, LLC (100%; Sole Member)
DG 1 Acquisition Co., LLC (100%; Sole Member)
Cameron Park Portfolio, LLC (100%; Sole Member)
SCP 5 LLC (100%; Sole Member)
DG AMP Solar, LLC (100%; Sole Member)
DG Adams Road, LLC (100%; Sole Member)
DG Alameda Solar, LLC (100%; Sole Member)
DG Amaze New Jersey, LLC (100%; Sole Member)
DG Camden, LLC (100%; Sole Member)
DG Central 1, LLC (100%; Sole Member)
DG Elysian Lake, LLC (100%; Sole Member)
Woodward Energy Storage, LLC (100%; Sole Member)
DG Central Holdings, LLC (100%; Sole Member)
DG Gamma, LLC (100%; Sole Member)
DG Hydra, LLC (100%; Sole Member)
DG Illinois BTM, LLC (100%; Sole Member)
DG Arboretum, LLC (100%; Sole Member)
DG Charleston BTM, LLC (100%; Sole Member)
DG East St Louis BTM, LLC (100%; Sole Member)
DG Farmer City, LLC (100%; Sole Member)
DG Hartford BTM, LLC (100%; Sole Member)
DG Hebron, LLC (100%; Sole Member)
DG Nashville, LLC (100%; Sole Member)
DG Robinson BTM, LLC (100%; Sole Member)
DG Roxana BTM, LLC (100%; Sole Member)
DG Josephine, LLC (100%; Sole Member)
DG Marching Arrow, LLC (100%; Sole Member)
DG Penwell North, LLC (100%; Sole Member)
DG Regulus, LLC (100%; Sole Member)
DG Rolling Hills, LLC (100%; Sole Member)
DG VDH BESS, LLC (100%; Sole Member)
DG Central NJ Solar, LLC (100%; Sole Member)
DG Clean Energy Solutions, LLC (100%; Sole Member)
DG Columbus Jackson Pike, LLC (100%; Sole Member)
DG Columbus Southerly, LLC (100%; Sole Member)
DG Connecticut Solar II, LLC (100%; Sole Member)
DG Illinois CS II, LLC (100%; Sole Member)

DG Belle Valley, LLC (100%; Sole Member)
DG Dunlap, LLC (100%; Sole Member)
DG Limestone, LLC (100%; Sole Member)
DG Rock Run, LLC (100%; Sole Member)
DG West Belleville, LLC (100%; Sole Member)
DG Illinois CS, LLC (100%; Sole Member)
DG Capron, LLC (100%; Sole Member)
DG Galesburg, LLC (100%; Sole Member)
DG Mount Morris West, LLC (100%; Sole Member)
DG Pierpont, LLC (100%; Sole Member)
DG Roxana CS, LLC (100%; Sole Member)
DG Illinois Solar, LLC (100%; Sole Member)
DG Interconnection Holdings, LLC (100%; Sole Member)
DG Jamboree, LLC (100%; Sole Member)
DG Linden New Jersey, LLC (100%; Sole Member)
DG MAC Holdings, LLC (100%; Sole Member)
DG Bellevue, LLC (100%; Sole Member)
DG Coldwater MI, LLC (100%; Sole Member)
DG Marshall MI, LLC (100%; Sole Member)
DG Maumee, LLC (100%; Sole Member)
DG South Green, LLC (100%; Sole Member)
DG Maine CS, LLC (100%; Sole Member)
DG West River, LLC (100%; Sole Member)
Lincoln Mill Solar, LLC (100%; Sole Member)
Solar Round Pond, LLC (100%; Sole Member)
Youland Solar Barrel, LLC (100%; Sole Member)
DG Massachusetts CS, LLC (100%; Sole Member)
DG George Millard, LLC (100%; Sole Member)
Spencer Solar Farm, LLC (100%; Sole Member)
DG Meridian Solar, LLC (100%; Sole Member)
DG NE Holdings, LLC (100%; Sole Member)
DG NH Seabrook, LLC (100%)
DG Outback Acres Solar, LLC (100%)
DG NF Northeast 1, LLC (100%; Sole Member)
DG NF West Portfolio, LLC (100%; Sole Member)
DG NF West 1, LLC (100%; Sole Member)
DG New Jersey CS, LLC (100%; Sole Member)
DG New Jersey K Int Rooftop CS, LLC (100%; Sole Member)
DG New Jersey MSP CS, LLC (100%; Sole Member)
DG New Jersey THP Rooftop CS, LLC (100%; Sole Member)
DG New Mexico CS, LLC (100%; Sole Member)
DG New York CS, LLC (100%; Sole Member)
DG Carr Road, LLC (100%; Sole Member)
DG Coleman, LLC (100%; Sole Member)
DG Cooley, LLC (100%; Sole Member)
DG County Line, LLC (100%; Sole Member)
DG Eagle Creek, LLC (100%; Sole Member)
DG Gaines, LLC (100%; Sole Member)
DG Kenmore, LLC (100%; Sole Member)
DG Kirkland, LLC (100%; Sole Member)
DG Lake Road, LLC (100%; Sole Member)
DG LeRay, LLC (100%; Sole Member)
DG NY Collamer, LLC (100%; Sole Member)
DG New York CS III, LLC (100%; Sole Member)
DG New York CS IV, LLC (100%; Sole Member)
DG New York CS V, LLC (100%; Sole Member)
DG Oak Orchard, LLC (100%; Sole Member)

DG Oriskany Airport, LLC (100%; Sole Member)
DG Potsdam Solar, LLC (100%; Sole Member)
DG Riley Road, LLC (100%; Sole Member)
DG Royalton, LLC (100%; Sole Member)
DG Townline, LLC (100%; Sole Member)
DG Troupsburg, LLC (100%; Sole Member)
DG VEMV, LLC (100%; Sole Member)
DG Volney, LLC (100%; Sole Member)
DG Waterport, LLC (100%; Sole Member)
McMullen Road LLC (100%; Sole Member)
Pocatello Road LLC (100%; Sole Member)
Ticon Solar, LLC (100%; Sole Member)
DG Northeast 2020 Holdings, LLC (100%; Sole Member)
Sturbridge Road Solar Farm, LLC (100%; Sole Member)
DG Northeast Solar II, LLC (100%; Sole Member)
DG Northeast Solar III, LLC (100%; Sole Member)
DG Ohio CS, LLC (100%; Sole Member)
DG Fawn Lake, LLC (100%; Sole Member)
DG Mill Branch, LLC (100%; Sole Member)
DG Oregon CS I, LLC (100%; Sole Member)
DG Portfolio 2021 Funding, LLC (100%; Sole Member)
DG Portfolio 2021 Holdings, LLC (100%; Sole Member)
DG Portfolio 2021, LLC (100%; Sole Member)
DG Connecticut Solar III, LLC (100%; Sole Member)
DG Harvest Solar, LLC (100%; Sole Member)
DG LF Portfolio 2020, LLC (100%; Sole Member)
DG Massachusetts CS 2021, LLC (100%; Sole Member)
DG Minnesota CS 2021, LLC (100%; Sole Member)
DG New York CS II, LLC (100%; Sole Member)
DG Empire Bright, LLC (100%; Sole Member)
DG Empire Shine, LLC (100%; Sole Member)
DG Empire Sun, LLC (100%; Sole Member)
DG West Valley Solar, LLC (100%; Sole Member)
DG Northeast 21, LLC (100%; Sole Member)
DG West 2021, LLC (100%; Sole Member)
Orbit Bloom Energy, LLC (100%; Sole Member)
Wallingford Renewable Energy LLC (100%; Sole Member)
DG Portfolio 2023 Funding, LLC (100%; Sole Member)
DG Portfolio 2023 Holdings, LLC (100%; Sole Member)
DG Portfolio 2023, LLC (100%; Sole Member)
DG Empire Lumen 2023, LLC (100%; Sole Member)
Catskill View Solar, LLC (100%; Sole Member)
Claverack Creek Solar, LLC (100%; Sole Member)
Herrington Solar, LLC (100%; Sole Member)
Mohawk View Solar, LLC (100%; Sole Member)
Van Epps Solar, LLC (100%; Sole Member)
DG Harvest 2023, LLC (100%; Sole Member)
DG Fairleigh, LLC (100%; Sole Member)
DG North Brunswick Solar II, LLC (100%; Sole Member)
North Brunswick Solar LLC (100%; Sole Member)
DG Illinois CS 2023, LLC (100%; Sole Member)
DG Minnesota CS II, LLC (100%; Sole Member)
DG NY CS Garstar 2023, LLC (100%; Sole Member)
NSF Coventry Site 2, LLC (100%; Sole Member)
NSF Coventry Site 3, LLC (100%; Sole Member)
NSF Enfield Site 1, LLC (100%; Sole Member)
NSF Enfield Site 2, LLC (100%; Sole Member)

NSF Enfield Site 3, LLC (100%; Sole Member)
NSF Torrey Site 1, LLC (100%; Sole Member)
NSF Torrey Site 2, LLC (100%; Sole Member)
NSF Torrey Site 3, LLC (100%; Sole Member)
DG NY CS Seable 2023, LLC (100%; Sole Member)
Bodhi I Solar, LLC (100%; Sole Member)
Finchville Tpke LLC (100%; Sole Member)
Helios Energy New York 13 LLC (100%; Sole Member)
Rush Solar Farm 1, LLC (100%; Sole Member)
Trousdale Solar II, LLC (100%; Sole Member)
Trousdale Solar, LLC (100%; Sole Member)
DG NY CS Timelight 2023, LLC (100%; Sole Member)
DG Kendall, LLC (100%; Sole Member)
DG Moorman Creek, LLC (100%; Sole Member)
DG Niagara, LLC (100%; Sole Member)
DG Orleans, LLC (100%; Sole Member)
Helios Energy New York 2 LLC (100%; Sole Member)
Helios Energy New York 9 LLC (100%; Sole Member)
Lower Road II LLC (100%; Sole Member)
Lower Road III LLC (100%; Sole Member)
DG SB Portfolio, LLC (100%; Sole Member)
Solar Breakers LLC (100%; Sole Member)
DG West 2023, LLC (100%; Sole Member)
NextEra DG QOF Holdco, LLC (100%; Sole Member)
NextEra Qualified Opportunity Fund DG, LLC (1%; Managing Member)
NextEra Energy DG Qualified Opportunity Zone Business, LLC (99%; Member)
237 State Route 96 Site 1, LLC (100%; Sole Member)
237 State Route 96 Site 2, LLC (100%; Sole Member)
NextEra Energy DG Qualified Opportunity Zone Business, LLC (1%; Member)
237 State Route 96 Site 1, LLC (100%; Sole Member)
237 State Route 96 Site 2, LLC (100%; Sole Member)
NextEra Qualified Opportunity Fund DG, LLC (99%; Member)
NextEra Energy DG Qualified Opportunity Zone Business, LLC (99%; Member)
237 State Route 96 Site 1, LLC (100%; Sole Member)
237 State Route 96 Site 2, LLC (100%; Sole Member)
DG Rhode Island Solar, LLC (100%; Sole Member)
DG SB Holdings, LLC (100%; Sole Member)
DG Spartan Solar, LLC (100%; Sole Member)
DG Vermont Solar, LLC (100%; Sole Member)
DG Bella II, LLC (100%; Sole Member)
DG Halladay I, LLC (100%; Sole Member)
DG Halladay II, LLC (100%; Sole Member)
DG Virginia CS, LLC (100%; Sole Member)
DG Colonial, LLC (100%; Sole Member)
DG West 1, LLC (100%; Sole Member)
DG Rodeo Solar, LLC (100%; Sole Member)
DG West Holdings, LLC (100%; Sole Member)
DG ACWD I, LLC (100%; Sole Member)
DG Alameda, LLC (100%; Sole Member)
DG Bruin, LLC (100%; Sole Member)
DG Buffalo Energy Storage, LLC (100%; Sole Member)
DG Colton Slover, LLC (100%; Sole Member)
DG Colton, LLC (100%; Sole Member)
DG Gerber Road Sacramento, LLC (100%; Sole Member)
DG Kern Ridge, LLC (100%; Sole Member)
DG Lana'i, LLC (100%; Sole Member)
DG Port Arthur, LLC (100%; Sole Member)

DG San Ardo, LLC (100%; Sole Member)
DG Sundale, LLC (100%; Sole Member)
DG WM Simi, LLC (100%; Sole Member)
DG Willowbrook, LLC (100%; Sole Member)
DG Wood River, LLC (100%; Sole Member)
DG Woodbury Solar, LLC (100%; Sole Member)
GSA 2024 Portfolio, LLC (100%; Sole Member)
DG GSA Solar, LLC (100%; Sole Member)
GSA Solar, LLC (100%; Sole Member)
Old Mill Holdings, LLC (100%; Sole Member)
Old Mill Solar Partners, LLC (100%; Sole Member)
Smart Energy Capital, LLC (100%; Sole Member)
Lakeco Holding, LLC (100%; Sole Member)
SEC Amherst Solar One, LLC (100%; Sole Member)
SEC ESSD Solar One, LLC (100%; Sole Member)
SEC MC Solar One, LLC (100%; Sole Member)
SEC PASD Solar One, LLC (100%; Sole Member)
SEC SUSD Solar One, LLC (100%; Sole Member)
TES Cove Solar 23 LLC (100%; Sole Member)
TES Sports Solar 23 LLC (100%; Sole Member)
UniEnergy Properties II, LLC (100%; Sole Member)
DG BOT Construction, LLC (100%; Sole Member)
DG Mariposa Contractor, LLC (100%; Sole Member)
DG Primrose Nail, LLC (100%; Sole Member)
DG Stockton S Austin, LLC (100%; Sole Member)
DG BOT O&M Services, LLC (100%; Sole Member)
DG Build Transfer Holdings, LLC (100%; Sole Member)
DG Angleton, LLC (100%; Sole Member)
DG Arlington, LLC (100%; Sole Member)
DG Barton, LLC (100%; Sole Member)
DG Blooming Grove Solar, LLC (100%; Sole Member)
DG Egypt, LLC (100%; Sole Member)
DG Kosci, LLC (100%; Sole Member)
Gentry Solar, LLC (100%; Sole Member)
Lowell Solar, LLC (100%; Sole Member)
DG CHP Holdings, LLC (100%; Sole Member)
DG CHP NJ I, LLC (100%; Sole Member)
DG CHP NJ II, LLC (100%; Sole Member)
DG Concession Holdings, LLC (100%; Sole Member)
Gator Campus Energy, LLC (100%; Sole Member)
DG Development & Acquisition, LLC (100%; Sole Member)
DG Fuel Cell, LLC (100%; Sole Member)
DG Investment Holdings, LLC (100%; Sole Member)
DG Portfolio Acquisition, LLC (100%; Sole Member)
DG Project Construction Co., LLC (100%; Sole Member)
Linear DG, LLC (100%; Sole Member)
Linear Portfolio, LLC (100%; Sole Member)
DG Linear West I, LLC (100%; Sole Member)
DG MSPG KR, LLC (100%; Sole Member)
Mobility Energy Holdings, LLC (100%; Sole Member)
Greenlane Infrastructure, LLC (33.3333%; Member)
Greenlane Operations, LLC (100%; Sole Member)
Greenlane Real Estate Acquisition LLC (100%; Sole Member)
Juno Baker, LLC (100%; Sole Member)
Juno Barstow, LLC (100%; Sole Member)
Juno Colton, LLC (100%; Sole Member)
PBNJ Acquisitions, LLC (100%; Sole Member)

elQ Mobility, Inc. (100%; Shareholder)
NextEra Mobility, LLC (100%; Sole Member)
Bay Eport 1, LLC (100%; Sole Member)
Mobility Infrastructure Contracting, LLC (100%; Sole Member)
Mobility Infrastructure Development, LLC (100%; Sole Member)
Mobility Infrastructure, LLC (100%; Sole Member)
NYC EPort 1, LLC (100%; Sole Member)
SOCAL EPort 1, LLC (100%; Sole Member)
SoCal Eport II, LLC (100%; Sole Member)
elQ Advisors, LLC (100%; Sole Member)
Day County Wind II, LLC (100%; Sole Member)
Day County Wind, LLC (100%; Sole Member)
Decatur Energy Storage, LLC (100%; Sole Member)
Declaration Energy Center, LLC (100%; Sole Member)
Delta Bobcat Solar, LLC (100%; Sole Member)
Descendant Ranch Energy Center, LLC (100%; Sole Member)
Desert Peak Energy Storage III, LLC (100%; Sole Member)
Desert Sands Energy Storage I, LLC (100%; Sole Member)
Desert Sands Energy Center, LLC (50%; Member)
Desert Sands Energy Storage II, LLC (100%; Sole Member)
Desert Sands Energy Center, LLC (50%; Member)
Dew Drop Solar, LLC (100%; Sole Member)
Diamondback Solar, LLC (100%; Sole Member)
Dinosolar Holdings, LLC (100%; Sole Member)
Dinosolar, LLC (100%; Sole Member)
Dissolution Solutions (DE), LLC (100%; Sole Member)
Callahan Wind, LLC (100%; Sole Member)
FPL Energy Horse Hollow Wind II, LLC (100%; Sole Member)
Horse Hollow Wind, LLC (100%; Sole Member)
Monarch Wind Funding, LLC (100%; Sole Member)
Nokota Wind Funding, LLC (100%; Sole Member)
Pacific Plains Wind Funding, LLC (100%; Sole Member)
Pacific Plains Wind Holdings, LLC (100%; Sole Member)
Pacific Plains Wind Portfolio, LLC (100%; Sole Member)
Palomino Wind Funding, LLC (100%; Sole Member)
South Texas Wind Holdings, LLC (100%; Sole Member)
White Oak Energy Backleverage Holding, LLC (100%; Sole Member)
White Oak Energy Funding Holding, LLC (100%; Sole Member)
White Oak B Company, LLC (100%; Sole Member)
White Oak Energy Funding, LLC (100%; Sole Member)
Diver Solar, LLC (100%; Sole Member)
Dodge County Wind, LLC (100%; Sole Member)
Dodge Flat Energy Center, LLC (100%; Sole Member)
Dodge Flat Energy Storage, LLC (100%; Sole Member)
Dog Valley Solar, LLC (100%; Sole Member)
Dogwood Wind Funding II, LLC (100%; Sole Member)
Dogwood-Newberry Solar, LLC (100%; Sole Member)
Dominguez Grid II, LLC (100%; Sole Member)
Dooly Solar, LLC (100%; Sole Member)
Dos Palmas Energy Storage, LLC (100%; Sole Member)
Dothan Solar, LLC (100%; Sole Member)
Dry Falls Energy Center, LLC (100%; Sole Member)
Dry Lake East Energy Center II, LLC (100%; Sole Member)
Dry Lake East Energy Center, LLC (100%; Sole Member)
Dry Lake East Energy Storage I, LLC (100%; Sole Member)
Dry Lake East Energy Storage II, LLC (100%; Sole Member)
Duane Arnold Solar Holdings, LLC (100%; Sole Member)

Dunn Wind, LLC (100%; Sole Member)
Dunns Bridge Holdings II, LLC (100%; Sole Member)
Dunns Bridge Holdings, LLC (100%; Sole Member)
Dunns Bridge Solar II, LLC (100%; Sole Member)
Dunns Bridge Solar LLC (100%; Sole Member)
ESI Altamont Acquisitions, Inc. (100%; Shareholder)
Green Ridge Power LLC (100%; Sole Member)
Altamont Infrastructure Company LLC (16.68%; Managing Member)
U. S. Windpower Transmission Corporation (100%; Shareholder)
USW Land Corporation (100%; Shareholder)
ESI Bay Area GP, Inc. (100%; Shareholder)
Windpower Partners 1990, L.P. (1%; General Partner)
Altamont Infrastructure Company LLC (12.56%; Member)
U. S. Windpower Transmission Corporation (100%; Shareholder)
Windpower Partners 1991, L.P. (1%; General Partner)
Altamont Infrastructure Company LLC (22.05%; Member)
U. S. Windpower Transmission Corporation (100%; Shareholder)
KW San Gorgonio Transmission, Inc. (100%; Shareholder)
Windpower Partners 1991-2, L.P. (1%; General Partner)
Altamont Infrastructure Company LLC (25.79%; Member)
U. S. Windpower Transmission Corporation (100%; Shareholder)
Windpower Partners 1992, L.P. (1%; General Partner)
Altamont Infrastructure Company LLC (22.92%; Member)
U. S. Windpower Transmission Corporation (100%; Shareholder)
ESI Bay Area, Inc. (100%; Shareholder)
Windpower Partners 1990, L.P. (99%; Limited Partner)
Altamont Infrastructure Company LLC (12.56%; Member)
U. S. Windpower Transmission Corporation (100%; Shareholder)
Windpower Partners 1991, L.P. (99%; Limited Partner)
Altamont Infrastructure Company LLC (22.05%; Member)
U. S. Windpower Transmission Corporation (100%; Shareholder)
KW San Gorgonio Transmission, Inc. (100%; Shareholder)
Windpower Partners 1991-2, L.P. (99%; Limited Partner)
Altamont Infrastructure Company LLC (25.79%; Member)
U. S. Windpower Transmission Corporation (100%; Shareholder)
Windpower Partners 1992, L.P. (99%; Limited Partner)
Altamont Infrastructure Company LLC (22.92%; Member)
U. S. Windpower Transmission Corporation (100%; Shareholder)
ESI Mojave LLC (99%; Member)
ESI Mojave, Inc. (100%; Shareholder)
ESI Mojave LLC (1%; Managing Member)
ESI Northeast Energy LP, LLC (100%; Sole Member)
ESI Northeast Energy GP, LLC (100%; Sole Member)
Northeast Energy, LP (2%; General Partner)
Northeast Energy Associates, A Limited Partnership (98%; Limited Partner)
Northeast Energy Associates, A Limited Partnership (1%; General Partner)
Northeast Energy, LLC (100%; Sole Member)
Northeast Energy Associates, A Limited Partnership (1%; Limited Partner)
New Mexico Energy Investments, LLC (99%; Member)
FPL Energy New Mexico Wind Holdings II, LLC (100%; Sole Member)
FPL Energy New Mexico Wind II, LLC (100%; Sole Member)
FPL Energy New Mexico Wind Financing, LLC (100%; Sole Member)
FPL Energy New Mexico Holdings, LLC (100%; Sole Member)
FPL Energy New Mexico Wind, LLC (100%; Sole Member)
New Mexico Wind Investments, LLC (100%; Sole Member)
New Mexico Energy Investments, LLC (1%; Member)
FPL Energy New Mexico Wind Holdings II, LLC (100%; Sole Member)

FPL Energy New Mexico Wind II, LLC (100%; Sole Member)
 FPL Energy New Mexico Wind Financing, LLC (100%; Sole Member)
 FPL Energy New Mexico Holdings, LLC (100%; Sole Member)
 FPL Energy New Mexico Wind, LLC (100%; Sole Member)
 NextEra Energy New Mexico Operating Services, LLC (100%; Sole Member)
 North American Power Systems, LLC (100%; Sole Member)
 NAPS Wind, LLC (100%; Sole Member)
 Northeast Energy, LP (98%; Limited Partner)
 Northeast Energy Associates, A Limited Partnership (98%; Limited Partner)
 Northeast Energy Associates, A Limited Partnership (1%; General Partner)
 Northeast Energy, LLC (100%; Sole Member)
 Northeast Energy Associates, A Limited Partnership (1%; Limited Partner)
 ESI Northeast Fuel Management, Inc. (100%; Shareholder)
 ESI Tehachapi Acquisitions, Inc. (100%; Shareholder)
 WindCo LLC (100%; Sole Member)
 Altamont Power LLC (100%; Sole Member)
 EV Battery Storage, LLC (100%; Sole Member)
 Eagle Crest Energy Acquisitions, LLC (100%; Sole Member)
 Eagle Crest Energy Company (70%; Shareholder)
 Eagle Road Solar, LLC (100%; Sole Member)
 East Field Energy Storage, LLC (100%; Sole Member)
 Echo Divide Wind Holdings, LLC (100%; Sole Member)
 Echo Divide Wind, LLC (100%; Sole Member)
 Edmondson Ranch Wind Holdings, LLC (100%; Sole Member)
 Elk City II Wind Holdings, LLC (100%; Sole Member)
 Elk City II Wind, LLC (100%; Sole Member)
 Elk City Wind Holdings III, LLC (100%; Sole Member)
 Elk City Wind III, LLC (100%; Sole Member)
 Elk Mountain Wind Energy, LLC (100%; Sole Member)
 Ellwood Energy Center, LLC (100%; Sole Member)
 Eloy Valley Energy Center II, LLC (100%; Sole Member)
 Eloy Valley Energy Center III, LLC (100%; Sole Member)
 Eloy Valley Energy Center, LLC (100%; Sole Member)
 Emerald Breeze Funding, LLC (100%; Sole Member)
 Emerald Breeze Holdings, LLC (100%; Class B Member)
 Emerald Breeze Class A Holdings, LLC (100%; Sole Member)
 Emerald Breeze, LLC (100%; Class A Member)
 Appaloosa Run Wind, LLC (100%; Sole Member)
 Eight Point Wind, LLC (100%; Sole Member)
 Great Prairie Wind, LLC (100%; Sole Member)
 Yellow Pine Solar, LLC (100%; Sole Member)
 Yellow Pine Solar Interconnect, LLC (50%; Managing Member)
 Emmons-Logan Energy Storage, LLC (100%; Sole Member)
 Emmons-Logan Wind Funding, LLC (100%; Sole Member)
 Emmons-Logan Wind Holdings, LLC (100%; Sole Member)
 Emmons-Logan Wind Class A Holdings, LLC (100%; Sole Member)
 Emmons-Logan Wind, LLC (5%; Managing Member)
 Emmons-Logan Wind Interconnection, LLC (100%; Sole Member)
 Emmons-Logan Wind Portfolio, LLC (100%; Sole Member)
 Emmons-Logan Wind, LLC (95%; Class A Tax Equity Member)
 Emmons-Logan Wind Interconnection, LLC (100%; Sole Member)
 Emmons-Logan Wind II, LLC (100%; Sole Member)
 Energy Storage Holdings, LLC (100%; Sole Member)
 Energy Storage Systems Holdings, LLC (100%; Sole Member)
 Energy Storage Projects (Distributed), LLC (100%; Sole Member)
 DG Nebraska Energy Storage, LLC (100%; Sole Member)
 DG New York Energy Storage, LLC (100%; Sole Member)

Distributed Energy Storage Associates, LLC (100%; Sole Member)
 Energy Storage Projects (Distributed) Portfolio, LLC (100%; Sole Member)
 CA BTM Energy Storage, LLC (100%; Sole Member)
 CA Energy Storage Holdings, LLC (100%; Sole Member)
 Mars Energy Storage 1 LLC (100%; Sole Member)
 Mars Energy Storage 2 LLC (100%; Sole Member)
 Mars Energy Storage 3 LLC (100%; Sole Member)
 Mars Energy Storage 4 LLC (100%; Sole Member)
 Kepler Energy Storage, LLC (100%; Sole Member)
 New England Energy Storage, LLC (100%; Sole Member)
 Orange County Distributed Energy Storage I, LLC (100%; Sole Member)
 Orange County Distributed Energy Storage II, LLC (100%; Sole Member)
 ZNE Energy Storage, LLC (100%; Sole Member)
 Energy Storage Projects (Utility), LLC (100%; Sole Member)
 Blue Summit Storage, LLC (100%; Sole Member)
 Blue Summit Interconnection, LLC (25%; Member)
 Corby Energy Storage, LLC (100%; Sole Member)
 North Bay Interconnect, LLC (43%)
 Goleta Grove Energy Storage, LLC (100%; Sole Member)
 Gopher Energy Storage, LLC (100%; Sole Member)
 Kola Energy Storage, LLC (100%; Sole Member)
 Minuteman Energy Storage, LLC (100%; Sole Member)
 Pima Energy Storage System, LLC (100%; Sole Member)
 Quitman Energy Storage, LLC (100%; Sole Member)
 Southwest Atlanta Energy Storage, LLC (100%; Sole Member)
 Equinox Energy Center, LLC (100%; Sole Member)
 Erath County Solar, LLC (100%; Sole Member)
 Espresso Energy Storage, LLC (100%; Sole Member)
 FPL Energy Mojave Operating Services, LLC (100%; Sole Member)
 FPL Energy Morwind, LLC (100%; Sole Member)
 FPL Energy National Wind Investments, LLC (100%; Sole Member)
 FPL Energy National Wind Portfolio, LLC (100%; Sole Member)
 FPL Energy National Wind Holdings, LLC (100%; Sole Member)
 FPL Energy National Wind, LLC (100%; Sole Member)
 ESI Vansycle GP, Inc. (100%; Shareholder)
 ESI Vansycle Partners, L.P. (1%; General Partner)
 ESI Vansycle LP, Inc. (100%; Shareholder)
 ESI Vansycle Partners, L.P. (99%; Limited Partner)
 FPL Energy North Dakota Wind II, LLC (100%; Sole Member)
 FPL Energy North Dakota Wind, LLC (100%; Sole Member)
 FPL Energy Oklahoma Wind, LLC (100%; Sole Member)
 FPL Energy Sooner Wind, LLC (100%; Sole Member)
 FPL Energy South Dakota Wind, LLC (100%; Sole Member)
 FPL Energy New York, LLC (100%; Sole Member)
 FPL Energy SEGS III-VII GP, LLC (100%; Sole Member)
 Kramer Junction Solar Funding, LLC (50%; Managing Member)
 Luz Solar Partners Ltd., III, a California Limited Partnership (1.233%; General Partner)
 Luz Solar Partners Ltd., IV, a California Limited Partnership (0.833%; General Partner)
 Luz Solar Partners Ltd., V, a California Limited Partnership (0.833%; General Partner)
 Luz Solar Partners Ltd., VI, a California Limited Partnership (0.833%; General Partner)
 Luz Solar Partners Ltd., VII, a California Limited Partnership (0.929%; General Partner)
 FPL Energy SEGS III-VII LP, LLC (100%; Sole Member)
 Kramer Junction Solar Funding, LLC (50%; Member)
 Luz Solar Partners Ltd., III, a California Limited Partnership (98.1433%; Limited Partner)
 Luz Solar Partners Ltd., IV, a California Limited Partnership (86.9418%; Limited Partner)
 Luz Solar Partners Ltd., V, a California Limited Partnership (93.3128%; Limited Partner)

Luz Solar Partners Ltd., VI, a California Limited Partnership (90.3293%; Limited Partner)
Luz Solar Partners Ltd., VII, a California Limited Partnership (98.9897%; Limited Partner)
FPL Energy Solar Partners III-VII, LLC (100%; Sole Member)
FPL Energy Stateline II Holdings, LLC (100%; Sole Member)
FPL Energy Stateline II, Inc. (100%; Shareholder)
FPL Energy Texas Keir, LLC (100%; Sole Member)
FPL Energy Texas Wind Marketing, LLC (100%; Sole Member)
FPL Energy Texas, LLC (100%; Sole Member)
FPL Energy Tyler Texas LP, LLC (100%; Sole Member)
Delaware Mountain Wind Farm, LLC (100%; Sole Member)
FPL Energy Pecos Wind I, LLC (100%; Sole Member)
FPL Energy Pecos Wind II, LLC (100%; Sole Member)
Indian Mesa Wind Farm, LLC (100%; Sole Member)
La Frontera Ventures, LLC (100%; Sole Member)
Lamar Power Partners II, LLC (100%; Sole Member)
FPL Energy VG Wind, LLC (100%; Sole Member)
FPL Energy Wind Funding Holdings, LLC (100%; Sole Member)
FPL Energy Wind Funding, LLC (100%; Sole Member)
FPL Energy Wind Financing, LLC (100%; Sole Member)
FPL Energy American Wind Holdings, LLC (100%; Sole Member)
FPL Energy American Wind, LLC (100%; Sole Member)
ESI West Texas Energy LP, LLC (100%; Sole Member)
West Texas Wind Energy Partners, L.P. (99%; Limited Partner)
ESI West Texas Energy, Inc. (100%; Shareholder)
West Texas Wind Energy Partners, L.P. (1%; General Partner)
FPL Energy Hancock County Wind, LLC (100%; Sole Member)
Hawkeye Power Partners, LLC (100%; Sole Member)
FPLE Texas Wind I, LLC (100%; Sole Member)
FRP Caldwell Solar, LLC (100%; Sole Member)
FRP Forest Trail Solar, LLC (100%; Sole Member)
FRP Miller Solar, LLC (100%; Sole Member)
FRP Peterson Solar, LLC (100%; Sole Member)
Fairfield Solar II, LLC (100%; Sole Member)
Fairfield Solar, LLC (100%; Sole Member)
Fairview Energy Storage, LLC (100%; Sole Member)
Fairview Solar Holdings, LLC (100%; Sole Member)
BT Fairview Solar, LLC (100%; Sole Member)
Firewheel Holdings, LLC (100%; Sole Member)
Flanagan Solar, LLC (100%; Sole Member)
Flatland Energy Storage, LLC (100%; Sole Member)
Flatland Solar Holdings, LLC (100%; Sole Member)
Flatland Solar Energy, LLC (100%; Sole Member)
Florida Renewable Partners Holdings, LLC (100%; Sole Member)
Florida Renewable Partners, LLC (100%; Sole Member)
Fort White PV1, LLC (100%; Sole Member)
LMR Solar, LLC (100%; Sole Member)
McIntosh Solar, LLC (100%; Sole Member)
Forest Trace Solar, LLC (100%; Sole Member)
Fountain Rock Energy, LLC (100%)
Four Sisters Energy Center, LLC (100%; Sole Member)
Four Sisters Wind, LLC (100%; Sole Member)
Fox Solar, LLC (100%; Sole Member)
Foxtrot TE Holdings, LLC (100%; Class B Member)
Foxtrot TE Holdings, LLC (100%; Class A Member)
Foxtrot TE Portfolio, LLC (100%; Sole Member)
Foxtrot Wind Funding, LLC (100%; Sole Member)

Foxtrot Wind Holdings, LLC (100%; Sole Member)
Fruitridge Solar, LLC (100%; Sole Member)
Fulton Wind, LLC (100%; Sole Member)
Funston Solar, LLC (100%; Sole Member)
Fusion Solar, LLC (100%; Sole Member)
 Core Solar SPV VII, LLC (100%; Sole Member)
 Core Solar SPV XIX, LLC (100%; Sole Member)
 Dallas County Solar, LLC (100%; Sole Member)
 Perry County Solar, LLC (100%; Sole Member)
GR Bage (FL), Inc. (100%; Shareholder)
Galesburg Wind Holdings, LLC (100%; Sole Member)
 Knox County Wind Farm LLC (100%; Sole Member)
Garden City Solar, LLC (100%; Sole Member)
Garnet Energy Center, LLC (100%; Sole Member)
Garrison Butte Holdings, LLC (100%; Sole Member)
 Garrison Butte Wind, LLC (100%; Sole Member)
Gateway Energy Center Holdings, LLC (100%; Sole Member)
Gather Energy Storage, LLC (100%; Sole Member)
Geaux Solar, LLC (100%; Sole Member)
Generation Repair and Service, LLC (100%; Sole Member)
Georgia Longleaf Solar 1, LLC (100%; Sole Member)
Gila Holdings, LLC (100%; Sole Member)
Gila Transmission, LLC (100%; Sole Member)
Glendive Wind, LLC (100%; Sole Member)
Glennville Solar, LLC (100%; Sole Member)
Goat Rock Solar, LLC (100%; Sole Member)
Golden Hills Energy Storage, LLC (100%; Sole Member)
Golden Horizon Funding, LLC (100%; Sole Member)
 Golden Horizon Holdings, LLC (100%; Sole Member)
 Golden Horizon Portfolio Holdings, LLC (100%; Sole Member)
 Golden Horizon Class A Holdings, LLC (100%; Sole Member)
 Golden Horizon Renewables, LLC (100%; Class A Member)
 Big Cypress Solar, LLC (100%; Sole Member)
 Big Cypress Solar Holdings, LLC (100%; Sole Member)
 Chesapeake Solar Project, LLC (100%; Sole Member)
 Golden Horizon Portfolio, LLC (100%; Class A Member)
 Neptune Energy Center, LLC (100%; Sole Member)
 Thunder Wolf Energy Center, LLC (100%; Sole Member)
 Golden Horizon Portfolio, LLC (100%; Class B Member)
 Neptune Energy Center, LLC (100%; Sole Member)
 Thunder Wolf Energy Center, LLC (100%; Sole Member)
Golden Sage Solar, LLC (100%; Sole Member)
Golden Winds Funding, LLC (100%; Sole Member)
 Golden Winds Holdings, LLC (100%; Sole Member)
 Golden Winds, LLC (100%; Sole Member)
Goldenrod Solar, LLC (100%; Sole Member)
 New Madrid Solar, LLC (100%; Sole Member)
 Sidney Solar, LLC (100%; Sole Member)
Gordon Evans Energy Storage, LLC (100%; Sole Member)
Grace Orchard Energy Center, LLC (100%; Sole Member)
Grace Orchard Solar II, LLC (100%; Sole Member)
Grace Orchard Solar III, LLC (100%; Sole Member)
Grant County Solar Holdings, LLC (100%; Sole Member)
Grant Park Wind Holdings, LLC (100%; Sole Member)
Grass Lake Solar Project, LLC (100%; Sole Member)
Gray County Wind Energy, LLC (100%; Sole Member)
Grayhawk Wind Holdings, LLC (100%; Sole Member)

Grayhawk Wind Class A Holdings, LLC (100%; Sole Member)
Grayhawk Wind, LLC (5%; Class A Member)
Gray County Wind, LLC (100%; Sole Member)
Hancock County Wind, LLC (100%; Sole Member)
Oliver Wind I, LLC (100%; Sole Member)
Sponsor Holdings, LLC (100%; Sole Member)
Grayhawk Wind, LLC (95%; Class A Member)
Gray County Wind, LLC (100%; Sole Member)
Hancock County Wind, LLC (100%; Sole Member)
Oliver Wind I, LLC (100%; Sole Member)
Great Prairie Wind II, LLC (100%; Sole Member)
Great Prairie Wind III, LLC (100%; Sole Member)
Greeley Energy Storage, LLC (100%; Sole Member)
Greeley Wind Holdings, LLC (100%; Sole Member)
Greeley Wind Nebraska, LLC (100%; Sole Member)
Greeley Wind II, LLC (100%; Sole Member)
Green Hydrogen Holdings, LLC (100%; Sole Member)
DG H2CA, LLC (100%; Sole Member)
Gila Hydrogen, LLC (100%; Sole Member)
Green Hydrogen Germany GP GmbH (100%; Sole Member)
Green Hydrogen Germany GmbH & Co, KG (100%; General Partner)
Green Hydrogen Germany GmbH & Co, KG (100%; Limited Partner)
Green Pinnacle Holdings, LLC (100%)
TX Energy Dev, LLC (100%; Sole Member)
Green Light Wind Holdings, LLC (100%; Sole Member)
Rock County Energy, LLC (100%; Sole Member)
Green Mallard Solar, LLC (100%; Sole Member)
Green Mountain Storage, LLC (100%; Sole Member)
Green Power CA Holdings, LLC (100%; Sole Member)
FPL Energy Green Power Wind, LLC (100%; Sole Member)
Green Racer Wind Holdings, LLC (100%; Sole Member)
Green Racer Wind, LLC (100%; Sole Member)
Ensign Wind, LLC (100%; Sole Member)
Green Ridge Services LLC (100%; Sole Member)
Green River Solar Holdings, LLC (100%; Member)
Greenbrier Solar, LLC (100%; Sole Member)
Greenlee Solar, LLC (100%; Sole Member)
Greensboro Solar Center, LLC (100%; Sole Member)
Greer Solar, LLC (100%; Sole Member)
Griffith Energy Storage, LLC (100%; Sole Member)
Gruver Wind Interconnection, LLC (100%; Sole Member)
Gruver Wind, LLC (100%; Sole Member)
Guardian Solar, LLC (100%; Sole Member)
Guthrie Solar, LLC (100%; Sole Member)
Gypsum Wind, LLC (100%; Sole Member)
HWFII, LLC (100%; Sole Member)
Heartland Wind Funding, LLC (100%; Sole Member)
Heartland Wind Holding, LLC (100%; Sole Member)
Heartland Wind, LLC (100%; Sole Member)
Crystal Lake Wind, LLC (100%; Sole Member)
Hackberry Creek Solar, LLC (100%; Sole Member)
Hale Wind Energy II, LLC (100%; Sole Member)
Hale Wind Energy III, LLC (100%; Sole Member)
Hale Wind Energy, LLC (100%; Sole Member)
Harbine Energy Center, LLC (100%; Sole Member)
Harquahala Flats Energy Storage II, LLC (100%; Sole Member)
Harquahala Flats Holdings, LLC (100%; Sole Member)

Harquahala Flats Energy Storage, LLC (100%; Sole Member)
Harrison MO Solar, LLC (100%; Sole Member)
Hart Wind Holdings, LLC (100%; Sole Member)
Hartland Energy Storage, LLC (100%; Sole Member)
Hartland North Dakota Wind, LLC (100%; Sole Member)
Hester Hill Solar, LLC (100%; Sole Member)
Hickerson Energy Storage, LLC (100%; Sole Member)
Hickerson Solar Holdings, LLC (100%; Sole Member)
High Bluff Solar, LLC (100%; Sole Member)
High Desert Land Acquisition LLC (100%; Member)
High Lonesome Mesa Wind Holdings, LLC (100%; Sole Member)
High Lonesome Mesa, LLC (100%; Sole Member)
High Majestic II Funding, LLC (100%; Sole Member)
High Majestic II Wind Properties, LLC (100%; Class B Tax Equity Member)
High Majestic II Holdings, LLC (100%; Sole Member)
High Majestic II Wind Properties, LLC (100%; Class A Tax Equity Member)
High Point Wind, LLC (100%; Sole Member)
High Spring Energy Holdings, LLC (100%; Sole Member)
High Spring Grid, LLC (100%; Sole Member)
High Spring Land Enterprises, LLC (100%; Sole Member)
High Spring Solar Energy II, LLC (100%; Sole Member)
High Spring Solar Energy, LLC (100%; Sole Member)
High Tree Solar, LLC (100%; Sole Member)
High Winds Energy Storage, LLC (100%; Sole Member)
Hinton Creek Solar II, LLC (100%; Sole Member)
Hinton Creek Solar, LLC (100%; Sole Member)
Holly Ridge Energy Center, LLC (100%; Sole Member)
Hope Energy Center, LLC (100%; Sole Member)
Wild Plains Wind Project, LLC (100%; Sole Member)
Horse Hollow Wind III Energy Storage, LLC (100%; Sole Member)
Horse Ridge TE Portfolio, LLC (100%; Sole Member)
Horse Ridge TE Holdings, LLC (100%; Class B Member)
Horse Ridge Wind Class A Holdings, LLC (100%; Sole Member)
Horse Ridge Wind, LLC (5%; Managing Member)
Cap Ridge Wind II, LLC (100%; Sole Member)
Cap Ridge Interconnection, LLC (27%; Member)
Horse Hollow Wind II, LLC (100%; Sole Member)
Horse Hollow Wind IV, LLC (100%; Sole Member)
Horse Ridge Wind Portfolio, LLC (100%; Sole Member)
Horse Ridge Wind, LLC (95%; Class A Tax Equity Member)
Cap Ridge Wind II, LLC (100%; Sole Member)
Cap Ridge Interconnection, LLC (27%; Member)
Horse Hollow Wind II, LLC (100%; Sole Member)
Horse Hollow Wind IV, LLC (100%; Sole Member)
Horse Ridge Wind, LLC (100%; Class B Tax Equity Member)
Cap Ridge Wind II, LLC (100%; Sole Member)
Cap Ridge Interconnection, LLC (27%; Member)
Horse Hollow Wind II, LLC (100%; Sole Member)
Horse Hollow Wind IV, LLC (100%; Sole Member)
Horseshoe Lake Solar, LLC (100%; Sole Member)
Houma Solar, LLC (100%; Sole Member)
Hubbard II Energy Storage, LLC (100%; Sole Member)
Hubbard Wind II, LLC (100%; Sole Member)
Hudson Falls Funding, LLC (100%; Sole Member)
Hudson Falls Holdings, LLC (100%; Sole Member)
Hudson Falls Bonus, LLC (100%; Sole Member)
Hudson Falls MACRS, LLC (100%; Sole Member)

Hudson Falls ADS, LLC (100%; Sole Member)
Appleseed Solar, LLC (100%; Sole Member)
Flat Fork Solar, LLC (100%; Sole Member)
Hart Wind Project, LLC (100%; Sole Member)
Roaring Springs Solar, LLC (100%; Sole Member)
Sebree Solar, LLC (100%; Sole Member)
Hugoton Wind, LLC (100%; Sole Member)
Huron Wind, LLC (100%; Sole Member)
Hutt Wind Holdings, LLC (100%; Sole Member)
Hyperion IX, Inc. (100%; Shareholder)
HLC IX Company (100%; Shareholder)
Hyperion VIII, Inc. (100%; Shareholder)
Harper Lake Company VIII (100%; Shareholder)
Independence Solar Energy, LLC (100%; Sole Member)
Inertia Interconnect, LLC (100%; Sole Member)
Inertia Portfolio, LLC (100%; Sole Member)
Inertia Energy Storage, LLC (100%; Sole Member)
Inertia WS Holdings, LLC (100%; Sole Member)
Inertia Solar Project, LLC (100%; Sole Member)
Iron City Solar, LLC (100%; Sole Member)
Isanti County Energy Storage, LLC (100%; Sole Member)
Ivy Solar, LLC (100%; Sole Member)
J-HAJ Entourage, LLC (100%; Sole Member)
Jackalope Wind II Holdings, LLC (100%; Sole Member)
Jackalope Wind II, LLC (100%; Sole Member)
Jackalope Wind, LLC (100%; Sole Member)
Jackson Solar Energy, LLC (100%; Sole Member)
Jasper White Wind, LLC (100%; Sole Member)
Jefferson County Solar, LLC (100%; Sole Member)
Jeffrey Solar, LLC (100%; Sole Member)
Joplin Solar, LLC (100%; Sole Member)
Kaufman Solar, LLC (100%; Sole Member)
Keay Brook Energy Center, LLC (100%; Sole Member)
Keene Branch Solar, LLC (100%; Sole Member)
Kennebec Solar, LLC (100%; Sole Member)
Kenockee Energy Storage, LLC (100%; Sole Member)
Key Energy Storage, LLC (100%; Sole Member)
Keystone State Renewables, LLC (100%; Sole Member)
Kinderwood BPE, LLC (100%; Sole Member)
Kinderwood Wind, LLC (100%; Class B Tax Equity Member)
Indian Mesa Wind, LLC (100%; Sole Member)
King Mountain Upton Wind, LLC (100%; Sole Member)
Woodward Mountain Wind, LLC (100%; Sole Member)
Kinderwood Wind Funding, LLC (100%; Sole Member)
Kinderwood Wind Holdings, LLC (100%; Sole Member)
Kinderwood Wind, LLC (100%; Class A Tax Equity Member)
Indian Mesa Wind, LLC (100%; Sole Member)
King Mountain Upton Wind, LLC (100%; Sole Member)
Woodward Mountain Wind, LLC (100%; Sole Member)
King Mountain Energy Storage, LLC (100%; Sole Member)
King Mountain Solar, LLC (100%; Sole Member)
Kinnick Wind Funding, LLC (100%; Sole Member)
Kinnick Wind Holdings, LLC (100%; Sole Member)
Foxtrot Wind Class A Holdings, LLC (100%; Sole Member)
Foxtrot Wind, LLC (100%; Class A Member)
Blackwell Wind Energy, LLC (100%; Sole Member)
Crystal Lake Wind Energy III, LLC (100%; Sole Member)

Minco Wind Energy II, LLC (100%; Sole Member)
Minco Wind Interconnection Services, LLC (50%; Member)
Kinnick Wind Class A Holdings, LLC (100%; Sole Member)
Kinnick Wind, LLC (100%; Class A Tax Equity Member)
Crystal Lake Wind Energy I, LLC (100%; Sole Member)
Story County Wind, LLC (100%; Sole Member)
Vaquero Wind TE Portfolio Holdings, LLC (100%; Sole Member)
Vaquero TE Holdings, LLC (100%; Class A Member)
Vaquero Wind Class A Holdings, LLC (100%; Sole Member)
Vaquero Wind, LLC (100%; Class A Tax Equity Member)
Armadillo Flats Wind Project, LLC (100%; Sole Member)
Bonita Wind, LLC (100%; Sole Member)
Lorenzo Wind, LLC (100%; Sole Member)
Wildcat Ranch Wind Project, LLC (100%; Sole Member)
Vaquero TE Portfolio, LLC (100%; Sole Member)
Vaquero TE Holdings, LLC (100%; Class B Member)
Vaquero Wind Class A Holdings, LLC (100%; Sole Member)
Vaquero Wind, LLC (100%; Class A Tax Equity Member)
Armadillo Flats Wind Project, LLC (100%; Sole Member)
Bonita Wind, LLC (100%; Sole Member)
Lorenzo Wind, LLC (100%; Sole Member)
Wildcat Ranch Wind Project, LLC (100%; Sole Member)
Kinsella Energy Center, LLC (100%; Sole Member)
Kola Energy Storage II, LLC (100%; Sole Member)
Kola Energy Storage Portfolio, LLC (100%; Sole Member)
Kola Interconnect, LLC (100%; Sole Member)
Kolach Creek Wind, LLC (100%; Sole Member)
Kontiki Holdings, LLC (100%; Sole Member)
Krona Solar Holdings, LLC (100%; Sole Member)
LET Holdings, LLC (100%; Sole Member)
La Casa Wind, LLC (100%; Sole Member)
La Cygne Solar, LLC (100%; Sole Member)
La Osa Solar Holdings, LLC (100%; Sole Member)
Lacy Creek Energy Storage, LLC (100%; Sole Member)
Lacy Creek Holdings, LLC (100%; Sole Member)
Lacy Creek Windpower, LLC (100%; Sole Member)
Lake Manatee Solar, LLC (100%; Sole Member)
Lake Whitney Solar, LLC (100%; Sole Member)
Larksong Wind, LLC (100%; Sole Member)
Legacy Holdings Ventures, LLC (100%; Sole Member)
Legacy Renewables Holdings, LLC (100%; Sole Member)
Legacy Renewables, LLC (100%; Sole Member)
FPL Energy Upton Wind I, LLC (100%; Sole Member)
FPL Energy Upton Wind II, LLC (100%; Sole Member)
FPL Energy Upton Wind III, LLC (100%; Sole Member)
FPL Energy Upton Wind IV, LLC (100%; Sole Member)
Legends Wind Funding, LLC (100%; Sole Member)
Legends Wind Holdings, LLC (100%; Sole Member)
Legends Wind, LLC (100%; Class B Tax Equity Member)
Steele Flats Wind Project, LLC (100%; Sole Member)
Legends Wind, LLC (100%; Class A Tax Equity Member)
Steele Flats Wind Project, LLC (100%; Sole Member)
Levy Lake Solar, LLC (100%; Sole Member)
Liberty Grand Solar, LLC (100%; Sole Member)
Little Ashdown Solar, LLC (100%; Sole Member)
Little Blue Wind II, LLC (100%; Sole Member)
Lock Energy Center, LLC (100%; Sole Member)

Logan Branch Solar, LLC (100%; Sole Member)
Lone Grove Energy Storage, LLC (100%; Sole Member)
Long Branch Solar, LLC (100%; Sole Member)
Long Island Energy Generation, LLC (100%; Sole Member)
 Barrett Repowering, LLC (100%; Sole Member)
 Island Park Energy Center, LLC (50%; Member)
Long Island Energy Storage Holdings, LLC (100%; Sole Member)
 LI Energy Storage System, LLC (50%; Member)
 East Hampton Energy Storage Center, LLC (100%; Sole Member)
 Montauk Energy Storage Center, LLC (100%; Sole Member)
Long Island Peaker Holdings, LLC (100%; Sole Member)
 Clean Energy Storage Systems, LLC (50%; Member)
Long Island Solar Holdings, LLC (100%; Sole Member)
 LI Solar Generation, LLC (50%; Member)
Longleaf Solar Funding, LLC (100%; Sole Member)
Longleaf Solar Holdings, LLC (100%; Sole Member)
 Longleaf Solar, LLC (95%; Class B Tax Equity Member)
 White Oak Solar, LLC (100%; Sole Member)
 White Pine Solar, LLC (100%; Sole Member)
 Longleaf Solar, LLC (100%; Class A Tax Equity Member)
 White Oak Solar, LLC (100%; Sole Member)
 White Pine Solar, LLC (100%; Sole Member)
Lotus Energy Center, LLC (100%; Sole Member)
Lovington Solar, LLC (100%; Sole Member)
Lucerne Solar, LLC (100%; Sole Member)
Lumberjack Pines Energy Center, LLC (100%; Sole Member)
Luz LP Acquisition, LLC (100%; Sole Member)
 Luz Solar Partners Ltd., IV, a California Limited Partnership (12.1712%; Limited Partner)
 Luz Solar Partners Ltd., V, a California Limited Partnership (4.1638%; Limited Partner)
 Luz Solar Partners Ltd., VI, a California Limited Partnership (8.8377%; Limited Partner)
MBWGD Holdings, LLC (100%; Sole Member)
Contra Costa Capital, LLC (100%; Sole Member)
MBWGD Investments, LLC (100%; Sole Member)
 ClearSky Power & Technology Fund I LLC (32.382%; Member)
 CSPTF I Powerphase LLC (100%; Sole Member)
 ClearSky Power & Technology Fund II LLC (47.062%; Member)
 CSPTF II Ubicquia LLC (100%; Sole Member)
 ClearSky Security Fund I LLC (24.768%; Member)
 CSF I Olive LLC (100%; Sole Member)
 CSF I Skout LLC (100%; Sole Member)
 Surry Capital LLC (37.163%; Member)
Mendocino Capital, LLC (100%; Sole Member)
 Mendocino Capital Acquisitions, LLC (100%; Sole Member)
Maclins Solar, LLC (100%; Sole Member)
Madrid Bend Solar, LLC (100%; Sole Member)
Magnolia State Solar, LLC (100%; Sole Member)
Magnolia Waves Funding, LLC (100%; Sole Member)
 Magnolia Waves Holdings, LLC (100%; Sole Member)
 Jackson Fuller Energy Storage, LLC (100%; Sole Member)
 Magnolia Waves Class A Holdings, LLC (100%; Member)
 Magnolia Waves, LLC (100%; Class A Member)
 Decatur Solar Energy Center, LLC (100%; Sole Member)
 Harmony Florida Solar II, LLC (100%; Sole Member)
 Storey Bend Solar, LLC (100%; Sole Member)
 Pluto Energy Storage, LLC (100%; Sole Member)
Maggie Energy Center, LLC (100%; Sole Member)
Mahogany Solar, LLC (100%; Sole Member)

Malden Solar, LLC (100%; Sole Member)
Mango Palms Portfolio, LLC (100%; Sole Member)
Mango Palms Funding, LLC (100%; Sole Member)
Mango Palms Holdings, LLC (100%; Sole Member)
Desert Peak Energy Storage I, LLC (100%; Sole Member)
Desert Peak Energy Center, LLC (81.25%; Managing Member)
Desert Peak Energy Storage II, LLC (100%; Sole Member)
Desert Peak Energy Center, LLC (18.75%; Member)
North Central Valley Energy Storage, LLC (100%; Sole Member)
Saint Energy Storage II, LLC (100%; Sole Member)
Manila Solar, LLC (100%; Sole Member)
Mantua Creek Solar, LLC (100%; Sole Member)
Manufacturing Investments, LLC (100%; Sole Member)
Marble Ridge Funding, LLC (100%; Sole Member)
Marble Ridge Holdings, LLC (100%; Sole Member)
Marble Ridge Class A Holdings, LLC (100%; Sole Member)
Marble Ridge, LLC (100%; Sole Member)
Marmaton Wind I, LLC (100%; Sole Member)
Marmaton Wind II, LLC (100%; Sole Member)
Mason Valley Energy Center, LLC (100%; Sole Member)
Mattawa Energy Storage, LLC (100%; Sole Member)
Maverick Wind Funding, LLC (100%; Sole Member)
Maverick Wind Holdings, LLC (100%; Sole Member)
Maverick Wind Class A Holdings, LLC (100%; Sole Member)
Maverick Wind, LLC (100%; Class A Member)
Heartland Divide Wind Project, LLC (100%; Sole Member)
Minco Wind IV, LLC (100%; Sole Member)
Minco IV & V Interconnection, LLC (25.69%; Member)
Pratt Wind, LLC (100%; Sole Member)
Mayhew Creek Solar, LLC (100%; Sole Member)
McClain Energy Storage, LLC (100%; Sole Member)
McClain Solar, LLC (100%; Sole Member)
McClain Wind, LLC (100%; Sole Member)
McCoy Energy Storage, LLC (100%; Sole Member)
McFarland Energy Storage, LLC (100%; Sole Member)
McKay Wind Holdings, LLC (100%; Sole Member)
McPherson Wind, LLC (100%; Sole Member)
Meigs County Solar, LLC (100%; Sole Member)
Merom Solar, LLC (100%; Sole Member)
Mesaville Solar, LLC (100%; Sole Member)
Meyersdale Wind II, LLC (100%; Sole Member)
Michigan Wind Renewables, LLC (100%; Sole Member)
Midwest Solar Transaction Holdings, LLC (100%; Sole Member)
Minco II Energy Storage, LLC (100%; Sole Member)
Minco Redwood Holdings, LLC (100%; Sole Member)
Minco Wind II, LLC (100%; Sole Member)
Minco Wind V, LLC (100%; Sole Member)
Minco IV & V Interconnection, LLC (47.27%; Member)
Minco Wind, LLC (100%; Sole Member)
Mistflower Solar, LLC (100%; Sole Member)
Mitchell Wind, LLC (100%; Sole Member)
Monarch Creek Wind Holdings, LLC (100%; Sole Member)
Monarch Creek Wind LLC (100%; Sole Member)
Mondu Solar, LLC (100%; Sole Member)
Montezuma Energy Storage, LLC (100%; Sole Member)
Montezuma II Energy Storage, LLC (100%; Sole Member)
Montgomery County Solar, LLC (100%; Sole Member)

Montgomery Solar, LLC (100%; Sole Member)
Montville Energy Center, LLC (100%; Sole Member)
Moon Crater Energy Center, LLC (100%; Sole Member)
Moonlight Bay Funding, LLC (100%; Sole Member)
 Moonlight Bay Holdings, LLC (100%; Sole Member)
Moonlight Wind, LLC (100%; Sole Member)
Moose Creek Wind, LLC (100%; Sole Member)
Moose Wind, LLC (100%; Sole Member)
Morning Star Blue, LLC (100%; Sole Member)
Moss Creek Solar, LLC (100%; Sole Member)
Moss Hill Holdings, LLC (100%; Sole Member)
 Moss Hill LLC (100%; Sole Member)
Mount Vernon Battery Storage, LLC (100%; Sole Member)
Mountainside Wind, LLC (100%; Sole Member)
Muhlenberg Solar, LLC (100%; Sole Member)
Mulqueeney Ranch PS, LLC (100%; Sole Member)
Muscov Energy Center, LLC (100%; Sole Member)
NAPS DG, LLC (100%; Sole Member)
NEP US SellCo II, LLC (100%; Sole Member)
 Solar Holdings Portfolio 12, LLC (100%; Class A Member)
 DG Portfolio 2019 Funding, LLC (100%; Sole Member)
 DG Portfolio 2019 Holdings, LLC (100%; Sole Member)
 DG Portfolio 2019, LLC (100%; Sole Member)
 DG Amaze, LLC (100%; Sole Member)
 DG California Solar, LLC (100%; Sole Member)
 DG Colorado Solar, LLC (100%; Sole Member)
 DG LF Solar, LLC (100%; Sole Member)
 DG Minnesota CSG 1, LLC (100%; Sole Member)
 DG Minnesota CSG, LLC (100%; Sole Member)
 DG New Jersey Solar, LLC (100%; Sole Member)
 DG New York Solar, LLC (100%; Sole Member)
 DG Northeast Solar, LLC (100%; Sole Member)
 DG SUNY Solar 1, LLC (100%; Sole Member)
 DG Southwest Solar Portfolio 2019, LLC (100%; Sole Member)
 HL Solar LLC (100%; Sole Member)
 DG Waipio, LLC (100%; Sole Member)
 Pacific Energy Solutions LLC (100%; Sole Member)
 W2 Solar Holdings, LLC (100%; Sole Member)
 Sierra Solar Funding, LLC (100%; Sole Member)
 Sierra Solar Holdings, LLC (100%; Sole Member)
 Westside Solar, LLC (100%; Sole Member)
 Whitney Point Solar, LLC (100%; Sole Member)
NWE Holding, LLC (100%; Sole Member)
 Novus Wind V, LLC (100%; Sole Member)
 Novus Wind VI, LLC (100%; Sole Member)
NZ Lobos Solar Holdings, LLC (100%; Sole Member)
Nashua Energy Storage, LLC (100%; Sole Member)
Nearman Creek Energy Storage, LLC (100%; Sole Member)
Nelson Hills Energy Storage, LLC (100%; Sole Member)
New Landing Solar, LLC (100%; Sole Member)
New Nightingale, LLC (100%; Sole Member)
New Salem Wind Funding I, LLC (100%; Sole Member)
 New Salem Wind Holdings I, LLC (100%; Sole Member)
 New Salem Wind Class A Holdings I, LLC (100%; Sole Member)
 New Salem Wind I, LLC (100%; Sole Member)
New Salem Wind II, LLC (100%; Sole Member)
New Salem Wind Project, LLC (100%; Sole Member)

NextEra Analytics Solutions, LLC (100%; Sole Member)
 NextEra Clean Energy Solutions, LLC (100%; Sole Member)
 Clean Energy Solutions Acquisitions, LLC (100%; Sole Member)
 Clean Energy Solutions Consulting, LLC (100%; Sole Member)
 NextEra Desert Sunlight Holdings, LLC (0.2%; Managing Member)
 Desert Sunlight Investment Holdings, LLC (50%; Managing Member)
 Desert Sunlight Holdings, LLC (100%; Sole Member)
 Desert Sunlight 250, LLC (100%; Sole Member)
 Desert Sunlight 300, LLC (100%; Sole Member)
 NextEra Energy Constructors, LLC (100%; Sole Member)
 NextEra Energy Duane Arnold, LLC (100%; Sole Member)
 Duane Arnold Solar II, LLC (100%; Sole Member)
 Duane Arnold Solar III, LLC (100%; Sole Member)
 Duane Arnold Solar IV, LLC (100%; Sole Member)
 Duane Arnold Solar V, LLC (100%; Sole Member)
 NextEra Energy Honey Creek Wind, LLC (100%; Sole Member)
 NextEra Energy Mt. Storm, LLC (100%; Sole Member)
 Mt. Storm Wind Force Holdings, LLC (100%; Sole Member)
 Catamount Wind LLC (100%; Sole Member)
 NextEra Energy Nuclear Support Market Resources, LLC (100%; Sole Member)
 NextEra Energy Oklahoma Transmission Holdings, LLC (100%; Sole Member)
 Plains and Eastern Clean Line Oklahoma LLC (100%; Sole Member)
 Oklahoma Land Acquisition Company, LLC (100%; Sole Member)
 NextEra Energy Operating Services, LLC (100%; Sole Member)
 NextEra Energy Point Beach, LLC (100%; Sole Member)
 NextEra Energy Qualified Opportunity Fund III, LLC (99%; Sole Member)
 NextEra Energy Qualified Opportunity Fund, LLC (100%; Sole Member)
 NextEra Energy Qualified Opportunity Zone Business I, LLC (100%; Class A Member)
 Cedar Springs Wind, LLC (100%; Sole Member)
 NextEra Energy Qualified Opportunity Zone Business IV, LLC (99%; Member)
 NextEra Energy Qualified Opportunity Zone Business IV, LLC (1%; Managing Member)
 NextEra Energy Renewable Services II, LLC (100%; Sole Member)
 NextEra Energy Renewable Services, LLC (100%; Sole Member)
 NextEra Energy Renewables Holdings, LLC (100%; Sole Member)
 45 North Solar, LLC (100%; Sole Member)
 Brookview Solar I, LLC (100%; Sole Member)
 Burton Hill Solar, LLC (100%; Sole Member)
 Chariot Solar, LLC (100%; Sole Member)
 Charlie Creek Wind Farm LLC (100%; Sole Member)
 Cherrywood Solar I, LLC (100%; Sole Member)
 Cherrywood Solar II, LLC (100%; Sole Member)
 Chinook Solar, LLC (100%; Sole Member)
 Coldwater Creek Wind Energy, LLC (100%; Sole Member)
 Constitution Solar, LLC (100%; Sole Member)
 Davenport Solar, LLC (100%; Sole Member)
 Dawn Land Solar, LLC (100%; Sole Member)
 Enfield Solar, LLC (100%; Sole Member)
 Firewheel Transmission, LLC (100%; Sole Member)
 Firewheel Wind Energy A1, LLC (100%; Sole Member)
 Firewheel Wind Energy, LLC (100%; Sole Member)
 First State Solar, LLC (100%; Sole Member)
 Florence Solar, LLC (100%; Sole Member)
 Glass Hills Wind Project, LLC (100%; Sole Member)
 Greenwood Solar I, LLC (100%; Sole Member)
 Highgate Solar I, LLC (100%; Sole Member)
 Hinckley Solar, LLC (100%; Sole Member)
 Lone Pine Solar, LLC (100%; Sole Member)

Loring Solar, LLC (100%; Sole Member)
 Meridian Wind Energy, LLC (100%; Sole Member)
 Mohave County Wind Farm Holdings, LLC (100%; Sole Member)
 Muskingum Solar, LLC (100%; Sole Member)
 New Liberty Energy, LLC (100%; Sole Member)
 North Plains Wind I, LLC (100%; Sole Member)
 Northern Light Solar, LLC (100%; Sole Member)
 Northwest Light, LLC (100%; Sole Member)
 Pioneer Creek Wind Project, LLC (100%; Sole Member)
 Platte Wind, LLC (100%; Sole Member)
 Potomac Solar, LLC (100%; Sole Member)
 Randolph Center Solar, LLC (100%; Sole Member)
 Sheldon Solar, LLC (100%; Sole Member)
 Stallion Solar, LLC (100%; Sole Member)
 Sylvie Wind Energy, LLC (100%; Sole Member)
 W Portsmouth St Solar I, LLC (100%; Sole Member)
 West Branch Wind Project, LLC (100%; Sole Member)
 White Butte Wind Project, LLC (100%; Sole Member)
 Willow Creek Wind Project, LLC (100%; Sole Member)
 Winslow Solar, LLC (100%; Sole Member)
 Wolf Creek Wind Energy, LLC (100%; Sole Member)
 Zapata Wind Energy, LLC (100%; Sole Member)
 NextEra Energy Resources Acquisitions, LLC (100%; Sole Member)
 NextEra Energy Resources Development, LLC (100%; Sole Member)
 NextEra Energy Resources Interconnection Holdings, LLC (100%; Sole Member)
 NextEra Energy Resources O&M Services, LLC (100%; Sole Member)
 NextEra Energy Resources Partners Holdings, LLC (100%; Sole Member)
 NextEra Energy Resources Partners, LLC (100%; Sole Member)
 NextEra Energy Equity Partners GP, LLC (100%; Sole Member)
 NextEra Energy Equity Partners, LP (100%; General Partner)
 NextEra Energy Operating Partners, LP (100%; Limited Partner)
 NextEra Energy US Partners Holdings, LLC (100%; Sole Member)
 Dissolution Solutions (NEP), LLC (100%; Sole Member)
 Genesis Purchaser Holdings, LLC (100%; Sole Member)
 Genesis Purchaser, LLC (100%; Sole Member)
 Genesis Solar Funding Holdings, LLC (100%; Sole Member)
 Genesis Solar Funding, LLC (100%; Sole Member)
 Genesis Solar Holdings, LLC (100%; Class A Tax Equity Member)
 Elk City Wind, LLC (100%; Sole Member)
 Genesis Solar, LLC (100%; Sole Member)
 NextEra Desert Center Blythe, LLC (50%; Member)
 Golden Plains Class A Holdings, LLC (100%; Sole Member)
 Golden Plains, LLC (100%; Class A Member)
 Baldwin Wind Energy, LLC (100%; Sole Member)
 Northern Colorado Wind Energy Center II, LLC (100%; Sole Member)
 Northern Colorado Interconnect, LLC (12.9%; Member)
 Northern Colorado Wind Energy Center, LLC (100%; Sole Member)
 Northern Colorado Interconnect, LLC (87.1%; Managing Member)
 Wilmot Energy Center, LLC (100%; Sole Member)
 Pine Brooke Class A Holdings, LLC (40%; Member)
 Pine Brooke, LLC (100%; Class A Tax Equity Member)
 Blue Summit III Wind, LLC (100%; Sole Member)
 Blue Summit Interconnection, LLC (25%; Member)
 Harmony Florida Solar, LLC (100%; Sole Member)
 Ponderosa Wind, LLC (100%; Sole Member)
 Saint Solar, LLC (100%; Sole Member)
 Sanford Airport Solar, LLC (100%; Sole Member)

Soldier Creek Wind, LLC (100%; Sole Member)
Taylor Creek Solar, LLC (100%; Sole Member)
NextEra Energy Partners Acquisitions, LLC (100%; Sole Member)
Baldwin Wind, LLC (100%; Sole Member)
Bayhawk Wind Portfolio, LLC (100%; Sole Member)
Bayhawk Wind Holdings, LLC (100%; Sole Member)
Bayhawk Wind, LLC (100%; Class A Member)
Cedar Bluff Wind, LLC (100%; Sole Member)
Golden Hills Wind, LLC (100%; Sole Member)
Golden Hills Interconnection, LLC (67.6%; Managing Member)
Breckinridge Wind, LLC (100%; Sole Member)
Carousel Wind, LLC (100%; Sole Member)
Cedar Bluff Wind Energy, LLC (100%; Sole Member)
Coram Portfolio II, LLC (100%; Sole Member)
Tusk Wind Holdings V, LLC (100%; Sole Member)
RET Coram Tehachapi Wind GP, LLC (100%; Sole Member)
Coram California Development, L.P. (0.01%; General Partner)
RET Tehachapi Wind Development, LLC (100%; Sole Member)
Coram California Development, L.P. (99.99%; Limited Partner)
Coram Portfolio, LLC (100%; Sole Member)
Tusk Wind Holdings IV, LLC (100%; Sole Member)
Coram Energy LLC (100%; Sole Member)
Coram Tehachapi, LLC (100%; Sole Member)
HW CA Holdings, LLC (100%; Member)
High Winds, LLC (100%; Sole Member)
Javelina Wind Funding, LLC (100%; Sole Member)
Javelina Wind Energy Holdings, LLC (100%; Sole Member)
Javelina Wind Energy, LLC (100%; Sole Member)
Javelina Interconnection, LLC (55%; Managing Member)
Kingman Wind I, LLC (100%; Sole Member)
Kingman Wind II, LLC (100%; Sole Member)
Mammoth Plains Wind Project Holdings, LLC (100%; Sole Member)
Mammoth Plains Wind Project, LLC (100%; Class B Member)
Mammoth Plains Wind Project, LLC (100%; Class A Member)
Mammoth Plains Wind, LLC (100%; Sole Member)
Meadowlark Wind, LLC (100%; Sole Member)
NEP Ninnescah Thermal Storage, LLC (100%; Sole Member)
NEP Nitro Renewables Holdings, LLC (100%; Sole Member)
NEP Renewables Holdings II, LLC (100%; Sole Member)
NEP Renewables II, LLC (100%; Managing Member)
Ashtabula Wind II, LLC (100%; Sole Member)
Ashtabula Wind III, LLC (100%; Sole Member)
FPL Energy Vansycle L.L.C. (100%; Sole Member)
Garden Wind, LLC (100%; Sole Member)
Perrin Ranch Wind, LLC (100%; Sole Member)
Rosmar Portfolio, LLC (100%; Sole Member)
Rosmar Holdings, LLC (100%; Member)
Marshall Solar, LLC (100%; Sole Member)
Roswell Solar, LLC (100%; Sole Member)
Roswell Solar Holdings, LLC (100%; Sole Member)
SSSS Holdings, LLC (100%; Sole Member)
Silver State South Solar, LLC (49.99%; Managing Member)
Silver State Solar Power South, LLC (100%; Sole Member)
Tuscola Bay Wind, LLC (100%; Sole Member)
White Oak Energy Holdings, LLC (100%; Sole Member)
White Oak Energy LLC (100%; Sole Member)
NEP Renewables Holdings III, LLC (100%; Sole Member)

NEP Renewables III, LLC (50%; Class B Member)
 Star Moon Holdings, LLC (100%; Class A Member)
 Moonlight Bay Class A Holdings, LLC (100%; Sole Member)
 Moonlight Bay Renewables, LLC (100%; Class A Member)
 Dodge Flat Solar, LLC (100%; Sole Member)
 Elora Solar, LLC (100%; Sole Member)
 Fish Springs Ranch Solar, LLC (100%; Sole Member)
 Little Blue Wind Project, LLC (100%; Sole Member)
 Minco Wind Energy III, LLC (100%; Sole Member)
 Minco IV & V Interconnection, LLC (27.04%; Managing Member)
 White Mesa Wind, LLC (100%; Sole Member)
 Stargrass Class A Holdings, LLC (100%; Sole Member)
 Stargrass, LLC (100%; Class A Member)
 Borderlands Wind, LLC (100%; Sole Member)
 Borderlands Wind Holdings, LLC (100%; Sole Member)
 Cool Springs Solar, LLC (100%; Sole Member)
 Ensign Wind Energy, LLC (100%; Sole Member)
 Hubbard Wind, LLC (100%; Sole Member)
 Irish Creek Wind, LLC (100%; Sole Member)
 Quinebaug Solar, LLC (100%; Sole Member)
 Quitman II Solar, LLC (100%; Sole Member)
 NEP Renewables III, LLC (100%; Class A Member)
 Star Moon Holdings, LLC (100%; Class A Member)
 Moonlight Bay Class A Holdings, LLC (100%; Sole Member)
 Moonlight Bay Renewables, LLC (100%; Class A Member)
 Dodge Flat Solar, LLC (100%; Sole Member)
 Elora Solar, LLC (100%; Sole Member)
 Fish Springs Ranch Solar, LLC (100%; Sole Member)
 Little Blue Wind Project, LLC (100%; Sole Member)
 Minco Wind Energy III, LLC (100%; Sole Member)
 Minco IV & V Interconnection, LLC (27.04%; Managing Member)
 White Mesa Wind, LLC (100%; Sole Member)
 Stargrass Class A Holdings, LLC (100%; Sole Member)
 Stargrass, LLC (100%; Class A Member)
 Borderlands Wind, LLC (100%; Sole Member)
 Borderlands Wind Holdings, LLC (100%; Sole Member)
 Cool Springs Solar, LLC (100%; Sole Member)
 Ensign Wind Energy, LLC (100%; Sole Member)
 Hubbard Wind, LLC (100%; Sole Member)
 Irish Creek Wind, LLC (100%; Sole Member)
 Quinebaug Solar, LLC (100%; Sole Member)
 Quitman II Solar, LLC (100%; Sole Member)
 NEP Renewables Holdings IV, LLC (100%; Sole Member)
 NEP Renewables IV, LLC (100%; Class A Member)
 Alta Wind Portfolio, LLC (100%; Sole Member)
 Tusk Wind Holdings, LLC (100%; Sole Member)
 Alta Wind VIII, LLC (100%; Sole Member)
 Dogwood Wind Holdings, LLC (100%; Sole Member)
 Dogwood Wind, LLC (100%; Class A Tax Equity Member)
 Oliver Wind III, LLC (100%; Sole Member)
 Osborn Wind Energy, LLC (100%; Sole Member)
 Elk City Sholes Holdings, LLC (100%; Sole Member)
 Elk City II Wind Funding, LLC (100%; Sole Member)
 Southwest Wind, LLC (100%; Class A Tax Equity Member)
 Elk City Renewables II, LLC (100%; Sole Member)
 Sholes Wind Funding, LLC (100%; Sole Member)
 Sholes Wind Class A Holdings, LLC (100%; Sole Member)

Sholes Wind, LLC (100%; Class A Member)
Emerald Breeze Holdings, LLC (100%; Class A Member)
Emerald Breeze Class A Holdings, LLC (100%; Sole Member)
Emerald Breeze, LLC (100%; Class A Member)
Appaloosa Run Wind, LLC (100%; Sole Member)
Eight Point Wind, LLC (100%; Sole Member)
Great Prairie Wind, LLC (100%; Sole Member)
Yellow Pine Solar, LLC (100%; Sole Member)
Yellow Pine Solar Interconnect, LLC (50%; Managing Member)
Golden West Wind Holdings, LLC (100%; Sole Member)
Golden West Power Partners, LLC (100%; Class A Tax Equity Member)
Nokota Wind Holdings, LLC (100%; Sole Member)
Nokota Wind, LLC (100%; Class A Tax Equity Member)
Brady Wind II, LLC (100%; Sole Member)
Brady Interconnection, LLC (50%; Member)
Brady Wind, LLC (100%; Sole Member)
Brady Interconnection, LLC (50%; Managing Member)
Sac County Wind Holdings, LLC (100%; Sole Member)
Sac County Wind Class A Holdings, LLC (100%; Class A Member)
Sac County Wind, LLC (100%; Class A Member)
NEP Renewables IV, LLC (31.2%; Class B Member)
Alta Wind Portfolio, LLC (100%; Sole Member)
Tusk Wind Holdings, LLC (100%; Sole Member)
Alta Wind VIII, LLC (100%; Sole Member)
Dogwood Wind Holdings, LLC (100%; Sole Member)
Dogwood Wind, LLC (100%; Class A Tax Equity Member)
Oliver Wind III, LLC (100%; Sole Member)
Osborn Wind Energy, LLC (100%; Sole Member)
Elk City Sholes Holdings, LLC (100%; Sole Member)
Elk City II Wind Funding, LLC (100%; Sole Member)
Southwest Wind, LLC (100%; Class A Tax Equity Member)
Elk City Renewables II, LLC (100%; Sole Member)
Sholes Wind Funding, LLC (100%; Sole Member)
Sholes Wind Class A Holdings, LLC (100%; Sole Member)
Sholes Wind, LLC (100%; Class A Member)
Emerald Breeze Holdings, LLC (100%; Class A Member)
Emerald Breeze Class A Holdings, LLC (100%; Sole Member)
Emerald Breeze, LLC (100%; Class A Member)
Appaloosa Run Wind, LLC (100%; Sole Member)
Eight Point Wind, LLC (100%; Sole Member)
Great Prairie Wind, LLC (100%; Sole Member)
Yellow Pine Solar, LLC (100%; Sole Member)
Yellow Pine Solar Interconnect, LLC (50%; Managing Member)
Golden West Wind Holdings, LLC (100%; Sole Member)
Golden West Power Partners, LLC (100%; Class A Tax Equity Member)
Nokota Wind Holdings, LLC (100%; Sole Member)
Nokota Wind, LLC (100%; Class A Tax Equity Member)
Brady Wind II, LLC (100%; Sole Member)
Brady Interconnection, LLC (50%; Member)
Brady Wind, LLC (100%; Sole Member)
Brady Interconnection, LLC (50%; Managing Member)
Sac County Wind Holdings, LLC (100%; Sole Member)
Sac County Wind Class A Holdings, LLC (100%; Class A Member)
Sac County Wind, LLC (100%; Class A Member)
NEP Renewables Holdings, LLC (100%; Sole Member)
NEP Renewables, LLC (100%; Sole Member)
Breckinridge Wind Class A Holdings, LLC (100%; Sole Member)

Breckinridge Wind Project, LLC (100%; Class A Tax Equity Member)
 Carousel Wind Holdings, LLC (100%; Sole Member)
 Carousel Wind Farm, LLC (100%; Class A Tax Equity Member)
 Monarch Wind Holdings, LLC (100%; Sole Member)
 Monarch Wind, LLC (100%; Class A Tax Equity Member)
 Javelina Wind Holdings II, LLC (100%; Sole Member)
 Javelina Wind Energy II, LLC (100%; Sole Member)
 Javelina Interconnection, LLC (45%; Member)
 Rush Springs Wind Energy, LLC (100%; Sole Member)
 Mountain View Solar Holdings, LLC (100%; Sole Member)
 Mountain View Solar, LLC (100%; Sole Member)
 Pacific Plains Wind Class A Holdings, LLC (100%; Sole Member)
 Pacific Plains Wind, LLC (100%; Class A Tax Equity Member)
 Cottonwood Wind Project Holdings, LLC (100%; Sole Member)
 Cottonwood Wind Project, LLC (100%; Sole Member)
 Golden Hills North Wind, LLC (100%; Sole Member)
 Golden Hills Interconnection, LLC (32.4%; Member)
 NextEra Energy Bluff Point, LLC (100%; Sole Member)
 NextEra Desert Sunlight Holdings, LLC (99.8%; Member)
 Desert Sunlight Investment Holdings, LLC (50%; Managing Member)
 Desert Sunlight Holdings, LLC (100%; Sole Member)
 Desert Sunlight 250, LLC (100%; Sole Member)
 Desert Sunlight 300, LLC (100%; Sole Member)
 Ninnescah Wind Renewables, LLC (100%; Sole Member)
 Nutmeg Solar Holdings, LLC (33.3%; Member)
 Nutmeg Solar, LLC (100%; Sole Member)
 Palo Duro Wind, LLC (100%; Sole Member)
 Palomino Wind Holdings, LLC (100%; Sole Member)
 Palomino Wind, LLC (100%; Class A Tax Equity Member)
 Kingman Wind Energy I, LLC (100%; Sole Member)
 Kingman Wind Energy II, LLC (100%; Sole Member)
 Prairie View Wind Holdings, LLC (100%; Sole Member)
 Ninnescah Wind Energy LLC (100%; Sole Member)
 Seiling Wind Energy II, LLC (100%; Sole Member)
 Seiling Wind Investments, LLC (100%; Sole Member)
 Seiling Wind Holdings, LLC (100%; Sole Member)
 Seiling Wind Portfolio, LLC (100%; Class A Tax Equity Member)
 Seiling Wind II, LLC (100%; Sole Member)
 Seiling Wind Interconnection Services, LLC (33%; Member)
 Seiling Wind, LLC (100%; Sole Member)
 Seiling Wind Interconnection Services, LLC (67%; Managing Member)
 Shaw Creek Solar Holdings, LLC (33.3%; Member)
 Shaw Creek Solar, LLC (100%; Sole Member)
 Solar Holdings Portfolio 12, LLC (100%; Class C Member)
 DG Portfolio 2019 Funding, LLC (100%; Sole Member)
 DG Portfolio 2019 Holdings, LLC (100%; Sole Member)
 DG Portfolio 2019, LLC (100%; Sole Member)
 DG Amaze, LLC (100%; Sole Member)
 DG California Solar, LLC (100%; Sole Member)
 DG Colorado Solar, LLC (100%; Sole Member)
 DG LF Solar, LLC (100%; Sole Member)
 DG Minnesota CSG 1, LLC (100%; Sole Member)
 DG Minnesota CSG, LLC (100%; Sole Member)
 DG New Jersey Solar, LLC (100%; Sole Member)
 DG New York Solar, LLC (100%; Sole Member)
 DG Northeast Solar, LLC (100%; Sole Member)
 DG SUNY Solar 1, LLC (100%; Sole Member)

DG Southwest Solar Portfolio 2019, LLC (100%; Sole Member)
 HL Solar LLC (100%; Sole Member)
 DG Waipio, LLC (100%; Sole Member)
 Pacific Energy Solutions LLC (100%; Sole Member)
 W2 Solar Holdings, LLC (100%; Sole Member)
 Sierra Solar Funding, LLC (100%; Sole Member)
 Sierra Solar Holdings, LLC (100%; Sole Member)
 Westside Solar, LLC (100%; Sole Member)
 Whitney Point Solar, LLC (100%; Sole Member)
 Southwest Solar Holdings, LLC (100%; Sole Member)
 Hatch Solar Energy Center I LLC (100%; Sole Member)
 Sunlight Renewables Holdings, LLC (100%; Class A Member)
 Sunlight Renewables Class A Holdings, LLC (100%; Sole Member)
 Sunlight Renewables, LLC (100%; Class A Member)
 Sunlight Storage, LLC (100%; Sole Member)
 VMCLR Holdings, LLC (100%; Sole Member)
 Indigo Plains Solar Class B Holdings, LLC (100%; Sole Member)
 Indigo Plains Solar, LLC (100%; Class B Tax Equity Member)
 Chaves County Solar, LLC (100%; Sole Member)
 Chaves County Solar Holdings, LLC (100%; Sole Member)
 Live Oak Solar, LLC (100%; Sole Member)
 River Bend Solar, LLC (100%; Sole Member)
 Indigo Plains Solar Funding, LLC (100%; Sole Member)
 Indigo Plains Solar Holdings, LLC (100%; Sole Member)
 Indigo Plains Solar, LLC (100%; Class A Tax Equity Member)
 Chaves County Solar, LLC (100%; Sole Member)
 Chaves County Solar Holdings, LLC (100%; Sole Member)
 Live Oak Solar, LLC (100%; Sole Member)
 River Bend Solar, LLC (100%; Sole Member)
 Whiptail-Montezuma Funding, LLC (100%; Sole Member)
 Whiptail-Montezuma Holdings, LLC (100%; Sole Member)
 Montezuma Wind Holdings II, LLC (100%; Sole Member)
 NextEra Energy Montezuma II Wind, LLC (100%; Sole Member)
 Southwest Wind Class A Holdings, LLC (100%; Class A Member)
 Whiptail Wind, LLC (100%; Class A Tax Equity Member)
 Casa Mesa Wind, LLC (100%; Sole Member)
 Casa Mesa Wind Investments, LLC (100%; Sole Member)
 Langdon Renewables, LLC (100%; Sole Member)
 New Mexico Wind, LLC (100%; Sole Member)
 Pacific Power Investments, LLC (100%; Sole Member)
 Southwest Wind Class A Holdings, LLC (100%; Class B Member)
 Whiptail Wind, LLC (100%; Class A Tax Equity Member)
 Casa Mesa Wind, LLC (100%; Sole Member)
 Casa Mesa Wind Investments, LLC (100%; Sole Member)
 Langdon Renewables, LLC (100%; Sole Member)
 New Mexico Wind, LLC (100%; Sole Member)
 Pacific Power Investments, LLC (100%; Sole Member)
 Windstar Portfolio, LLC (100%; Sole Member)
 Tusk Wind Holdings II, LLC (100%; Sole Member)
 Windstar Energy, LLC (100%; Sole Member)
 NextEra Energy Partners Constructors, LLC (100%; Sole Member)
 NextEra Energy Partners Solar Acquisitions, LLC (100%; Sole Member)
 Adelanto CA II, LLC (100%; Sole Member)
 Adelanto Solar Funding, LLC (50.01%; Member)
 Adelanto Solar Holdings, LLC (100%; Sole Member)
 Adelanto Solar II, LLC (100%; Sole Member)
 Adelanto Solar, LLC (100%; Sole Member)

McCoy CA II, LLC (100%; Sole Member)
McCoy Solar Holdings, LLC (50.01%; Member)
McCoy Solar Funding, LLC (100%; Sole Member)
McCoy Solar, LLC (100%; Sole Member)
NextEra Desert Center Blythe, LLC (50%; Member)
NextEra Energy Partners Ventures, LLC (100%; Sole Member)
NET Holdings Management, LLC (100%; Sole Member)
NextEra Energy Partners Pipelines Holdings, LLC (100%; Sole Member)
NextEra Energy Partners Pipelines, LLC (100%; Class A Member)
Meade Pipeline Investment Holdings, LLC (100%; Sole Member)
Meade Pipeline Investment, LLC (100%; Sole Member)
Meade Pipeline Co LLC (75%; Managing Member)
Redwood Meade Pipeline, LLC (100%; Sole Member)
Redwood Midstream, LLC (90%; Managing Member)
Redwood Meade Midstream MPC, LLC (100%; Sole Member)
Meade Pipeline Co LLC (15%; Member)
River Road Interests LLC (100%; Sole Member)
Meade Pipeline Co LLC (10%; Member)
Redwood Midstream, LLC (10%; Member)
Redwood Meade Midstream MPC, LLC (100%; Sole Member)
Meade Pipeline Co LLC (15%; Member)
River Road Interests LLC (100%; Sole Member)
Meade Pipeline Co LLC (10%; Member)
South Texas Midstream Holdings, LLC (100%; Sole Member)
South Texas Midstream, LLC (100%; Class A Member)
South Texas Midstream, LLC (100%; Class B Member)
Northern Colorado Wind Energy, LLC (100%; Sole Member)
Palo Duro Wind Portfolio, LLC (100%; Sole Member)
Palo Duro Wind Project Holdings, LLC (100%; Sole Member)
Palo Duro Wind Energy, LLC (100%; Sole Member)
Palo Duro Wind Interconnection Services, LLC (88%; Managing Member)
Shafter Solar Portfolio, LLC (100%; Sole Member)
Shafter Solar Holdings, LLC (100%; Sole Member)
Shafter Solar, LLC (100%; Sole Member)
Tusk Wind Holdings III, LLC (100%; Sole Member)
Granite Reliable Power, LLC (100%; Sole Member)
NextEra Energy Operating Partners, LP (100%; Limited Partner)
NextEra Energy US Partners Holdings, LLC (100%; Sole Member)
Dissolution Solutions (NEP), LLC (100%; Sole Member)
Genesis Purchaser Holdings, LLC (100%; Sole Member)
Genesis Purchaser, LLC (100%; Sole Member)
Genesis Solar Funding Holdings, LLC (100%; Sole Member)
Genesis Solar Funding, LLC (100%; Sole Member)
Genesis Solar Holdings, LLC (100%; Class A Tax Equity Member)
Elk City Wind, LLC (100%; Sole Member)
Genesis Solar, LLC (100%; Sole Member)
NextEra Desert Center Blythe, LLC (50%; Member)
Golden Plains Class A Holdings, LLC (100%; Sole Member)
Golden Plains, LLC (100%; Class A Member)
Baldwin Wind Energy, LLC (100%; Sole Member)
Northern Colorado Wind Energy Center II, LLC (100%; Sole Member)
Northern Colorado Interconnect, LLC (12.9%; Member)
Northern Colorado Wind Energy Center, LLC (100%; Sole Member)
Northern Colorado Interconnect, LLC (87.1%; Managing Member)
Wilmot Energy Center, LLC (100%; Sole Member)
Pine Brooke Class A Holdings, LLC (40%; Member)
Pine Brooke, LLC (100%; Class A Tax Equity Member)

Blue Summit III Wind, LLC (100%; Sole Member)
Blue Summit Interconnection, LLC (25%; Member)
Harmony Florida Solar, LLC (100%; Sole Member)
Ponderosa Wind, LLC (100%; Sole Member)
Saint Solar, LLC (100%; Sole Member)
Sanford Airport Solar, LLC (100%; Sole Member)
Soldier Creek Wind, LLC (100%; Sole Member)
Taylor Creek Solar, LLC (100%; Sole Member)
NextEra Energy Partners Acquisitions, LLC (100%; Sole Member)
Baldwin Wind, LLC (100%; Sole Member)
Bayhawk Wind Portfolio, LLC (100%; Sole Member)
Bayhawk Wind Holdings, LLC (100%; Sole Member)
Bayhawk Wind, LLC (100%; Class A Member)
Cedar Bluff Wind, LLC (100%; Sole Member)
Golden Hills Wind, LLC (100%; Sole Member)
Golden Hills Interconnection, LLC (67.6%; Managing Member)
Breckinridge Wind, LLC (100%; Sole Member)
Carousel Wind, LLC (100%; Sole Member)
Cedar Bluff Wind Energy, LLC (100%; Sole Member)
Coram Portfolio II, LLC (100%; Sole Member)
Tusk Wind Holdings V, LLC (100%; Sole Member)
RET Coram Tehachapi Wind GP, LLC (100%; Sole Member)
Coram California Development, L.P. (0.01%; General Partner)
RET Tehachapi Wind Development, LLC (100%; Sole Member)
Coram California Development, L.P. (99.99%; Limited Partner)
Coram Portfolio, LLC (100%; Sole Member)
Tusk Wind Holdings IV, LLC (100%; Sole Member)
Coram Energy LLC (100%; Sole Member)
Coram Tehachapi, LLC (100%; Sole Member)
HW CA Holdings, LLC (100%; Member)
High Winds, LLC (100%; Sole Member)
Javelina Wind Funding, LLC (100%; Sole Member)
Javelina Wind Energy Holdings, LLC (100%; Sole Member)
Javelina Wind Energy, LLC (100%; Sole Member)
Javelina Interconnection, LLC (55%; Managing Member)
Kingman Wind I, LLC (100%; Sole Member)
Kingman Wind II, LLC (100%; Sole Member)
Mammoth Plains Wind Project Holdings, LLC (100%; Sole Member)
Mammoth Plains Wind Project, LLC (100%; Class B Member)
Mammoth Plains Wind Project, LLC (100%; Class A Member)
Mammoth Plains Wind, LLC (100%; Sole Member)
Meadowlark Wind, LLC (100%; Sole Member)
NEP Ninnescah Thermal Storage, LLC (100%; Sole Member)
NEP Nitro Renewables Holdings, LLC (100%; Sole Member)
NEP Renewables Holdings II, LLC (100%; Sole Member)
NEP Renewables II, LLC (100%; Managing Member)
Ashtabula Wind II, LLC (100%; Sole Member)
Ashtabula Wind III, LLC (100%; Sole Member)
FPL Energy Vansycle L.L.C. (100%; Sole Member)
Garden Wind, LLC (100%; Sole Member)
Perrin Ranch Wind, LLC (100%; Sole Member)
Rosmar Portfolio, LLC (100%; Sole Member)
Rosmar Holdings, LLC (100%; Member)
Marshall Solar, LLC (100%; Sole Member)
Roswell Solar, LLC (100%; Sole Member)
Roswell Solar Holdings, LLC (100%; Sole Member)
SSSS Holdings, LLC (100%; Sole Member)

Silver State South Solar, LLC (49.99%; Managing Member)
Silver State Solar Power South, LLC (100%; Sole Member)
Tuscola Bay Wind, LLC (100%; Sole Member)
White Oak Energy Holdings, LLC (100%; Sole Member)
White Oak Energy LLC (100%; Sole Member)
NEP Renewables Holdings III, LLC (100%; Sole Member)
NEP Renewables III, LLC (50%; Class B Member)
Star Moon Holdings, LLC (100%; Class A Member)
Moonlight Bay Class A Holdings, LLC (100%; Sole Member)
Moonlight Bay Renewables, LLC (100%; Class A Member)
Dodge Flat Solar, LLC (100%; Sole Member)
Elora Solar, LLC (100%; Sole Member)
Fish Springs Ranch Solar, LLC (100%; Sole Member)
Little Blue Wind Project, LLC (100%; Sole Member)
Minco Wind Energy III, LLC (100%; Sole Member)
Minco IV & V Interconnection, LLC (27.04%; Managing Member)
White Mesa Wind, LLC (100%; Sole Member)
Stargrass Class A Holdings, LLC (100%; Sole Member)
Stargrass, LLC (100%; Class A Member)
Borderlands Wind, LLC (100%; Sole Member)
Borderlands Wind Holdings, LLC (100%; Sole Member)
Cool Springs Solar, LLC (100%; Sole Member)
Ensign Wind Energy, LLC (100%; Sole Member)
Hubbard Wind, LLC (100%; Sole Member)
Irish Creek Wind, LLC (100%; Sole Member)
Quinebaug Solar, LLC (100%; Sole Member)
Quitman II Solar, LLC (100%; Sole Member)
NEP Renewables III, LLC (100%; Class A Member)
Star Moon Holdings, LLC (100%; Class A Member)
Moonlight Bay Class A Holdings, LLC (100%; Sole Member)
Moonlight Bay Renewables, LLC (100%; Class A Member)
Dodge Flat Solar, LLC (100%; Sole Member)
Elora Solar, LLC (100%; Sole Member)
Fish Springs Ranch Solar, LLC (100%; Sole Member)
Little Blue Wind Project, LLC (100%; Sole Member)
Minco Wind Energy III, LLC (100%; Sole Member)
Minco IV & V Interconnection, LLC (27.04%; Managing Member)
White Mesa Wind, LLC (100%; Sole Member)
Stargrass Class A Holdings, LLC (100%; Sole Member)
Stargrass, LLC (100%; Class A Member)
Borderlands Wind, LLC (100%; Sole Member)
Borderlands Wind Holdings, LLC (100%; Sole Member)
Cool Springs Solar, LLC (100%; Sole Member)
Ensign Wind Energy, LLC (100%; Sole Member)
Hubbard Wind, LLC (100%; Sole Member)
Irish Creek Wind, LLC (100%; Sole Member)
Quinebaug Solar, LLC (100%; Sole Member)
Quitman II Solar, LLC (100%; Sole Member)
NEP Renewables Holdings IV, LLC (100%; Sole Member)
NEP Renewables IV, LLC (100%; Class A Member)
Alta Wind Portfolio, LLC (100%; Sole Member)
Tusk Wind Holdings, LLC (100%; Sole Member)
Alta Wind VIII, LLC (100%; Sole Member)
Dogwood Wind Holdings, LLC (100%; Sole Member)
Dogwood Wind, LLC (100%; Class A Tax Equity Member)
Oliver Wind III, LLC (100%; Sole Member)
Osborn Wind Energy, LLC (100%; Sole Member)

Elk City Sholes Holdings, LLC (100%; Sole Member)
Elk City II Wind Funding, LLC (100%; Sole Member)
Southwest Wind, LLC (100%; Class A Tax Equity Member)
Elk City Renewables II, LLC (100%; Sole Member)
Sholes Wind Funding, LLC (100%; Sole Member)
Sholes Wind Class A Holdings, LLC (100%; Sole Member)
Sholes Wind, LLC (100%; Class A Member)
Emerald Breeze Holdings, LLC (100%; Class A Member)
Emerald Breeze Class A Holdings, LLC (100%; Sole Member)
Emerald Breeze, LLC (100%; Class A Member)
Appaloosa Run Wind, LLC (100%; Sole Member)
Eight Point Wind, LLC (100%; Sole Member)
Great Prairie Wind, LLC (100%; Sole Member)
Yellow Pine Solar, LLC (100%; Sole Member)
Yellow Pine Solar Interconnect, LLC (50%; Managing Member)
Golden West Wind Holdings, LLC (100%; Sole Member)
Golden West Power Partners, LLC (100%; Class A Tax Equity Member)
Nokota Wind Holdings, LLC (100%; Sole Member)
Nokota Wind, LLC (100%; Class A Tax Equity Member)
Brady Wind II, LLC (100%; Sole Member)
Brady Interconnection, LLC (50%; Member)
Brady Wind, LLC (100%; Sole Member)
Brady Interconnection, LLC (50%; Managing Member)
Sac County Wind Holdings, LLC (100%; Sole Member)
Sac County Wind Class A Holdings, LLC (100%; Class A Member)
Sac County Wind, LLC (100%; Class A Member)
NEP Renewables IV, LLC (31.2%; Class B Member)
Alta Wind Portfolio, LLC (100%; Sole Member)
Tusk Wind Holdings, LLC (100%; Sole Member)
Alta Wind VIII, LLC (100%; Sole Member)
Dogwood Wind Holdings, LLC (100%; Sole Member)
Dogwood Wind, LLC (100%; Class A Tax Equity Member)
Oliver Wind III, LLC (100%; Sole Member)
Osborn Wind Energy, LLC (100%; Sole Member)
Elk City Sholes Holdings, LLC (100%; Sole Member)
Elk City II Wind Funding, LLC (100%; Sole Member)
Southwest Wind, LLC (100%; Class A Tax Equity Member)
Elk City Renewables II, LLC (100%; Sole Member)
Sholes Wind Funding, LLC (100%; Sole Member)
Sholes Wind Class A Holdings, LLC (100%; Sole Member)
Sholes Wind, LLC (100%; Class A Member)
Emerald Breeze Holdings, LLC (100%; Class A Member)
Emerald Breeze Class A Holdings, LLC (100%; Sole Member)
Emerald Breeze, LLC (100%; Class A Member)
Appaloosa Run Wind, LLC (100%; Sole Member)
Eight Point Wind, LLC (100%; Sole Member)
Great Prairie Wind, LLC (100%; Sole Member)
Yellow Pine Solar, LLC (100%; Sole Member)
Yellow Pine Solar Interconnect, LLC (50%; Managing Member)
Golden West Wind Holdings, LLC (100%; Sole Member)
Golden West Power Partners, LLC (100%; Class A Tax Equity Member)
Nokota Wind Holdings, LLC (100%; Sole Member)
Nokota Wind, LLC (100%; Class A Tax Equity Member)
Brady Wind II, LLC (100%; Sole Member)
Brady Interconnection, LLC (50%; Member)
Brady Wind, LLC (100%; Sole Member)
Brady Interconnection, LLC (50%; Managing Member)

Sac County Wind Holdings, LLC (100%; Sole Member)
 Sac County Wind Class A Holdings, LLC (100%; Class A Member)
 Sac County Wind, LLC (100%; Class A Member)
 NEP Renewables Holdings, LLC (100%; Sole Member)
 NEP Renewables, LLC (100%; Sole Member)
 Breckinridge Wind Class A Holdings, LLC (100%; Sole Member)
 Breckinridge Wind Project, LLC (100%; Class A Tax Equity Member)
 Carousel Wind Holdings, LLC (100%; Sole Member)
 Carousel Wind Farm, LLC (100%; Class A Tax Equity Member)
 Monarch Wind Holdings, LLC (100%; Sole Member)
 Monarch Wind, LLC (100%; Class A Tax Equity Member)
 Javelina Wind Holdings II, LLC (100%; Sole Member)
 Javelina Wind Energy II, LLC (100%; Sole Member)
 Javelina Interconnection, LLC (45%; Member)
 Rush Springs Wind Energy, LLC (100%; Sole Member)
 Mountain View Solar Holdings, LLC (100%; Sole Member)
 Mountain View Solar, LLC (100%; Sole Member)
 Pacific Plains Wind Class A Holdings, LLC (100%; Sole Member)
 Pacific Plains Wind, LLC (100%; Class A Tax Equity Member)
 Cottonwood Wind Project Holdings, LLC (100%; Sole Member)
 Cottonwood Wind Project, LLC (100%; Sole Member)
 Golden Hills North Wind, LLC (100%; Sole Member)
 Golden Hills Interconnection, LLC (32.4%; Member)
 NextEra Energy Bluff Point, LLC (100%; Sole Member)
 NextEra Desert Sunlight Holdings, LLC (99.8%; Member)
 Desert Sunlight Investment Holdings, LLC (50%; Managing Member)
 Desert Sunlight Holdings, LLC (100%; Sole Member)
 Desert Sunlight 250, LLC (100%; Sole Member)
 Desert Sunlight 300, LLC (100%; Sole Member)
 Ninnescah Wind Renewables, LLC (100%; Sole Member)
 Nutmeg Solar Holdings, LLC (33.3%; Member)
 Nutmeg Solar, LLC (100%; Sole Member)
 Palo Duro Wind, LLC (100%; Sole Member)
 Palomino Wind Holdings, LLC (100%; Sole Member)
 Palomino Wind, LLC (100%; Class A Tax Equity Member)
 Kingman Wind Energy I, LLC (100%; Sole Member)
 Kingman Wind Energy II, LLC (100%; Sole Member)
 Prairie View Wind Holdings, LLC (100%; Sole Member)
 Ninnescah Wind Energy LLC (100%; Sole Member)
 Seiling Wind Energy II, LLC (100%; Sole Member)
 Seiling Wind Investments, LLC (100%; Sole Member)
 Seiling Wind Holdings, LLC (100%; Sole Member)
 Seiling Wind Portfolio, LLC (100%; Class A Tax Equity Member)
 Seiling Wind II, LLC (100%; Sole Member)
 Seiling Wind Interconnection Services, LLC (33%; Member)
 Seiling Wind, LLC (100%; Sole Member)
 Seiling Wind Interconnection Services, LLC (67%; Managing Member)
 Shaw Creek Solar Holdings, LLC (33.3%; Member)
 Shaw Creek Solar, LLC (100%; Sole Member)
 Solar Holdings Portfolio 12, LLC (100%; Class C Member)
 DG Portfolio 2019 Funding, LLC (100%; Sole Member)
 DG Portfolio 2019 Holdings, LLC (100%; Sole Member)
 DG Portfolio 2019, LLC (100%; Sole Member)
 DG Amaze, LLC (100%; Sole Member)
 DG California Solar, LLC (100%; Sole Member)
 DG Colorado Solar, LLC (100%; Sole Member)
 DG LF Solar, LLC (100%; Sole Member)

DG Minnesota CSG 1, LLC (100%; Sole Member)
 DG Minnesota CSG, LLC (100%; Sole Member)
 DG New Jersey Solar, LLC (100%; Sole Member)
 DG New York Solar, LLC (100%; Sole Member)
 DG Northeast Solar, LLC (100%; Sole Member)
 DG SUNY Solar 1, LLC (100%; Sole Member)
 DG Southwest Solar Portfolio 2019, LLC (100%; Sole Member)
 HL Solar LLC (100%; Sole Member)
 DG Waipio, LLC (100%; Sole Member)
 Pacific Energy Solutions LLC (100%; Sole Member)
 W2 Solar Holdings, LLC (100%; Sole Member)
 Sierra Solar Funding, LLC (100%; Sole Member)
 Sierra Solar Holdings, LLC (100%; Sole Member)
 Westside Solar, LLC (100%; Sole Member)
 Whitney Point Solar, LLC (100%; Sole Member)
 Southwest Solar Holdings, LLC (100%; Sole Member)
 Hatch Solar Energy Center I LLC (100%; Sole Member)
 Sunlight Renewables Holdings, LLC (100%; Class A Member)
 Sunlight Renewables Class A Holdings, LLC (100%; Sole Member)
 Sunlight Renewables, LLC (100%; Class A Member)
 Sunlight Storage, LLC (100%; Sole Member)
 VMCLR Holdings, LLC (100%; Sole Member)
 Indigo Plains Solar Class B Holdings, LLC (100%; Sole Member)
 Indigo Plains Solar, LLC (100%; Class B Tax Equity Member)
 Chaves County Solar, LLC (100%; Sole Member)
 Chaves County Solar Holdings, LLC (100%; Sole Member)
 Live Oak Solar, LLC (100%; Sole Member)
 River Bend Solar, LLC (100%; Sole Member)
 Indigo Plains Solar Funding, LLC (100%; Sole Member)
 Indigo Plains Solar Holdings, LLC (100%; Sole Member)
 Indigo Plains Solar, LLC (100%; Class A Tax Equity Member)
 Chaves County Solar, LLC (100%; Sole Member)
 Chaves County Solar Holdings, LLC (100%; Sole Member)
 Live Oak Solar, LLC (100%; Sole Member)
 River Bend Solar, LLC (100%; Sole Member)
 Whiptail-Montezuma Funding, LLC (100%; Sole Member)
 Whiptail-Montezuma Holdings, LLC (100%; Sole Member)
 Montezuma Wind Holdings II, LLC (100%; Sole Member)
 NextEra Energy Montezuma II Wind, LLC (100%; Sole Member)
 Southwest Wind Class A Holdings, LLC (100%; Class A Member)
 Whiptail Wind, LLC (100%; Class A Tax Equity Member)
 Casa Mesa Wind, LLC (100%; Sole Member)
 Casa Mesa Wind Investments, LLC (100%; Sole Member)
 Langdon Renewables, LLC (100%; Sole Member)
 New Mexico Wind, LLC (100%; Sole Member)
 Pacific Power Investments, LLC (100%; Sole Member)
 Southwest Wind Class A Holdings, LLC (100%; Class B Member)
 Whiptail Wind, LLC (100%; Class A Tax Equity Member)
 Casa Mesa Wind, LLC (100%; Sole Member)
 Casa Mesa Wind Investments, LLC (100%; Sole Member)
 Langdon Renewables, LLC (100%; Sole Member)
 New Mexico Wind, LLC (100%; Sole Member)
 Pacific Power Investments, LLC (100%; Sole Member)
 Windstar Portfolio, LLC (100%; Sole Member)
 Tusk Wind Holdings II, LLC (100%; Sole Member)
 Windstar Energy, LLC (100%; Sole Member)
 NextEra Energy Partners Constructors, LLC (100%; Sole Member)

NextEra Energy Partners Solar Acquisitions, LLC (100%; Sole Member)
 Adelanto CA II, LLC (100%; Sole Member)
 Adelanto Solar Funding, LLC (50.01%; Member)
 Adelanto Solar Holdings, LLC (100%; Sole Member)
 Adelanto Solar II, LLC (100%; Sole Member)
 Adelanto Solar, LLC (100%; Sole Member)
 McCoy CA II, LLC (100%; Sole Member)
 McCoy Solar Holdings, LLC (50.01%; Member)
 McCoy Solar Funding, LLC (100%; Sole Member)
 McCoy Solar, LLC (100%; Sole Member)
 NextEra Desert Center Blythe, LLC (50%; Member)
 NextEra Energy Partners Ventures, LLC (100%; Sole Member)
 NET Holdings Management, LLC (100%; Sole Member)
 NextEra Energy Partners Pipelines Holdings, LLC (100%; Sole Member)
 NextEra Energy Partners Pipelines, LLC (100%; Class A Member)
 Meade Pipeline Investment Holdings, LLC (100%; Sole Member)
 Meade Pipeline Investment, LLC (100%; Sole Member)
 Meade Pipeline Co LLC (75%; Managing Member)
 Redwood Meade Pipeline, LLC (100%; Sole Member)
 Redwood Midstream, LLC (90%; Managing Member)
 Redwood Meade Midstream MPC, LLC (100%; Sole Member)
 Meade Pipeline Co LLC (15%; Member)
 River Road Interests LLC (100%; Sole Member)
 Meade Pipeline Co LLC (10%; Member)
 Redwood Midstream, LLC (10%; Member)
 Redwood Meade Midstream MPC, LLC (100%; Sole Member)
 Meade Pipeline Co LLC (15%; Member)
 River Road Interests LLC (100%; Sole Member)
 Meade Pipeline Co LLC (10%; Member)
 South Texas Midstream Holdings, LLC (100%; Sole Member)
 South Texas Midstream, LLC (100%; Class A Member)
 South Texas Midstream, LLC (100%; Class B Member)
 Northern Colorado Wind Energy, LLC (100%; Sole Member)
 Palo Duro Wind Portfolio, LLC (100%; Sole Member)
 Palo Duro Wind Project Holdings, LLC (100%; Sole Member)
 Palo Duro Wind Energy, LLC (100%; Sole Member)
 Palo Duro Wind Interconnection Services, LLC (88%; Managing Member)
 Shafter Solar Portfolio, LLC (100%; Sole Member)
 Shafter Solar Holdings, LLC (100%; Sole Member)
 Shafter Solar, LLC (100%; Sole Member)
 Tusk Wind Holdings III, LLC (100%; Sole Member)
 Granite Reliable Power, LLC (100%; Sole Member)
 NextEra Energy Operating Partners, LP (100%; Limited Partner)
 NextEra Energy US Partners Holdings, LLC (100%; Sole Member)
 Dissolution Solutions (NEP), LLC (100%; Sole Member)
 Genesis Purchaser Holdings, LLC (100%; Sole Member)
 Genesis Purchaser, LLC (100%; Sole Member)
 Genesis Solar Funding Holdings, LLC (100%; Sole Member)
 Genesis Solar Funding, LLC (100%; Sole Member)
 Genesis Solar Holdings, LLC (100%; Class A Tax Equity Member)
 Elk City Wind, LLC (100%; Sole Member)
 Genesis Solar, LLC (100%; Sole Member)
 NextEra Desert Center Blythe, LLC (50%; Member)
 Golden Plains Class A Holdings, LLC (100%; Sole Member)
 Golden Plains, LLC (100%; Class A Member)
 Baldwin Wind Energy, LLC (100%; Sole Member)
 Northern Colorado Wind Energy Center II, LLC (100%; Sole Member)

Northern Colorado Interconnect, LLC (12.9%; Member)
Northern Colorado Wind Energy Center, LLC (100%; Sole Member)
Northern Colorado Interconnect, LLC (87.1%; Managing Member)
Wilmot Energy Center, LLC (100%; Sole Member)
Pine Brooke Class A Holdings, LLC (40%; Member)
Pine Brooke, LLC (100%; Class A Tax Equity Member)
Blue Summit III Wind, LLC (100%; Sole Member)
Blue Summit Interconnection, LLC (25%; Member)
Harmony Florida Solar, LLC (100%; Sole Member)
Ponderosa Wind, LLC (100%; Sole Member)
Saint Solar, LLC (100%; Sole Member)
Sanford Airport Solar, LLC (100%; Sole Member)
Soldier Creek Wind, LLC (100%; Sole Member)
Taylor Creek Solar, LLC (100%; Sole Member)
NextEra Energy Partners Acquisitions, LLC (100%; Sole Member)
Baldwin Wind, LLC (100%; Sole Member)
Bayhawk Wind Portfolio, LLC (100%; Sole Member)
Bayhawk Wind Holdings, LLC (100%; Sole Member)
Bayhawk Wind, LLC (100%; Class A Member)
Cedar Bluff Wind, LLC (100%; Sole Member)
Golden Hills Wind, LLC (100%; Sole Member)
Golden Hills Interconnection, LLC (67.6%; Managing Member)
Breckinridge Wind, LLC (100%; Sole Member)
Carousel Wind, LLC (100%; Sole Member)
Cedar Bluff Wind Energy, LLC (100%; Sole Member)
Coram Portfolio II, LLC (100%; Sole Member)
Tusk Wind Holdings V, LLC (100%; Sole Member)
RET Coram Tehachapi Wind GP, LLC (100%; Sole Member)
Coram California Development, L.P. (0.01%; General Partner)
RET Tehachapi Wind Development, LLC (100%; Sole Member)
Coram California Development, L.P. (99.99%; Limited Partner)
Coram Portfolio, LLC (100%; Sole Member)
Tusk Wind Holdings IV, LLC (100%; Sole Member)
Coram Energy LLC (100%; Sole Member)
Coram Tehachapi, LLC (100%; Sole Member)
HW CA Holdings, LLC (100%; Member)
High Winds, LLC (100%; Sole Member)
Javelina Wind Funding, LLC (100%; Sole Member)
Javelina Wind Energy Holdings, LLC (100%; Sole Member)
Javelina Wind Energy, LLC (100%; Sole Member)
Javelina Interconnection, LLC (55%; Managing Member)
Kingman Wind I, LLC (100%; Sole Member)
Kingman Wind II, LLC (100%; Sole Member)
Mammoth Plains Wind Project Holdings, LLC (100%; Sole Member)
Mammoth Plains Wind Project, LLC (100%; Class B Member)
Mammoth Plains Wind Project, LLC (100%; Class A Member)
Mammoth Plains Wind, LLC (100%; Sole Member)
Meadowlark Wind, LLC (100%; Sole Member)
NEP Ninnescath Thermal Storage, LLC (100%; Sole Member)
NEP Nitro Renewables Holdings, LLC (100%; Sole Member)
NEP Renewables Holdings II, LLC (100%; Sole Member)
NEP Renewables II, LLC (100%; Managing Member)
Ashtabula Wind II, LLC (100%; Sole Member)
Ashtabula Wind III, LLC (100%; Sole Member)
FPL Energy Vansycle L.L.C. (100%; Sole Member)
Garden Wind, LLC (100%; Sole Member)
Perrin Ranch Wind, LLC (100%; Sole Member)

Rosmar Portfolio, LLC (100%; Sole Member)
 Rosmar Holdings, LLC (100%; Member)
 Marshall Solar, LLC (100%; Sole Member)
 Roswell Solar, LLC (100%; Sole Member)
 Roswell Solar Holdings, LLC (100%; Sole Member)
 SSSS Holdings, LLC (100%; Sole Member)
 Silver State South Solar, LLC (49.99%; Managing Member)
 Silver State Solar Power South, LLC (100%; Sole Member)
 Tuscola Bay Wind, LLC (100%; Sole Member)
 White Oak Energy Holdings, LLC (100%; Sole Member)
 White Oak Energy LLC (100%; Sole Member)
 NEP Renewables Holdings III, LLC (100%; Sole Member)
 NEP Renewables III, LLC (50%; Class B Member)
 Star Moon Holdings, LLC (100%; Class A Member)
 Moonlight Bay Class A Holdings, LLC (100%; Sole Member)
 Moonlight Bay Renewables, LLC (100%; Class A Member)
 Dodge Flat Solar, LLC (100%; Sole Member)
 Elora Solar, LLC (100%; Sole Member)
 Fish Springs Ranch Solar, LLC (100%; Sole Member)
 Little Blue Wind Project, LLC (100%; Sole Member)
 Minco Wind Energy III, LLC (100%; Sole Member)
 Minco IV & V Interconnection, LLC (27.04%; Managing Member)
 White Mesa Wind, LLC (100%; Sole Member)
 Stargrass Class A Holdings, LLC (100%; Sole Member)
 Stargrass, LLC (100%; Class A Member)
 Borderlands Wind, LLC (100%; Sole Member)
 Borderlands Wind Holdings, LLC (100%; Sole Member)
 Cool Springs Solar, LLC (100%; Sole Member)
 Ensign Wind Energy, LLC (100%; Sole Member)
 Hubbard Wind, LLC (100%; Sole Member)
 Irish Creek Wind, LLC (100%; Sole Member)
 Quinebaug Solar, LLC (100%; Sole Member)
 Quitman II Solar, LLC (100%; Sole Member)
 NEP Renewables III, LLC (100%; Class A Member)
 Star Moon Holdings, LLC (100%; Class A Member)
 Moonlight Bay Class A Holdings, LLC (100%; Sole Member)
 Moonlight Bay Renewables, LLC (100%; Class A Member)
 Dodge Flat Solar, LLC (100%; Sole Member)
 Elora Solar, LLC (100%; Sole Member)
 Fish Springs Ranch Solar, LLC (100%; Sole Member)
 Little Blue Wind Project, LLC (100%; Sole Member)
 Minco Wind Energy III, LLC (100%; Sole Member)
 Minco IV & V Interconnection, LLC (27.04%; Managing Member)
 White Mesa Wind, LLC (100%; Sole Member)
 Stargrass Class A Holdings, LLC (100%; Sole Member)
 Stargrass, LLC (100%; Class A Member)
 Borderlands Wind, LLC (100%; Sole Member)
 Borderlands Wind Holdings, LLC (100%; Sole Member)
 Cool Springs Solar, LLC (100%; Sole Member)
 Ensign Wind Energy, LLC (100%; Sole Member)
 Hubbard Wind, LLC (100%; Sole Member)
 Irish Creek Wind, LLC (100%; Sole Member)
 Quinebaug Solar, LLC (100%; Sole Member)
 Quitman II Solar, LLC (100%; Sole Member)
 NEP Renewables Holdings IV, LLC (100%; Sole Member)
 NEP Renewables IV, LLC (100%; Class A Member)
 Alta Wind Portfolio, LLC (100%; Sole Member)

Tusk Wind Holdings, LLC (100%; Sole Member)
 Alta Wind VIII, LLC (100%; Sole Member)
 Dogwood Wind Holdings, LLC (100%; Sole Member)
 Dogwood Wind, LLC (100%; Class A Tax Equity Member)
 Oliver Wind III, LLC (100%; Sole Member)
 Osborn Wind Energy, LLC (100%; Sole Member)
 Elk City Sholes Holdings, LLC (100%; Sole Member)
 Elk City II Wind Funding, LLC (100%; Sole Member)
 Southwest Wind, LLC (100%; Class A Tax Equity Member)
 Elk City Renewables II, LLC (100%; Sole Member)
 Sholes Wind Funding, LLC (100%; Sole Member)
 Sholes Wind Class A Holdings, LLC (100%; Sole Member)
 Sholes Wind, LLC (100%; Class A Member)
 Emerald Breeze Holdings, LLC (100%; Class A Member)
 Emerald Breeze Class A Holdings, LLC (100%; Sole Member)
 Emerald Breeze, LLC (100%; Class A Member)
 Appaloosa Run Wind, LLC (100%; Sole Member)
 Eight Point Wind, LLC (100%; Sole Member)
 Great Prairie Wind, LLC (100%; Sole Member)
 Yellow Pine Solar, LLC (100%; Sole Member)
 Yellow Pine Solar Interconnect, LLC (50%; Managing Member)
 Golden West Wind Holdings, LLC (100%; Sole Member)
 Golden West Power Partners, LLC (100%; Class A Tax Equity Member)
 Nokota Wind Holdings, LLC (100%; Sole Member)
 Nokota Wind, LLC (100%; Class A Tax Equity Member)
 Brady Wind II, LLC (100%; Sole Member)
 Brady Interconnection, LLC (50%; Member)
 Brady Wind, LLC (100%; Sole Member)
 Brady Interconnection, LLC (50%; Managing Member)
 Sac County Wind Holdings, LLC (100%; Sole Member)
 Sac County Wind Class A Holdings, LLC (100%; Class A Member)
 Sac County Wind, LLC (100%; Class A Member)
 NEP Renewables IV, LLC (31.2%; Class B Member)
 Alta Wind Portfolio, LLC (100%; Sole Member)
 Tusk Wind Holdings, LLC (100%; Sole Member)
 Alta Wind VIII, LLC (100%; Sole Member)
 Dogwood Wind Holdings, LLC (100%; Sole Member)
 Dogwood Wind, LLC (100%; Class A Tax Equity Member)
 Oliver Wind III, LLC (100%; Sole Member)
 Osborn Wind Energy, LLC (100%; Sole Member)
 Elk City Sholes Holdings, LLC (100%; Sole Member)
 Elk City II Wind Funding, LLC (100%; Sole Member)
 Southwest Wind, LLC (100%; Class A Tax Equity Member)
 Elk City Renewables II, LLC (100%; Sole Member)
 Sholes Wind Funding, LLC (100%; Sole Member)
 Sholes Wind Class A Holdings, LLC (100%; Sole Member)
 Sholes Wind, LLC (100%; Class A Member)
 Emerald Breeze Holdings, LLC (100%; Class A Member)
 Emerald Breeze Class A Holdings, LLC (100%; Sole Member)
 Emerald Breeze, LLC (100%; Class A Member)
 Appaloosa Run Wind, LLC (100%; Sole Member)
 Eight Point Wind, LLC (100%; Sole Member)
 Great Prairie Wind, LLC (100%; Sole Member)
 Yellow Pine Solar, LLC (100%; Sole Member)
 Yellow Pine Solar Interconnect, LLC (50%; Managing Member)
 Golden West Wind Holdings, LLC (100%; Sole Member)
 Golden West Power Partners, LLC (100%; Class A Tax Equity Member)

Nokota Wind Holdings, LLC (100%; Sole Member)
 Nokota Wind, LLC (100%; Class A Tax Equity Member)
 Brady Wind II, LLC (100%; Sole Member)
 Brady Interconnection, LLC (50%; Member)
 Brady Wind, LLC (100%; Sole Member)
 Brady Interconnection, LLC (50%; Managing Member)
 Sac County Wind Holdings, LLC (100%; Sole Member)
 Sac County Wind Class A Holdings, LLC (100%; Class A Member)
 Sac County Wind, LLC (100%; Class A Member)
 NEP Renewables Holdings, LLC (100%; Sole Member)
 NEP Renewables, LLC (100%; Sole Member)
 Breckinridge Wind Class A Holdings, LLC (100%; Sole Member)
 Breckinridge Wind Project, LLC (100%; Class A Tax Equity Member)
 Carousel Wind Holdings, LLC (100%; Sole Member)
 Carousel Wind Farm, LLC (100%; Class A Tax Equity Member)
 Monarch Wind Holdings, LLC (100%; Sole Member)
 Monarch Wind, LLC (100%; Class A Tax Equity Member)
 Javelina Wind Holdings II, LLC (100%; Sole Member)
 Javelina Wind Energy II, LLC (100%; Sole Member)
 Javelina Interconnection, LLC (45%; Member)
 Rush Springs Wind Energy, LLC (100%; Sole Member)
 Mountain View Solar Holdings, LLC (100%; Sole Member)
 Mountain View Solar, LLC (100%; Sole Member)
 Pacific Plains Wind Class A Holdings, LLC (100%; Sole Member)
 Pacific Plains Wind, LLC (100%; Class A Tax Equity Member)
 Cottonwood Wind Project Holdings, LLC (100%; Sole Member)
 Cottonwood Wind Project, LLC (100%; Sole Member)
 Golden Hills North Wind, LLC (100%; Sole Member)
 Golden Hills Interconnection, LLC (32.4%; Member)
 NextEra Energy Bluff Point, LLC (100%; Sole Member)
 NextEra Desert Sunlight Holdings, LLC (99.8%; Member)
 Desert Sunlight Investment Holdings, LLC (50%; Managing Member)
 Desert Sunlight Holdings, LLC (100%; Sole Member)
 Desert Sunlight 250, LLC (100%; Sole Member)
 Desert Sunlight 300, LLC (100%; Sole Member)
 Ninnescah Wind Renewables, LLC (100%; Sole Member)
 Nutmeg Solar Holdings, LLC (33.3%; Member)
 Nutmeg Solar, LLC (100%; Sole Member)
 Palo Duro Wind, LLC (100%; Sole Member)
 Palomino Wind Holdings, LLC (100%; Sole Member)
 Palomino Wind, LLC (100%; Class A Tax Equity Member)
 Kingman Wind Energy I, LLC (100%; Sole Member)
 Kingman Wind Energy II, LLC (100%; Sole Member)
 Prairie View Wind Holdings, LLC (100%; Sole Member)
 Ninnescah Wind Energy LLC (100%; Sole Member)
 Seiling Wind Energy II, LLC (100%; Sole Member)
 Seiling Wind Investments, LLC (100%; Sole Member)
 Seiling Wind Holdings, LLC (100%; Sole Member)
 Seiling Wind Portfolio, LLC (100%; Class A Tax Equity Member)
 Seiling Wind II, LLC (100%; Sole Member)
 Seiling Wind Interconnection Services, LLC (33%; Member)
 Seiling Wind, LLC (100%; Sole Member)
 Seiling Wind Interconnection Services, LLC (67%; Managing Member)
 Shaw Creek Solar Holdings, LLC (33.3%; Member)
 Shaw Creek Solar, LLC (100%; Sole Member)
 Solar Holdings Portfolio 12, LLC (100%; Class C Member)
 DG Portfolio 2019 Funding, LLC (100%; Sole Member)

DG Portfolio 2019 Holdings, LLC (100%; Sole Member)
 DG Portfolio 2019, LLC (100%; Sole Member)
 DG Amaze, LLC (100%; Sole Member)
 DG California Solar, LLC (100%; Sole Member)
 DG Colorado Solar, LLC (100%; Sole Member)
 DG LF Solar, LLC (100%; Sole Member)
 DG Minnesota CSG 1, LLC (100%; Sole Member)
 DG Minnesota CSG, LLC (100%; Sole Member)
 DG New Jersey Solar, LLC (100%; Sole Member)
 DG New York Solar, LLC (100%; Sole Member)
 DG Northeast Solar, LLC (100%; Sole Member)
 DG SUNY Solar 1, LLC (100%; Sole Member)
 DG Southwest Solar Portfolio 2019, LLC (100%; Sole Member)
 HL Solar LLC (100%; Sole Member)
 DG Waipio, LLC (100%; Sole Member)
 Pacific Energy Solutions LLC (100%; Sole Member)
 W2 Solar Holdings, LLC (100%; Sole Member)
 Sierra Solar Funding, LLC (100%; Sole Member)
 Sierra Solar Holdings, LLC (100%; Sole Member)
 Westside Solar, LLC (100%; Sole Member)
 Whitney Point Solar, LLC (100%; Sole Member)
 Southwest Solar Holdings, LLC (100%; Sole Member)
 Hatch Solar Energy Center I LLC (100%; Sole Member)
 Sunlight Renewables Holdings, LLC (100%; Class A Member)
 Sunlight Renewables Class A Holdings, LLC (100%; Sole Member)
 Sunlight Renewables, LLC (100%; Class A Member)
 Sunlight Storage, LLC (100%; Sole Member)
 VMCLR Holdings, LLC (100%; Sole Member)
 Indigo Plains Solar Class B Holdings, LLC (100%; Sole Member)
 Indigo Plains Solar, LLC (100%; Class B Tax Equity Member)
 Chaves County Solar, LLC (100%; Sole Member)
 Chaves County Solar Holdings, LLC (100%; Sole Member)
 Live Oak Solar, LLC (100%; Sole Member)
 River Bend Solar, LLC (100%; Sole Member)
 Indigo Plains Solar Funding, LLC (100%; Sole Member)
 Indigo Plains Solar Holdings, LLC (100%; Sole Member)
 Indigo Plains Solar, LLC (100%; Class A Tax Equity Member)
 Chaves County Solar, LLC (100%; Sole Member)
 Chaves County Solar Holdings, LLC (100%; Sole Member)
 Live Oak Solar, LLC (100%; Sole Member)
 River Bend Solar, LLC (100%; Sole Member)
 Whiptail-Montezuma Funding, LLC (100%; Sole Member)
 Whiptail-Montezuma Holdings, LLC (100%; Sole Member)
 Montezuma Wind Holdings II, LLC (100%; Sole Member)
 NextEra Energy Montezuma II Wind, LLC (100%; Sole Member)
 Southwest Wind Class A Holdings, LLC (100%; Class A Member)
 Whiptail Wind, LLC (100%; Class A Tax Equity Member)
 Casa Mesa Wind, LLC (100%; Sole Member)
 Casa Mesa Wind Investments, LLC (100%; Sole Member)
 Langdon Renewables, LLC (100%; Sole Member)
 New Mexico Wind, LLC (100%; Sole Member)
 Pacific Power Investments, LLC (100%; Sole Member)
 Southwest Wind Class A Holdings, LLC (100%; Class B Member)
 Whiptail Wind, LLC (100%; Class A Tax Equity Member)
 Casa Mesa Wind, LLC (100%; Sole Member)
 Casa Mesa Wind Investments, LLC (100%; Sole Member)
 Langdon Renewables, LLC (100%; Sole Member)

New Mexico Wind, LLC (100%; Sole Member)
 Pacific Power Investments, LLC (100%; Sole Member)
 Windstar Portfolio, LLC (100%; Sole Member)
 Tusk Wind Holdings II, LLC (100%; Sole Member)
 Windstar Energy, LLC (100%; Sole Member)
 NextEra Energy Partners Constructors, LLC (100%; Sole Member)
 NextEra Energy Partners Solar Acquisitions, LLC (100%; Sole Member)
 Adelanto CA II, LLC (100%; Sole Member)
 Adelanto Solar Funding, LLC (50.01%; Member)
 Adelanto Solar Holdings, LLC (100%; Sole Member)
 Adelanto Solar II, LLC (100%; Sole Member)
 Adelanto Solar, LLC (100%; Sole Member)
 McCoy CA II, LLC (100%; Sole Member)
 McCoy Solar Holdings, LLC (50.01%; Member)
 McCoy Solar Funding, LLC (100%; Sole Member)
 McCoy Solar, LLC (100%; Sole Member)
 NextEra Desert Center Blythe, LLC (50%; Member)
 NextEra Energy Partners Ventures, LLC (100%; Sole Member)
 NET Holdings Management, LLC (100%; Sole Member)
 NextEra Energy Partners Pipelines Holdings, LLC (100%; Sole Member)
 NextEra Energy Partners Pipelines, LLC (100%; Class A Member)
 Meade Pipeline Investment Holdings, LLC (100%; Sole Member)
 Meade Pipeline Investment, LLC (100%; Sole Member)
 Meade Pipeline Co LLC (75%; Managing Member)
 Redwood Meade Pipeline, LLC (100%; Sole Member)
 Redwood Midstream, LLC (90%; Managing Member)
 Redwood Meade Midstream MPC, LLC (100%; Sole Member)
 Meade Pipeline Co LLC (15%; Member)
 River Road Interests LLC (100%; Sole Member)
 Meade Pipeline Co LLC (10%; Member)
 Redwood Midstream, LLC (10%; Member)
 Redwood Meade Midstream MPC, LLC (100%; Sole Member)
 Meade Pipeline Co LLC (15%; Member)
 River Road Interests LLC (100%; Sole Member)
 Meade Pipeline Co LLC (10%; Member)
 South Texas Midstream Holdings, LLC (100%; Sole Member)
 South Texas Midstream, LLC (100%; Class A Member)
 South Texas Midstream, LLC (100%; Class B Member)
 Northern Colorado Wind Energy, LLC (100%; Sole Member)
 Palo Duro Wind Portfolio, LLC (100%; Sole Member)
 Palo Duro Wind Project Holdings, LLC (100%; Sole Member)
 Palo Duro Wind Energy, LLC (100%; Sole Member)
 Palo Duro Wind Interconnection Services, LLC (88%; Managing Member)
 Shafter Solar Portfolio, LLC (100%; Sole Member)
 Shafter Solar Holdings, LLC (100%; Sole Member)
 Shafter Solar, LLC (100%; Sole Member)
 Tusk Wind Holdings III, LLC (100%; Sole Member)
 Granite Reliable Power, LLC (100%; Sole Member)
 NextEra Energy Operating Partners, LP (51.364%; Limited Partner)
 NextEra Energy US Partners Holdings, LLC (100%; Sole Member)
 Dissolution Solutions (NEP), LLC (100%; Sole Member)
 Genesis Purchaser Holdings, LLC (100%; Sole Member)
 Genesis Purchaser, LLC (100%; Sole Member)
 Genesis Solar Funding Holdings, LLC (100%; Sole Member)
 Genesis Solar Funding, LLC (100%; Sole Member)
 Genesis Solar Holdings, LLC (100%; Class A Tax Equity Member)
 Elk City Wind, LLC (100%; Sole Member)

Genesis Solar, LLC (100%; Sole Member)
NextEra Desert Center Blythe, LLC (50%; Member)
Golden Plains Class A Holdings, LLC (100%; Sole Member)
Golden Plains, LLC (100%; Class A Member)
Baldwin Wind Energy, LLC (100%; Sole Member)
Northern Colorado Wind Energy Center II, LLC (100%; Sole Member)
Northern Colorado Interconnect, LLC (12.9%; Member)
Northern Colorado Wind Energy Center, LLC (100%; Sole Member)
Northern Colorado Interconnect, LLC (87.1%; Managing Member)
Wilmot Energy Center, LLC (100%; Sole Member)
Pine Brooke Class A Holdings, LLC (40%; Member)
Pine Brooke, LLC (100%; Class A Tax Equity Member)
Blue Summit III Wind, LLC (100%; Sole Member)
Blue Summit Interconnection, LLC (25%; Member)
Harmony Florida Solar, LLC (100%; Sole Member)
Ponderosa Wind, LLC (100%; Sole Member)
Saint Solar, LLC (100%; Sole Member)
Sanford Airport Solar, LLC (100%; Sole Member)
Soldier Creek Wind, LLC (100%; Sole Member)
Taylor Creek Solar, LLC (100%; Sole Member)
NextEra Energy Partners Acquisitions, LLC (100%; Sole Member)
Baldwin Wind, LLC (100%; Sole Member)
Bayhawk Wind Portfolio, LLC (100%; Sole Member)
Bayhawk Wind Holdings, LLC (100%; Sole Member)
Bayhawk Wind, LLC (100%; Class A Member)
Cedar Bluff Wind, LLC (100%; Sole Member)
Golden Hills Wind, LLC (100%; Sole Member)
Golden Hills Interconnection, LLC (67.6%; Managing Member)
Breckinridge Wind, LLC (100%; Sole Member)
Carousel Wind, LLC (100%; Sole Member)
Cedar Bluff Wind Energy, LLC (100%; Sole Member)
Coram Portfolio II, LLC (100%; Sole Member)
Tusk Wind Holdings V, LLC (100%; Sole Member)
RET Coram Tehachapi Wind GP, LLC (100%; Sole Member)
Coram California Development, L.P. (0.01%; General Partner)
RET Tehachapi Wind Development, LLC (100%; Sole Member)
Coram California Development, L.P. (99.99%; Limited Partner)
Coram Portfolio, LLC (100%; Sole Member)
Tusk Wind Holdings IV, LLC (100%; Sole Member)
Coram Energy LLC (100%; Sole Member)
Coram Tehachapi, LLC (100%; Sole Member)
HW CA Holdings, LLC (100%; Member)
High Winds, LLC (100%; Sole Member)
Javelina Wind Funding, LLC (100%; Sole Member)
Javelina Wind Energy Holdings, LLC (100%; Sole Member)
Javelina Wind Energy, LLC (100%; Sole Member)
Javelina Interconnection, LLC (55%; Managing Member)
Kingman Wind I, LLC (100%; Sole Member)
Kingman Wind II, LLC (100%; Sole Member)
Mammoth Plains Wind Project Holdings, LLC (100%; Sole Member)
Mammoth Plains Wind Project, LLC (100%; Class B Member)
Mammoth Plains Wind Project, LLC (100%; Class A Member)
Mammoth Plains Wind, LLC (100%; Sole Member)
Meadowlark Wind, LLC (100%; Sole Member)
NEP Ninnescah Thermal Storage, LLC (100%; Sole Member)
NEP Nitro Renewables Holdings, LLC (100%; Sole Member)
NEP Renewables Holdings II, LLC (100%; Sole Member)

NEP Renewables II, LLC (100%; Managing Member)
Ashtabula Wind II, LLC (100%; Sole Member)
Ashtabula Wind III, LLC (100%; Sole Member)
FPL Energy Vansycle L.L.C. (100%; Sole Member)
Garden Wind, LLC (100%; Sole Member)
Perrin Ranch Wind, LLC (100%; Sole Member)
Rosmar Portfolio, LLC (100%; Sole Member)
Rosmar Holdings, LLC (100%; Member)
Marshall Solar, LLC (100%; Sole Member)
Roswell Solar, LLC (100%; Sole Member)
Roswell Solar Holdings, LLC (100%; Sole Member)
SSSS Holdings, LLC (100%; Sole Member)
Silver State South Solar, LLC (49.99%; Managing Member)
Silver State Solar Power South, LLC (100%; Sole Member)
Tuscola Bay Wind, LLC (100%; Sole Member)
White Oak Energy Holdings, LLC (100%; Sole Member)
White Oak Energy LLC (100%; Sole Member)
NEP Renewables Holdings III, LLC (100%; Sole Member)
NEP Renewables III, LLC (50%; Class B Member)
Star Moon Holdings, LLC (100%; Class A Member)
Moonlight Bay Class A Holdings, LLC (100%; Sole Member)
Moonlight Bay Renewables, LLC (100%; Class A Member)
Dodge Flat Solar, LLC (100%; Sole Member)
Elora Solar, LLC (100%; Sole Member)
Fish Springs Ranch Solar, LLC (100%; Sole Member)
Little Blue Wind Project, LLC (100%; Sole Member)
Minco Wind Energy III, LLC (100%; Sole Member)
Minco IV & V Interconnection, LLC (27.04%; Managing Member)
White Mesa Wind, LLC (100%; Sole Member)
Stargrass Class A Holdings, LLC (100%; Sole Member)
Stargrass, LLC (100%; Class A Member)
Borderlands Wind, LLC (100%; Sole Member)
Borderlands Wind Holdings, LLC (100%; Sole Member)
Cool Springs Solar, LLC (100%; Sole Member)
Ensign Wind Energy, LLC (100%; Sole Member)
Hubbard Wind, LLC (100%; Sole Member)
Irish Creek Wind, LLC (100%; Sole Member)
Quinebaug Solar, LLC (100%; Sole Member)
Quitman II Solar, LLC (100%; Sole Member)
NEP Renewables III, LLC (100%; Class A Member)
Star Moon Holdings, LLC (100%; Class A Member)
Moonlight Bay Class A Holdings, LLC (100%; Sole Member)
Moonlight Bay Renewables, LLC (100%; Class A Member)
Dodge Flat Solar, LLC (100%; Sole Member)
Elora Solar, LLC (100%; Sole Member)
Fish Springs Ranch Solar, LLC (100%; Sole Member)
Little Blue Wind Project, LLC (100%; Sole Member)
Minco Wind Energy III, LLC (100%; Sole Member)
Minco IV & V Interconnection, LLC (27.04%; Managing Member)
White Mesa Wind, LLC (100%; Sole Member)
Stargrass Class A Holdings, LLC (100%; Sole Member)
Stargrass, LLC (100%; Class A Member)
Borderlands Wind, LLC (100%; Sole Member)
Borderlands Wind Holdings, LLC (100%; Sole Member)
Cool Springs Solar, LLC (100%; Sole Member)
Ensign Wind Energy, LLC (100%; Sole Member)
Hubbard Wind, LLC (100%; Sole Member)

Irish Creek Wind, LLC (100%; Sole Member)
Quinebaug Solar, LLC (100%; Sole Member)
Quitman II Solar, LLC (100%; Sole Member)
NEP Renewables Holdings IV, LLC (100%; Sole Member)
NEP Renewables IV, LLC (100%; Class A Member)
Alta Wind Portfolio, LLC (100%; Sole Member)
Tusk Wind Holdings, LLC (100%; Sole Member)
Alta Wind VIII, LLC (100%; Sole Member)
Dogwood Wind Holdings, LLC (100%; Sole Member)
Dogwood Wind, LLC (100%; Class A Tax Equity Member)
Oliver Wind III, LLC (100%; Sole Member)
Osborn Wind Energy, LLC (100%; Sole Member)
Elk City Sholes Holdings, LLC (100%; Sole Member)
Elk City II Wind Funding, LLC (100%; Sole Member)
Southwest Wind, LLC (100%; Class A Tax Equity Member)
Elk City Renewables II, LLC (100%; Sole Member)
Sholes Wind Funding, LLC (100%; Sole Member)
Sholes Wind Class A Holdings, LLC (100%; Sole Member)
Sholes Wind, LLC (100%; Class A Member)
Emerald Breeze Holdings, LLC (100%; Class A Member)
Emerald Breeze Class A Holdings, LLC (100%; Sole Member)
Emerald Breeze, LLC (100%; Class A Member)
Appaloosa Run Wind, LLC (100%; Sole Member)
Eight Point Wind, LLC (100%; Sole Member)
Great Prairie Wind, LLC (100%; Sole Member)
Yellow Pine Solar, LLC (100%; Sole Member)
Yellow Pine Solar Interconnect, LLC (50%; Managing Member)
Golden West Wind Holdings, LLC (100%; Sole Member)
Golden West Power Partners, LLC (100%; Class A Tax Equity Member)
Nokota Wind Holdings, LLC (100%; Sole Member)
Nokota Wind, LLC (100%; Class A Tax Equity Member)
Brady Wind II, LLC (100%; Sole Member)
Brady Interconnection, LLC (50%; Member)
Brady Wind, LLC (100%; Sole Member)
Brady Interconnection, LLC (50%; Managing Member)
Sac County Wind Holdings, LLC (100%; Sole Member)
Sac County Wind Class A Holdings, LLC (100%; Class A Member)
Sac County Wind, LLC (100%; Class A Member)
NEP Renewables IV, LLC (31.2%; Class B Member)
Alta Wind Portfolio, LLC (100%; Sole Member)
Tusk Wind Holdings, LLC (100%; Sole Member)
Alta Wind VIII, LLC (100%; Sole Member)
Dogwood Wind Holdings, LLC (100%; Sole Member)
Dogwood Wind, LLC (100%; Class A Tax Equity Member)
Oliver Wind III, LLC (100%; Sole Member)
Osborn Wind Energy, LLC (100%; Sole Member)
Elk City Sholes Holdings, LLC (100%; Sole Member)
Elk City II Wind Funding, LLC (100%; Sole Member)
Southwest Wind, LLC (100%; Class A Tax Equity Member)
Elk City Renewables II, LLC (100%; Sole Member)
Sholes Wind Funding, LLC (100%; Sole Member)
Sholes Wind Class A Holdings, LLC (100%; Sole Member)
Sholes Wind, LLC (100%; Class A Member)
Emerald Breeze Holdings, LLC (100%; Class A Member)
Emerald Breeze Class A Holdings, LLC (100%; Sole Member)
Emerald Breeze, LLC (100%; Class A Member)
Appaloosa Run Wind, LLC (100%; Sole Member)

Eight Point Wind, LLC (100%; Sole Member)
 Great Prairie Wind, LLC (100%; Sole Member)
 Yellow Pine Solar, LLC (100%; Sole Member)
 Yellow Pine Solar Interconnect, LLC (50%; Managing Member)
 Golden West Wind Holdings, LLC (100%; Sole Member)
 Golden West Power Partners, LLC (100%; Class A Tax Equity Member)
 Nokota Wind Holdings, LLC (100%; Sole Member)
 Nokota Wind, LLC (100%; Class A Tax Equity Member)
 Brady Wind II, LLC (100%; Sole Member)
 Brady Interconnection, LLC (50%; Member)
 Brady Wind, LLC (100%; Sole Member)
 Brady Interconnection, LLC (50%; Managing Member)
 Sac County Wind Holdings, LLC (100%; Sole Member)
 Sac County Wind Class A Holdings, LLC (100%; Class A Member)
 Sac County Wind, LLC (100%; Class A Member)
 NEP Renewables Holdings, LLC (100%; Sole Member)
 NEP Renewables, LLC (100%; Sole Member)
 Breckinridge Wind Class A Holdings, LLC (100%; Sole Member)
 Breckinridge Wind Project, LLC (100%; Class A Tax Equity Member)
 Carousel Wind Holdings, LLC (100%; Sole Member)
 Carousel Wind Farm, LLC (100%; Class A Tax Equity Member)
 Monarch Wind Holdings, LLC (100%; Sole Member)
 Monarch Wind, LLC (100%; Class A Tax Equity Member)
 Javelina Wind Holdings II, LLC (100%; Sole Member)
 Javelina Wind Energy II, LLC (100%; Sole Member)
 Javelina Interconnection, LLC (45%; Member)
 Rush Springs Wind Energy, LLC (100%; Sole Member)
 Mountain View Solar Holdings, LLC (100%; Sole Member)
 Mountain View Solar, LLC (100%; Sole Member)
 Pacific Plains Wind Class A Holdings, LLC (100%; Sole Member)
 Pacific Plains Wind, LLC (100%; Class A Tax Equity Member)
 Cottonwood Wind Project Holdings, LLC (100%; Sole Member)
 Cottonwood Wind Project, LLC (100%; Sole Member)
 Golden Hills North Wind, LLC (100%; Sole Member)
 Golden Hills Interconnection, LLC (32.4%; Member)
 NextEra Energy Bluff Point, LLC (100%; Sole Member)
 NextEra Desert Sunlight Holdings, LLC (99.8%; Member)
 Desert Sunlight Investment Holdings, LLC (50%; Managing Member)
 Desert Sunlight Holdings, LLC (100%; Sole Member)
 Desert Sunlight 250, LLC (100%; Sole Member)
 Desert Sunlight 300, LLC (100%; Sole Member)
 Ninnescah Wind Renewables, LLC (100%; Sole Member)
 Nutmeg Solar Holdings, LLC (33.3%; Member)
 Nutmeg Solar, LLC (100%; Sole Member)
 Palo Duro Wind, LLC (100%; Sole Member)
 Palomino Wind Holdings, LLC (100%; Sole Member)
 Palomino Wind, LLC (100%; Class A Tax Equity Member)
 Kingman Wind Energy I, LLC (100%; Sole Member)
 Kingman Wind Energy II, LLC (100%; Sole Member)
 Prairie View Wind Holdings, LLC (100%; Sole Member)
 Ninnescah Wind Energy LLC (100%; Sole Member)
 Seiling Wind Energy II, LLC (100%; Sole Member)
 Seiling Wind Investments, LLC (100%; Sole Member)
 Seiling Wind Holdings, LLC (100%; Sole Member)
 Seiling Wind Portfolio, LLC (100%; Class A Tax Equity Member)
 Seiling Wind II, LLC (100%; Sole Member)
 Seiling Wind Interconnection Services, LLC (33%; Member)

Seiling Wind, LLC (100%; Sole Member)
Seiling Wind Interconnection Services, LLC (67%; Managing Member)
Shaw Creek Solar Holdings, LLC (33.3%; Member)
Shaw Creek Solar, LLC (100%; Sole Member)
Solar Holdings Portfolio 12, LLC (100%; Class C Member)
DG Portfolio 2019 Funding, LLC (100%; Sole Member)
DG Portfolio 2019 Holdings, LLC (100%; Sole Member)
DG Portfolio 2019, LLC (100%; Sole Member)
DG Amaze, LLC (100%; Sole Member)
DG California Solar, LLC (100%; Sole Member)
DG Colorado Solar, LLC (100%; Sole Member)
DG LF Solar, LLC (100%; Sole Member)
DG Minnesota CSG 1, LLC (100%; Sole Member)
DG Minnesota CSG, LLC (100%; Sole Member)
DG New Jersey Solar, LLC (100%; Sole Member)
DG New York Solar, LLC (100%; Sole Member)
DG Northeast Solar, LLC (100%; Sole Member)
DG SUNY Solar 1, LLC (100%; Sole Member)
DG Southwest Solar Portfolio 2019, LLC (100%; Sole Member)
HL Solar LLC (100%; Sole Member)
DG Waipio, LLC (100%; Sole Member)
Pacific Energy Solutions LLC (100%; Sole Member)
W2 Solar Holdings, LLC (100%; Sole Member)
Sierra Solar Funding, LLC (100%; Sole Member)
Sierra Solar Holdings, LLC (100%; Sole Member)
Westside Solar, LLC (100%; Sole Member)
Whitney Point Solar, LLC (100%; Sole Member)
Southwest Solar Holdings, LLC (100%; Sole Member)
Hatch Solar Energy Center I LLC (100%; Sole Member)
Sunlight Renewables Holdings, LLC (100%; Class A Member)
Sunlight Renewables Class A Holdings, LLC (100%; Sole Member)
Sunlight Renewables, LLC (100%; Class A Member)
Sunlight Storage, LLC (100%; Sole Member)
VMCLR Holdings, LLC (100%; Sole Member)
Indigo Plains Solar Class B Holdings, LLC (100%; Sole Member)
Indigo Plains Solar, LLC (100%; Class B Tax Equity Member)
Chaves County Solar, LLC (100%; Sole Member)
Chaves County Solar Holdings, LLC (100%; Sole Member)
Live Oak Solar, LLC (100%; Sole Member)
River Bend Solar, LLC (100%; Sole Member)
Indigo Plains Solar Funding, LLC (100%; Sole Member)
Indigo Plains Solar Holdings, LLC (100%; Sole Member)
Indigo Plains Solar, LLC (100%; Class A Tax Equity Member)
Chaves County Solar, LLC (100%; Sole Member)
Chaves County Solar Holdings, LLC (100%; Sole Member)
Live Oak Solar, LLC (100%; Sole Member)
River Bend Solar, LLC (100%; Sole Member)
Whiptail-Montezuma Funding, LLC (100%; Sole Member)
Whiptail-Montezuma Holdings, LLC (100%; Sole Member)
Montezuma Wind Holdings II, LLC (100%; Sole Member)
NextEra Energy Montezuma II Wind, LLC (100%; Sole Member)
Southwest Wind Class A Holdings, LLC (100%; Class A Member)
Whiptail Wind, LLC (100%; Class A Tax Equity Member)
Casa Mesa Wind, LLC (100%; Sole Member)
Casa Mesa Wind Investments, LLC (100%; Sole Member)
Langdon Renewables, LLC (100%; Sole Member)
New Mexico Wind, LLC (100%; Sole Member)

Pacific Power Investments, LLC (100%; Sole Member)
 Southwest Wind Class A Holdings, LLC (100%; Class B Member)
 Whiptail Wind, LLC (100%; Class A Tax Equity Member)
 Casa Mesa Wind, LLC (100%; Sole Member)
 Casa Mesa Wind Investments, LLC (100%; Sole Member)
 Langdon Renewables, LLC (100%; Sole Member)
 New Mexico Wind, LLC (100%; Sole Member)
 Pacific Power Investments, LLC (100%; Sole Member)
 Windstar Portfolio, LLC (100%; Sole Member)
 Tusk Wind Holdings II, LLC (100%; Sole Member)
 Windstar Energy, LLC (100%; Sole Member)
 NextEra Energy Partners Constructors, LLC (100%; Sole Member)
 NextEra Energy Partners Solar Acquisitions, LLC (100%; Sole Member)
 Adelanto CA II, LLC (100%; Sole Member)
 Adelanto Solar Funding, LLC (50.01%; Member)
 Adelanto Solar Holdings, LLC (100%; Sole Member)
 Adelanto Solar II, LLC (100%; Sole Member)
 Adelanto Solar, LLC (100%; Sole Member)
 McCoy CA II, LLC (100%; Sole Member)
 McCoy Solar Holdings, LLC (50.01%; Member)
 McCoy Solar Funding, LLC (100%; Sole Member)
 McCoy Solar, LLC (100%; Sole Member)
 NextEra Desert Center Blythe, LLC (50%; Member)
 NextEra Energy Partners Ventures, LLC (100%; Sole Member)
 NET Holdings Management, LLC (100%; Sole Member)
 NextEra Energy Partners Pipelines Holdings, LLC (100%; Sole Member)
 NextEra Energy Partners Pipelines, LLC (100%; Class A Member)
 Meade Pipeline Investment Holdings, LLC (100%; Sole Member)
 Meade Pipeline Investment, LLC (100%; Sole Member)
 Meade Pipeline Co LLC (75%; Managing Member)
 Redwood Meade Pipeline, LLC (100%; Sole Member)
 Redwood Midstream, LLC (90%; Managing Member)
 Redwood Meade Midstream MPC, LLC (100%; Sole Member)
 Meade Pipeline Co LLC (15%; Member)
 River Road Interests LLC (100%; Sole Member)
 Meade Pipeline Co LLC (10%; Member)
 Redwood Midstream, LLC (10%; Member)
 Redwood Meade Midstream MPC, LLC (100%; Sole Member)
 Meade Pipeline Co LLC (15%; Member)
 River Road Interests LLC (100%; Sole Member)
 Meade Pipeline Co LLC (10%; Member)
 South Texas Midstream Holdings, LLC (100%; Sole Member)
 South Texas Midstream, LLC (100%; Class A Member)
 South Texas Midstream, LLC (100%; Class B Member)
 Northern Colorado Wind Energy, LLC (100%; Sole Member)
 Palo Duro Wind Portfolio, LLC (100%; Sole Member)
 Palo Duro Wind Project Holdings, LLC (100%; Sole Member)
 Palo Duro Wind Energy, LLC (100%; Sole Member)
 Palo Duro Wind Interconnection Services, LLC (88%; Managing Member)
 Shafter Solar Portfolio, LLC (100%; Sole Member)
 Shafter Solar Holdings, LLC (100%; Sole Member)
 Shafter Solar, LLC (100%; Sole Member)
 Tusk Wind Holdings III, LLC (100%; Sole Member)
 Granite Reliable Power, LLC (100%; Sole Member)
 NextEra Energy Partners, LP (51.364%; Limited Partner)
 NextEra Energy Operating Partners GP, LLC (100%; Sole Member)
 NextEra Energy Operating Partners, LP (100%; General Partner)

NextEra Energy US Partners Holdings, LLC (100%; Sole Member)
Dissolution Solutions (NEP), LLC (100%; Sole Member)
Genesis Purchaser Holdings, LLC (100%; Sole Member)
Genesis Purchaser, LLC (100%; Sole Member)
Genesis Solar Funding Holdings, LLC (100%; Sole Member)
Genesis Solar Funding, LLC (100%; Sole Member)
Genesis Solar Holdings, LLC (100%; Class A Tax Equity Member)
Elk City Wind, LLC (100%; Sole Member)
Genesis Solar, LLC (100%; Sole Member)
NextEra Desert Center Blythe, LLC (50%; Member)
Golden Plains Class A Holdings, LLC (100%; Sole Member)
Golden Plains, LLC (100%; Class A Member)
Baldwin Wind Energy, LLC (100%; Sole Member)
Northern Colorado Wind Energy Center II, LLC (100%; Sole Member)
Northern Colorado Interconnect, LLC (12.9%; Member)
Northern Colorado Wind Energy Center, LLC (100%; Sole Member)
Northern Colorado Interconnect, LLC (87.1%; Managing Member)
Wilmot Energy Center, LLC (100%; Sole Member)
Pine Brooke Class A Holdings, LLC (40%; Member)
Pine Brooke, LLC (100%; Class A Tax Equity Member)
Blue Summit III Wind, LLC (100%; Sole Member)
Blue Summit Interconnection, LLC (25%; Member)
Harmony Florida Solar, LLC (100%; Sole Member)
Ponderosa Wind, LLC (100%; Sole Member)
Saint Solar, LLC (100%; Sole Member)
Sanford Airport Solar, LLC (100%; Sole Member)
Soldier Creek Wind, LLC (100%; Sole Member)
Taylor Creek Solar, LLC (100%; Sole Member)
NextEra Energy Partners Acquisitions, LLC (100%; Sole Member)
Baldwin Wind, LLC (100%; Sole Member)
Bayhawk Wind Portfolio, LLC (100%; Sole Member)
Bayhawk Wind Holdings, LLC (100%; Sole Member)
Bayhawk Wind, LLC (100%; Class A Member)
Cedar Bluff Wind, LLC (100%; Sole Member)
Golden Hills Wind, LLC (100%; Sole Member)
Golden Hills Interconnection, LLC (67.6%; Managing Member)
Breckinridge Wind, LLC (100%; Sole Member)
Carousel Wind, LLC (100%; Sole Member)
Cedar Bluff Wind Energy, LLC (100%; Sole Member)
Coram Portfolio II, LLC (100%; Sole Member)
Tusk Wind Holdings V, LLC (100%; Sole Member)
RET Coram Tehachapi Wind GP, LLC (100%; Sole Member)
Coram California Development, L.P. (0.01%; General Partner)
RET Tehachapi Wind Development, LLC (100%; Sole Member)
Coram California Development, L.P. (99.99%; Limited Partner)
Coram Portfolio, LLC (100%; Sole Member)
Tusk Wind Holdings IV, LLC (100%; Sole Member)
Coram Energy LLC (100%; Sole Member)
Coram Tehachapi, LLC (100%; Sole Member)
HW CA Holdings, LLC (100%; Member)
High Winds, LLC (100%; Sole Member)
Javelina Wind Funding, LLC (100%; Sole Member)
Javelina Wind Energy Holdings, LLC (100%; Sole Member)
Javelina Wind Energy, LLC (100%; Sole Member)
Javelina Interconnection, LLC (55%; Managing Member)
Kingman Wind I, LLC (100%; Sole Member)

Kingman Wind II, LLC (100%; Sole Member)
Mammoth Plains Wind Project Holdings, LLC (100%; Sole Member)
 Mammoth Plains Wind Project, LLC (100%; Class B Member)
 Mammoth Plains Wind Project, LLC (100%; Class A Member)
Mammoth Plains Wind, LLC (100%; Sole Member)
Meadowlark Wind, LLC (100%; Sole Member)
NEP Ninnescah Thermal Storage, LLC (100%; Sole Member)
NEP Nitro Renewables Holdings, LLC (100%; Sole Member)
NEP Renewables Holdings II, LLC (100%; Sole Member)
 NEP Renewables II, LLC (100%; Managing Member)
 Ashtabula Wind II, LLC (100%; Sole Member)
 Ashtabula Wind III, LLC (100%; Sole Member)
 FPL Energy Vansycle L.L.C. (100%; Sole Member)
 Garden Wind, LLC (100%; Sole Member)
 Perrin Ranch Wind, LLC (100%; Sole Member)
 Rosmar Portfolio, LLC (100%; Sole Member)
 Rosmar Holdings, LLC (100%; Member)
 Marshall Solar, LLC (100%; Sole Member)
 Roswell Solar, LLC (100%; Sole Member)
 Roswell Solar Holdings, LLC (100%; Sole Member)
SSSS Holdings, LLC (100%; Sole Member)
 Silver State South Solar, LLC (49.99%; Managing Member)
 Silver State Solar Power South, LLC (100%; Sole Member)
Tuscola Bay Wind, LLC (100%; Sole Member)
White Oak Energy Holdings, LLC (100%; Sole Member)
 White Oak Energy LLC (100%; Sole Member)
NEP Renewables Holdings III, LLC (100%; Sole Member)
NEP Renewables III, LLC (50%; Class B Member)
 Star Moon Holdings, LLC (100%; Class A Member)
 Moonlight Bay Class A Holdings, LLC (100%; Sole Member)
 Moonlight Bay Renewables, LLC (100%; Class A Member)
 Dodge Flat Solar, LLC (100%; Sole Member)
 Elora Solar, LLC (100%; Sole Member)
 Fish Springs Ranch Solar, LLC (100%; Sole Member)
 Little Blue Wind Project, LLC (100%; Sole Member)
 Minco Wind Energy III, LLC (100%; Sole Member)
 Minco IV & V Interconnection, LLC (27.04%; Managing Member)
 White Mesa Wind, LLC (100%; Sole Member)
Stargrass Class A Holdings, LLC (100%; Sole Member)
 Stargrass, LLC (100%; Class A Member)
 Borderlands Wind, LLC (100%; Sole Member)
 Borderlands Wind Holdings, LLC (100%; Sole Member)
 Cool Springs Solar, LLC (100%; Sole Member)
 Ensign Wind Energy, LLC (100%; Sole Member)
 Hubbard Wind, LLC (100%; Sole Member)
 Irish Creek Wind, LLC (100%; Sole Member)
 Quinebaug Solar, LLC (100%; Sole Member)
 Quitman II Solar, LLC (100%; Sole Member)
NEP Renewables III, LLC (100%; Class A Member)
 Star Moon Holdings, LLC (100%; Class A Member)
 Moonlight Bay Class A Holdings, LLC (100%; Sole Member)
 Moonlight Bay Renewables, LLC (100%; Class A Member)
 Dodge Flat Solar, LLC (100%; Sole Member)
 Elora Solar, LLC (100%; Sole Member)
 Fish Springs Ranch Solar, LLC (100%; Sole Member)
 Little Blue Wind Project, LLC (100%; Sole Member)
 Minco Wind Energy III, LLC (100%; Sole Member)

Minco IV & V Interconnection, LLC (27.04%; Managing Member)
White Mesa Wind, LLC (100%; Sole Member)
Stargrass Class A Holdings, LLC (100%; Sole Member)
Stargrass, LLC (100%; Class A Member)
Borderlands Wind, LLC (100%; Sole Member)
Borderlands Wind Holdings, LLC (100%; Sole Member)
Cool Springs Solar, LLC (100%; Sole Member)
Ensign Wind Energy, LLC (100%; Sole Member)
Hubbard Wind, LLC (100%; Sole Member)
Irish Creek Wind, LLC (100%; Sole Member)
Quinebaug Solar, LLC (100%; Sole Member)
Quitman II Solar, LLC (100%; Sole Member)
NEP Renewables Holdings IV, LLC (100%; Sole Member)
NEP Renewables IV, LLC (100%; Class A Member)
Alta Wind Portfolio, LLC (100%; Sole Member)
Tusk Wind Holdings, LLC (100%; Sole Member)
Alta Wind VIII, LLC (100%; Sole Member)
Dogwood Wind Holdings, LLC (100%; Sole Member)
Dogwood Wind, LLC (100%; Class A Tax Equity Member)
Oliver Wind III, LLC (100%; Sole Member)
Osborn Wind Energy, LLC (100%; Sole Member)
Elk City Sholes Holdings, LLC (100%; Sole Member)
Elk City II Wind Funding, LLC (100%; Sole Member)
Southwest Wind, LLC (100%; Class A Tax Equity Member)
Elk City Renewables II, LLC (100%; Sole Member)
Sholes Wind Funding, LLC (100%; Sole Member)
Sholes Wind Class A Holdings, LLC (100%; Sole Member)
Sholes Wind, LLC (100%; Class A Member)
Emerald Breeze Holdings, LLC (100%; Class A Member)
Emerald Breeze Class A Holdings, LLC (100%; Sole Member)
Emerald Breeze, LLC (100%; Class A Member)
Appaloosa Run Wind, LLC (100%; Sole Member)
Eight Point Wind, LLC (100%; Sole Member)
Great Prairie Wind, LLC (100%; Sole Member)
Yellow Pine Solar, LLC (100%; Sole Member)
Yellow Pine Solar Interconnect, LLC (50%; Managing Member)
Golden West Wind Holdings, LLC (100%; Sole Member)
Golden West Power Partners, LLC (100%; Class A Tax Equity Member)
Nokota Wind Holdings, LLC (100%; Sole Member)
Nokota Wind, LLC (100%; Class A Tax Equity Member)
Brady Wind II, LLC (100%; Sole Member)
Brady Interconnection, LLC (50%; Member)
Brady Wind, LLC (100%; Sole Member)
Brady Interconnection, LLC (50%; Managing Member)
Sac County Wind Holdings, LLC (100%; Sole Member)
Sac County Wind Class A Holdings, LLC (100%; Class A Member)
Sac County Wind, LLC (100%; Class A Member)
NEP Renewables IV, LLC (31.2%; Class B Member)
Alta Wind Portfolio, LLC (100%; Sole Member)
Tusk Wind Holdings, LLC (100%; Sole Member)
Alta Wind VIII, LLC (100%; Sole Member)
Dogwood Wind Holdings, LLC (100%; Sole Member)
Dogwood Wind, LLC (100%; Class A Tax Equity Member)
Oliver Wind III, LLC (100%; Sole Member)
Osborn Wind Energy, LLC (100%; Sole Member)
Elk City Sholes Holdings, LLC (100%; Sole Member)
Elk City II Wind Funding, LLC (100%; Sole Member)

Southwest Wind, LLC (100%; Class A Tax Equity Member)
Elk City Renewables II, LLC (100%; Sole Member)
Sholes Wind Funding, LLC (100%; Sole Member)
Sholes Wind Class A Holdings, LLC (100%; Sole Member)
Sholes Wind, LLC (100%; Class A Member)
Emerald Breeze Holdings, LLC (100%; Class A Member)
Emerald Breeze Class A Holdings, LLC (100%; Sole Member)
Emerald Breeze, LLC (100%; Class A Member)
Appaloosa Run Wind, LLC (100%; Sole Member)
Eight Point Wind, LLC (100%; Sole Member)
Great Prairie Wind, LLC (100%; Sole Member)
Yellow Pine Solar, LLC (100%; Sole Member)
Yellow Pine Solar Interconnect, LLC (50%; Managing Member)
Golden West Wind Holdings, LLC (100%; Sole Member)
Golden West Power Partners, LLC (100%; Class A Tax Equity Member)
Nokota Wind Holdings, LLC (100%; Sole Member)
Nokota Wind, LLC (100%; Class A Tax Equity Member)
Brady Wind II, LLC (100%; Sole Member)
Brady Interconnection, LLC (50%; Member)
Brady Wind, LLC (100%; Sole Member)
Brady Interconnection, LLC (50%; Managing Member)
Sac County Wind Holdings, LLC (100%; Sole Member)
Sac County Wind Class A Holdings, LLC (100%; Class A Member)
Sac County Wind, LLC (100%; Class A Member)
NEP Renewables Holdings, LLC (100%; Sole Member)
NEP Renewables, LLC (100%; Sole Member)
Breckinridge Wind Class A Holdings, LLC (100%; Sole Member)
Breckinridge Wind Project, LLC (100%; Class A Tax Equity Member)
Carousel Wind Holdings, LLC (100%; Sole Member)
Carousel Wind Farm, LLC (100%; Class A Tax Equity Member)
Monarch Wind Holdings, LLC (100%; Sole Member)
Monarch Wind, LLC (100%; Class A Tax Equity Member)
Javelina Wind Holdings II, LLC (100%; Sole Member)
Javelina Wind Energy II, LLC (100%; Sole Member)
Javelina Interconnection, LLC (45%; Member)
Rush Springs Wind Energy, LLC (100%; Sole Member)
Mountain View Solar Holdings, LLC (100%; Sole Member)
Mountain View Solar, LLC (100%; Sole Member)
Pacific Plains Wind Class A Holdings, LLC (100%; Sole Member)
Pacific Plains Wind, LLC (100%; Class A Tax Equity Member)
Cottonwood Wind Project Holdings, LLC (100%; Sole Member)
Cottonwood Wind Project, LLC (100%; Sole Member)
Golden Hills North Wind, LLC (100%; Sole Member)
Golden Hills Interconnection, LLC (32.4%; Member)
NextEra Energy Bluff Point, LLC (100%; Sole Member)
NextEra Desert Sunlight Holdings, LLC (99.8%; Member)
Desert Sunlight Investment Holdings, LLC (50%; Managing Member)
Desert Sunlight Holdings, LLC (100%; Sole Member)
Desert Sunlight 250, LLC (100%; Sole Member)
Desert Sunlight 300, LLC (100%; Sole Member)
Ninnescah Wind Renewables, LLC (100%; Sole Member)
Nutmeg Solar Holdings, LLC (33.3%; Member)
Nutmeg Solar, LLC (100%; Sole Member)
Palo Duro Wind, LLC (100%; Sole Member)
Palomino Wind Holdings, LLC (100%; Sole Member)
Palomino Wind, LLC (100%; Class A Tax Equity Member)
Kingman Wind Energy I, LLC (100%; Sole Member)

Kingman Wind Energy II, LLC (100%; Sole Member)
 Prairie View Wind Holdings, LLC (100%; Sole Member)
 Ninnescah Wind Energy LLC (100%; Sole Member)
 Seiling Wind Energy II, LLC (100%; Sole Member)
 Seiling Wind Investments, LLC (100%; Sole Member)
 Seiling Wind Holdings, LLC (100%; Sole Member)
 Seiling Wind Portfolio, LLC (100%; Class A Tax Equity Member)
 Seiling Wind II, LLC (100%; Sole Member)
 Seiling Wind Interconnection Services, LLC (33%; Member)
 Seiling Wind, LLC (100%; Sole Member)
 Seiling Wind Interconnection Services, LLC (67%; Managing Member)
 Shaw Creek Solar Holdings, LLC (33.3%; Member)
 Shaw Creek Solar, LLC (100%; Sole Member)
 Solar Holdings Portfolio 12, LLC (100%; Class C Member)
 DG Portfolio 2019 Funding, LLC (100%; Sole Member)
 DG Portfolio 2019 Holdings, LLC (100%; Sole Member)
 DG Portfolio 2019, LLC (100%; Sole Member)
 DG Amaze, LLC (100%; Sole Member)
 DG California Solar, LLC (100%; Sole Member)
 DG Colorado Solar, LLC (100%; Sole Member)
 DG LF Solar, LLC (100%; Sole Member)
 DG Minnesota CSG 1, LLC (100%; Sole Member)
 DG Minnesota CSG, LLC (100%; Sole Member)
 DG New Jersey Solar, LLC (100%; Sole Member)
 DG New York Solar, LLC (100%; Sole Member)
 DG Northeast Solar, LLC (100%; Sole Member)
 DG SUNY Solar 1, LLC (100%; Sole Member)
 DG Southwest Solar Portfolio 2019, LLC (100%; Sole Member)
 HL Solar LLC (100%; Sole Member)
 DG Waipio, LLC (100%; Sole Member)
 Pacific Energy Solutions LLC (100%; Sole Member)
 W2 Solar Holdings, LLC (100%; Sole Member)
 Sierra Solar Funding, LLC (100%; Sole Member)
 Sierra Solar Holdings, LLC (100%; Sole Member)
 Westside Solar, LLC (100%; Sole Member)
 Whitney Point Solar, LLC (100%; Sole Member)
 Southwest Solar Holdings, LLC (100%; Sole Member)
 Hatch Solar Energy Center I LLC (100%; Sole Member)
 Sunlight Renewables Holdings, LLC (100%; Class A Member)
 Sunlight Renewables Class A Holdings, LLC (100%; Sole Member)
 Sunlight Renewables, LLC (100%; Class A Member)
 Sunlight Storage, LLC (100%; Sole Member)
 VMCLR Holdings, LLC (100%; Sole Member)
 Indigo Plains Solar Class B Holdings, LLC (100%; Sole Member)
 Indigo Plains Solar, LLC (100%; Class B Tax Equity Member)
 Chaves County Solar, LLC (100%; Sole Member)
 Chaves County Solar Holdings, LLC (100%; Sole Member)
 Live Oak Solar, LLC (100%; Sole Member)
 River Bend Solar, LLC (100%; Sole Member)
 Indigo Plains Solar Funding, LLC (100%; Sole Member)
 Indigo Plains Solar Holdings, LLC (100%; Sole Member)
 Indigo Plains Solar, LLC (100%; Class A Tax Equity Member)
 Chaves County Solar, LLC (100%; Sole Member)
 Chaves County Solar Holdings, LLC (100%; Sole Member)
 Live Oak Solar, LLC (100%; Sole Member)
 River Bend Solar, LLC (100%; Sole Member)
 Whiptail-Montezuma Funding, LLC (100%; Sole Member)

Whiptail-Montezuma Holdings, LLC (100%; Sole Member)
 Montezuma Wind Holdings II, LLC (100%; Sole Member)
 NextEra Energy Montezuma II Wind, LLC (100%; Sole Member)
 Southwest Wind Class A Holdings, LLC (100%; Class A Member)
 Whiptail Wind, LLC (100%; Class A Tax Equity Member)
 Casa Mesa Wind, LLC (100%; Sole Member)
 Casa Mesa Wind Investments, LLC (100%; Sole Member)
 Langdon Renewables, LLC (100%; Sole Member)
 New Mexico Wind, LLC (100%; Sole Member)
 Pacific Power Investments, LLC (100%; Sole Member)
 Southwest Wind Class A Holdings, LLC (100%; Class B Member)
 Whiptail Wind, LLC (100%; Class A Tax Equity Member)
 Casa Mesa Wind, LLC (100%; Sole Member)
 Casa Mesa Wind Investments, LLC (100%; Sole Member)
 Langdon Renewables, LLC (100%; Sole Member)
 New Mexico Wind, LLC (100%; Sole Member)
 Pacific Power Investments, LLC (100%; Sole Member)
 Windstar Portfolio, LLC (100%; Sole Member)
 Tusk Wind Holdings II, LLC (100%; Sole Member)
 Windstar Energy, LLC (100%; Sole Member)
 NextEra Energy Partners Constructors, LLC (100%; Sole Member)
 NextEra Energy Partners Solar Acquisitions, LLC (100%; Sole Member)
 Adelanto CA II, LLC (100%; Sole Member)
 Adelanto Solar Funding, LLC (50.01%; Member)
 Adelanto Solar Holdings, LLC (100%; Sole Member)
 Adelanto Solar II, LLC (100%; Sole Member)
 Adelanto Solar, LLC (100%; Sole Member)
 McCoy CA II, LLC (100%; Sole Member)
 McCoy Solar Holdings, LLC (50.01%; Member)
 McCoy Solar Funding, LLC (100%; Sole Member)
 McCoy Solar, LLC (100%; Sole Member)
 NextEra Desert Center Blythe, LLC (50%; Member)
 NextEra Energy Partners Ventures, LLC (100%; Sole Member)
 NET Holdings Management, LLC (100%; Sole Member)
 NextEra Energy Partners Pipelines Holdings, LLC (100%; Sole Member)
 NextEra Energy Partners Pipelines, LLC (100%; Class A Member)
 Meade Pipeline Investment Holdings, LLC (100%; Sole Member)
 Meade Pipeline Investment, LLC (100%; Sole Member)
 Meade Pipeline Co LLC (75%; Managing Member)
 Redwood Meade Pipeline, LLC (100%; Sole Member)
 Redwood Midstream, LLC (90%; Managing Member)
 Redwood Meade Midstream MPC, LLC (100%; Sole Member)
 Meade Pipeline Co LLC (15%; Member)
 River Road Interests LLC (100%; Sole Member)
 Meade Pipeline Co LLC (10%; Member)
 Redwood Midstream, LLC (10%; Member)
 Redwood Meade Midstream MPC, LLC (100%; Sole Member)
 Meade Pipeline Co LLC (15%; Member)
 River Road Interests LLC (100%; Sole Member)
 Meade Pipeline Co LLC (10%; Member)
 South Texas Midstream Holdings, LLC (100%; Sole Member)
 South Texas Midstream, LLC (100%; Class A Member)
 South Texas Midstream, LLC (100%; Class B Member)
 Northern Colorado Wind Energy, LLC (100%; Sole Member)
 Palo Duro Wind Portfolio, LLC (100%; Sole Member)
 Palo Duro Wind Project Holdings, LLC (100%; Sole Member)
 Palo Duro Wind Energy, LLC (100%; Sole Member)

Palo Duro Wind Interconnection Services, LLC (88%; Managing Member)
Shafter Solar Portfolio, LLC (100%; Sole Member)
Shafter Solar Holdings, LLC (100%; Sole Member)
Shafter Solar, LLC (100%; Sole Member)
Tusk Wind Holdings III, LLC (100%; Sole Member)
Granite Reliable Power, LLC (100%; Sole Member)
NextEra Energy Operating Partners, LP (48.636%; Limited Partner)
NextEra Energy US Partners Holdings, LLC (100%; Sole Member)
Dissolution Solutions (NEP), LLC (100%; Sole Member)
Genesis Purchaser Holdings, LLC (100%; Sole Member)
Genesis Purchaser, LLC (100%; Sole Member)
Genesis Solar Funding Holdings, LLC (100%; Sole Member)
Genesis Solar Funding, LLC (100%; Sole Member)
Genesis Solar Holdings, LLC (100%; Class A Tax Equity Member)
Elk City Wind, LLC (100%; Sole Member)
Genesis Solar, LLC (100%; Sole Member)
NextEra Desert Center Blythe, LLC (50%; Member)
Golden Plains Class A Holdings, LLC (100%; Sole Member)
Golden Plains, LLC (100%; Class A Member)
Baldwin Wind Energy, LLC (100%; Sole Member)
Northern Colorado Wind Energy Center II, LLC (100%; Sole Member)
Northern Colorado Interconnect, LLC (12.9%; Member)
Northern Colorado Wind Energy Center, LLC (100%; Sole Member)
Northern Colorado Interconnect, LLC (87.1%; Managing Member)
Wilmot Energy Center, LLC (100%; Sole Member)
Pine Brooke Class A Holdings, LLC (40%; Member)
Pine Brooke, LLC (100%; Class A Tax Equity Member)
Blue Summit III Wind, LLC (100%; Sole Member)
Blue Summit Interconnection, LLC (25%; Member)
Harmony Florida Solar, LLC (100%; Sole Member)
Ponderosa Wind, LLC (100%; Sole Member)
Saint Solar, LLC (100%; Sole Member)
Sanford Airport Solar, LLC (100%; Sole Member)
Soldier Creek Wind, LLC (100%; Sole Member)
Taylor Creek Solar, LLC (100%; Sole Member)
NextEra Energy Partners Acquisitions, LLC (100%; Sole Member)
Baldwin Wind, LLC (100%; Sole Member)
Bayhawk Wind Portfolio, LLC (100%; Sole Member)
Bayhawk Wind Holdings, LLC (100%; Sole Member)
Bayhawk Wind, LLC (100%; Class A Member)
Cedar Bluff Wind, LLC (100%; Sole Member)
Golden Hills Wind, LLC (100%; Sole Member)
Golden Hills Interconnection, LLC (67.6%; Managing Member)
Breckinridge Wind, LLC (100%; Sole Member)
Carousel Wind, LLC (100%; Sole Member)
Cedar Bluff Wind Energy, LLC (100%; Sole Member)
Coram Portfolio II, LLC (100%; Sole Member)
Tusk Wind Holdings V, LLC (100%; Sole Member)
RET Coram Tehachapi Wind GP, LLC (100%; Sole Member)
Coram California Development, L.P. (0.01%; General Partner)
RET Tehachapi Wind Development, LLC (100%; Sole Member)
Coram California Development, L.P. (99.99%; Limited Partner)
Coram Portfolio, LLC (100%; Sole Member)
Tusk Wind Holdings IV, LLC (100%; Sole Member)
Coram Energy LLC (100%; Sole Member)
Coram Tehachapi, LLC (100%; Sole Member)

HW CA Holdings, LLC (100%; Member)
 High Winds, LLC (100%; Sole Member)
 Javelina Wind Funding, LLC (100%; Sole Member)
 Javelina Wind Energy Holdings, LLC (100%; Sole Member)
 Javelina Wind Energy, LLC (100%; Sole Member)
 Javelina Interconnection, LLC (55%; Managing Member)
 Kingman Wind I, LLC (100%; Sole Member)
 Kingman Wind II, LLC (100%; Sole Member)
 Mammoth Plains Wind Project Holdings, LLC (100%; Sole Member)
 Mammoth Plains Wind Project, LLC (100%; Class B Member)
 Mammoth Plains Wind Project, LLC (100%; Class A Member)
 Mammoth Plains Wind, LLC (100%; Sole Member)
 Meadowlark Wind, LLC (100%; Sole Member)
 NEP Ninnescah Thermal Storage, LLC (100%; Sole Member)
 NEP Nitro Renewables Holdings, LLC (100%; Sole Member)
 NEP Renewables Holdings II, LLC (100%; Sole Member)
 NEP Renewables II, LLC (100%; Managing Member)
 Ashtabula Wind II, LLC (100%; Sole Member)
 Ashtabula Wind III, LLC (100%; Sole Member)
 FPL Energy Vansycle L.L.C. (100%; Sole Member)
 Garden Wind, LLC (100%; Sole Member)
 Perrin Ranch Wind, LLC (100%; Sole Member)
 Rosmar Portfolio, LLC (100%; Sole Member)
 Rosmar Holdings, LLC (100%; Member)
 Marshall Solar, LLC (100%; Sole Member)
 Roswell Solar, LLC (100%; Sole Member)
 Roswell Solar Holdings, LLC (100%; Sole Member)
 SSSS Holdings, LLC (100%; Sole Member)
 Silver State South Solar, LLC (49.99%; Managing Member)
 Silver State Solar Power South, LLC (100%; Sole Member)
 Tuscola Bay Wind, LLC (100%; Sole Member)
 White Oak Energy Holdings, LLC (100%; Sole Member)
 White Oak Energy LLC (100%; Sole Member)
 NEP Renewables Holdings III, LLC (100%; Sole Member)
 NEP Renewables III, LLC (50%; Class B Member)
 Star Moon Holdings, LLC (100%; Class A Member)
 Moonlight Bay Class A Holdings, LLC (100%; Sole Member)
 Moonlight Bay Renewables, LLC (100%; Class A Member)
 Dodge Flat Solar, LLC (100%; Sole Member)
 Elora Solar, LLC (100%; Sole Member)
 Fish Springs Ranch Solar, LLC (100%; Sole Member)
 Little Blue Wind Project, LLC (100%; Sole Member)
 Minco Wind Energy III, LLC (100%; Sole Member)
 Minco IV & V Interconnection, LLC (27.04%; Managing Member)
 White Mesa Wind, LLC (100%; Sole Member)
 Stargrass Class A Holdings, LLC (100%; Sole Member)
 Stargrass, LLC (100%; Class A Member)
 Borderlands Wind, LLC (100%; Sole Member)
 Borderlands Wind Holdings, LLC (100%; Sole Member)
 Cool Springs Solar, LLC (100%; Sole Member)
 Ensign Wind Energy, LLC (100%; Sole Member)
 Hubbard Wind, LLC (100%; Sole Member)
 Irish Creek Wind, LLC (100%; Sole Member)
 Quinebaug Solar, LLC (100%; Sole Member)
 Quitman II Solar, LLC (100%; Sole Member)
 NEP Renewables III, LLC (100%; Class A Member)
 Star Moon Holdings, LLC (100%; Class A Member)

Moonlight Bay Class A Holdings, LLC (100%; Sole Member)
 Moonlight Bay Renewables, LLC (100%; Class A Member)
 Dodge Flat Solar, LLC (100%; Sole Member)
 Elora Solar, LLC (100%; Sole Member)
 Fish Springs Ranch Solar, LLC (100%; Sole Member)
 Little Blue Wind Project, LLC (100%; Sole Member)
 Minco Wind Energy III, LLC (100%; Sole Member)
 Minco IV & V Interconnection, LLC (27.04%; Managing Member)
 White Mesa Wind, LLC (100%; Sole Member)
 Stargrass Class A Holdings, LLC (100%; Sole Member)
 Stargrass, LLC (100%; Class A Member)
 Borderlands Wind, LLC (100%; Sole Member)
 Borderlands Wind Holdings, LLC (100%; Sole Member)
 Cool Springs Solar, LLC (100%; Sole Member)
 Ensign Wind Energy, LLC (100%; Sole Member)
 Hubbard Wind, LLC (100%; Sole Member)
 Irish Creek Wind, LLC (100%; Sole Member)
 Quinebaug Solar, LLC (100%; Sole Member)
 Quitman II Solar, LLC (100%; Sole Member)
 NEP Renewables Holdings IV, LLC (100%; Sole Member)
 NEP Renewables IV, LLC (100%; Class A Member)
 Alta Wind Portfolio, LLC (100%; Sole Member)
 Tusk Wind Holdings, LLC (100%; Sole Member)
 Alta Wind VIII, LLC (100%; Sole Member)
 Dogwood Wind Holdings, LLC (100%; Sole Member)
 Dogwood Wind, LLC (100%; Class A Tax Equity Member)
 Oliver Wind III, LLC (100%; Sole Member)
 Osborn Wind Energy, LLC (100%; Sole Member)
 Elk City Sholes Holdings, LLC (100%; Sole Member)
 Elk City II Wind Funding, LLC (100%; Sole Member)
 Southwest Wind, LLC (100%; Class A Tax Equity Member)
 Elk City Renewables II, LLC (100%; Sole Member)
 Sholes Wind Funding, LLC (100%; Sole Member)
 Sholes Wind Class A Holdings, LLC (100%; Sole Member)
 Sholes Wind, LLC (100%; Class A Member)
 Emerald Breeze Holdings, LLC (100%; Class A Member)
 Emerald Breeze Class A Holdings, LLC (100%; Sole Member)
 Emerald Breeze, LLC (100%; Class A Member)
 Appaloosa Run Wind, LLC (100%; Sole Member)
 Eight Point Wind, LLC (100%; Sole Member)
 Great Prairie Wind, LLC (100%; Sole Member)
 Yellow Pine Solar, LLC (100%; Sole Member)
 Yellow Pine Solar Interconnect, LLC (50%; Managing Member)
 Golden West Wind Holdings, LLC (100%; Sole Member)
 Golden West Power Partners, LLC (100%; Class A Tax Equity Member)
 Nokota Wind Holdings, LLC (100%; Sole Member)
 Nokota Wind, LLC (100%; Class A Tax Equity Member)
 Brady Wind II, LLC (100%; Sole Member)
 Brady Interconnection, LLC (50%; Member)
 Brady Wind, LLC (100%; Sole Member)
 Brady Interconnection, LLC (50%; Managing Member)
 Sac County Wind Holdings, LLC (100%; Sole Member)
 Sac County Wind Class A Holdings, LLC (100%; Class A Member)
 Sac County Wind, LLC (100%; Class A Member)
 NEP Renewables IV, LLC (31.2%; Class B Member)
 Alta Wind Portfolio, LLC (100%; Sole Member)
 Tusk Wind Holdings, LLC (100%; Sole Member)

Alta Wind VIII, LLC (100%; Sole Member)
Dogwood Wind Holdings, LLC (100%; Sole Member)
Dogwood Wind, LLC (100%; Class A Tax Equity Member)
Oliver Wind III, LLC (100%; Sole Member)
Osborn Wind Energy, LLC (100%; Sole Member)
Elk City Sholes Holdings, LLC (100%; Sole Member)
Elk City II Wind Funding, LLC (100%; Sole Member)
Southwest Wind, LLC (100%; Class A Tax Equity Member)
Elk City Renewables II, LLC (100%; Sole Member)
Sholes Wind Funding, LLC (100%; Sole Member)
Sholes Wind Class A Holdings, LLC (100%; Sole Member)
Sholes Wind, LLC (100%; Class A Member)
Emerald Breeze Holdings, LLC (100%; Class A Member)
Emerald Breeze Class A Holdings, LLC (100%; Sole Member)
Emerald Breeze, LLC (100%; Class A Member)
Appaloosa Run Wind, LLC (100%; Sole Member)
Eight Point Wind, LLC (100%; Sole Member)
Great Prairie Wind, LLC (100%; Sole Member)
Yellow Pine Solar, LLC (100%; Sole Member)
Yellow Pine Solar Interconnect, LLC (50%; Managing Member)
Golden West Wind Holdings, LLC (100%; Sole Member)
Golden West Power Partners, LLC (100%; Class A Tax Equity Member)
Nokota Wind Holdings, LLC (100%; Sole Member)
Nokota Wind, LLC (100%; Class A Tax Equity Member)
Brady Wind II, LLC (100%; Sole Member)
Brady Interconnection, LLC (50%; Member)
Brady Wind, LLC (100%; Sole Member)
Brady Interconnection, LLC (50%; Managing Member)
Sac County Wind Holdings, LLC (100%; Sole Member)
Sac County Wind Class A Holdings, LLC (100%; Class A Member)
Sac County Wind, LLC (100%; Class A Member)
NEP Renewables Holdings, LLC (100%; Sole Member)
NEP Renewables, LLC (100%; Sole Member)
Breckinridge Wind Class A Holdings, LLC (100%; Sole Member)
Breckinridge Wind Project, LLC (100%; Class A Tax Equity Member)
Carousel Wind Holdings, LLC (100%; Sole Member)
Carousel Wind Farm, LLC (100%; Class A Tax Equity Member)
Monarch Wind Holdings, LLC (100%; Sole Member)
Monarch Wind, LLC (100%; Class A Tax Equity Member)
Javelina Wind Holdings II, LLC (100%; Sole Member)
Javelina Wind Energy II, LLC (100%; Sole Member)
Javelina Interconnection, LLC (45%; Member)
Rush Springs Wind Energy, LLC (100%; Sole Member)
Mountain View Solar Holdings, LLC (100%; Sole Member)
Mountain View Solar, LLC (100%; Sole Member)
Pacific Plains Wind Class A Holdings, LLC (100%; Sole Member)
Pacific Plains Wind, LLC (100%; Class A Tax Equity Member)
Cottonwood Wind Project Holdings, LLC (100%; Sole Member)
Cottonwood Wind Project, LLC (100%; Sole Member)
Golden Hills North Wind, LLC (100%; Sole Member)
Golden Hills Interconnection, LLC (32.4%; Member)
NextEra Energy Bluff Point, LLC (100%; Sole Member)
NextEra Desert Sunlight Holdings, LLC (99.8%; Member)
Desert Sunlight Investment Holdings, LLC (50%; Managing Member)
Desert Sunlight Holdings, LLC (100%; Sole Member)
Desert Sunlight 250, LLC (100%; Sole Member)
Desert Sunlight 300, LLC (100%; Sole Member)

Ninnescah Wind Renewables, LLC (100%; Sole Member)
Nutmeg Solar Holdings, LLC (33.3%; Member)
Nutmeg Solar, LLC (100%; Sole Member)
Palo Duro Wind, LLC (100%; Sole Member)
Palomino Wind Holdings, LLC (100%; Sole Member)
Palomino Wind, LLC (100%; Class A Tax Equity Member)
Kingman Wind Energy I, LLC (100%; Sole Member)
Kingman Wind Energy II, LLC (100%; Sole Member)
Prairie View Wind Holdings, LLC (100%; Sole Member)
Ninnescah Wind Energy LLC (100%; Sole Member)
Seiling Wind Energy II, LLC (100%; Sole Member)
Seiling Wind Investments, LLC (100%; Sole Member)
Seiling Wind Holdings, LLC (100%; Sole Member)
Seiling Wind Portfolio, LLC (100%; Class A Tax Equity Member)
Seiling Wind II, LLC (100%; Sole Member)
Seiling Wind Interconnection Services, LLC (33%; Member)
Seiling Wind, LLC (100%; Sole Member)
Seiling Wind Interconnection Services, LLC (67%; Managing Member)
Shaw Creek Solar Holdings, LLC (33.3%; Member)
Shaw Creek Solar, LLC (100%; Sole Member)
Solar Holdings Portfolio 12, LLC (100%; Class C Member)
DG Portfolio 2019 Funding, LLC (100%; Sole Member)
DG Portfolio 2019 Holdings, LLC (100%; Sole Member)
DG Portfolio 2019, LLC (100%; Sole Member)
DG Amaze, LLC (100%; Sole Member)
DG California Solar, LLC (100%; Sole Member)
DG Colorado Solar, LLC (100%; Sole Member)
DG LF Solar, LLC (100%; Sole Member)
DG Minnesota CSG 1, LLC (100%; Sole Member)
DG Minnesota CSG, LLC (100%; Sole Member)
DG New Jersey Solar, LLC (100%; Sole Member)
DG New York Solar, LLC (100%; Sole Member)
DG Northeast Solar, LLC (100%; Sole Member)
DG SUNY Solar 1, LLC (100%; Sole Member)
DG Southwest Solar Portfolio 2019, LLC (100%; Sole Member)
HL Solar LLC (100%; Sole Member)
DG Waipio, LLC (100%; Sole Member)
Pacific Energy Solutions LLC (100%; Sole Member)
W2 Solar Holdings, LLC (100%; Sole Member)
Sierra Solar Funding, LLC (100%; Sole Member)
Sierra Solar Holdings, LLC (100%; Sole Member)
Westside Solar, LLC (100%; Sole Member)
Whitney Point Solar, LLC (100%; Sole Member)
Southwest Solar Holdings, LLC (100%; Sole Member)
Hatch Solar Energy Center I LLC (100%; Sole Member)
Sunlight Renewables Holdings, LLC (100%; Class A Member)
Sunlight Renewables Class A Holdings, LLC (100%; Sole Member)
Sunlight Renewables, LLC (100%; Class A Member)
Sunlight Storage, LLC (100%; Sole Member)
VMCLR Holdings, LLC (100%; Sole Member)
Indigo Plains Solar Class B Holdings, LLC (100%; Sole Member)
Indigo Plains Solar, LLC (100%; Class B Tax Equity Member)
Chaves County Solar, LLC (100%; Sole Member)
Chaves County Solar Holdings, LLC (100%; Sole Member)
Live Oak Solar, LLC (100%; Sole Member)
River Bend Solar, LLC (100%; Sole Member)
Indigo Plains Solar Funding, LLC (100%; Sole Member)

Indigo Plains Solar Holdings, LLC (100%; Sole Member)
 Indigo Plains Solar, LLC (100%; Class A Tax Equity Member)
 Chaves County Solar, LLC (100%; Sole Member)
 Chaves County Solar Holdings, LLC (100%; Sole Member)
 Live Oak Solar, LLC (100%; Sole Member)
 River Bend Solar, LLC (100%; Sole Member)
 Whiptail-Montezuma Funding, LLC (100%; Sole Member)
 Whiptail-Montezuma Holdings, LLC (100%; Sole Member)
 Montezuma Wind Holdings II, LLC (100%; Sole Member)
 NextEra Energy Montezuma II Wind, LLC (100%; Sole Member)
 Southwest Wind Class A Holdings, LLC (100%; Class A Member)
 Whiptail Wind, LLC (100%; Class A Tax Equity Member)
 Casa Mesa Wind, LLC (100%; Sole Member)
 Casa Mesa Wind Investments, LLC (100%; Sole Member)
 Langdon Renewables, LLC (100%; Sole Member)
 New Mexico Wind, LLC (100%; Sole Member)
 Pacific Power Investments, LLC (100%; Sole Member)
 Southwest Wind Class A Holdings, LLC (100%; Class B Member)
 Whiptail Wind, LLC (100%; Class A Tax Equity Member)
 Casa Mesa Wind, LLC (100%; Sole Member)
 Casa Mesa Wind Investments, LLC (100%; Sole Member)
 Langdon Renewables, LLC (100%; Sole Member)
 New Mexico Wind, LLC (100%; Sole Member)
 Pacific Power Investments, LLC (100%; Sole Member)
 Windstar Portfolio, LLC (100%; Sole Member)
 Tusk Wind Holdings II, LLC (100%; Sole Member)
 Windstar Energy, LLC (100%; Sole Member)
 NextEra Energy Partners Constructors, LLC (100%; Sole Member)
 NextEra Energy Partners Solar Acquisitions, LLC (100%; Sole Member)
 Adelanto CA II, LLC (100%; Sole Member)
 Adelanto Solar Funding, LLC (50.01%; Member)
 Adelanto Solar Holdings, LLC (100%; Sole Member)
 Adelanto Solar II, LLC (100%; Sole Member)
 Adelanto Solar, LLC (100%; Sole Member)
 McCoy CA II, LLC (100%; Sole Member)
 McCoy Solar Holdings, LLC (50.01%; Member)
 McCoy Solar Funding, LLC (100%; Sole Member)
 McCoy Solar, LLC (100%; Sole Member)
 NextEra Desert Center Blythe, LLC (50%; Member)
 NextEra Energy Partners Ventures, LLC (100%; Sole Member)
 NET Holdings Management, LLC (100%; Sole Member)
 NextEra Energy Partners Pipelines Holdings, LLC (100%; Sole Member)
 NextEra Energy Partners Pipelines, LLC (100%; Class A Member)
 Meade Pipeline Investment Holdings, LLC (100%; Sole Member)
 Meade Pipeline Investment, LLC (100%; Sole Member)
 Meade Pipeline Co LLC (75%; Managing Member)
 Redwood Meade Pipeline, LLC (100%; Sole Member)
 Redwood Midstream, LLC (90%; Managing Member)
 Redwood Meade Midstream MPC, LLC (100%; Sole Member)
 Meade Pipeline Co LLC (15%; Member)
 River Road Interests LLC (100%; Sole Member)
 Meade Pipeline Co LLC (10%; Member)
 Redwood Midstream, LLC (10%; Member)
 Redwood Meade Midstream MPC, LLC (100%; Sole Member)
 Meade Pipeline Co LLC (15%; Member)
 River Road Interests LLC (100%; Sole Member)
 Meade Pipeline Co LLC (10%; Member)

South Texas Midstream Holdings, LLC (100%; Sole Member)
 South Texas Midstream, LLC (100%; Class A Member)
 South Texas Midstream, LLC (100%; Class B Member)
 Northern Colorado Wind Energy, LLC (100%; Sole Member)
 Palo Duro Wind Portfolio, LLC (100%; Sole Member)
 Palo Duro Wind Project Holdings, LLC (100%; Sole Member)
 Palo Duro Wind Energy, LLC (100%; Sole Member)
 Palo Duro Wind Interconnection Services, LLC (88%; Managing Member)
 Shafter Solar Portfolio, LLC (100%; Sole Member)
 Shafter Solar Holdings, LLC (100%; Sole Member)
 Shafter Solar, LLC (100%; Sole Member)
 Tusk Wind Holdings III, LLC (100%; Sole Member)
 Granite Reliable Power, LLC (100%; Sole Member)
 NextEra Energy Equity Partners, LP (100%; Limited Partner)
 NextEra Energy Operating Partners, LP (100%; Limited Partner)
 NextEra Energy US Partners Holdings, LLC (100%; Sole Member)
 Dissolution Solutions (NEP), LLC (100%; Sole Member)
 Genesis Purchaser Holdings, LLC (100%; Sole Member)
 Genesis Purchaser, LLC (100%; Sole Member)
 Genesis Solar Funding Holdings, LLC (100%; Sole Member)
 Genesis Solar Funding, LLC (100%; Sole Member)
 Genesis Solar Holdings, LLC (100%; Class A Tax Equity Member)
 Elk City Wind, LLC (100%; Sole Member)
 Genesis Solar, LLC (100%; Sole Member)
 NextEra Desert Center Blythe, LLC (50%; Member)
 Golden Plains Class A Holdings, LLC (100%; Sole Member)
 Golden Plains, LLC (100%; Class A Member)
 Baldwin Wind Energy, LLC (100%; Sole Member)
 Northern Colorado Wind Energy Center II, LLC (100%; Sole Member)
 Northern Colorado Interconnect, LLC (12.9%; Member)
 Northern Colorado Wind Energy Center, LLC (100%; Sole Member)
 Northern Colorado Interconnect, LLC (87.1%; Managing Member)
 Wilmot Energy Center, LLC (100%; Sole Member)
 Pine Brooke Class A Holdings, LLC (40%; Member)
 Pine Brooke, LLC (100%; Class A Tax Equity Member)
 Blue Summit III Wind, LLC (100%; Sole Member)
 Blue Summit Interconnection, LLC (25%; Member)
 Harmony Florida Solar, LLC (100%; Sole Member)
 Ponderosa Wind, LLC (100%; Sole Member)
 Saint Solar, LLC (100%; Sole Member)
 Sanford Airport Solar, LLC (100%; Sole Member)
 Soldier Creek Wind, LLC (100%; Sole Member)
 Taylor Creek Solar, LLC (100%; Sole Member)
 NextEra Energy Partners Acquisitions, LLC (100%; Sole Member)
 Baldwin Wind, LLC (100%; Sole Member)
 Bayhawk Wind Portfolio, LLC (100%; Sole Member)
 Bayhawk Wind Holdings, LLC (100%; Sole Member)
 Bayhawk Wind, LLC (100%; Class A Member)
 Cedar Bluff Wind, LLC (100%; Sole Member)
 Golden Hills Wind, LLC (100%; Sole Member)
 Golden Hills Interconnection, LLC (67.6%; Managing Member)
 Breckinridge Wind, LLC (100%; Sole Member)
 Carousel Wind, LLC (100%; Sole Member)
 Cedar Bluff Wind Energy, LLC (100%; Sole Member)
 Coram Portfolio II, LLC (100%; Sole Member)
 Tusk Wind Holdings V, LLC (100%; Sole Member)
 RET Coram Tehachapi Wind GP, LLC (100%; Sole Member)

Coram California Development, L.P. (0.01%; General Partner)
RET Tehachapi Wind Development, LLC (100%; Sole Member)
Coram California Development, L.P. (99.99%; Limited Partner)
Coram Portfolio, LLC (100%; Sole Member)
Tusk Wind Holdings IV, LLC (100%; Sole Member)
Coram Energy LLC (100%; Sole Member)
Coram Tehachapi, LLC (100%; Sole Member)
HW CA Holdings, LLC (100%; Member)
High Winds, LLC (100%; Sole Member)
Javelina Wind Funding, LLC (100%; Sole Member)
Javelina Wind Energy Holdings, LLC (100%; Sole Member)
Javelina Wind Energy, LLC (100%; Sole Member)
Javelina Interconnection, LLC (55%; Managing Member)
Kingman Wind I, LLC (100%; Sole Member)
Kingman Wind II, LLC (100%; Sole Member)
Mammoth Plains Wind Project Holdings, LLC (100%; Sole Member)
Mammoth Plains Wind Project, LLC (100%; Class B Member)
Mammoth Plains Wind Project, LLC (100%; Class A Member)
Mammoth Plains Wind, LLC (100%; Sole Member)
Meadowlark Wind, LLC (100%; Sole Member)
NEP Ninnescah Thermal Storage, LLC (100%; Sole Member)
NEP Nitro Renewables Holdings, LLC (100%; Sole Member)
NEP Renewables Holdings II, LLC (100%; Sole Member)
NEP Renewables II, LLC (100%; Managing Member)
Ashtabula Wind II, LLC (100%; Sole Member)
Ashtabula Wind III, LLC (100%; Sole Member)
FPL Energy Vansycle L.L.C. (100%; Sole Member)
Garden Wind, LLC (100%; Sole Member)
Perrin Ranch Wind, LLC (100%; Sole Member)
Rosmar Portfolio, LLC (100%; Sole Member)
Rosmar Holdings, LLC (100%; Member)
Marshall Solar, LLC (100%; Sole Member)
Roswell Solar, LLC (100%; Sole Member)
Roswell Solar Holdings, LLC (100%; Sole Member)
SSSS Holdings, LLC (100%; Sole Member)
Silver State South Solar, LLC (49.99%; Managing Member)
Silver State Solar Power South, LLC (100%; Sole Member)
Tuscola Bay Wind, LLC (100%; Sole Member)
White Oak Energy Holdings, LLC (100%; Sole Member)
White Oak Energy LLC (100%; Sole Member)
NEP Renewables Holdings III, LLC (100%; Sole Member)
NEP Renewables III, LLC (50%; Class B Member)
Star Moon Holdings, LLC (100%; Class A Member)
Moonlight Bay Class A Holdings, LLC (100%; Sole Member)
Moonlight Bay Renewables, LLC (100%; Class A Member)
Dodge Flat Solar, LLC (100%; Sole Member)
Elora Solar, LLC (100%; Sole Member)
Fish Springs Ranch Solar, LLC (100%; Sole Member)
Little Blue Wind Project, LLC (100%; Sole Member)
Minco Wind Energy III, LLC (100%; Sole Member)
Minco IV & V Interconnection, LLC (27.04%; Managing Member)
White Mesa Wind, LLC (100%; Sole Member)
Stargrass Class A Holdings, LLC (100%; Sole Member)
Stargrass, LLC (100%; Class A Member)
Borderlands Wind, LLC (100%; Sole Member)
Borderlands Wind Holdings, LLC (100%; Sole Member)
Cool Springs Solar, LLC (100%; Sole Member)

Ensign Wind Energy, LLC (100%; Sole Member)
 Hubbard Wind, LLC (100%; Sole Member)
 Irish Creek Wind, LLC (100%; Sole Member)
 Quinebaug Solar, LLC (100%; Sole Member)
 Quitman II Solar, LLC (100%; Sole Member)
 NEP Renewables III, LLC (100%; Class A Member)
 Star Moon Holdings, LLC (100%; Class A Member)
 Moonlight Bay Class A Holdings, LLC (100%; Sole Member)
 Moonlight Bay Renewables, LLC (100%; Class A Member)
 Dodge Flat Solar, LLC (100%; Sole Member)
 Elora Solar, LLC (100%; Sole Member)
 Fish Springs Ranch Solar, LLC (100%; Sole Member)
 Little Blue Wind Project, LLC (100%; Sole Member)
 Minco Wind Energy III, LLC (100%; Sole Member)
 Minco IV & V Interconnection, LLC (27.04%; Managing Member)
 White Mesa Wind, LLC (100%; Sole Member)
 Stargrass Class A Holdings, LLC (100%; Sole Member)
 Stargrass, LLC (100%; Class A Member)
 Borderlands Wind, LLC (100%; Sole Member)
 Borderlands Wind Holdings, LLC (100%; Sole Member)
 Cool Springs Solar, LLC (100%; Sole Member)
 Ensign Wind Energy, LLC (100%; Sole Member)
 Hubbard Wind, LLC (100%; Sole Member)
 Irish Creek Wind, LLC (100%; Sole Member)
 Quinebaug Solar, LLC (100%; Sole Member)
 Quitman II Solar, LLC (100%; Sole Member)
 NEP Renewables Holdings IV, LLC (100%; Sole Member)
 NEP Renewables IV, LLC (100%; Class A Member)
 Alta Wind Portfolio, LLC (100%; Sole Member)
 Tusk Wind Holdings, LLC (100%; Sole Member)
 Alta Wind VIII, LLC (100%; Sole Member)
 Dogwood Wind Holdings, LLC (100%; Sole Member)
 Dogwood Wind, LLC (100%; Class A Tax Equity Member)
 Oliver Wind III, LLC (100%; Sole Member)
 Osborn Wind Energy, LLC (100%; Sole Member)
 Elk City Sholes Holdings, LLC (100%; Sole Member)
 Elk City II Wind Funding, LLC (100%; Sole Member)
 Southwest Wind, LLC (100%; Class A Tax Equity Member)
 Elk City Renewables II, LLC (100%; Sole Member)
 Sholes Wind Funding, LLC (100%; Sole Member)
 Sholes Wind Class A Holdings, LLC (100%; Sole Member)
 Sholes Wind, LLC (100%; Class A Member)
 Emerald Breeze Holdings, LLC (100%; Class A Member)
 Emerald Breeze Class A Holdings, LLC (100%; Sole Member)
 Emerald Breeze, LLC (100%; Class A Member)
 Appaloosa Run Wind, LLC (100%; Sole Member)
 Eight Point Wind, LLC (100%; Sole Member)
 Great Prairie Wind, LLC (100%; Sole Member)
 Yellow Pine Solar, LLC (100%; Sole Member)
 Yellow Pine Solar Interconnect, LLC (50%; Managing Member)
 Golden West Wind Holdings, LLC (100%; Sole Member)
 Golden West Power Partners, LLC (100%; Class A Tax Equity Member)
 Nokota Wind Holdings, LLC (100%; Sole Member)
 Nokota Wind, LLC (100%; Class A Tax Equity Member)
 Brady Wind II, LLC (100%; Sole Member)
 Brady Interconnection, LLC (50%; Member)
 Brady Wind, LLC (100%; Sole Member)

Brady Interconnection, LLC (50%; Managing Member)
Sac County Wind Holdings, LLC (100%; Sole Member)
Sac County Wind Class A Holdings, LLC (100%; Class A Member)
Sac County Wind, LLC (100%; Class A Member)
NEP Renewables IV, LLC (31.2%; Class B Member)
Alta Wind Portfolio, LLC (100%; Sole Member)
Tusk Wind Holdings, LLC (100%; Sole Member)
Alta Wind VIII, LLC (100%; Sole Member)
Dogwood Wind Holdings, LLC (100%; Sole Member)
Dogwood Wind, LLC (100%; Class A Tax Equity Member)
Oliver Wind III, LLC (100%; Sole Member)
Osborn Wind Energy, LLC (100%; Sole Member)
Elk City Sholes Holdings, LLC (100%; Sole Member)
Elk City II Wind Funding, LLC (100%; Sole Member)
Southwest Wind, LLC (100%; Class A Tax Equity Member)
Elk City Renewables II, LLC (100%; Sole Member)
Sholes Wind Funding, LLC (100%; Sole Member)
Sholes Wind Class A Holdings, LLC (100%; Sole Member)
Sholes Wind, LLC (100%; Class A Member)
Emerald Breeze Holdings, LLC (100%; Class A Member)
Emerald Breeze Class A Holdings, LLC (100%; Sole Member)
Emerald Breeze, LLC (100%; Class A Member)
Appaloosa Run Wind, LLC (100%; Sole Member)
Eight Point Wind, LLC (100%; Sole Member)
Great Prairie Wind, LLC (100%; Sole Member)
Yellow Pine Solar, LLC (100%; Sole Member)
Yellow Pine Solar Interconnect, LLC (50%; Managing Member)
Golden West Wind Holdings, LLC (100%; Sole Member)
Golden West Power Partners, LLC (100%; Class A Tax Equity Member)
Nokota Wind Holdings, LLC (100%; Sole Member)
Nokota Wind, LLC (100%; Class A Tax Equity Member)
Brady Wind II, LLC (100%; Sole Member)
Brady Interconnection, LLC (50%; Member)
Brady Wind, LLC (100%; Sole Member)
Brady Interconnection, LLC (50%; Managing Member)
Sac County Wind Holdings, LLC (100%; Sole Member)
Sac County Wind Class A Holdings, LLC (100%; Class A Member)
Sac County Wind, LLC (100%; Class A Member)
NEP Renewables Holdings, LLC (100%; Sole Member)
NEP Renewables, LLC (100%; Sole Member)
Breckinridge Wind Class A Holdings, LLC (100%; Sole Member)
Breckinridge Wind Project, LLC (100%; Class A Tax Equity Member)
Carousel Wind Holdings, LLC (100%; Sole Member)
Carousel Wind Farm, LLC (100%; Class A Tax Equity Member)
Monarch Wind Holdings, LLC (100%; Sole Member)
Monarch Wind, LLC (100%; Class A Tax Equity Member)
Javelina Wind Holdings II, LLC (100%; Sole Member)
Javelina Wind Energy II, LLC (100%; Sole Member)
Javelina Interconnection, LLC (45%; Member)
Rush Springs Wind Energy, LLC (100%; Sole Member)
Mountain View Solar Holdings, LLC (100%; Sole Member)
Mountain View Solar, LLC (100%; Sole Member)
Pacific Plains Wind Class A Holdings, LLC (100%; Sole Member)
Pacific Plains Wind, LLC (100%; Class A Tax Equity Member)
Cottonwood Wind Project Holdings, LLC (100%; Sole Member)
Cottonwood Wind Project, LLC (100%; Sole Member)
Golden Hills North Wind, LLC (100%; Sole Member)

Golden Hills Interconnection, LLC (32.4%; Member)
NextEra Energy Bluff Point, LLC (100%; Sole Member)
NextEra Desert Sunlight Holdings, LLC (99.8%; Member)
Desert Sunlight Investment Holdings, LLC (50%; Managing Member)
Desert Sunlight Holdings, LLC (100%; Sole Member)
Desert Sunlight 250, LLC (100%; Sole Member)
Desert Sunlight 300, LLC (100%; Sole Member)
Ninnescah Wind Renewables, LLC (100%; Sole Member)
Nutmeg Solar Holdings, LLC (33.3%; Member)
Nutmeg Solar, LLC (100%; Sole Member)
Palo Duro Wind, LLC (100%; Sole Member)
Palomino Wind Holdings, LLC (100%; Sole Member)
Palomino Wind, LLC (100%; Class A Tax Equity Member)
Kingman Wind Energy I, LLC (100%; Sole Member)
Kingman Wind Energy II, LLC (100%; Sole Member)
Prairie View Wind Holdings, LLC (100%; Sole Member)
Ninnescah Wind Energy LLC (100%; Sole Member)
Seiling Wind Energy II, LLC (100%; Sole Member)
Seiling Wind Investments, LLC (100%; Sole Member)
Seiling Wind Holdings, LLC (100%; Sole Member)
Seiling Wind Portfolio, LLC (100%; Class A Tax Equity Member)
Seiling Wind II, LLC (100%; Sole Member)
Seiling Wind Interconnection Services, LLC (33%; Member)
Seiling Wind, LLC (100%; Sole Member)
Seiling Wind Interconnection Services, LLC (67%; Managing Member)
Shaw Creek Solar Holdings, LLC (33.3%; Member)
Shaw Creek Solar, LLC (100%; Sole Member)
Solar Holdings Portfolio 12, LLC (100%; Class C Member)
DG Portfolio 2019 Funding, LLC (100%; Sole Member)
DG Portfolio 2019 Holdings, LLC (100%; Sole Member)
DG Portfolio 2019, LLC (100%; Sole Member)
DG Amaze, LLC (100%; Sole Member)
DG California Solar, LLC (100%; Sole Member)
DG Colorado Solar, LLC (100%; Sole Member)
DG LF Solar, LLC (100%; Sole Member)
DG Minnesota CSG 1, LLC (100%; Sole Member)
DG Minnesota CSG, LLC (100%; Sole Member)
DG New Jersey Solar, LLC (100%; Sole Member)
DG New York Solar, LLC (100%; Sole Member)
DG Northeast Solar, LLC (100%; Sole Member)
DG SUNY Solar 1, LLC (100%; Sole Member)
DG Southwest Solar Portfolio 2019, LLC (100%; Sole Member)
HL Solar LLC (100%; Sole Member)
DG Waipio, LLC (100%; Sole Member)
Pacific Energy Solutions LLC (100%; Sole Member)
W2 Solar Holdings, LLC (100%; Sole Member)
Sierra Solar Funding, LLC (100%; Sole Member)
Sierra Solar Holdings, LLC (100%; Sole Member)
Westside Solar, LLC (100%; Sole Member)
Whitney Point Solar, LLC (100%; Sole Member)
Southwest Solar Holdings, LLC (100%; Sole Member)
Hatch Solar Energy Center I LLC (100%; Sole Member)
Sunlight Renewables Holdings, LLC (100%; Class A Member)
Sunlight Renewables Class A Holdings, LLC (100%; Sole Member)
Sunlight Renewables, LLC (100%; Class A Member)
Sunlight Storage, LLC (100%; Sole Member)
VMCLR Holdings, LLC (100%; Sole Member)

Indigo Plains Solar Class B Holdings, LLC (100%; Sole Member)
 Indigo Plains Solar, LLC (100%; Class B Tax Equity Member)
 Chaves County Solar, LLC (100%; Sole Member)
 Chaves County Solar Holdings, LLC (100%; Sole Member)
 Live Oak Solar, LLC (100%; Sole Member)
 River Bend Solar, LLC (100%; Sole Member)
 Indigo Plains Solar Funding, LLC (100%; Sole Member)
 Indigo Plains Solar Holdings, LLC (100%; Sole Member)
 Indigo Plains Solar, LLC (100%; Class A Tax Equity Member)
 Chaves County Solar, LLC (100%; Sole Member)
 Chaves County Solar Holdings, LLC (100%; Sole Member)
 Live Oak Solar, LLC (100%; Sole Member)
 River Bend Solar, LLC (100%; Sole Member)
 Whiptail-Montezuma Funding, LLC (100%; Sole Member)
 Whiptail-Montezuma Holdings, LLC (100%; Sole Member)
 Montezuma Wind Holdings II, LLC (100%; Sole Member)
 NextEra Energy Montezuma II Wind, LLC (100%; Sole Member)
 Southwest Wind Class A Holdings, LLC (100%; Class A Member)
 Whiptail Wind, LLC (100%; Class A Tax Equity Member)
 Casa Mesa Wind, LLC (100%; Sole Member)
 Casa Mesa Wind Investments, LLC (100%; Sole Member)
 Langdon Renewables, LLC (100%; Sole Member)
 New Mexico Wind, LLC (100%; Sole Member)
 Pacific Power Investments, LLC (100%; Sole Member)
 Southwest Wind Class A Holdings, LLC (100%; Class B Member)
 Whiptail Wind, LLC (100%; Class A Tax Equity Member)
 Casa Mesa Wind, LLC (100%; Sole Member)
 Casa Mesa Wind Investments, LLC (100%; Sole Member)
 Langdon Renewables, LLC (100%; Sole Member)
 New Mexico Wind, LLC (100%; Sole Member)
 Pacific Power Investments, LLC (100%; Sole Member)
 Windstar Portfolio, LLC (100%; Sole Member)
 Tusk Wind Holdings II, LLC (100%; Sole Member)
 Windstar Energy, LLC (100%; Sole Member)
 NextEra Energy Partners Constructors, LLC (100%; Sole Member)
 NextEra Energy Partners Solar Acquisitions, LLC (100%; Sole Member)
 Adelanto CA II, LLC (100%; Sole Member)
 Adelanto Solar Funding, LLC (50.01%; Member)
 Adelanto Solar Holdings, LLC (100%; Sole Member)
 Adelanto Solar II, LLC (100%; Sole Member)
 Adelanto Solar, LLC (100%; Sole Member)
 McCoy CA II, LLC (100%; Sole Member)
 McCoy Solar Holdings, LLC (50.01%; Member)
 McCoy Solar Funding, LLC (100%; Sole Member)
 McCoy Solar, LLC (100%; Sole Member)
 NextEra Desert Center Blythe, LLC (50%; Member)
 NextEra Energy Partners Ventures, LLC (100%; Sole Member)
 NET Holdings Management, LLC (100%; Sole Member)
 NextEra Energy Partners Pipelines Holdings, LLC (100%; Sole Member)
 NextEra Energy Partners Pipelines, LLC (100%; Class A Member)
 Meade Pipeline Investment Holdings, LLC (100%; Sole Member)
 Meade Pipeline Investment, LLC (100%; Sole Member)
 Meade Pipeline Co LLC (75%; Managing Member)
 Redwood Meade Pipeline, LLC (100%; Sole Member)
 Redwood Midstream, LLC (90%; Managing Member)
 Redwood Meade Midstream MPC, LLC (100%; Sole Member)
 Meade Pipeline Co LLC (15%; Member)

River Road Interests LLC (100%; Sole Member)
 Meade Pipeline Co LLC (10%; Member)
 Redwood Midstream, LLC (10%; Member)
 Redwood Meade Midstream MPC, LLC (100%; Sole Member)
 Meade Pipeline Co LLC (15%; Member)
 River Road Interests LLC (100%; Sole Member)
 Meade Pipeline Co LLC (10%; Member)
 South Texas Midstream Holdings, LLC (100%; Sole Member)
 South Texas Midstream, LLC (100%; Class A Member)
 South Texas Midstream, LLC (100%; Class B Member)
 Northern Colorado Wind Energy, LLC (100%; Sole Member)
 Palo Duro Wind Portfolio, LLC (100%; Sole Member)
 Palo Duro Wind Project Holdings, LLC (100%; Sole Member)
 Palo Duro Wind Energy, LLC (100%; Sole Member)
 Palo Duro Wind Interconnection Services, LLC (88%; Managing Member)
 Shafter Solar Portfolio, LLC (100%; Sole Member)
 Shafter Solar Holdings, LLC (100%; Sole Member)
 Shafter Solar, LLC (100%; Sole Member)
 Tusk Wind Holdings III, LLC (100%; Sole Member)
 Granite Reliable Power, LLC (100%; Sole Member)
 NextEra Energy Operating Partners, LP (100%; Limited Partner)
 NextEra Energy US Partners Holdings, LLC (100%; Sole Member)
 Dissolution Solutions (NEP), LLC (100%; Sole Member)
 Genesis Purchaser Holdings, LLC (100%; Sole Member)
 Genesis Purchaser, LLC (100%; Sole Member)
 Genesis Solar Funding Holdings, LLC (100%; Sole Member)
 Genesis Solar Funding, LLC (100%; Sole Member)
 Genesis Solar Holdings, LLC (100%; Class A Tax Equity Member)
 Elk City Wind, LLC (100%; Sole Member)
 Genesis Solar, LLC (100%; Sole Member)
 NextEra Desert Center Blythe, LLC (50%; Member)
 Golden Plains Class A Holdings, LLC (100%; Sole Member)
 Golden Plains, LLC (100%; Class A Member)
 Baldwin Wind Energy, LLC (100%; Sole Member)
 Northern Colorado Wind Energy Center II, LLC (100%; Sole Member)
 Northern Colorado Interconnect, LLC (12.9%; Member)
 Northern Colorado Wind Energy Center, LLC (100%; Sole Member)
 Northern Colorado Interconnect, LLC (87.1%; Managing Member)
 Wilmot Energy Center, LLC (100%; Sole Member)
 Pine Brooke Class A Holdings, LLC (40%; Member)
 Pine Brooke, LLC (100%; Class A Tax Equity Member)
 Blue Summit III Wind, LLC (100%; Sole Member)
 Blue Summit Interconnection, LLC (25%; Member)
 Harmony Florida Solar, LLC (100%; Sole Member)
 Ponderosa Wind, LLC (100%; Sole Member)
 Saint Solar, LLC (100%; Sole Member)
 Sanford Airport Solar, LLC (100%; Sole Member)
 Soldier Creek Wind, LLC (100%; Sole Member)
 Taylor Creek Solar, LLC (100%; Sole Member)
 NextEra Energy Partners Acquisitions, LLC (100%; Sole Member)
 Baldwin Wind, LLC (100%; Sole Member)
 Bayhawk Wind Portfolio, LLC (100%; Sole Member)
 Bayhawk Wind Holdings, LLC (100%; Sole Member)
 Bayhawk Wind, LLC (100%; Class A Member)
 Cedar Bluff Wind, LLC (100%; Sole Member)
 Golden Hills Wind, LLC (100%; Sole Member)
 Golden Hills Interconnection, LLC (67.6%; Managing Member)

Breckinridge Wind, LLC (100%; Sole Member)
Carousel Wind, LLC (100%; Sole Member)
Cedar Bluff Wind Energy, LLC (100%; Sole Member)
Coram Portfolio II, LLC (100%; Sole Member)
 Tusk Wind Holdings V, LLC (100%; Sole Member)
 RET Coram Tehachapi Wind GP, LLC (100%; Sole Member)
 Coram California Development, L.P. (0.01%; General Partner)
 RET Tehachapi Wind Development, LLC (100%; Sole Member)
 Coram California Development, L.P. (99.99%; Limited Partner)
Coram Portfolio, LLC (100%; Sole Member)
 Tusk Wind Holdings IV, LLC (100%; Sole Member)
 Coram Energy LLC (100%; Sole Member)
 Coram Tehachapi, LLC (100%; Sole Member)
HW CA Holdings, LLC (100%; Member)
 High Winds, LLC (100%; Sole Member)
Javelina Wind Funding, LLC (100%; Sole Member)
 Javelina Wind Energy Holdings, LLC (100%; Sole Member)
 Javelina Wind Energy, LLC (100%; Sole Member)
 Javelina Interconnection, LLC (55%; Managing Member)
Kingman Wind I, LLC (100%; Sole Member)
Kingman Wind II, LLC (100%; Sole Member)
Mammoth Plains Wind Project Holdings, LLC (100%; Sole Member)
 Mammoth Plains Wind Project, LLC (100%; Class B Member)
 Mammoth Plains Wind Project, LLC (100%; Class A Member)
Mammoth Plains Wind, LLC (100%; Sole Member)
Meadowlark Wind, LLC (100%; Sole Member)
NEP Ninnescah Thermal Storage, LLC (100%; Sole Member)
NEP Nitro Renewables Holdings, LLC (100%; Sole Member)
NEP Renewables Holdings II, LLC (100%; Sole Member)
 NEP Renewables II, LLC (100%; Managing Member)
 Ashtabula Wind II, LLC (100%; Sole Member)
 Ashtabula Wind III, LLC (100%; Sole Member)
 FPL Energy Vansycle L.L.C. (100%; Sole Member)
 Garden Wind, LLC (100%; Sole Member)
 Perrin Ranch Wind, LLC (100%; Sole Member)
 Rosmar Portfolio, LLC (100%; Sole Member)
 Rosmar Holdings, LLC (100%; Member)
 Marshall Solar, LLC (100%; Sole Member)
 Roswell Solar, LLC (100%; Sole Member)
 Roswell Solar Holdings, LLC (100%; Sole Member)
SSSS Holdings, LLC (100%; Sole Member)
 Silver State South Solar, LLC (49.99%; Managing Member)
 Silver State Solar Power South, LLC (100%; Sole Member)
Tuscola Bay Wind, LLC (100%; Sole Member)
White Oak Energy Holdings, LLC (100%; Sole Member)
 White Oak Energy LLC (100%; Sole Member)
NEP Renewables Holdings III, LLC (100%; Sole Member)
NEP Renewables III, LLC (50%; Class B Member)
 Star Moon Holdings, LLC (100%; Class A Member)
 Moonlight Bay Class A Holdings, LLC (100%; Sole Member)
 Moonlight Bay Renewables, LLC (100%; Class A Member)
 Dodge Flat Solar, LLC (100%; Sole Member)
 Elora Solar, LLC (100%; Sole Member)
 Fish Springs Ranch Solar, LLC (100%; Sole Member)
 Little Blue Wind Project, LLC (100%; Sole Member)
 Minco Wind Energy III, LLC (100%; Sole Member)
 Minco IV & V Interconnection, LLC (27.04%; Managing Member)

White Mesa Wind, LLC (100%; Sole Member)
 Stargrass Class A Holdings, LLC (100%; Sole Member)
 Stargrass, LLC (100%; Class A Member)
 Borderlands Wind, LLC (100%; Sole Member)
 Borderlands Wind Holdings, LLC (100%; Sole Member)
 Cool Springs Solar, LLC (100%; Sole Member)
 Ensign Wind Energy, LLC (100%; Sole Member)
 Hubbard Wind, LLC (100%; Sole Member)
 Irish Creek Wind, LLC (100%; Sole Member)
 Quinebaug Solar, LLC (100%; Sole Member)
 Quitman II Solar, LLC (100%; Sole Member)
 NEP Renewables III, LLC (100%; Class A Member)
 Star Moon Holdings, LLC (100%; Class A Member)
 Moonlight Bay Class A Holdings, LLC (100%; Sole Member)
 Moonlight Bay Renewables, LLC (100%; Class A Member)
 Dodge Flat Solar, LLC (100%; Sole Member)
 Elora Solar, LLC (100%; Sole Member)
 Fish Springs Ranch Solar, LLC (100%; Sole Member)
 Little Blue Wind Project, LLC (100%; Sole Member)
 Minco Wind Energy III, LLC (100%; Sole Member)
 Minco IV & V Interconnection, LLC (27.04%; Managing Member)
 White Mesa Wind, LLC (100%; Sole Member)
 Stargrass Class A Holdings, LLC (100%; Sole Member)
 Stargrass, LLC (100%; Class A Member)
 Borderlands Wind, LLC (100%; Sole Member)
 Borderlands Wind Holdings, LLC (100%; Sole Member)
 Cool Springs Solar, LLC (100%; Sole Member)
 Ensign Wind Energy, LLC (100%; Sole Member)
 Hubbard Wind, LLC (100%; Sole Member)
 Irish Creek Wind, LLC (100%; Sole Member)
 Quinebaug Solar, LLC (100%; Sole Member)
 Quitman II Solar, LLC (100%; Sole Member)
 NEP Renewables Holdings IV, LLC (100%; Sole Member)
 NEP Renewables IV, LLC (100%; Class A Member)
 Alta Wind Portfolio, LLC (100%; Sole Member)
 Tusk Wind Holdings, LLC (100%; Sole Member)
 Alta Wind VIII, LLC (100%; Sole Member)
 Dogwood Wind Holdings, LLC (100%; Sole Member)
 Dogwood Wind, LLC (100%; Class A Tax Equity Member)
 Oliver Wind III, LLC (100%; Sole Member)
 Osborn Wind Energy, LLC (100%; Sole Member)
 Elk City Sholes Holdings, LLC (100%; Sole Member)
 Elk City II Wind Funding, LLC (100%; Sole Member)
 Southwest Wind, LLC (100%; Class A Tax Equity Member)
 Elk City Renewables II, LLC (100%; Sole Member)
 Sholes Wind Funding, LLC (100%; Sole Member)
 Sholes Wind Class A Holdings, LLC (100%; Sole Member)
 Sholes Wind, LLC (100%; Class A Member)
 Emerald Breeze Holdings, LLC (100%; Class A Member)
 Emerald Breeze Class A Holdings, LLC (100%; Sole Member)
 Emerald Breeze, LLC (100%; Class A Member)
 Appaloosa Run Wind, LLC (100%; Sole Member)
 Eight Point Wind, LLC (100%; Sole Member)
 Great Prairie Wind, LLC (100%; Sole Member)
 Yellow Pine Solar, LLC (100%; Sole Member)
 Yellow Pine Solar Interconnect, LLC (50%; Managing Member)
 Golden West Wind Holdings, LLC (100%; Sole Member)

Golden West Power Partners, LLC (100%; Class A Tax Equity Member)
Nokota Wind Holdings, LLC (100%; Sole Member)
Nokota Wind, LLC (100%; Class A Tax Equity Member)
Brady Wind II, LLC (100%; Sole Member)
Brady Interconnection, LLC (50%; Member)
Brady Wind, LLC (100%; Sole Member)
Brady Interconnection, LLC (50%; Managing Member)
Sac County Wind Holdings, LLC (100%; Sole Member)
Sac County Wind Class A Holdings, LLC (100%; Class A Member)
Sac County Wind, LLC (100%; Class A Member)
NEP Renewables IV, LLC (31.2%; Class B Member)
Alta Wind Portfolio, LLC (100%; Sole Member)
Tusk Wind Holdings, LLC (100%; Sole Member)
Alta Wind VIII, LLC (100%; Sole Member)
Dogwood Wind Holdings, LLC (100%; Sole Member)
Dogwood Wind, LLC (100%; Class A Tax Equity Member)
Oliver Wind III, LLC (100%; Sole Member)
Osborn Wind Energy, LLC (100%; Sole Member)
Elk City Sholes Holdings, LLC (100%; Sole Member)
Elk City II Wind Funding, LLC (100%; Sole Member)
Southwest Wind, LLC (100%; Class A Tax Equity Member)
Elk City Renewables II, LLC (100%; Sole Member)
Sholes Wind Funding, LLC (100%; Sole Member)
Sholes Wind Class A Holdings, LLC (100%; Sole Member)
Sholes Wind, LLC (100%; Class A Member)
Emerald Breeze Holdings, LLC (100%; Class A Member)
Emerald Breeze Class A Holdings, LLC (100%; Sole Member)
Emerald Breeze, LLC (100%; Class A Member)
Appaloosa Run Wind, LLC (100%; Sole Member)
Eight Point Wind, LLC (100%; Sole Member)
Great Prairie Wind, LLC (100%; Sole Member)
Yellow Pine Solar, LLC (100%; Sole Member)
Yellow Pine Solar Interconnect, LLC (50%; Managing Member)
Golden West Wind Holdings, LLC (100%; Sole Member)
Golden West Power Partners, LLC (100%; Class A Tax Equity Member)
Nokota Wind Holdings, LLC (100%; Sole Member)
Nokota Wind, LLC (100%; Class A Tax Equity Member)
Brady Wind II, LLC (100%; Sole Member)
Brady Interconnection, LLC (50%; Member)
Brady Wind, LLC (100%; Sole Member)
Brady Interconnection, LLC (50%; Managing Member)
Sac County Wind Holdings, LLC (100%; Sole Member)
Sac County Wind Class A Holdings, LLC (100%; Class A Member)
Sac County Wind, LLC (100%; Class A Member)
NEP Renewables Holdings, LLC (100%; Sole Member)
NEP Renewables, LLC (100%; Sole Member)
Breckinridge Wind Class A Holdings, LLC (100%; Sole Member)
Breckinridge Wind Project, LLC (100%; Class A Tax Equity Member)
Carousel Wind Holdings, LLC (100%; Sole Member)
Carousel Wind Farm, LLC (100%; Class A Tax Equity Member)
Monarch Wind Holdings, LLC (100%; Sole Member)
Monarch Wind, LLC (100%; Class A Tax Equity Member)
Javelina Wind Holdings II, LLC (100%; Sole Member)
Javelina Wind Energy II, LLC (100%; Sole Member)
Javelina Interconnection, LLC (45%; Member)
Rush Springs Wind Energy, LLC (100%; Sole Member)
Mountain View Solar Holdings, LLC (100%; Sole Member)

Mountain View Solar, LLC (100%; Sole Member)
 Pacific Plains Wind Class A Holdings, LLC (100%; Sole Member)
 Pacific Plains Wind, LLC (100%; Class A Tax Equity Member)
 Cottonwood Wind Project Holdings, LLC (100%; Sole Member)
 Cottonwood Wind Project, LLC (100%; Sole Member)
 Golden Hills North Wind, LLC (100%; Sole Member)
 Golden Hills Interconnection, LLC (32.4%; Member)
 NextEra Energy Bluff Point, LLC (100%; Sole Member)
 NextEra Desert Sunlight Holdings, LLC (99.8%; Member)
 Desert Sunlight Investment Holdings, LLC (50%; Managing Member)
 Desert Sunlight Holdings, LLC (100%; Sole Member)
 Desert Sunlight 250, LLC (100%; Sole Member)
 Desert Sunlight 300, LLC (100%; Sole Member)
 Ninnescah Wind Renewables, LLC (100%; Sole Member)
 Nutmeg Solar Holdings, LLC (33.3%; Member)
 Nutmeg Solar, LLC (100%; Sole Member)
 Palo Duro Wind, LLC (100%; Sole Member)
 Palomino Wind Holdings, LLC (100%; Sole Member)
 Palomino Wind, LLC (100%; Class A Tax Equity Member)
 Kingman Wind Energy I, LLC (100%; Sole Member)
 Kingman Wind Energy II, LLC (100%; Sole Member)
 Prairie View Wind Holdings, LLC (100%; Sole Member)
 Ninnescah Wind Energy LLC (100%; Sole Member)
 Seiling Wind Energy II, LLC (100%; Sole Member)
 Seiling Wind Investments, LLC (100%; Sole Member)
 Seiling Wind Holdings, LLC (100%; Sole Member)
 Seiling Wind Portfolio, LLC (100%; Class A Tax Equity Member)
 Seiling Wind II, LLC (100%; Sole Member)
 Seiling Wind Interconnection Services, LLC (33%; Member)
 Seiling Wind, LLC (100%; Sole Member)
 Seiling Wind Interconnection Services, LLC (67%; Managing Member)
 Shaw Creek Solar Holdings, LLC (33.3%; Member)
 Shaw Creek Solar, LLC (100%; Sole Member)
 Solar Holdings Portfolio 12, LLC (100%; Class C Member)
 DG Portfolio 2019 Funding, LLC (100%; Sole Member)
 DG Portfolio 2019 Holdings, LLC (100%; Sole Member)
 DG Portfolio 2019, LLC (100%; Sole Member)
 DG Amaze, LLC (100%; Sole Member)
 DG California Solar, LLC (100%; Sole Member)
 DG Colorado Solar, LLC (100%; Sole Member)
 DG LF Solar, LLC (100%; Sole Member)
 DG Minnesota CSG 1, LLC (100%; Sole Member)
 DG Minnesota CSG, LLC (100%; Sole Member)
 DG New Jersey Solar, LLC (100%; Sole Member)
 DG New York Solar, LLC (100%; Sole Member)
 DG Northeast Solar, LLC (100%; Sole Member)
 DG SUNY Solar 1, LLC (100%; Sole Member)
 DG Southwest Solar Portfolio 2019, LLC (100%; Sole Member)
 HL Solar LLC (100%; Sole Member)
 DG Waipio, LLC (100%; Sole Member)
 Pacific Energy Solutions LLC (100%; Sole Member)
 W2 Solar Holdings, LLC (100%; Sole Member)
 Sierra Solar Funding, LLC (100%; Sole Member)
 Sierra Solar Holdings, LLC (100%; Sole Member)
 Westside Solar, LLC (100%; Sole Member)
 Whitney Point Solar, LLC (100%; Sole Member)
 Southwest Solar Holdings, LLC (100%; Sole Member)

Hatch Solar Energy Center I LLC (100%; Sole Member)
Sunlight Renewables Holdings, LLC (100%; Class A Member)
Sunlight Renewables Class A Holdings, LLC (100%; Sole Member)
Sunlight Renewables, LLC (100%; Class A Member)
Sunlight Storage, LLC (100%; Sole Member)
VMCLR Holdings, LLC (100%; Sole Member)
Indigo Plains Solar Class B Holdings, LLC (100%; Sole Member)
Indigo Plains Solar, LLC (100%; Class B Tax Equity Member)
Chaves County Solar, LLC (100%; Sole Member)
Chaves County Solar Holdings, LLC (100%; Sole Member)
Live Oak Solar, LLC (100%; Sole Member)
River Bend Solar, LLC (100%; Sole Member)
Indigo Plains Solar Funding, LLC (100%; Sole Member)
Indigo Plains Solar Holdings, LLC (100%; Sole Member)
Indigo Plains Solar, LLC (100%; Class A Tax Equity Member)
Chaves County Solar, LLC (100%; Sole Member)
Chaves County Solar Holdings, LLC (100%; Sole Member)
Live Oak Solar, LLC (100%; Sole Member)
River Bend Solar, LLC (100%; Sole Member)
Whiptail-Montezuma Funding, LLC (100%; Sole Member)
Whiptail-Montezuma Holdings, LLC (100%; Sole Member)
Montezuma Wind Holdings II, LLC (100%; Sole Member)
NextEra Energy Montezuma II Wind, LLC (100%; Sole Member)
Southwest Wind Class A Holdings, LLC (100%; Class A Member)
Whiptail Wind, LLC (100%; Class A Tax Equity Member)
Casa Mesa Wind, LLC (100%; Sole Member)
Casa Mesa Wind Investments, LLC (100%; Sole Member)
Langdon Renewables, LLC (100%; Sole Member)
New Mexico Wind, LLC (100%; Sole Member)
Pacific Power Investments, LLC (100%; Sole Member)
Southwest Wind Class A Holdings, LLC (100%; Class B Member)
Whiptail Wind, LLC (100%; Class A Tax Equity Member)
Casa Mesa Wind, LLC (100%; Sole Member)
Casa Mesa Wind Investments, LLC (100%; Sole Member)
Langdon Renewables, LLC (100%; Sole Member)
New Mexico Wind, LLC (100%; Sole Member)
Pacific Power Investments, LLC (100%; Sole Member)
Windstar Portfolio, LLC (100%; Sole Member)
Tusk Wind Holdings II, LLC (100%; Sole Member)
Windstar Energy, LLC (100%; Sole Member)
NextEra Energy Partners Constructors, LLC (100%; Sole Member)
NextEra Energy Partners Solar Acquisitions, LLC (100%; Sole Member)
Adelanto CA II, LLC (100%; Sole Member)
Adelanto Solar Funding, LLC (50.01%; Member)
Adelanto Solar Holdings, LLC (100%; Sole Member)
Adelanto Solar II, LLC (100%; Sole Member)
Adelanto Solar, LLC (100%; Sole Member)
McCoy CA II, LLC (100%; Sole Member)
McCoy Solar Holdings, LLC (50.01%; Member)
McCoy Solar Funding, LLC (100%; Sole Member)
McCoy Solar, LLC (100%; Sole Member)
NextEra Desert Center Blythe, LLC (50%; Member)
NextEra Energy Partners Ventures, LLC (100%; Sole Member)
NET Holdings Management, LLC (100%; Sole Member)
NextEra Energy Partners Pipelines Holdings, LLC (100%; Sole Member)
NextEra Energy Partners Pipelines, LLC (100%; Class A Member)
Meade Pipeline Investment Holdings, LLC (100%; Sole Member)

Meade Pipeline Investment, LLC (100%; Sole Member)
 Meade Pipeline Co LLC (75%; Managing Member)
 Redwood Meade Pipeline, LLC (100%; Sole Member)
 Redwood Midstream, LLC (90%; Managing Member)
 Redwood Meade Midstream MPC, LLC (100%; Sole Member)
 Meade Pipeline Co LLC (15%; Member)
 River Road Interests LLC (100%; Sole Member)
 Meade Pipeline Co LLC (10%; Member)
 Redwood Midstream, LLC (10%; Member)
 Redwood Meade Midstream MPC, LLC (100%; Sole Member)
 Meade Pipeline Co LLC (15%; Member)
 River Road Interests LLC (100%; Sole Member)
 Meade Pipeline Co LLC (10%; Member)
 South Texas Midstream Holdings, LLC (100%; Sole Member)
 South Texas Midstream, LLC (100%; Class A Member)
 South Texas Midstream, LLC (100%; Class B Member)
 Northern Colorado Wind Energy, LLC (100%; Sole Member)
 Palo Duro Wind Portfolio, LLC (100%; Sole Member)
 Palo Duro Wind Project Holdings, LLC (100%; Sole Member)
 Palo Duro Wind Energy, LLC (100%; Sole Member)
 Palo Duro Wind Interconnection Services, LLC (88%; Managing Member)
 Shafter Solar Portfolio, LLC (100%; Sole Member)
 Shafter Solar Holdings, LLC (100%; Sole Member)
 Shafter Solar, LLC (100%; Sole Member)
 Tusk Wind Holdings III, LLC (100%; Sole Member)
 Granite Reliable Power, LLC (100%; Sole Member)
 NextEra Energy Operating Partners, LP (100%; Limited Partner)
 NextEra Energy US Partners Holdings, LLC (100%; Sole Member)
 Dissolution Solutions (NEP), LLC (100%; Sole Member)
 Genesis Purchaser Holdings, LLC (100%; Sole Member)
 Genesis Purchaser, LLC (100%; Sole Member)
 Genesis Solar Funding Holdings, LLC (100%; Sole Member)
 Genesis Solar Funding, LLC (100%; Sole Member)
 Genesis Solar Holdings, LLC (100%; Class A Tax Equity Member)
 Elk City Wind, LLC (100%; Sole Member)
 Genesis Solar, LLC (100%; Sole Member)
 NextEra Desert Center Blythe, LLC (50%; Member)
 Golden Plains Class A Holdings, LLC (100%; Sole Member)
 Golden Plains, LLC (100%; Class A Member)
 Baldwin Wind Energy, LLC (100%; Sole Member)
 Northern Colorado Wind Energy Center II, LLC (100%; Sole Member)
 Northern Colorado Interconnect, LLC (12.9%; Member)
 Northern Colorado Wind Energy Center, LLC (100%; Sole Member)
 Northern Colorado Interconnect, LLC (87.1%; Managing Member)
 Wilmot Energy Center, LLC (100%; Sole Member)
 Pine Brooke Class A Holdings, LLC (40%; Member)
 Pine Brooke, LLC (100%; Class A Tax Equity Member)
 Blue Summit III Wind, LLC (100%; Sole Member)
 Blue Summit Interconnection, LLC (25%; Member)
 Harmony Florida Solar, LLC (100%; Sole Member)
 Ponderosa Wind, LLC (100%; Sole Member)
 Saint Solar, LLC (100%; Sole Member)
 Sanford Airport Solar, LLC (100%; Sole Member)
 Soldier Creek Wind, LLC (100%; Sole Member)
 Taylor Creek Solar, LLC (100%; Sole Member)
 NextEra Energy Partners Acquisitions, LLC (100%; Sole Member)
 Baldwin Wind, LLC (100%; Sole Member)

Bayhawk Wind Portfolio, LLC (100%; Sole Member)
 Bayhawk Wind Holdings, LLC (100%; Sole Member)
 Bayhawk Wind, LLC (100%; Class A Member)
 Cedar Bluff Wind, LLC (100%; Sole Member)
 Golden Hills Wind, LLC (100%; Sole Member)
 Golden Hills Interconnection, LLC (67.6%; Managing Member)
 Breckinridge Wind, LLC (100%; Sole Member)
 Carousel Wind, LLC (100%; Sole Member)
 Cedar Bluff Wind Energy, LLC (100%; Sole Member)
 Coram Portfolio II, LLC (100%; Sole Member)
 Tusk Wind Holdings V, LLC (100%; Sole Member)
 RET Coram Tehachapi Wind GP, LLC (100%; Sole Member)
 Coram California Development, L.P. (0.01%; General Partner)
 RET Tehachapi Wind Development, LLC (100%; Sole Member)
 Coram California Development, L.P. (99.99%; Limited Partner)
 Coram Portfolio, LLC (100%; Sole Member)
 Tusk Wind Holdings IV, LLC (100%; Sole Member)
 Coram Energy LLC (100%; Sole Member)
 Coram Tehachapi, LLC (100%; Sole Member)
 HW CA Holdings, LLC (100%; Member)
 High Winds, LLC (100%; Sole Member)
 Javelina Wind Funding, LLC (100%; Sole Member)
 Javelina Wind Energy Holdings, LLC (100%; Sole Member)
 Javelina Wind Energy, LLC (100%; Sole Member)
 Javelina Interconnection, LLC (55%; Managing Member)
 Kingman Wind I, LLC (100%; Sole Member)
 Kingman Wind II, LLC (100%; Sole Member)
 Mammoth Plains Wind Project Holdings, LLC (100%; Sole Member)
 Mammoth Plains Wind Project, LLC (100%; Class B Member)
 Mammoth Plains Wind Project, LLC (100%; Class A Member)
 Mammoth Plains Wind, LLC (100%; Sole Member)
 Meadowlark Wind, LLC (100%; Sole Member)
 NEP Ninnescah Thermal Storage, LLC (100%; Sole Member)
 NEP Nitro Renewables Holdings, LLC (100%; Sole Member)
 NEP Renewables Holdings II, LLC (100%; Sole Member)
 NEP Renewables II, LLC (100%; Managing Member)
 Ashtabula Wind II, LLC (100%; Sole Member)
 Ashtabula Wind III, LLC (100%; Sole Member)
 FPL Energy Vansycle L.L.C. (100%; Sole Member)
 Garden Wind, LLC (100%; Sole Member)
 Perrin Ranch Wind, LLC (100%; Sole Member)
 Rosmar Portfolio, LLC (100%; Sole Member)
 Rosmar Holdings, LLC (100%; Member)
 Marshall Solar, LLC (100%; Sole Member)
 Roswell Solar, LLC (100%; Sole Member)
 Roswell Solar Holdings, LLC (100%; Sole Member)
 SSSS Holdings, LLC (100%; Sole Member)
 Silver State South Solar, LLC (49.99%; Managing Member)
 Silver State Solar Power South, LLC (100%; Sole Member)
 Tuscola Bay Wind, LLC (100%; Sole Member)
 White Oak Energy Holdings, LLC (100%; Sole Member)
 White Oak Energy LLC (100%; Sole Member)
 NEP Renewables Holdings III, LLC (100%; Sole Member)
 NEP Renewables III, LLC (50%; Class B Member)
 Star Moon Holdings, LLC (100%; Class A Member)
 Moonlight Bay Class A Holdings, LLC (100%; Sole Member)
 Moonlight Bay Renewables, LLC (100%; Class A Member)

Dodge Flat Solar, LLC (100%; Sole Member)
 Elora Solar, LLC (100%; Sole Member)
 Fish Springs Ranch Solar, LLC (100%; Sole Member)
 Little Blue Wind Project, LLC (100%; Sole Member)
 Minco Wind Energy III, LLC (100%; Sole Member)
 Minco IV & V Interconnection, LLC (27.04%; Managing Member)
 White Mesa Wind, LLC (100%; Sole Member)
 Stargrass Class A Holdings, LLC (100%; Sole Member)
 Stargrass, LLC (100%; Class A Member)
 Borderlands Wind, LLC (100%; Sole Member)
 Borderlands Wind Holdings, LLC (100%; Sole Member)
 Cool Springs Solar, LLC (100%; Sole Member)
 Ensign Wind Energy, LLC (100%; Sole Member)
 Hubbard Wind, LLC (100%; Sole Member)
 Irish Creek Wind, LLC (100%; Sole Member)
 Quinebaug Solar, LLC (100%; Sole Member)
 Quitman II Solar, LLC (100%; Sole Member)
 NEP Renewables III, LLC (100%; Class A Member)
 Star Moon Holdings, LLC (100%; Class A Member)
 Moonlight Bay Class A Holdings, LLC (100%; Sole Member)
 Moonlight Bay Renewables, LLC (100%; Class A Member)
 Dodge Flat Solar, LLC (100%; Sole Member)
 Elora Solar, LLC (100%; Sole Member)
 Fish Springs Ranch Solar, LLC (100%; Sole Member)
 Little Blue Wind Project, LLC (100%; Sole Member)
 Minco Wind Energy III, LLC (100%; Sole Member)
 Minco IV & V Interconnection, LLC (27.04%; Managing Member)
 White Mesa Wind, LLC (100%; Sole Member)
 Stargrass Class A Holdings, LLC (100%; Sole Member)
 Stargrass, LLC (100%; Class A Member)
 Borderlands Wind, LLC (100%; Sole Member)
 Borderlands Wind Holdings, LLC (100%; Sole Member)
 Cool Springs Solar, LLC (100%; Sole Member)
 Ensign Wind Energy, LLC (100%; Sole Member)
 Hubbard Wind, LLC (100%; Sole Member)
 Irish Creek Wind, LLC (100%; Sole Member)
 Quinebaug Solar, LLC (100%; Sole Member)
 Quitman II Solar, LLC (100%; Sole Member)
 NEP Renewables Holdings IV, LLC (100%; Sole Member)
 NEP Renewables IV, LLC (100%; Class A Member)
 Alta Wind Portfolio, LLC (100%; Sole Member)
 Tusk Wind Holdings, LLC (100%; Sole Member)
 Alta Wind VIII, LLC (100%; Sole Member)
 Dogwood Wind Holdings, LLC (100%; Sole Member)
 Dogwood Wind, LLC (100%; Class A Tax Equity Member)
 Oliver Wind III, LLC (100%; Sole Member)
 Osborn Wind Energy, LLC (100%; Sole Member)
 Elk City Sholes Holdings, LLC (100%; Sole Member)
 Elk City II Wind Funding, LLC (100%; Sole Member)
 Southwest Wind, LLC (100%; Class A Tax Equity Member)
 Elk City Renewables II, LLC (100%; Sole Member)
 Sholes Wind Funding, LLC (100%; Sole Member)
 Sholes Wind Class A Holdings, LLC (100%; Sole Member)
 Sholes Wind, LLC (100%; Class A Member)
 Emerald Breeze Holdings, LLC (100%; Class A Member)
 Emerald Breeze Class A Holdings, LLC (100%; Sole Member)
 Emerald Breeze, LLC (100%; Class A Member)

Appaloosa Run Wind, LLC (100%; Sole Member)
 Eight Point Wind, LLC (100%; Sole Member)
 Great Prairie Wind, LLC (100%; Sole Member)
 Yellow Pine Solar, LLC (100%; Sole Member)
 Yellow Pine Solar Interconnect, LLC (50%; Managing Member)
 Golden West Wind Holdings, LLC (100%; Sole Member)
 Golden West Power Partners, LLC (100%; Class A Tax Equity Member)
 Nokota Wind Holdings, LLC (100%; Sole Member)
 Nokota Wind, LLC (100%; Class A Tax Equity Member)
 Brady Wind II, LLC (100%; Sole Member)
 Brady Interconnection, LLC (50%; Member)
 Brady Wind, LLC (100%; Sole Member)
 Brady Interconnection, LLC (50%; Managing Member)
 Sac County Wind Holdings, LLC (100%; Sole Member)
 Sac County Wind Class A Holdings, LLC (100%; Class A Member)
 Sac County Wind, LLC (100%; Class A Member)
 NEP Renewables IV, LLC (31.2%; Class B Member)
 Alta Wind Portfolio, LLC (100%; Sole Member)
 Tusk Wind Holdings, LLC (100%; Sole Member)
 Alta Wind VIII, LLC (100%; Sole Member)
 Dogwood Wind Holdings, LLC (100%; Sole Member)
 Dogwood Wind, LLC (100%; Class A Tax Equity Member)
 Oliver Wind III, LLC (100%; Sole Member)
 Osborn Wind Energy, LLC (100%; Sole Member)
 Elk City Sholes Holdings, LLC (100%; Sole Member)
 Elk City II Wind Funding, LLC (100%; Sole Member)
 Southwest Wind, LLC (100%; Class A Tax Equity Member)
 Elk City Renewables II, LLC (100%; Sole Member)
 Sholes Wind Funding, LLC (100%; Sole Member)
 Sholes Wind Class A Holdings, LLC (100%; Sole Member)
 Sholes Wind, LLC (100%; Class A Member)
 Emerald Breeze Holdings, LLC (100%; Class A Member)
 Emerald Breeze Class A Holdings, LLC (100%; Sole Member)
 Emerald Breeze, LLC (100%; Class A Member)
 Appaloosa Run Wind, LLC (100%; Sole Member)
 Eight Point Wind, LLC (100%; Sole Member)
 Great Prairie Wind, LLC (100%; Sole Member)
 Yellow Pine Solar, LLC (100%; Sole Member)
 Yellow Pine Solar Interconnect, LLC (50%; Managing Member)
 Golden West Wind Holdings, LLC (100%; Sole Member)
 Golden West Power Partners, LLC (100%; Class A Tax Equity Member)
 Nokota Wind Holdings, LLC (100%; Sole Member)
 Nokota Wind, LLC (100%; Class A Tax Equity Member)
 Brady Wind II, LLC (100%; Sole Member)
 Brady Interconnection, LLC (50%; Member)
 Brady Wind, LLC (100%; Sole Member)
 Brady Interconnection, LLC (50%; Managing Member)
 Sac County Wind Holdings, LLC (100%; Sole Member)
 Sac County Wind Class A Holdings, LLC (100%; Class A Member)
 Sac County Wind, LLC (100%; Class A Member)
 NEP Renewables Holdings, LLC (100%; Sole Member)
 NEP Renewables, LLC (100%; Sole Member)
 Breckinridge Wind Class A Holdings, LLC (100%; Sole Member)
 Breckinridge Wind Project, LLC (100%; Class A Tax Equity Member)
 Carousel Wind Holdings, LLC (100%; Sole Member)
 Carousel Wind Farm, LLC (100%; Class A Tax Equity Member)
 Monarch Wind Holdings, LLC (100%; Sole Member)

Monarch Wind, LLC (100%; Class A Tax Equity Member)
 Javelina Wind Holdings II, LLC (100%; Sole Member)
 Javelina Wind Energy II, LLC (100%; Sole Member)
 Javelina Interconnection, LLC (45%; Member)
 Rush Springs Wind Energy, LLC (100%; Sole Member)
 Mountain View Solar Holdings, LLC (100%; Sole Member)
 Mountain View Solar, LLC (100%; Sole Member)
 Pacific Plains Wind Class A Holdings, LLC (100%; Sole Member)
 Pacific Plains Wind, LLC (100%; Class A Tax Equity Member)
 Cottonwood Wind Project Holdings, LLC (100%; Sole Member)
 Cottonwood Wind Project, LLC (100%; Sole Member)
 Golden Hills North Wind, LLC (100%; Sole Member)
 Golden Hills Interconnection, LLC (32.4%; Member)
 NextEra Energy Bluff Point, LLC (100%; Sole Member)
 NextEra Desert Sunlight Holdings, LLC (99.8%; Member)
 Desert Sunlight Investment Holdings, LLC (50%; Managing Member)
 Desert Sunlight Holdings, LLC (100%; Sole Member)
 Desert Sunlight 250, LLC (100%; Sole Member)
 Desert Sunlight 300, LLC (100%; Sole Member)
 Ninnescah Wind Renewables, LLC (100%; Sole Member)
 Nutmeg Solar Holdings, LLC (33.3%; Member)
 Nutmeg Solar, LLC (100%; Sole Member)
 Palo Duro Wind, LLC (100%; Sole Member)
 Palomino Wind Holdings, LLC (100%; Sole Member)
 Palomino Wind, LLC (100%; Class A Tax Equity Member)
 Kingman Wind Energy I, LLC (100%; Sole Member)
 Kingman Wind Energy II, LLC (100%; Sole Member)
 Prairie View Wind Holdings, LLC (100%; Sole Member)
 Ninnescah Wind Energy LLC (100%; Sole Member)
 Seiling Wind Energy II, LLC (100%; Sole Member)
 Seiling Wind Investments, LLC (100%; Sole Member)
 Seiling Wind Holdings, LLC (100%; Sole Member)
 Seiling Wind Portfolio, LLC (100%; Class A Tax Equity Member)
 Seiling Wind II, LLC (100%; Sole Member)
 Seiling Wind Interconnection Services, LLC (33%; Member)
 Seiling Wind, LLC (100%; Sole Member)
 Seiling Wind Interconnection Services, LLC (67%; Managing Member)
 Shaw Creek Solar Holdings, LLC (33.3%; Member)
 Shaw Creek Solar, LLC (100%; Sole Member)
 Solar Holdings Portfolio 12, LLC (100%; Class C Member)
 DG Portfolio 2019 Funding, LLC (100%; Sole Member)
 DG Portfolio 2019 Holdings, LLC (100%; Sole Member)
 DG Portfolio 2019, LLC (100%; Sole Member)
 DG Amaze, LLC (100%; Sole Member)
 DG California Solar, LLC (100%; Sole Member)
 DG Colorado Solar, LLC (100%; Sole Member)
 DG LF Solar, LLC (100%; Sole Member)
 DG Minnesota CSG 1, LLC (100%; Sole Member)
 DG Minnesota CSG, LLC (100%; Sole Member)
 DG New Jersey Solar, LLC (100%; Sole Member)
 DG New York Solar, LLC (100%; Sole Member)
 DG Northeast Solar, LLC (100%; Sole Member)
 DG SUNY Solar 1, LLC (100%; Sole Member)
 DG Southwest Solar Portfolio 2019, LLC (100%; Sole Member)
 HL Solar LLC (100%; Sole Member)
 DG Waipio, LLC (100%; Sole Member)
 Pacific Energy Solutions LLC (100%; Sole Member)

W2 Solar Holdings, LLC (100%; Sole Member)
 Sierra Solar Funding, LLC (100%; Sole Member)
 Sierra Solar Holdings, LLC (100%; Sole Member)
 Westside Solar, LLC (100%; Sole Member)
 Whitney Point Solar, LLC (100%; Sole Member)
 Southwest Solar Holdings, LLC (100%; Sole Member)
 Hatch Solar Energy Center I LLC (100%; Sole Member)
 Sunlight Renewables Holdings, LLC (100%; Class A Member)
 Sunlight Renewables Class A Holdings, LLC (100%; Sole Member)
 Sunlight Renewables, LLC (100%; Class A Member)
 Sunlight Storage, LLC (100%; Sole Member)
 VMCLR Holdings, LLC (100%; Sole Member)
 Indigo Plains Solar Class B Holdings, LLC (100%; Sole Member)
 Indigo Plains Solar, LLC (100%; Class B Tax Equity Member)
 Chaves County Solar, LLC (100%; Sole Member)
 Chaves County Solar Holdings, LLC (100%; Sole Member)
 Live Oak Solar, LLC (100%; Sole Member)
 River Bend Solar, LLC (100%; Sole Member)
 Indigo Plains Solar Funding, LLC (100%; Sole Member)
 Indigo Plains Solar Holdings, LLC (100%; Sole Member)
 Indigo Plains Solar, LLC (100%; Class A Tax Equity Member)
 Chaves County Solar, LLC (100%; Sole Member)
 Chaves County Solar Holdings, LLC (100%; Sole Member)
 Live Oak Solar, LLC (100%; Sole Member)
 River Bend Solar, LLC (100%; Sole Member)
 Whiptail-Montezuma Funding, LLC (100%; Sole Member)
 Whiptail-Montezuma Holdings, LLC (100%; Sole Member)
 Montezuma Wind Holdings II, LLC (100%; Sole Member)
 NextEra Energy Montezuma II Wind, LLC (100%; Sole Member)
 Southwest Wind Class A Holdings, LLC (100%; Class A Member)
 Whiptail Wind, LLC (100%; Class A Tax Equity Member)
 Casa Mesa Wind, LLC (100%; Sole Member)
 Casa Mesa Wind Investments, LLC (100%; Sole Member)
 Langdon Renewables, LLC (100%; Sole Member)
 New Mexico Wind, LLC (100%; Sole Member)
 Pacific Power Investments, LLC (100%; Sole Member)
 Southwest Wind Class A Holdings, LLC (100%; Class B Member)
 Whiptail Wind, LLC (100%; Class A Tax Equity Member)
 Casa Mesa Wind, LLC (100%; Sole Member)
 Casa Mesa Wind Investments, LLC (100%; Sole Member)
 Langdon Renewables, LLC (100%; Sole Member)
 New Mexico Wind, LLC (100%; Sole Member)
 Pacific Power Investments, LLC (100%; Sole Member)
 Windstar Portfolio, LLC (100%; Sole Member)
 Tusk Wind Holdings II, LLC (100%; Sole Member)
 Windstar Energy, LLC (100%; Sole Member)
 NextEra Energy Partners Constructors, LLC (100%; Sole Member)
 NextEra Energy Partners Solar Acquisitions, LLC (100%; Sole Member)
 Adelanto CA II, LLC (100%; Sole Member)
 Adelanto Solar Funding, LLC (50.01%; Member)
 Adelanto Solar Holdings, LLC (100%; Sole Member)
 Adelanto Solar II, LLC (100%; Sole Member)
 Adelanto Solar, LLC (100%; Sole Member)
 McCoy CA II, LLC (100%; Sole Member)
 McCoy Solar Holdings, LLC (50.01%; Member)
 McCoy Solar Funding, LLC (100%; Sole Member)
 McCoy Solar, LLC (100%; Sole Member)

NextEra Desert Center Blythe, LLC (50%; Member)
 NextEra Energy Partners Ventures, LLC (100%; Sole Member)
 NET Holdings Management, LLC (100%; Sole Member)
 NextEra Energy Partners Pipelines Holdings, LLC (100%; Sole Member)
 NextEra Energy Partners Pipelines, LLC (100%; Class A Member)
 Meade Pipeline Investment Holdings, LLC (100%; Sole Member)
 Meade Pipeline Investment, LLC (100%; Sole Member)
 Meade Pipeline Co LLC (75%; Managing Member)
 Redwood Meade Pipeline, LLC (100%; Sole Member)
 Redwood Midstream, LLC (90%; Managing Member)
 Redwood Meade Midstream MPC, LLC (100%; Sole Member)
 Meade Pipeline Co LLC (15%; Member)
 River Road Interests LLC (100%; Sole Member)
 Meade Pipeline Co LLC (10%; Member)
 Redwood Midstream, LLC (10%; Member)
 Redwood Meade Midstream MPC, LLC (100%; Sole Member)
 Meade Pipeline Co LLC (15%; Member)
 River Road Interests LLC (100%; Sole Member)
 Meade Pipeline Co LLC (10%; Member)
 South Texas Midstream Holdings, LLC (100%; Sole Member)
 South Texas Midstream, LLC (100%; Class A Member)
 South Texas Midstream, LLC (100%; Class B Member)
 Northern Colorado Wind Energy, LLC (100%; Sole Member)
 Palo Duro Wind Portfolio, LLC (100%; Sole Member)
 Palo Duro Wind Project Holdings, LLC (100%; Sole Member)
 Palo Duro Wind Energy, LLC (100%; Sole Member)
 Palo Duro Wind Interconnection Services, LLC (88%; Managing Member)
 Shafter Solar Portfolio, LLC (100%; Sole Member)
 Shafter Solar Holdings, LLC (100%; Sole Member)
 Shafter Solar, LLC (100%; Sole Member)
 Tusk Wind Holdings III, LLC (100%; Sole Member)
 Granite Reliable Power, LLC (100%; Sole Member)
 NextEra Energy Operating Partners, LP (51.364%; Limited Partner)
 NextEra Energy US Partners Holdings, LLC (100%; Sole Member)
 Dissolution Solutions (NEP), LLC (100%; Sole Member)
 Genesis Purchaser Holdings, LLC (100%; Sole Member)
 Genesis Purchaser, LLC (100%; Sole Member)
 Genesis Solar Funding Holdings, LLC (100%; Sole Member)
 Genesis Solar Funding, LLC (100%; Sole Member)
 Genesis Solar Holdings, LLC (100%; Class A Tax Equity Member)
 Elk City Wind, LLC (100%; Sole Member)
 Genesis Solar, LLC (100%; Sole Member)
 NextEra Desert Center Blythe, LLC (50%; Member)
 Golden Plains Class A Holdings, LLC (100%; Sole Member)
 Golden Plains, LLC (100%; Class A Member)
 Baldwin Wind Energy, LLC (100%; Sole Member)
 Northern Colorado Wind Energy Center II, LLC (100%; Sole Member)
 Northern Colorado Interconnect, LLC (12.9%; Member)
 Northern Colorado Wind Energy Center, LLC (100%; Sole Member)
 Northern Colorado Interconnect, LLC (87.1%; Managing Member)
 Wilmot Energy Center, LLC (100%; Sole Member)
 Pine Brooke Class A Holdings, LLC (40%; Member)
 Pine Brooke, LLC (100%; Class A Tax Equity Member)
 Blue Summit III Wind, LLC (100%; Sole Member)
 Blue Summit Interconnection, LLC (25%; Member)
 Harmony Florida Solar, LLC (100%; Sole Member)
 Ponderosa Wind, LLC (100%; Sole Member)

Saint Solar, LLC (100%; Sole Member)
Sanford Airport Solar, LLC (100%; Sole Member)
Soldier Creek Wind, LLC (100%; Sole Member)
Taylor Creek Solar, LLC (100%; Sole Member)
NextEra Energy Partners Acquisitions, LLC (100%; Sole Member)
Baldwin Wind, LLC (100%; Sole Member)
Bayhawk Wind Portfolio, LLC (100%; Sole Member)
Bayhawk Wind Holdings, LLC (100%; Sole Member)
Bayhawk Wind, LLC (100%; Class A Member)
Cedar Bluff Wind, LLC (100%; Sole Member)
Golden Hills Wind, LLC (100%; Sole Member)
Golden Hills Interconnection, LLC (67.6%; Managing Member)
Breckinridge Wind, LLC (100%; Sole Member)
Carousel Wind, LLC (100%; Sole Member)
Cedar Bluff Wind Energy, LLC (100%; Sole Member)
Coram Portfolio II, LLC (100%; Sole Member)
Tusk Wind Holdings V, LLC (100%; Sole Member)
RET Coram Tehachapi Wind GP, LLC (100%; Sole Member)
Coram California Development, L.P. (0.01%; General Partner)
RET Tehachapi Wind Development, LLC (100%; Sole Member)
Coram California Development, L.P. (99.99%; Limited Partner)
Coram Portfolio, LLC (100%; Sole Member)
Tusk Wind Holdings IV, LLC (100%; Sole Member)
Coram Energy LLC (100%; Sole Member)
Coram Tehachapi, LLC (100%; Sole Member)
HW CA Holdings, LLC (100%; Member)
High Winds, LLC (100%; Sole Member)
Javelina Wind Funding, LLC (100%; Sole Member)
Javelina Wind Energy Holdings, LLC (100%; Sole Member)
Javelina Wind Energy, LLC (100%; Sole Member)
Javelina Interconnection, LLC (55%; Managing Member)
Kingman Wind I, LLC (100%; Sole Member)
Kingman Wind II, LLC (100%; Sole Member)
Mammoth Plains Wind Project Holdings, LLC (100%; Sole Member)
Mammoth Plains Wind Project, LLC (100%; Class B Member)
Mammoth Plains Wind Project, LLC (100%; Class A Member)
Mammoth Plains Wind, LLC (100%; Sole Member)
Meadowlark Wind, LLC (100%; Sole Member)
NEP Ninnescah Thermal Storage, LLC (100%; Sole Member)
NEP Nitro Renewables Holdings, LLC (100%; Sole Member)
NEP Renewables Holdings II, LLC (100%; Sole Member)
NEP Renewables II, LLC (100%; Managing Member)
Ashtabula Wind II, LLC (100%; Sole Member)
Ashtabula Wind III, LLC (100%; Sole Member)
FPL Energy Vansycle L.L.C. (100%; Sole Member)
Garden Wind, LLC (100%; Sole Member)
Perrin Ranch Wind, LLC (100%; Sole Member)
Rosmar Portfolio, LLC (100%; Sole Member)
Rosmar Holdings, LLC (100%; Member)
Marshall Solar, LLC (100%; Sole Member)
Roswell Solar, LLC (100%; Sole Member)
Roswell Solar Holdings, LLC (100%; Sole Member)
SSSS Holdings, LLC (100%; Sole Member)
Silver State South Solar, LLC (49.99%; Managing Member)
Silver State Solar Power South, LLC (100%; Sole Member)
Tuscola Bay Wind, LLC (100%; Sole Member)
White Oak Energy Holdings, LLC (100%; Sole Member)

White Oak Energy LLC (100%; Sole Member)
 NEP Renewables Holdings III, LLC (100%; Sole Member)
 NEP Renewables III, LLC (50%; Class B Member)
 Star Moon Holdings, LLC (100%; Class A Member)
 Moonlight Bay Class A Holdings, LLC (100%; Sole Member)
 Moonlight Bay Renewables, LLC (100%; Class A Member)
 Dodge Flat Solar, LLC (100%; Sole Member)
 Elora Solar, LLC (100%; Sole Member)
 Fish Springs Ranch Solar, LLC (100%; Sole Member)
 Little Blue Wind Project, LLC (100%; Sole Member)
 Minco Wind Energy III, LLC (100%; Sole Member)
 Minco IV & V Interconnection, LLC (27.04%; Managing Member)
 White Mesa Wind, LLC (100%; Sole Member)
 Stargrass Class A Holdings, LLC (100%; Sole Member)
 Stargrass, LLC (100%; Class A Member)
 Borderlands Wind, LLC (100%; Sole Member)
 Borderlands Wind Holdings, LLC (100%; Sole Member)
 Cool Springs Solar, LLC (100%; Sole Member)
 Ensign Wind Energy, LLC (100%; Sole Member)
 Hubbard Wind, LLC (100%; Sole Member)
 Irish Creek Wind, LLC (100%; Sole Member)
 Quinebaug Solar, LLC (100%; Sole Member)
 Quitman II Solar, LLC (100%; Sole Member)
 NEP Renewables III, LLC (100%; Class A Member)
 Star Moon Holdings, LLC (100%; Class A Member)
 Moonlight Bay Class A Holdings, LLC (100%; Sole Member)
 Moonlight Bay Renewables, LLC (100%; Class A Member)
 Dodge Flat Solar, LLC (100%; Sole Member)
 Elora Solar, LLC (100%; Sole Member)
 Fish Springs Ranch Solar, LLC (100%; Sole Member)
 Little Blue Wind Project, LLC (100%; Sole Member)
 Minco Wind Energy III, LLC (100%; Sole Member)
 Minco IV & V Interconnection, LLC (27.04%; Managing Member)
 White Mesa Wind, LLC (100%; Sole Member)
 Stargrass Class A Holdings, LLC (100%; Sole Member)
 Stargrass, LLC (100%; Class A Member)
 Borderlands Wind, LLC (100%; Sole Member)
 Borderlands Wind Holdings, LLC (100%; Sole Member)
 Cool Springs Solar, LLC (100%; Sole Member)
 Ensign Wind Energy, LLC (100%; Sole Member)
 Hubbard Wind, LLC (100%; Sole Member)
 Irish Creek Wind, LLC (100%; Sole Member)
 Quinebaug Solar, LLC (100%; Sole Member)
 Quitman II Solar, LLC (100%; Sole Member)
 NEP Renewables Holdings IV, LLC (100%; Sole Member)
 NEP Renewables IV, LLC (100%; Class A Member)
 Alta Wind Portfolio, LLC (100%; Sole Member)
 Tusk Wind Holdings, LLC (100%; Sole Member)
 Alta Wind VIII, LLC (100%; Sole Member)
 Dogwood Wind Holdings, LLC (100%; Sole Member)
 Dogwood Wind, LLC (100%; Class A Tax Equity Member)
 Oliver Wind III, LLC (100%; Sole Member)
 Osborn Wind Energy, LLC (100%; Sole Member)
 Elk City Sholes Holdings, LLC (100%; Sole Member)
 Elk City II Wind Funding, LLC (100%; Sole Member)
 Southwest Wind, LLC (100%; Class A Tax Equity Member)
 Elk City Renewables II, LLC (100%; Sole Member)

Sholes Wind Funding, LLC (100%; Sole Member)
Sholes Wind Class A Holdings, LLC (100%; Sole Member)
Sholes Wind, LLC (100%; Class A Member)
Emerald Breeze Holdings, LLC (100%; Class A Member)
Emerald Breeze Class A Holdings, LLC (100%; Sole Member)
Emerald Breeze, LLC (100%; Class A Member)
Appaloosa Run Wind, LLC (100%; Sole Member)
Eight Point Wind, LLC (100%; Sole Member)
Great Prairie Wind, LLC (100%; Sole Member)
Yellow Pine Solar, LLC (100%; Sole Member)
Yellow Pine Solar Interconnect, LLC (50%; Managing Member)
Golden West Wind Holdings, LLC (100%; Sole Member)
Golden West Power Partners, LLC (100%; Class A Tax Equity Member)
Nokota Wind Holdings, LLC (100%; Sole Member)
Nokota Wind, LLC (100%; Class A Tax Equity Member)
Brady Wind II, LLC (100%; Sole Member)
Brady Interconnection, LLC (50%; Member)
Brady Wind, LLC (100%; Sole Member)
Brady Interconnection, LLC (50%; Managing Member)
Sac County Wind Holdings, LLC (100%; Sole Member)
Sac County Wind Class A Holdings, LLC (100%; Class A Member)
Sac County Wind, LLC (100%; Class A Member)
NEP Renewables IV, LLC (31.2%; Class B Member)
Alta Wind Portfolio, LLC (100%; Sole Member)
Tusk Wind Holdings, LLC (100%; Sole Member)
Alta Wind VIII, LLC (100%; Sole Member)
Dogwood Wind Holdings, LLC (100%; Sole Member)
Dogwood Wind, LLC (100%; Class A Tax Equity Member)
Oliver Wind III, LLC (100%; Sole Member)
Osborn Wind Energy, LLC (100%; Sole Member)
Elk City Sholes Holdings, LLC (100%; Sole Member)
Elk City II Wind Funding, LLC (100%; Sole Member)
Southwest Wind, LLC (100%; Class A Tax Equity Member)
Elk City Renewables II, LLC (100%; Sole Member)
Sholes Wind Funding, LLC (100%; Sole Member)
Sholes Wind Class A Holdings, LLC (100%; Sole Member)
Sholes Wind, LLC (100%; Class A Member)
Emerald Breeze Holdings, LLC (100%; Class A Member)
Emerald Breeze Class A Holdings, LLC (100%; Sole Member)
Emerald Breeze, LLC (100%; Class A Member)
Appaloosa Run Wind, LLC (100%; Sole Member)
Eight Point Wind, LLC (100%; Sole Member)
Great Prairie Wind, LLC (100%; Sole Member)
Yellow Pine Solar, LLC (100%; Sole Member)
Yellow Pine Solar Interconnect, LLC (50%; Managing Member)
Golden West Wind Holdings, LLC (100%; Sole Member)
Golden West Power Partners, LLC (100%; Class A Tax Equity Member)
Nokota Wind Holdings, LLC (100%; Sole Member)
Nokota Wind, LLC (100%; Class A Tax Equity Member)
Brady Wind II, LLC (100%; Sole Member)
Brady Interconnection, LLC (50%; Member)
Brady Wind, LLC (100%; Sole Member)
Brady Interconnection, LLC (50%; Managing Member)
Sac County Wind Holdings, LLC (100%; Sole Member)
Sac County Wind Class A Holdings, LLC (100%; Class A Member)
Sac County Wind, LLC (100%; Class A Member)
NEP Renewables Holdings, LLC (100%; Sole Member)

NEP Renewables, LLC (100%; Sole Member)
 Breckinridge Wind Class A Holdings, LLC (100%; Sole Member)
 Breckinridge Wind Project, LLC (100%; Class A Tax Equity Member)
 Carousel Wind Holdings, LLC (100%; Sole Member)
 Carousel Wind Farm, LLC (100%; Class A Tax Equity Member)
 Monarch Wind Holdings, LLC (100%; Sole Member)
 Monarch Wind, LLC (100%; Class A Tax Equity Member)
 Javelina Wind Holdings II, LLC (100%; Sole Member)
 Javelina Wind Energy II, LLC (100%; Sole Member)
 Javelina Interconnection, LLC (45%; Member)
 Rush Springs Wind Energy, LLC (100%; Sole Member)
 Mountain View Solar Holdings, LLC (100%; Sole Member)
 Mountain View Solar, LLC (100%; Sole Member)
 Pacific Plains Wind Class A Holdings, LLC (100%; Sole Member)
 Pacific Plains Wind, LLC (100%; Class A Tax Equity Member)
 Cottonwood Wind Project Holdings, LLC (100%; Sole Member)
 Cottonwood Wind Project, LLC (100%; Sole Member)
 Golden Hills North Wind, LLC (100%; Sole Member)
 Golden Hills Interconnection, LLC (32.4%; Member)
 NextEra Energy Bluff Point, LLC (100%; Sole Member)
 NextEra Desert Sunlight Holdings, LLC (99.8%; Member)
 Desert Sunlight Investment Holdings, LLC (50%; Managing Member)
 Desert Sunlight Holdings, LLC (100%; Sole Member)
 Desert Sunlight 250, LLC (100%; Sole Member)
 Desert Sunlight 300, LLC (100%; Sole Member)
 Ninnescah Wind Renewables, LLC (100%; Sole Member)
 Nutmeg Solar Holdings, LLC (33.3%; Member)
 Nutmeg Solar, LLC (100%; Sole Member)
 Palo Duro Wind, LLC (100%; Sole Member)
 Palomino Wind Holdings, LLC (100%; Sole Member)
 Palomino Wind, LLC (100%; Class A Tax Equity Member)
 Kingman Wind Energy I, LLC (100%; Sole Member)
 Kingman Wind Energy II, LLC (100%; Sole Member)
 Prairie View Wind Holdings, LLC (100%; Sole Member)
 Ninnescah Wind Energy LLC (100%; Sole Member)
 Seiling Wind Energy II, LLC (100%; Sole Member)
 Seiling Wind Investments, LLC (100%; Sole Member)
 Seiling Wind Holdings, LLC (100%; Sole Member)
 Seiling Wind Portfolio, LLC (100%; Class A Tax Equity Member)
 Seiling Wind II, LLC (100%; Sole Member)
 Seiling Wind Interconnection Services, LLC (33%; Member)
 Seiling Wind, LLC (100%; Sole Member)
 Seiling Wind Interconnection Services, LLC (67%; Managing Member)
 Shaw Creek Solar Holdings, LLC (33.3%; Member)
 Shaw Creek Solar, LLC (100%; Sole Member)
 Solar Holdings Portfolio 12, LLC (100%; Class C Member)
 DG Portfolio 2019 Funding, LLC (100%; Sole Member)
 DG Portfolio 2019 Holdings, LLC (100%; Sole Member)
 DG Portfolio 2019, LLC (100%; Sole Member)
 DG Amaze, LLC (100%; Sole Member)
 DG California Solar, LLC (100%; Sole Member)
 DG Colorado Solar, LLC (100%; Sole Member)
 DG LF Solar, LLC (100%; Sole Member)
 DG Minnesota CSG 1, LLC (100%; Sole Member)
 DG Minnesota CSG, LLC (100%; Sole Member)
 DG New Jersey Solar, LLC (100%; Sole Member)
 DG New York Solar, LLC (100%; Sole Member)

DG Northeast Solar, LLC (100%; Sole Member)
 DG SUNY Solar 1, LLC (100%; Sole Member)
 DG Southwest Solar Portfolio 2019, LLC (100%; Sole Member)
 HL Solar LLC (100%; Sole Member)
 DG Waipio, LLC (100%; Sole Member)
 Pacific Energy Solutions LLC (100%; Sole Member)
 W2 Solar Holdings, LLC (100%; Sole Member)
 Sierra Solar Funding, LLC (100%; Sole Member)
 Sierra Solar Holdings, LLC (100%; Sole Member)
 Westside Solar, LLC (100%; Sole Member)
 Whitney Point Solar, LLC (100%; Sole Member)
 Southwest Solar Holdings, LLC (100%; Sole Member)
 Hatch Solar Energy Center I LLC (100%; Sole Member)
 Sunlight Renewables Holdings, LLC (100%; Class A Member)
 Sunlight Renewables Class A Holdings, LLC (100%; Sole Member)
 Sunlight Renewables, LLC (100%; Class A Member)
 Sunlight Storage, LLC (100%; Sole Member)
 VMCLR Holdings, LLC (100%; Sole Member)
 Indigo Plains Solar Class B Holdings, LLC (100%; Sole Member)
 Indigo Plains Solar, LLC (100%; Class B Tax Equity Member)
 Chaves County Solar, LLC (100%; Sole Member)
 Chaves County Solar Holdings, LLC (100%; Sole Member)
 Live Oak Solar, LLC (100%; Sole Member)
 River Bend Solar, LLC (100%; Sole Member)
 Indigo Plains Solar Funding, LLC (100%; Sole Member)
 Indigo Plains Solar Holdings, LLC (100%; Sole Member)
 Indigo Plains Solar, LLC (100%; Class A Tax Equity Member)
 Chaves County Solar, LLC (100%; Sole Member)
 Chaves County Solar Holdings, LLC (100%; Sole Member)
 Live Oak Solar, LLC (100%; Sole Member)
 River Bend Solar, LLC (100%; Sole Member)
 Whiptail-Montezuma Funding, LLC (100%; Sole Member)
 Whiptail-Montezuma Holdings, LLC (100%; Sole Member)
 Montezuma Wind Holdings II, LLC (100%; Sole Member)
 NextEra Energy Montezuma II Wind, LLC (100%; Sole Member)
 Southwest Wind Class A Holdings, LLC (100%; Class A Member)
 Whiptail Wind, LLC (100%; Class A Tax Equity Member)
 Casa Mesa Wind, LLC (100%; Sole Member)
 Casa Mesa Wind Investments, LLC (100%; Sole Member)
 Langdon Renewables, LLC (100%; Sole Member)
 New Mexico Wind, LLC (100%; Sole Member)
 Pacific Power Investments, LLC (100%; Sole Member)
 Southwest Wind Class A Holdings, LLC (100%; Class B Member)
 Whiptail Wind, LLC (100%; Class A Tax Equity Member)
 Casa Mesa Wind, LLC (100%; Sole Member)
 Casa Mesa Wind Investments, LLC (100%; Sole Member)
 Langdon Renewables, LLC (100%; Sole Member)
 New Mexico Wind, LLC (100%; Sole Member)
 Pacific Power Investments, LLC (100%; Sole Member)
 Windstar Portfolio, LLC (100%; Sole Member)
 Tusk Wind Holdings II, LLC (100%; Sole Member)
 Windstar Energy, LLC (100%; Sole Member)
 NextEra Energy Partners Constructors, LLC (100%; Sole Member)
 NextEra Energy Partners Solar Acquisitions, LLC (100%; Sole Member)
 Adelanto CA II, LLC (100%; Sole Member)
 Adelanto Solar Funding, LLC (50.01%; Member)
 Adelanto Solar Holdings, LLC (100%; Sole Member)

Adelanto Solar II, LLC (100%; Sole Member)
 Adelanto Solar, LLC (100%; Sole Member)
 McCoy CA II, LLC (100%; Sole Member)
 McCoy Solar Holdings, LLC (50.01%; Member)
 McCoy Solar Funding, LLC (100%; Sole Member)
 McCoy Solar, LLC (100%; Sole Member)
 NextEra Desert Center Blythe, LLC (50%; Member)
 NextEra Energy Partners Ventures, LLC (100%; Sole Member)
 NET Holdings Management, LLC (100%; Sole Member)
 NextEra Energy Partners Pipelines Holdings, LLC (100%; Sole Member)
 NextEra Energy Partners Pipelines, LLC (100%; Class A Member)
 Meade Pipeline Investment Holdings, LLC (100%; Sole Member)
 Meade Pipeline Investment, LLC (100%; Sole Member)
 Meade Pipeline Co LLC (75%; Managing Member)
 Redwood Meade Pipeline, LLC (100%; Sole Member)
 Redwood Midstream, LLC (90%; Managing Member)
 Redwood Meade Midstream MPC, LLC (100%; Sole Member)
 Meade Pipeline Co LLC (15%; Member)
 River Road Interests LLC (100%; Sole Member)
 Meade Pipeline Co LLC (10%; Member)
 Redwood Midstream, LLC (10%; Member)
 Redwood Meade Midstream MPC, LLC (100%; Sole Member)
 Meade Pipeline Co LLC (15%; Member)
 River Road Interests LLC (100%; Sole Member)
 Meade Pipeline Co LLC (10%; Member)
 South Texas Midstream Holdings, LLC (100%; Sole Member)
 South Texas Midstream, LLC (100%; Class A Member)
 South Texas Midstream, LLC (100%; Class B Member)
 Northern Colorado Wind Energy, LLC (100%; Sole Member)
 Palo Duro Wind Portfolio, LLC (100%; Sole Member)
 Palo Duro Wind Project Holdings, LLC (100%; Sole Member)
 Palo Duro Wind Energy, LLC (100%; Sole Member)
 Palo Duro Wind Interconnection Services, LLC (88%; Managing Member)
 Shafter Solar Portfolio, LLC (100%; Sole Member)
 Shafter Solar Holdings, LLC (100%; Sole Member)
 Shafter Solar, LLC (100%; Sole Member)
 Tusk Wind Holdings III, LLC (100%; Sole Member)
 Granite Reliable Power, LLC (100%; Sole Member)
 NextEra Energy Partners, LP (51.364%; Limited Partner)
 NextEra Energy Operating Partners GP, LLC (100%; Sole Member)
 NextEra Energy Operating Partners, LP (100%; General Partner)
 NextEra Energy US Partners Holdings, LLC (100%; Sole Member)
 Dissolution Solutions (NEP), LLC (100%; Sole Member)
 Genesis Purchaser Holdings, LLC (100%; Sole Member)
 Genesis Purchaser, LLC (100%; Sole Member)
 Genesis Solar Funding Holdings, LLC (100%; Sole Member)
 Genesis Solar Funding, LLC (100%; Sole Member)
 Genesis Solar Holdings, LLC (100%; Class A Tax Equity Member)
 Elk City Wind, LLC (100%; Sole Member)
 Genesis Solar, LLC (100%; Sole Member)
 NextEra Desert Center Blythe, LLC (50%; Member)
 Golden Plains Class A Holdings, LLC (100%; Sole Member)
 Golden Plains, LLC (100%; Class A Member)
 Baldwin Wind Energy, LLC (100%; Sole Member)
 Northern Colorado Wind Energy Center II, LLC (100%; Sole Member)
 Northern Colorado Interconnect, LLC (12.9%; Member)

Northern Colorado Wind Energy Center, LLC (100%; Sole Member)
 Northern Colorado Interconnect, LLC (87.1%; Managing Member)
 Wilmot Energy Center, LLC (100%; Sole Member)
 Pine Brooke Class A Holdings, LLC (40%; Member)
 Pine Brooke, LLC (100%; Class A Tax Equity Member)
 Blue Summit III Wind, LLC (100%; Sole Member)
 Blue Summit Interconnection, LLC (25%; Member)
 Harmony Florida Solar, LLC (100%; Sole Member)
 Ponderosa Wind, LLC (100%; Sole Member)
 Saint Solar, LLC (100%; Sole Member)
 Sanford Airport Solar, LLC (100%; Sole Member)
 Soldier Creek Wind, LLC (100%; Sole Member)
 Taylor Creek Solar, LLC (100%; Sole Member)
 NextEra Energy Partners Acquisitions, LLC (100%; Sole Member)
 Baldwin Wind, LLC (100%; Sole Member)
 Bayhawk Wind Portfolio, LLC (100%; Sole Member)
 Bayhawk Wind Holdings, LLC (100%; Sole Member)
 Bayhawk Wind, LLC (100%; Class A Member)
 Cedar Bluff Wind, LLC (100%; Sole Member)
 Golden Hills Wind, LLC (100%; Sole Member)
 Golden Hills Interconnection, LLC (67.6%; Managing Member)
 Breckinridge Wind, LLC (100%; Sole Member)
 Carousel Wind, LLC (100%; Sole Member)
 Cedar Bluff Wind Energy, LLC (100%; Sole Member)
 Coram Portfolio II, LLC (100%; Sole Member)
 Tusk Wind Holdings V, LLC (100%; Sole Member)
 RET Coram Tehachapi Wind GP, LLC (100%; Sole Member)
 Coram California Development, L.P. (0.01%; General Partner)
 RET Tehachapi Wind Development, LLC (100%; Sole Member)
 Coram California Development, L.P. (99.99%; Limited Partner)
 Coram Portfolio, LLC (100%; Sole Member)
 Tusk Wind Holdings IV, LLC (100%; Sole Member)
 Coram Energy LLC (100%; Sole Member)
 Coram Tehachapi, LLC (100%; Sole Member)
 HW CA Holdings, LLC (100%; Member)
 High Winds, LLC (100%; Sole Member)
 Javelina Wind Funding, LLC (100%; Sole Member)
 Javelina Wind Energy Holdings, LLC (100%; Sole Member)
 Javelina Wind Energy, LLC (100%; Sole Member)
 Javelina Interconnection, LLC (55%; Managing Member)
 Kingman Wind I, LLC (100%; Sole Member)
 Kingman Wind II, LLC (100%; Sole Member)
 Mammoth Plains Wind Project Holdings, LLC (100%; Sole Member)
 Mammoth Plains Wind Project, LLC (100%; Class B Member)
 Mammoth Plains Wind Project, LLC (100%; Class A Member)
 Mammoth Plains Wind, LLC (100%; Sole Member)
 Meadowlark Wind, LLC (100%; Sole Member)
 NEP Ninnescah Thermal Storage, LLC (100%; Sole Member)
 NEP Nitro Renewables Holdings, LLC (100%; Sole Member)
 NEP Renewables Holdings II, LLC (100%; Sole Member)
 NEP Renewables II, LLC (100%; Managing Member)
 Ashtabula Wind II, LLC (100%; Sole Member)
 Ashtabula Wind III, LLC (100%; Sole Member)
 FPL Energy Vansycle L.L.C. (100%; Sole Member)
 Garden Wind, LLC (100%; Sole Member)
 Perrin Ranch Wind, LLC (100%; Sole Member)
 Rosmar Portfolio, LLC (100%; Sole Member)

Rosmar Holdings, LLC (100%; Member)
 Marshall Solar, LLC (100%; Sole Member)
 Roswell Solar, LLC (100%; Sole Member)
 Roswell Solar Holdings, LLC (100%; Sole Member)
 SSSS Holdings, LLC (100%; Sole Member)
 Silver State South Solar, LLC (49.99%; Managing Member)
 Silver State Solar Power South, LLC (100%; Sole Member)
 Tuscola Bay Wind, LLC (100%; Sole Member)
 White Oak Energy Holdings, LLC (100%; Sole Member)
 White Oak Energy LLC (100%; Sole Member)
 NEP Renewables Holdings III, LLC (100%; Sole Member)
 NEP Renewables III, LLC (50%; Class B Member)
 Star Moon Holdings, LLC (100%; Class A Member)
 Moonlight Bay Class A Holdings, LLC (100%; Sole Member)
 Moonlight Bay Renewables, LLC (100%; Class A Member)
 Dodge Flat Solar, LLC (100%; Sole Member)
 Elora Solar, LLC (100%; Sole Member)
 Fish Springs Ranch Solar, LLC (100%; Sole Member)
 Little Blue Wind Project, LLC (100%; Sole Member)
 Minco Wind Energy III, LLC (100%; Sole Member)
 Minco IV & V Interconnection, LLC (27.04%; Managing Member)
 White Mesa Wind, LLC (100%; Sole Member)
 Stargrass Class A Holdings, LLC (100%; Sole Member)
 Stargrass, LLC (100%; Class A Member)
 Borderlands Wind, LLC (100%; Sole Member)
 Borderlands Wind Holdings, LLC (100%; Sole Member)
 Cool Springs Solar, LLC (100%; Sole Member)
 Ensign Wind Energy, LLC (100%; Sole Member)
 Hubbard Wind, LLC (100%; Sole Member)
 Irish Creek Wind, LLC (100%; Sole Member)
 Quinebaug Solar, LLC (100%; Sole Member)
 Quitman II Solar, LLC (100%; Sole Member)
 NEP Renewables III, LLC (100%; Class A Member)
 Star Moon Holdings, LLC (100%; Class A Member)
 Moonlight Bay Class A Holdings, LLC (100%; Sole Member)
 Moonlight Bay Renewables, LLC (100%; Class A Member)
 Dodge Flat Solar, LLC (100%; Sole Member)
 Elora Solar, LLC (100%; Sole Member)
 Fish Springs Ranch Solar, LLC (100%; Sole Member)
 Little Blue Wind Project, LLC (100%; Sole Member)
 Minco Wind Energy III, LLC (100%; Sole Member)
 Minco IV & V Interconnection, LLC (27.04%; Managing Member)
 White Mesa Wind, LLC (100%; Sole Member)
 Stargrass Class A Holdings, LLC (100%; Sole Member)
 Stargrass, LLC (100%; Class A Member)
 Borderlands Wind, LLC (100%; Sole Member)
 Borderlands Wind Holdings, LLC (100%; Sole Member)
 Cool Springs Solar, LLC (100%; Sole Member)
 Ensign Wind Energy, LLC (100%; Sole Member)
 Hubbard Wind, LLC (100%; Sole Member)
 Irish Creek Wind, LLC (100%; Sole Member)
 Quinebaug Solar, LLC (100%; Sole Member)
 Quitman II Solar, LLC (100%; Sole Member)
 NEP Renewables Holdings IV, LLC (100%; Sole Member)
 NEP Renewables IV, LLC (100%; Class A Member)
 Alta Wind Portfolio, LLC (100%; Sole Member)
 Tusk Wind Holdings, LLC (100%; Sole Member)

Alta Wind VIII, LLC (100%; Sole Member)
Dogwood Wind Holdings, LLC (100%; Sole Member)
Dogwood Wind, LLC (100%; Class A Tax Equity Member)
Oliver Wind III, LLC (100%; Sole Member)
Osborn Wind Energy, LLC (100%; Sole Member)
Elk City Sholes Holdings, LLC (100%; Sole Member)
Elk City II Wind Funding, LLC (100%; Sole Member)
Southwest Wind, LLC (100%; Class A Tax Equity Member)
Elk City Renewables II, LLC (100%; Sole Member)
Sholes Wind Funding, LLC (100%; Sole Member)
Sholes Wind Class A Holdings, LLC (100%; Sole Member)
Sholes Wind, LLC (100%; Class A Member)
Emerald Breeze Holdings, LLC (100%; Class A Member)
Emerald Breeze Class A Holdings, LLC (100%; Sole Member)
Emerald Breeze, LLC (100%; Class A Member)
Appaloosa Run Wind, LLC (100%; Sole Member)
Eight Point Wind, LLC (100%; Sole Member)
Great Prairie Wind, LLC (100%; Sole Member)
Yellow Pine Solar, LLC (100%; Sole Member)
Yellow Pine Solar Interconnect, LLC (50%; Managing Member)
Golden West Wind Holdings, LLC (100%; Sole Member)
Golden West Power Partners, LLC (100%; Class A Tax Equity Member)
Nokota Wind Holdings, LLC (100%; Sole Member)
Nokota Wind, LLC (100%; Class A Tax Equity Member)
Brady Wind II, LLC (100%; Sole Member)
Brady Interconnection, LLC (50%; Member)
Brady Wind, LLC (100%; Sole Member)
Brady Interconnection, LLC (50%; Managing Member)
Sac County Wind Holdings, LLC (100%; Sole Member)
Sac County Wind Class A Holdings, LLC (100%; Class A Member)
Sac County Wind, LLC (100%; Class A Member)
NEP Renewables IV, LLC (31.2%; Class B Member)
Alta Wind Portfolio, LLC (100%; Sole Member)
Tusk Wind Holdings, LLC (100%; Sole Member)
Alta Wind VIII, LLC (100%; Sole Member)
Dogwood Wind Holdings, LLC (100%; Sole Member)
Dogwood Wind, LLC (100%; Class A Tax Equity Member)
Oliver Wind III, LLC (100%; Sole Member)
Osborn Wind Energy, LLC (100%; Sole Member)
Elk City Sholes Holdings, LLC (100%; Sole Member)
Elk City II Wind Funding, LLC (100%; Sole Member)
Southwest Wind, LLC (100%; Class A Tax Equity Member)
Elk City Renewables II, LLC (100%; Sole Member)
Sholes Wind Funding, LLC (100%; Sole Member)
Sholes Wind Class A Holdings, LLC (100%; Sole Member)
Sholes Wind, LLC (100%; Class A Member)
Emerald Breeze Holdings, LLC (100%; Class A Member)
Emerald Breeze Class A Holdings, LLC (100%; Sole Member)
Emerald Breeze, LLC (100%; Class A Member)
Appaloosa Run Wind, LLC (100%; Sole Member)
Eight Point Wind, LLC (100%; Sole Member)
Great Prairie Wind, LLC (100%; Sole Member)
Yellow Pine Solar, LLC (100%; Sole Member)
Yellow Pine Solar Interconnect, LLC (50%; Managing Member)
Golden West Wind Holdings, LLC (100%; Sole Member)
Golden West Power Partners, LLC (100%; Class A Tax Equity Member)
Nokota Wind Holdings, LLC (100%; Sole Member)

Nokota Wind, LLC (100%; Class A Tax Equity Member)
 Brady Wind II, LLC (100%; Sole Member)
 Brady Interconnection, LLC (50%; Member)
 Brady Wind, LLC (100%; Sole Member)
 Brady Interconnection, LLC (50%; Managing Member)
 Sac County Wind Holdings, LLC (100%; Sole Member)
 Sac County Wind Class A Holdings, LLC (100%; Class A Member)
 Sac County Wind, LLC (100%; Class A Member)
 NEP Renewables Holdings, LLC (100%; Sole Member)
 NEP Renewables, LLC (100%; Sole Member)
 Breckinridge Wind Class A Holdings, LLC (100%; Sole Member)
 Breckinridge Wind Project, LLC (100%; Class A Tax Equity Member)
 Carousel Wind Holdings, LLC (100%; Sole Member)
 Carousel Wind Farm, LLC (100%; Class A Tax Equity Member)
 Monarch Wind Holdings, LLC (100%; Sole Member)
 Monarch Wind, LLC (100%; Class A Tax Equity Member)
 Javelina Wind Holdings II, LLC (100%; Sole Member)
 Javelina Wind Energy II, LLC (100%; Sole Member)
 Javelina Interconnection, LLC (45%; Member)
 Rush Springs Wind Energy, LLC (100%; Sole Member)
 Mountain View Solar Holdings, LLC (100%; Sole Member)
 Mountain View Solar, LLC (100%; Sole Member)
 Pacific Plains Wind Class A Holdings, LLC (100%; Sole Member)
 Pacific Plains Wind, LLC (100%; Class A Tax Equity Member)
 Cottonwood Wind Project Holdings, LLC (100%; Sole Member)
 Cottonwood Wind Project, LLC (100%; Sole Member)
 Golden Hills North Wind, LLC (100%; Sole Member)
 Golden Hills Interconnection, LLC (32.4%; Member)
 NextEra Energy Bluff Point, LLC (100%; Sole Member)
 NextEra Desert Sunlight Holdings, LLC (99.8%; Member)
 Desert Sunlight Investment Holdings, LLC (50%; Managing Member)
 Desert Sunlight Holdings, LLC (100%; Sole Member)
 Desert Sunlight 250, LLC (100%; Sole Member)
 Desert Sunlight 300, LLC (100%; Sole Member)
 Ninnescah Wind Renewables, LLC (100%; Sole Member)
 Nutmeg Solar Holdings, LLC (33.3%; Member)
 Nutmeg Solar, LLC (100%; Sole Member)
 Palo Duro Wind, LLC (100%; Sole Member)
 Palomino Wind Holdings, LLC (100%; Sole Member)
 Palomino Wind, LLC (100%; Class A Tax Equity Member)
 Kingman Wind Energy I, LLC (100%; Sole Member)
 Kingman Wind Energy II, LLC (100%; Sole Member)
 Prairie View Wind Holdings, LLC (100%; Sole Member)
 Ninnescah Wind Energy LLC (100%; Sole Member)
 Seiling Wind Energy II, LLC (100%; Sole Member)
 Seiling Wind Investments, LLC (100%; Sole Member)
 Seiling Wind Holdings, LLC (100%; Sole Member)
 Seiling Wind Portfolio, LLC (100%; Class A Tax Equity Member)
 Seiling Wind II, LLC (100%; Sole Member)
 Seiling Wind Interconnection Services, LLC (33%; Member)
 Seiling Wind, LLC (100%; Sole Member)
 Seiling Wind Interconnection Services, LLC (67%; Managing Member)
 Shaw Creek Solar Holdings, LLC (33.3%; Member)
 Shaw Creek Solar, LLC (100%; Sole Member)
 Solar Holdings Portfolio 12, LLC (100%; Class C Member)
 DG Portfolio 2019 Funding, LLC (100%; Sole Member)
 DG Portfolio 2019 Holdings, LLC (100%; Sole Member)

DG Portfolio 2019, LLC (100%; Sole Member)
DG Amaze, LLC (100%; Sole Member)
DG California Solar, LLC (100%; Sole Member)
DG Colorado Solar, LLC (100%; Sole Member)
DG LF Solar, LLC (100%; Sole Member)
DG Minnesota CSG 1, LLC (100%; Sole Member)
DG Minnesota CSG, LLC (100%; Sole Member)
DG New Jersey Solar, LLC (100%; Sole Member)
DG New York Solar, LLC (100%; Sole Member)
DG Northeast Solar, LLC (100%; Sole Member)
DG SUNY Solar 1, LLC (100%; Sole Member)
DG Southwest Solar Portfolio 2019, LLC (100%; Sole Member)
HL Solar LLC (100%; Sole Member)
DG Waipio, LLC (100%; Sole Member)
Pacific Energy Solutions LLC (100%; Sole Member)
W2 Solar Holdings, LLC (100%; Sole Member)
Sierra Solar Funding, LLC (100%; Sole Member)
Sierra Solar Holdings, LLC (100%; Sole Member)
Westside Solar, LLC (100%; Sole Member)
Whitney Point Solar, LLC (100%; Sole Member)
Southwest Solar Holdings, LLC (100%; Sole Member)
Hatch Solar Energy Center I LLC (100%; Sole Member)
Sunlight Renewables Holdings, LLC (100%; Class A Member)
Sunlight Renewables Class A Holdings, LLC (100%; Sole Member)
Sunlight Renewables, LLC (100%; Class A Member)
Sunlight Storage, LLC (100%; Sole Member)
VMCLR Holdings, LLC (100%; Sole Member)
Indigo Plains Solar Class B Holdings, LLC (100%; Sole Member)
Indigo Plains Solar, LLC (100%; Class B Tax Equity Member)
Chaves County Solar, LLC (100%; Sole Member)
Chaves County Solar Holdings, LLC (100%; Sole Member)
Live Oak Solar, LLC (100%; Sole Member)
River Bend Solar, LLC (100%; Sole Member)
Indigo Plains Solar Funding, LLC (100%; Sole Member)
Indigo Plains Solar Holdings, LLC (100%; Sole Member)
Indigo Plains Solar, LLC (100%; Class A Tax Equity Member)
Chaves County Solar, LLC (100%; Sole Member)
Chaves County Solar Holdings, LLC (100%; Sole Member)
Live Oak Solar, LLC (100%; Sole Member)
River Bend Solar, LLC (100%; Sole Member)
Whiptail-Montezuma Funding, LLC (100%; Sole Member)
Whiptail-Montezuma Holdings, LLC (100%; Sole Member)
Montezuma Wind Holdings II, LLC (100%; Sole Member)
NextEra Energy Montezuma II Wind, LLC (100%; Sole Member)
Southwest Wind Class A Holdings, LLC (100%; Class A Member)
Whiptail Wind, LLC (100%; Class A Tax Equity Member)
Casa Mesa Wind, LLC (100%; Sole Member)
Casa Mesa Wind Investments, LLC (100%; Sole Member)
Langdon Renewables, LLC (100%; Sole Member)
New Mexico Wind, LLC (100%; Sole Member)
Pacific Power Investments, LLC (100%; Sole Member)
Southwest Wind Class A Holdings, LLC (100%; Class B Member)
Whiptail Wind, LLC (100%; Class A Tax Equity Member)
Casa Mesa Wind, LLC (100%; Sole Member)
Casa Mesa Wind Investments, LLC (100%; Sole Member)
Langdon Renewables, LLC (100%; Sole Member)
New Mexico Wind, LLC (100%; Sole Member)

Pacific Power Investments, LLC (100%; Sole Member)
 Windstar Portfolio, LLC (100%; Sole Member)
 Tusk Wind Holdings II, LLC (100%; Sole Member)
 Windstar Energy, LLC (100%; Sole Member)
 NextEra Energy Partners Constructors, LLC (100%; Sole Member)
 NextEra Energy Partners Solar Acquisitions, LLC (100%; Sole Member)
 Adelanto CA II, LLC (100%; Sole Member)
 Adelanto Solar Funding, LLC (50.01%; Member)
 Adelanto Solar Holdings, LLC (100%; Sole Member)
 Adelanto Solar II, LLC (100%; Sole Member)
 Adelanto Solar, LLC (100%; Sole Member)
 McCoy CA II, LLC (100%; Sole Member)
 McCoy Solar Holdings, LLC (50.01%; Member)
 McCoy Solar Funding, LLC (100%; Sole Member)
 McCoy Solar, LLC (100%; Sole Member)
 NextEra Desert Center Blythe, LLC (50%; Member)
 NextEra Energy Partners Ventures, LLC (100%; Sole Member)
 NET Holdings Management, LLC (100%; Sole Member)
 NextEra Energy Partners Pipelines Holdings, LLC (100%; Sole Member)
 NextEra Energy Partners Pipelines, LLC (100%; Class A Member)
 Meade Pipeline Investment Holdings, LLC (100%; Sole Member)
 Meade Pipeline Investment, LLC (100%; Sole Member)
 Meade Pipeline Co LLC (75%; Managing Member)
 Redwood Meade Pipeline, LLC (100%; Sole Member)
 Redwood Midstream, LLC (90%; Managing Member)
 Redwood Meade Midstream MPC, LLC (100%; Sole Member)
 Meade Pipeline Co LLC (15%; Member)
 River Road Interests LLC (100%; Sole Member)
 Meade Pipeline Co LLC (10%; Member)
 Redwood Midstream, LLC (10%; Member)
 Redwood Meade Midstream MPC, LLC (100%; Sole Member)
 Meade Pipeline Co LLC (15%; Member)
 River Road Interests LLC (100%; Sole Member)
 Meade Pipeline Co LLC (10%; Member)
 South Texas Midstream Holdings, LLC (100%; Sole Member)
 South Texas Midstream, LLC (100%; Class A Member)
 South Texas Midstream, LLC (100%; Class B Member)
 Northern Colorado Wind Energy, LLC (100%; Sole Member)
 Palo Duro Wind Portfolio, LLC (100%; Sole Member)
 Palo Duro Wind Project Holdings, LLC (100%; Sole Member)
 Palo Duro Wind Energy, LLC (100%; Sole Member)
 Palo Duro Wind Interconnection Services, LLC (88%; Managing Member)
 Shafter Solar Portfolio, LLC (100%; Sole Member)
 Shafter Solar Holdings, LLC (100%; Sole Member)
 Shafter Solar, LLC (100%; Sole Member)
 Tusk Wind Holdings III, LLC (100%; Sole Member)
 Granite Reliable Power, LLC (100%; Sole Member)
 NextEra Energy Operating Partners, LP (48.636%; Limited Partner)
 NextEra Energy US Partners Holdings, LLC (100%; Sole Member)
 Dissolution Solutions (NEP), LLC (100%; Sole Member)
 Genesis Purchaser Holdings, LLC (100%; Sole Member)
 Genesis Purchaser, LLC (100%; Sole Member)
 Genesis Solar Funding Holdings, LLC (100%; Sole Member)
 Genesis Solar Funding, LLC (100%; Sole Member)
 Genesis Solar Holdings, LLC (100%; Class A Tax Equity Member)
 Elk City Wind, LLC (100%; Sole Member)
 Genesis Solar, LLC (100%; Sole Member)

NextEra Desert Center Blythe, LLC (50%; Member)
 Golden Plains Class A Holdings, LLC (100%; Sole Member)
 Golden Plains, LLC (100%; Class A Member)
 Baldwin Wind Energy, LLC (100%; Sole Member)
 Northern Colorado Wind Energy Center II, LLC (100%; Sole Member)
 Northern Colorado Interconnect, LLC (12.9%; Member)
 Northern Colorado Wind Energy Center, LLC (100%; Sole Member)
 Northern Colorado Interconnect, LLC (87.1%; Managing Member)
 Wilmot Energy Center, LLC (100%; Sole Member)
 Pine Brooke Class A Holdings, LLC (40%; Member)
 Pine Brooke, LLC (100%; Class A Tax Equity Member)
 Blue Summit III Wind, LLC (100%; Sole Member)
 Blue Summit Interconnection, LLC (25%; Member)
 Harmony Florida Solar, LLC (100%; Sole Member)
 Ponderosa Wind, LLC (100%; Sole Member)
 Saint Solar, LLC (100%; Sole Member)
 Sanford Airport Solar, LLC (100%; Sole Member)
 Soldier Creek Wind, LLC (100%; Sole Member)
 Taylor Creek Solar, LLC (100%; Sole Member)
 NextEra Energy Partners Acquisitions, LLC (100%; Sole Member)
 Baldwin Wind, LLC (100%; Sole Member)
 Bayhawk Wind Portfolio, LLC (100%; Sole Member)
 Bayhawk Wind Holdings, LLC (100%; Sole Member)
 Bayhawk Wind, LLC (100%; Class A Member)
 Cedar Bluff Wind, LLC (100%; Sole Member)
 Golden Hills Wind, LLC (100%; Sole Member)
 Golden Hills Interconnection, LLC (67.6%; Managing Member)
 Breckinridge Wind, LLC (100%; Sole Member)
 Carousel Wind, LLC (100%; Sole Member)
 Cedar Bluff Wind Energy, LLC (100%; Sole Member)
 Coram Portfolio II, LLC (100%; Sole Member)
 Tusk Wind Holdings V, LLC (100%; Sole Member)
 RET Coram Tehachapi Wind GP, LLC (100%; Sole Member)
 Coram California Development, L.P. (0.01%; General Partner)
 RET Tehachapi Wind Development, LLC (100%; Sole Member)
 Coram California Development, L.P. (99.99%; Limited Partner)
 Coram Portfolio, LLC (100%; Sole Member)
 Tusk Wind Holdings IV, LLC (100%; Sole Member)
 Coram Energy LLC (100%; Sole Member)
 Coram Tehachapi, LLC (100%; Sole Member)
 HW CA Holdings, LLC (100%; Member)
 High Winds, LLC (100%; Sole Member)
 Javelina Wind Funding, LLC (100%; Sole Member)
 Javelina Wind Energy Holdings, LLC (100%; Sole Member)
 Javelina Wind Energy, LLC (100%; Sole Member)
 Javelina Interconnection, LLC (55%; Managing Member)
 Kingman Wind I, LLC (100%; Sole Member)
 Kingman Wind II, LLC (100%; Sole Member)
 Mammoth Plains Wind Project Holdings, LLC (100%; Sole Member)
 Mammoth Plains Wind Project, LLC (100%; Class B Member)
 Mammoth Plains Wind Project, LLC (100%; Class A Member)
 Mammoth Plains Wind, LLC (100%; Sole Member)
 Meadowlark Wind, LLC (100%; Sole Member)
 NEP Ninnescah Thermal Storage, LLC (100%; Sole Member)
 NEP Nitro Renewables Holdings, LLC (100%; Sole Member)
 NEP Renewables Holdings II, LLC (100%; Sole Member)
 NEP Renewables II, LLC (100%; Managing Member)

Ashtabula Wind II, LLC (100%; Sole Member)
 Ashtabula Wind III, LLC (100%; Sole Member)
 FPL Energy Vansycle L.L.C. (100%; Sole Member)
 Garden Wind, LLC (100%; Sole Member)
 Perrin Ranch Wind, LLC (100%; Sole Member)
 Rosmar Portfolio, LLC (100%; Sole Member)
 Rosmar Holdings, LLC (100%; Member)
 Marshall Solar, LLC (100%; Sole Member)
 Roswell Solar, LLC (100%; Sole Member)
 Roswell Solar Holdings, LLC (100%; Sole Member)
 SSSS Holdings, LLC (100%; Sole Member)
 Silver State South Solar, LLC (49.99%; Managing Member)
 Silver State Solar Power South, LLC (100%; Sole Member)
 Tuscola Bay Wind, LLC (100%; Sole Member)
 White Oak Energy Holdings, LLC (100%; Sole Member)
 White Oak Energy LLC (100%; Sole Member)
 NEP Renewables Holdings III, LLC (100%; Sole Member)
 NEP Renewables III, LLC (50%; Class B Member)
 Star Moon Holdings, LLC (100%; Class A Member)
 Moonlight Bay Class A Holdings, LLC (100%; Sole Member)
 Moonlight Bay Renewables, LLC (100%; Class A Member)
 Dodge Flat Solar, LLC (100%; Sole Member)
 Elora Solar, LLC (100%; Sole Member)
 Fish Springs Ranch Solar, LLC (100%; Sole Member)
 Little Blue Wind Project, LLC (100%; Sole Member)
 Minco Wind Energy III, LLC (100%; Sole Member)
 Minco IV & V Interconnection, LLC (27.04%; Managing Member)
 White Mesa Wind, LLC (100%; Sole Member)
 Stargrass Class A Holdings, LLC (100%; Sole Member)
 Stargrass, LLC (100%; Class A Member)
 Borderlands Wind, LLC (100%; Sole Member)
 Borderlands Wind Holdings, LLC (100%; Sole Member)
 Cool Springs Solar, LLC (100%; Sole Member)
 Ensign Wind Energy, LLC (100%; Sole Member)
 Hubbard Wind, LLC (100%; Sole Member)
 Irish Creek Wind, LLC (100%; Sole Member)
 Quinebaug Solar, LLC (100%; Sole Member)
 Quitman II Solar, LLC (100%; Sole Member)
 NEP Renewables III, LLC (100%; Class A Member)
 Star Moon Holdings, LLC (100%; Class A Member)
 Moonlight Bay Class A Holdings, LLC (100%; Sole Member)
 Moonlight Bay Renewables, LLC (100%; Class A Member)
 Dodge Flat Solar, LLC (100%; Sole Member)
 Elora Solar, LLC (100%; Sole Member)
 Fish Springs Ranch Solar, LLC (100%; Sole Member)
 Little Blue Wind Project, LLC (100%; Sole Member)
 Minco Wind Energy III, LLC (100%; Sole Member)
 Minco IV & V Interconnection, LLC (27.04%; Managing Member)
 White Mesa Wind, LLC (100%; Sole Member)
 Stargrass Class A Holdings, LLC (100%; Sole Member)
 Stargrass, LLC (100%; Class A Member)
 Borderlands Wind, LLC (100%; Sole Member)
 Borderlands Wind Holdings, LLC (100%; Sole Member)
 Cool Springs Solar, LLC (100%; Sole Member)
 Ensign Wind Energy, LLC (100%; Sole Member)
 Hubbard Wind, LLC (100%; Sole Member)
 Irish Creek Wind, LLC (100%; Sole Member)

Quinebaug Solar, LLC (100%; Sole Member)
 Quitman II Solar, LLC (100%; Sole Member)
 NEP Renewables Holdings IV, LLC (100%; Sole Member)
 NEP Renewables IV, LLC (100%; Class A Member)
 Alta Wind Portfolio, LLC (100%; Sole Member)
 Tusk Wind Holdings, LLC (100%; Sole Member)
 Alta Wind VIII, LLC (100%; Sole Member)
 Dogwood Wind Holdings, LLC (100%; Sole Member)
 Dogwood Wind, LLC (100%; Class A Tax Equity Member)
 Oliver Wind III, LLC (100%; Sole Member)
 Osborn Wind Energy, LLC (100%; Sole Member)
 Elk City Sholes Holdings, LLC (100%; Sole Member)
 Elk City II Wind Funding, LLC (100%; Sole Member)
 Southwest Wind, LLC (100%; Class A Tax Equity Member)
 Elk City Renewables II, LLC (100%; Sole Member)
 Sholes Wind Funding, LLC (100%; Sole Member)
 Sholes Wind Class A Holdings, LLC (100%; Sole Member)
 Sholes Wind, LLC (100%; Class A Member)
 Emerald Breeze Holdings, LLC (100%; Class A Member)
 Emerald Breeze Class A Holdings, LLC (100%; Sole Member)
 Emerald Breeze, LLC (100%; Class A Member)
 Appaloosa Run Wind, LLC (100%; Sole Member)
 Eight Point Wind, LLC (100%; Sole Member)
 Great Prairie Wind, LLC (100%; Sole Member)
 Yellow Pine Solar, LLC (100%; Sole Member)
 Yellow Pine Solar Interconnect, LLC (50%; Managing Member)
 Golden West Wind Holdings, LLC (100%; Sole Member)
 Golden West Power Partners, LLC (100%; Class A Tax Equity Member)
 Nokota Wind Holdings, LLC (100%; Sole Member)
 Nokota Wind, LLC (100%; Class A Tax Equity Member)
 Brady Wind II, LLC (100%; Sole Member)
 Brady Interconnection, LLC (50%; Member)
 Brady Wind, LLC (100%; Sole Member)
 Brady Interconnection, LLC (50%; Managing Member)
 Sac County Wind Holdings, LLC (100%; Sole Member)
 Sac County Wind Class A Holdings, LLC (100%; Class A Member)
 Sac County Wind, LLC (100%; Class A Member)
 NEP Renewables IV, LLC (31.2%; Class B Member)
 Alta Wind Portfolio, LLC (100%; Sole Member)
 Tusk Wind Holdings, LLC (100%; Sole Member)
 Alta Wind VIII, LLC (100%; Sole Member)
 Dogwood Wind Holdings, LLC (100%; Sole Member)
 Dogwood Wind, LLC (100%; Class A Tax Equity Member)
 Oliver Wind III, LLC (100%; Sole Member)
 Osborn Wind Energy, LLC (100%; Sole Member)
 Elk City Sholes Holdings, LLC (100%; Sole Member)
 Elk City II Wind Funding, LLC (100%; Sole Member)
 Southwest Wind, LLC (100%; Class A Tax Equity Member)
 Elk City Renewables II, LLC (100%; Sole Member)
 Sholes Wind Funding, LLC (100%; Sole Member)
 Sholes Wind Class A Holdings, LLC (100%; Sole Member)
 Sholes Wind, LLC (100%; Class A Member)
 Emerald Breeze Holdings, LLC (100%; Class A Member)
 Emerald Breeze Class A Holdings, LLC (100%; Sole Member)
 Emerald Breeze, LLC (100%; Class A Member)
 Appaloosa Run Wind, LLC (100%; Sole Member)
 Eight Point Wind, LLC (100%; Sole Member)

Great Prairie Wind, LLC (100%; Sole Member)
Yellow Pine Solar, LLC (100%; Sole Member)
Yellow Pine Solar Interconnect, LLC (50%; Managing Member)
Golden West Wind Holdings, LLC (100%; Sole Member)
Golden West Power Partners, LLC (100%; Class A Tax Equity Member)
Nokota Wind Holdings, LLC (100%; Sole Member)
Nokota Wind, LLC (100%; Class A Tax Equity Member)
Brady Wind II, LLC (100%; Sole Member)
Brady Interconnection, LLC (50%; Member)
Brady Wind, LLC (100%; Sole Member)
Brady Interconnection, LLC (50%; Managing Member)
Sac County Wind Holdings, LLC (100%; Sole Member)
Sac County Wind Class A Holdings, LLC (100%; Class A Member)
Sac County Wind, LLC (100%; Class A Member)
NEP Renewables Holdings, LLC (100%; Sole Member)
NEP Renewables, LLC (100%; Sole Member)
Breckinridge Wind Class A Holdings, LLC (100%; Sole Member)
Breckinridge Wind Project, LLC (100%; Class A Tax Equity Member)
Carousel Wind Holdings, LLC (100%; Sole Member)
Carousel Wind Farm, LLC (100%; Class A Tax Equity Member)
Monarch Wind Holdings, LLC (100%; Sole Member)
Monarch Wind, LLC (100%; Class A Tax Equity Member)
Javelina Wind Holdings II, LLC (100%; Sole Member)
Javelina Wind Energy II, LLC (100%; Sole Member)
Javelina Interconnection, LLC (45%; Member)
Rush Springs Wind Energy, LLC (100%; Sole Member)
Mountain View Solar Holdings, LLC (100%; Sole Member)
Mountain View Solar, LLC (100%; Sole Member)
Pacific Plains Wind Class A Holdings, LLC (100%; Sole Member)
Pacific Plains Wind, LLC (100%; Class A Tax Equity Member)
Cottonwood Wind Project Holdings, LLC (100%; Sole Member)
Cottonwood Wind Project, LLC (100%; Sole Member)
Golden Hills North Wind, LLC (100%; Sole Member)
Golden Hills Interconnection, LLC (32.4%; Member)
NextEra Energy Bluff Point, LLC (100%; Sole Member)
NextEra Desert Sunlight Holdings, LLC (99.8%; Member)
Desert Sunlight Investment Holdings, LLC (50%; Managing Member)
Desert Sunlight Holdings, LLC (100%; Sole Member)
Desert Sunlight 250, LLC (100%; Sole Member)
Desert Sunlight 300, LLC (100%; Sole Member)
Ninnescah Wind Renewables, LLC (100%; Sole Member)
Nutmeg Solar Holdings, LLC (33.3%; Member)
Nutmeg Solar, LLC (100%; Sole Member)
Palo Duro Wind, LLC (100%; Sole Member)
Palomino Wind Holdings, LLC (100%; Sole Member)
Palomino Wind, LLC (100%; Class A Tax Equity Member)
Kingman Wind Energy I, LLC (100%; Sole Member)
Kingman Wind Energy II, LLC (100%; Sole Member)
Prairie View Wind Holdings, LLC (100%; Sole Member)
Ninnescah Wind Energy LLC (100%; Sole Member)
Seiling Wind Energy II, LLC (100%; Sole Member)
Seiling Wind Investments, LLC (100%; Sole Member)
Seiling Wind Holdings, LLC (100%; Sole Member)
Seiling Wind Portfolio, LLC (100%; Class A Tax Equity Member)
Seiling Wind II, LLC (100%; Sole Member)
Seiling Wind Interconnection Services, LLC (33%; Member)
Seiling Wind, LLC (100%; Sole Member)

Seiling Wind Interconnection Services, LLC (67%; Managing Member)
Shaw Creek Solar Holdings, LLC (33.3%; Member)
Shaw Creek Solar, LLC (100%; Sole Member)
Solar Holdings Portfolio 12, LLC (100%; Class C Member)
DG Portfolio 2019 Funding, LLC (100%; Sole Member)
DG Portfolio 2019 Holdings, LLC (100%; Sole Member)
DG Portfolio 2019, LLC (100%; Sole Member)
DG Amaze, LLC (100%; Sole Member)
DG California Solar, LLC (100%; Sole Member)
DG Colorado Solar, LLC (100%; Sole Member)
DG LF Solar, LLC (100%; Sole Member)
DG Minnesota CSG 1, LLC (100%; Sole Member)
DG Minnesota CSG, LLC (100%; Sole Member)
DG New Jersey Solar, LLC (100%; Sole Member)
DG New York Solar, LLC (100%; Sole Member)
DG Northeast Solar, LLC (100%; Sole Member)
DG SUNY Solar 1, LLC (100%; Sole Member)
DG Southwest Solar Portfolio 2019, LLC (100%; Sole Member)
HL Solar LLC (100%; Sole Member)
DG Waipio, LLC (100%; Sole Member)
Pacific Energy Solutions LLC (100%; Sole Member)
W2 Solar Holdings, LLC (100%; Sole Member)
Sierra Solar Funding, LLC (100%; Sole Member)
Sierra Solar Holdings, LLC (100%; Sole Member)
Westside Solar, LLC (100%; Sole Member)
Whitney Point Solar, LLC (100%; Sole Member)
Southwest Solar Holdings, LLC (100%; Sole Member)
Hatch Solar Energy Center I LLC (100%; Sole Member)
Sunlight Renewables Holdings, LLC (100%; Class A Member)
Sunlight Renewables Class A Holdings, LLC (100%; Sole Member)
Sunlight Renewables, LLC (100%; Class A Member)
Sunlight Storage, LLC (100%; Sole Member)
VMCLR Holdings, LLC (100%; Sole Member)
Indigo Plains Solar Class B Holdings, LLC (100%; Sole Member)
Indigo Plains Solar, LLC (100%; Class B Tax Equity Member)
Chaves County Solar, LLC (100%; Sole Member)
Chaves County Solar Holdings, LLC (100%; Sole Member)
Live Oak Solar, LLC (100%; Sole Member)
River Bend Solar, LLC (100%; Sole Member)
Indigo Plains Solar Funding, LLC (100%; Sole Member)
Indigo Plains Solar Holdings, LLC (100%; Sole Member)
Indigo Plains Solar, LLC (100%; Class A Tax Equity Member)
Chaves County Solar, LLC (100%; Sole Member)
Chaves County Solar Holdings, LLC (100%; Sole Member)
Live Oak Solar, LLC (100%; Sole Member)
River Bend Solar, LLC (100%; Sole Member)
Whiptail-Montezuma Funding, LLC (100%; Sole Member)
Whiptail-Montezuma Holdings, LLC (100%; Sole Member)
Montezuma Wind Holdings II, LLC (100%; Sole Member)
NextEra Energy Montezuma II Wind, LLC (100%; Sole Member)
Southwest Wind Class A Holdings, LLC (100%; Class A Member)
Whiptail Wind, LLC (100%; Class A Tax Equity Member)
Casa Mesa Wind, LLC (100%; Sole Member)
Casa Mesa Wind Investments, LLC (100%; Sole Member)
Langdon Renewables, LLC (100%; Sole Member)
New Mexico Wind, LLC (100%; Sole Member)
Pacific Power Investments, LLC (100%; Sole Member)

Southwest Wind Class A Holdings, LLC (100%; Class B Member)
Whiptail Wind, LLC (100%; Class A Tax Equity Member)
Casa Mesa Wind, LLC (100%; Sole Member)
Casa Mesa Wind Investments, LLC (100%; Sole Member)
Langdon Renewables, LLC (100%; Sole Member)
New Mexico Wind, LLC (100%; Sole Member)
Pacific Power Investments, LLC (100%; Sole Member)
Windstar Portfolio, LLC (100%; Sole Member)
Tusk Wind Holdings II, LLC (100%; Sole Member)
Windstar Energy, LLC (100%; Sole Member)
NextEra Energy Partners Constructors, LLC (100%; Sole Member)
NextEra Energy Partners Solar Acquisitions, LLC (100%; Sole Member)
Adelanto CA II, LLC (100%; Sole Member)
Adelanto Solar Funding, LLC (50.01%; Member)
Adelanto Solar Holdings, LLC (100%; Sole Member)
Adelanto Solar II, LLC (100%; Sole Member)
Adelanto Solar, LLC (100%; Sole Member)
McCoy CA II, LLC (100%; Sole Member)
McCoy Solar Holdings, LLC (50.01%; Member)
McCoy Solar Funding, LLC (100%; Sole Member)
McCoy Solar, LLC (100%; Sole Member)
NextEra Desert Center Blythe, LLC (50%; Member)
NextEra Energy Partners Ventures, LLC (100%; Sole Member)
NET Holdings Management, LLC (100%; Sole Member)
NextEra Energy Partners Pipelines Holdings, LLC (100%; Sole Member)
NextEra Energy Partners Pipelines, LLC (100%; Class A Member)
Meade Pipeline Investment Holdings, LLC (100%; Sole Member)
Meade Pipeline Investment, LLC (100%; Sole Member)
Meade Pipeline Co LLC (75%; Managing Member)
Redwood Meade Pipeline, LLC (100%; Sole Member)
Redwood Midstream, LLC (90%; Managing Member)
Redwood Meade Midstream MPC, LLC (100%; Sole Member)
Meade Pipeline Co LLC (15%; Member)
River Road Interests LLC (100%; Sole Member)
Meade Pipeline Co LLC (10%; Member)
Redwood Midstream, LLC (10%; Member)
Redwood Meade Midstream MPC, LLC (100%; Sole Member)
Meade Pipeline Co LLC (15%; Member)
River Road Interests LLC (100%; Sole Member)
Meade Pipeline Co LLC (10%; Member)
South Texas Midstream Holdings, LLC (100%; Sole Member)
South Texas Midstream, LLC (100%; Class A Member)
South Texas Midstream, LLC (100%; Class B Member)
Northern Colorado Wind Energy, LLC (100%; Sole Member)
Palo Duro Wind Portfolio, LLC (100%; Sole Member)
Palo Duro Wind Project Holdings, LLC (100%; Sole Member)
Palo Duro Wind Energy, LLC (100%; Sole Member)
Palo Duro Wind Interconnection Services, LLC (88%; Managing Member)
Shafter Solar Portfolio, LLC (100%; Sole Member)
Shafter Solar Holdings, LLC (100%; Sole Member)
Shafter Solar, LLC (100%; Sole Member)
Tusk Wind Holdings III, LLC (100%; Sole Member)
Granite Reliable Power, LLC (100%; Sole Member)
NextEra Energy Management Partners GP, LLC (100%; Sole Member)
NextEra Energy Management Partners, LP (100%; General Partner)
NextEra Energy Partners GP, Inc. (100%; Shareholder)
NextEra Energy Partners, LP (0.0001%; General Partner)

NextEra Energy Operating Partners GP, LLC (100%; Sole Member)
 NextEra Energy Operating Partners, LP (100%; General Partner)
 NextEra Energy US Partners Holdings, LLC (100%; Sole Member)
 Dissolution Solutions (NEP), LLC (100%; Sole Member)
 Genesis Purchaser Holdings, LLC (100%; Sole Member)
 Genesis Purchaser, LLC (100%; Sole Member)
 Genesis Solar Funding Holdings, LLC (100%; Sole Member)
 Genesis Solar Funding, LLC (100%; Sole Member)
 Genesis Solar Holdings, LLC (100%; Class A Tax Equity Member)
 Elk City Wind, LLC (100%; Sole Member)
 Genesis Solar, LLC (100%; Sole Member)
 NextEra Desert Center Blythe, LLC (50%; Member)
 Golden Plains Class A Holdings, LLC (100%; Sole Member)
 Golden Plains, LLC (100%; Class A Member)
 Baldwin Wind Energy, LLC (100%; Sole Member)
 Northern Colorado Wind Energy Center II, LLC (100%; Sole Member)
 Northern Colorado Interconnect, LLC (12.9%; Member)
 Northern Colorado Wind Energy Center, LLC (100%; Sole Member)
 Northern Colorado Interconnect, LLC (87.1%; Managing Member)
 Wilmot Energy Center, LLC (100%; Sole Member)
 Pine Brooke Class A Holdings, LLC (40%; Member)
 Pine Brooke, LLC (100%; Class A Tax Equity Member)
 Blue Summit III Wind, LLC (100%; Sole Member)
 Blue Summit Interconnection, LLC (25%; Member)
 Harmony Florida Solar, LLC (100%; Sole Member)
 Ponderosa Wind, LLC (100%; Sole Member)
 Saint Solar, LLC (100%; Sole Member)
 Sanford Airport Solar, LLC (100%; Sole Member)
 Soldier Creek Wind, LLC (100%; Sole Member)
 Taylor Creek Solar, LLC (100%; Sole Member)
 NextEra Energy Partners Acquisitions, LLC (100%; Sole Member)
 Baldwin Wind, LLC (100%; Sole Member)
 Bayhawk Wind Portfolio, LLC (100%; Sole Member)
 Bayhawk Wind Holdings, LLC (100%; Sole Member)
 Bayhawk Wind, LLC (100%; Class A Member)
 Cedar Bluff Wind, LLC (100%; Sole Member)
 Golden Hills Wind, LLC (100%; Sole Member)
 Golden Hills Interconnection, LLC (67.6%; Managing Member)
 Breckinridge Wind, LLC (100%; Sole Member)
 Carousel Wind, LLC (100%; Sole Member)
 Cedar Bluff Wind Energy, LLC (100%; Sole Member)
 Coram Portfolio II, LLC (100%; Sole Member)
 Tusk Wind Holdings V, LLC (100%; Sole Member)
 RET Coram Tehachapi Wind GP, LLC (100%; Sole Member)
 Coram California Development, L.P. (0.01%; General Partner)
 RET Tehachapi Wind Development, LLC (100%; Sole Member)
 Coram California Development, L.P. (99.99%; Limited Partner)
 Coram Portfolio, LLC (100%; Sole Member)
 Tusk Wind Holdings IV, LLC (100%; Sole Member)
 Coram Energy LLC (100%; Sole Member)
 Coram Tehachapi, LLC (100%; Sole Member)
 HW CA Holdings, LLC (100%; Member)
 High Winds, LLC (100%; Sole Member)
 Javelina Wind Funding, LLC (100%; Sole Member)
 Javelina Wind Energy Holdings, LLC (100%; Sole Member)

Javelina Wind Energy, LLC (100%; Sole Member)
Javelina Interconnection, LLC (55%; Managing Member)
Kingman Wind I, LLC (100%; Sole Member)
Kingman Wind II, LLC (100%; Sole Member)
Mammoth Plains Wind Project Holdings, LLC (100%; Sole Member)
Mammoth Plains Wind Project, LLC (100%; Class B Member)
Mammoth Plains Wind Project, LLC (100%; Class A Member)
Mammoth Plains Wind, LLC (100%; Sole Member)
Meadowlark Wind, LLC (100%; Sole Member)
NEP Ninnescah Thermal Storage, LLC (100%; Sole Member)
NEP Nitro Renewables Holdings, LLC (100%; Sole Member)
NEP Renewables Holdings II, LLC (100%; Sole Member)
NEP Renewables II, LLC (100%; Managing Member)
Ashtabula Wind II, LLC (100%; Sole Member)
Ashtabula Wind III, LLC (100%; Sole Member)
FPL Energy Vansycle L.L.C. (100%; Sole Member)
Garden Wind, LLC (100%; Sole Member)
Perrin Ranch Wind, LLC (100%; Sole Member)
Rosmar Portfolio, LLC (100%; Sole Member)
Rosmar Holdings, LLC (100%; Member)
Marshall Solar, LLC (100%; Sole Member)
Roswell Solar, LLC (100%; Sole Member)
Roswell Solar Holdings, LLC (100%; Sole Member)
SSSS Holdings, LLC (100%; Sole Member)
Silver State South Solar, LLC (49.99%; Managing Member)
Silver State Solar Power South, LLC (100%; Sole Member)
Tuscola Bay Wind, LLC (100%; Sole Member)
White Oak Energy Holdings, LLC (100%; Sole Member)
White Oak Energy LLC (100%; Sole Member)
NEP Renewables Holdings III, LLC (100%; Sole Member)
NEP Renewables III, LLC (50%; Class B Member)
Star Moon Holdings, LLC (100%; Class A Member)
Moonlight Bay Class A Holdings, LLC (100%; Sole Member)
Moonlight Bay Renewables, LLC (100%; Class A Member)
Dodge Flat Solar, LLC (100%; Sole Member)
Elora Solar, LLC (100%; Sole Member)
Fish Springs Ranch Solar, LLC (100%; Sole Member)
Little Blue Wind Project, LLC (100%; Sole Member)
Minco Wind Energy III, LLC (100%; Sole Member)
Minco IV & V Interconnection, LLC (27.04%; Managing Member)
White Mesa Wind, LLC (100%; Sole Member)
Stargrass Class A Holdings, LLC (100%; Sole Member)
Stargrass, LLC (100%; Class A Member)
Borderlands Wind, LLC (100%; Sole Member)
Borderlands Wind Holdings, LLC (100%; Sole Member)
Cool Springs Solar, LLC (100%; Sole Member)
Ensign Wind Energy, LLC (100%; Sole Member)
Hubbard Wind, LLC (100%; Sole Member)
Irish Creek Wind, LLC (100%; Sole Member)
Quinebaug Solar, LLC (100%; Sole Member)
Quitman II Solar, LLC (100%; Sole Member)
NEP Renewables III, LLC (100%; Class A Member)
Star Moon Holdings, LLC (100%; Class A Member)
Moonlight Bay Class A Holdings, LLC (100%; Sole Member)
Moonlight Bay Renewables, LLC (100%; Class A Member)
Dodge Flat Solar, LLC (100%; Sole Member)
Elora Solar, LLC (100%; Sole Member)

Fish Springs Ranch Solar, LLC (100%; Sole Member)
Little Blue Wind Project, LLC (100%; Sole Member)
Minco Wind Energy III, LLC (100%; Sole Member)
Minco IV & V Interconnection, LLC (27.04%; Managing Member)
White Mesa Wind, LLC (100%; Sole Member)
Stargrass Class A Holdings, LLC (100%; Sole Member)
Stargrass, LLC (100%; Class A Member)
Borderlands Wind, LLC (100%; Sole Member)
Borderlands Wind Holdings, LLC (100%; Sole Member)
Cool Springs Solar, LLC (100%; Sole Member)
Ensign Wind Energy, LLC (100%; Sole Member)
Hubbard Wind, LLC (100%; Sole Member)
Irish Creek Wind, LLC (100%; Sole Member)
Quinebaug Solar, LLC (100%; Sole Member)
Quitman II Solar, LLC (100%; Sole Member)
NEP Renewables Holdings IV, LLC (100%; Sole Member)
NEP Renewables IV, LLC (100%; Class A Member)
Alta Wind Portfolio, LLC (100%; Sole Member)
Tusk Wind Holdings, LLC (100%; Sole Member)
Alta Wind VIII, LLC (100%; Sole Member)
Dogwood Wind Holdings, LLC (100%; Sole Member)
Dogwood Wind, LLC (100%; Class A Tax Equity Member)
Oliver Wind III, LLC (100%; Sole Member)
Osborn Wind Energy, LLC (100%; Sole Member)
Elk City Sholes Holdings, LLC (100%; Sole Member)
Elk City II Wind Funding, LLC (100%; Sole Member)
Southwest Wind, LLC (100%; Class A Tax Equity Member)
Elk City Renewables II, LLC (100%; Sole Member)
Sholes Wind Funding, LLC (100%; Sole Member)
Sholes Wind Class A Holdings, LLC (100%; Sole Member)
Sholes Wind, LLC (100%; Class A Member)
Emerald Breeze Holdings, LLC (100%; Class A Member)
Emerald Breeze Class A Holdings, LLC (100%; Sole Member)
Emerald Breeze, LLC (100%; Class A Member)
Appaloosa Run Wind, LLC (100%; Sole Member)
Eight Point Wind, LLC (100%; Sole Member)
Great Prairie Wind, LLC (100%; Sole Member)
Yellow Pine Solar, LLC (100%; Sole Member)
Yellow Pine Solar Interconnect, LLC (50%; Managing Member)
Golden West Wind Holdings, LLC (100%; Sole Member)
Golden West Power Partners, LLC (100%; Class A Tax Equity Member)
Nokota Wind Holdings, LLC (100%; Sole Member)
Nokota Wind, LLC (100%; Class A Tax Equity Member)
Brady Wind II, LLC (100%; Sole Member)
Brady Interconnection, LLC (50%; Member)
Brady Wind, LLC (100%; Sole Member)
Brady Interconnection, LLC (50%; Managing Member)
Sac County Wind Holdings, LLC (100%; Sole Member)
Sac County Wind Class A Holdings, LLC (100%; Class A Member)
Sac County Wind, LLC (100%; Class A Member)
NEP Renewables IV, LLC (31.2%; Class B Member)
Alta Wind Portfolio, LLC (100%; Sole Member)
Tusk Wind Holdings, LLC (100%; Sole Member)
Alta Wind VIII, LLC (100%; Sole Member)
Dogwood Wind Holdings, LLC (100%; Sole Member)
Dogwood Wind, LLC (100%; Class A Tax Equity Member)
Oliver Wind III, LLC (100%; Sole Member)

Osborn Wind Energy, LLC (100%; Sole Member)
 Elk City Sholes Holdings, LLC (100%; Sole Member)
 Elk City II Wind Funding, LLC (100%; Sole Member)
 Southwest Wind, LLC (100%; Class A Tax Equity Member)
 Elk City Renewables II, LLC (100%; Sole Member)
 Sholes Wind Funding, LLC (100%; Sole Member)
 Sholes Wind Class A Holdings, LLC (100%; Sole Member)
 Sholes Wind, LLC (100%; Class A Member)
 Emerald Breeze Holdings, LLC (100%; Class A Member)
 Emerald Breeze Class A Holdings, LLC (100%; Sole Member)
 Emerald Breeze, LLC (100%; Class A Member)
 Appaloosa Run Wind, LLC (100%; Sole Member)
 Eight Point Wind, LLC (100%; Sole Member)
 Great Prairie Wind, LLC (100%; Sole Member)
 Yellow Pine Solar, LLC (100%; Sole Member)
 Yellow Pine Solar Interconnect, LLC (50%; Managing Member)
 Golden West Wind Holdings, LLC (100%; Sole Member)
 Golden West Power Partners, LLC (100%; Class A Tax Equity Member)
 Nokota Wind Holdings, LLC (100%; Sole Member)
 Nokota Wind, LLC (100%; Class A Tax Equity Member)
 Brady Wind II, LLC (100%; Sole Member)
 Brady Interconnection, LLC (50%; Member)
 Brady Wind, LLC (100%; Sole Member)
 Brady Interconnection, LLC (50%; Managing Member)
 Sac County Wind Holdings, LLC (100%; Sole Member)
 Sac County Wind Class A Holdings, LLC (100%; Class A Member)
 Sac County Wind, LLC (100%; Class A Member)
 NEP Renewables Holdings, LLC (100%; Sole Member)
 NEP Renewables, LLC (100%; Sole Member)
 Breckinridge Wind Class A Holdings, LLC (100%; Sole Member)
 Breckinridge Wind Project, LLC (100%; Class A Tax Equity Member)
 Carousel Wind Holdings, LLC (100%; Sole Member)
 Carousel Wind Farm, LLC (100%; Class A Tax Equity Member)
 Monarch Wind Holdings, LLC (100%; Sole Member)
 Monarch Wind, LLC (100%; Class A Tax Equity Member)
 Javelina Wind Holdings II, LLC (100%; Sole Member)
 Javelina Wind Energy II, LLC (100%; Sole Member)
 Javelina Interconnection, LLC (45%; Member)
 Rush Springs Wind Energy, LLC (100%; Sole Member)
 Mountain View Solar Holdings, LLC (100%; Sole Member)
 Mountain View Solar, LLC (100%; Sole Member)
 Pacific Plains Wind Class A Holdings, LLC (100%; Sole Member)
 Pacific Plains Wind, LLC (100%; Class A Tax Equity Member)
 Cottonwood Wind Project Holdings, LLC (100%; Sole Member)
 Cottonwood Wind Project, LLC (100%; Sole Member)
 Golden Hills North Wind, LLC (100%; Sole Member)
 Golden Hills Interconnection, LLC (32.4%; Member)
 NextEra Energy Bluff Point, LLC (100%; Sole Member)
 NextEra Desert Sunlight Holdings, LLC (99.8%; Member)
 Desert Sunlight Investment Holdings, LLC (50%; Managing Member)
 Desert Sunlight Holdings, LLC (100%; Sole Member)
 Desert Sunlight 250, LLC (100%; Sole Member)
 Desert Sunlight 300, LLC (100%; Sole Member)
 Ninnescah Wind Renewables, LLC (100%; Sole Member)
 Nutmeg Solar Holdings, LLC (33.3%; Member)
 Nutmeg Solar, LLC (100%; Sole Member)
 Palo Duro Wind, LLC (100%; Sole Member)

Palomino Wind Holdings, LLC (100%; Sole Member)
 Palomino Wind, LLC (100%; Class A Tax Equity Member)
 Kingman Wind Energy I, LLC (100%; Sole Member)
 Kingman Wind Energy II, LLC (100%; Sole Member)
 Prairie View Wind Holdings, LLC (100%; Sole Member)
 Ninnescah Wind Energy LLC (100%; Sole Member)
 Seiling Wind Energy II, LLC (100%; Sole Member)
 Seiling Wind Investments, LLC (100%; Sole Member)
 Seiling Wind Holdings, LLC (100%; Sole Member)
 Seiling Wind Portfolio, LLC (100%; Class A Tax Equity Member)
 Seiling Wind II, LLC (100%; Sole Member)
 Seiling Wind Interconnection Services, LLC (33%; Member)
 Seiling Wind, LLC (100%; Sole Member)
 Seiling Wind Interconnection Services, LLC (67%; Managing Member)
 Shaw Creek Solar Holdings, LLC (33.3%; Member)
 Shaw Creek Solar, LLC (100%; Sole Member)
 Solar Holdings Portfolio 12, LLC (100%; Class C Member)
 DG Portfolio 2019 Funding, LLC (100%; Sole Member)
 DG Portfolio 2019 Holdings, LLC (100%; Sole Member)
 DG Portfolio 2019, LLC (100%; Sole Member)
 DG Amaze, LLC (100%; Sole Member)
 DG California Solar, LLC (100%; Sole Member)
 DG Colorado Solar, LLC (100%; Sole Member)
 DG LF Solar, LLC (100%; Sole Member)
 DG Minnesota CSG 1, LLC (100%; Sole Member)
 DG Minnesota CSG, LLC (100%; Sole Member)
 DG New Jersey Solar, LLC (100%; Sole Member)
 DG New York Solar, LLC (100%; Sole Member)
 DG Northeast Solar, LLC (100%; Sole Member)
 DG SUNY Solar 1, LLC (100%; Sole Member)
 DG Southwest Solar Portfolio 2019, LLC (100%; Sole Member)
 HL Solar LLC (100%; Sole Member)
 DG Waipio, LLC (100%; Sole Member)
 Pacific Energy Solutions LLC (100%; Sole Member)
 W2 Solar Holdings, LLC (100%; Sole Member)
 Sierra Solar Funding, LLC (100%; Sole Member)
 Sierra Solar Holdings, LLC (100%; Sole Member)
 Westside Solar, LLC (100%; Sole Member)
 Whitney Point Solar, LLC (100%; Sole Member)
 Southwest Solar Holdings, LLC (100%; Sole Member)
 Hatch Solar Energy Center I LLC (100%; Sole Member)
 Sunlight Renewables Holdings, LLC (100%; Class A Member)
 Sunlight Renewables Class A Holdings, LLC (100%; Sole Member)
 Sunlight Renewables, LLC (100%; Class A Member)
 Sunlight Storage, LLC (100%; Sole Member)
 VMCLR Holdings, LLC (100%; Sole Member)
 Indigo Plains Solar Class B Holdings, LLC (100%; Sole Member)
 Indigo Plains Solar, LLC (100%; Class B Tax Equity Member)
 Chaves County Solar, LLC (100%; Sole Member)
 Chaves County Solar Holdings, LLC (100%; Sole Member)
 Live Oak Solar, LLC (100%; Sole Member)
 River Bend Solar, LLC (100%; Sole Member)
 Indigo Plains Solar Funding, LLC (100%; Sole Member)
 Indigo Plains Solar Holdings, LLC (100%; Sole Member)
 Indigo Plains Solar, LLC (100%; Class A Tax Equity Member)
 Chaves County Solar, LLC (100%; Sole Member)

Chaves County Solar Holdings, LLC (100%; Sole Member)
Live Oak Solar, LLC (100%; Sole Member)
River Bend Solar, LLC (100%; Sole Member)
Whiptail-Montezuma Funding, LLC (100%; Sole Member)
Whiptail-Montezuma Holdings, LLC (100%; Sole Member)
Montezuma Wind Holdings II, LLC (100%; Sole Member)
NextEra Energy Montezuma II Wind, LLC (100%; Sole Member)
Southwest Wind Class A Holdings, LLC (100%; Class A Member)
Whiptail Wind, LLC (100%; Class A Tax Equity Member)
Casa Mesa Wind, LLC (100%; Sole Member)
Casa Mesa Wind Investments, LLC (100%; Sole Member)
Langdon Renewables, LLC (100%; Sole Member)
New Mexico Wind, LLC (100%; Sole Member)
Pacific Power Investments, LLC (100%; Sole Member)
Southwest Wind Class A Holdings, LLC (100%; Class B Member)
Whiptail Wind, LLC (100%; Class A Tax Equity Member)
Casa Mesa Wind, LLC (100%; Sole Member)
Casa Mesa Wind Investments, LLC (100%; Sole Member)
Langdon Renewables, LLC (100%; Sole Member)
New Mexico Wind, LLC (100%; Sole Member)
Pacific Power Investments, LLC (100%; Sole Member)
Windstar Portfolio, LLC (100%; Sole Member)
Tusk Wind Holdings II, LLC (100%; Sole Member)
Windstar Energy, LLC (100%; Sole Member)
NextEra Energy Partners Constructors, LLC (100%; Sole Member)
NextEra Energy Partners Solar Acquisitions, LLC (100%; Sole Member)
Adelanto CA II, LLC (100%; Sole Member)
Adelanto Solar Funding, LLC (50.01%; Member)
Adelanto Solar Holdings, LLC (100%; Sole Member)
Adelanto Solar II, LLC (100%; Sole Member)
Adelanto Solar, LLC (100%; Sole Member)
McCoy CA II, LLC (100%; Sole Member)
McCoy Solar Holdings, LLC (50.01%; Member)
McCoy Solar Funding, LLC (100%; Sole Member)
McCoy Solar, LLC (100%; Sole Member)
NextEra Desert Center Blythe, LLC (50%; Member)
NextEra Energy Partners Ventures, LLC (100%; Sole Member)
NET Holdings Management, LLC (100%; Sole Member)
NextEra Energy Partners Pipelines Holdings, LLC (100%; Sole Member)
NextEra Energy Partners Pipelines, LLC (100%; Class A Member)
Meade Pipeline Investment Holdings, LLC (100%; Sole Member)
Meade Pipeline Investment, LLC (100%; Sole Member)
Meade Pipeline Co LLC (75%; Managing Member)
Redwood Meade Pipeline, LLC (100%; Sole Member)
Redwood Midstream, LLC (90%; Managing Member)
Redwood Meade Midstream MPC, LLC (100%; Sole Member)
Meade Pipeline Co LLC (15%; Member)
River Road Interests LLC (100%; Sole Member)
Meade Pipeline Co LLC (10%; Member)
Redwood Midstream, LLC (10%; Member)
Redwood Meade Midstream MPC, LLC (100%; Sole Member)
Meade Pipeline Co LLC (15%; Member)
River Road Interests LLC (100%; Sole Member)
Meade Pipeline Co LLC (10%; Member)
South Texas Midstream Holdings, LLC (100%; Sole Member)
South Texas Midstream, LLC (100%; Class A Member)
South Texas Midstream, LLC (100%; Class B Member)

Northern Colorado Wind Energy, LLC (100%; Sole Member)
Palo Duro Wind Portfolio, LLC (100%; Sole Member)
Palo Duro Wind Project Holdings, LLC (100%; Sole Member)
Palo Duro Wind Energy, LLC (100%; Sole Member)
Palo Duro Wind Interconnection Services, LLC (88%; Managing Member)
Shafter Solar Portfolio, LLC (100%; Sole Member)
Shafter Solar Holdings, LLC (100%; Sole Member)
Shafter Solar, LLC (100%; Sole Member)
Tusk Wind Holdings III, LLC (100%; Sole Member)
Granite Reliable Power, LLC (100%; Sole Member)
NextEra Energy Operating Partners, LP (48.636%; Limited Partner)
NextEra Energy US Partners Holdings, LLC (100%; Sole Member)
Dissolution Solutions (NEP), LLC (100%; Sole Member)
Genesis Purchaser Holdings, LLC (100%; Sole Member)
Genesis Purchaser, LLC (100%; Sole Member)
Genesis Solar Funding Holdings, LLC (100%; Sole Member)
Genesis Solar Funding, LLC (100%; Sole Member)
Genesis Solar Holdings, LLC (100%; Class A Tax Equity Member)
Elk City Wind, LLC (100%; Sole Member)
Genesis Solar, LLC (100%; Sole Member)
NextEra Desert Center Blythe, LLC (50%; Member)
Golden Plains Class A Holdings, LLC (100%; Sole Member)
Golden Plains, LLC (100%; Class A Member)
Baldwin Wind Energy, LLC (100%; Sole Member)
Northern Colorado Wind Energy Center II, LLC (100%; Sole Member)
Northern Colorado Interconnect, LLC (12.9%; Member)
Northern Colorado Wind Energy Center, LLC (100%; Sole Member)
Northern Colorado Interconnect, LLC (87.1%; Managing Member)
Wilmot Energy Center, LLC (100%; Sole Member)
Pine Brooke Class A Holdings, LLC (40%; Member)
Pine Brooke, LLC (100%; Class A Tax Equity Member)
Blue Summit III Wind, LLC (100%; Sole Member)
Blue Summit Interconnection, LLC (25%; Member)
Harmony Florida Solar, LLC (100%; Sole Member)
Ponderosa Wind, LLC (100%; Sole Member)
Saint Solar, LLC (100%; Sole Member)
Sanford Airport Solar, LLC (100%; Sole Member)
Soldier Creek Wind, LLC (100%; Sole Member)
Taylor Creek Solar, LLC (100%; Sole Member)
NextEra Energy Partners Acquisitions, LLC (100%; Sole Member)
Baldwin Wind, LLC (100%; Sole Member)
Bayhawk Wind Portfolio, LLC (100%; Sole Member)
Bayhawk Wind Holdings, LLC (100%; Sole Member)
Bayhawk Wind, LLC (100%; Class A Member)
Cedar Bluff Wind, LLC (100%; Sole Member)
Golden Hills Wind, LLC (100%; Sole Member)
Golden Hills Interconnection, LLC (67.6%; Managing Member)
Breckinridge Wind, LLC (100%; Sole Member)
Carousel Wind, LLC (100%; Sole Member)
Cedar Bluff Wind Energy, LLC (100%; Sole Member)
Coram Portfolio II, LLC (100%; Sole Member)
Tusk Wind Holdings V, LLC (100%; Sole Member)
RET Coram Tehachapi Wind GP, LLC (100%; Sole Member)
Coram California Development, L.P. (0.01%; General Partner)
RET Tehachapi Wind Development, LLC (100%; Sole Member)
Coram California Development, L.P. (99.99%; Limited Partner)

Coram Portfolio, LLC (100%; Sole Member)
 Tusk Wind Holdings IV, LLC (100%; Sole Member)
 Coram Energy LLC (100%; Sole Member)
 Coram Tehachapi, LLC (100%; Sole Member)
 HW CA Holdings, LLC (100%; Member)
 High Winds, LLC (100%; Sole Member)
 Javelina Wind Funding, LLC (100%; Sole Member)
 Javelina Wind Energy Holdings, LLC (100%; Sole Member)
 Javelina Wind Energy, LLC (100%; Sole Member)
 Javelina Interconnection, LLC (55%; Managing Member)
 Kingman Wind I, LLC (100%; Sole Member)
 Kingman Wind II, LLC (100%; Sole Member)
 Mammoth Plains Wind Project Holdings, LLC (100%; Sole Member)
 Mammoth Plains Wind Project, LLC (100%; Class B Member)
 Mammoth Plains Wind Project, LLC (100%; Class A Member)
 Mammoth Plains Wind, LLC (100%; Sole Member)
 Meadowlark Wind, LLC (100%; Sole Member)
 NEP Ninnescah Thermal Storage, LLC (100%; Sole Member)
 NEP Nitro Renewables Holdings, LLC (100%; Sole Member)
 NEP Renewables Holdings II, LLC (100%; Sole Member)
 NEP Renewables II, LLC (100%; Managing Member)
 Ashtabula Wind II, LLC (100%; Sole Member)
 Ashtabula Wind III, LLC (100%; Sole Member)
 FPL Energy Vansycle L.L.C. (100%; Sole Member)
 Garden Wind, LLC (100%; Sole Member)
 Perrin Ranch Wind, LLC (100%; Sole Member)
 Rosmar Portfolio, LLC (100%; Sole Member)
 Rosmar Holdings, LLC (100%; Member)
 Marshall Solar, LLC (100%; Sole Member)
 Roswell Solar, LLC (100%; Sole Member)
 Roswell Solar Holdings, LLC (100%; Sole Member)
 SSSS Holdings, LLC (100%; Sole Member)
 Silver State South Solar, LLC (49.99%; Managing Member)
 Silver State Solar Power South, LLC (100%; Sole Member)
 Tuscola Bay Wind, LLC (100%; Sole Member)
 White Oak Energy Holdings, LLC (100%; Sole Member)
 White Oak Energy LLC (100%; Sole Member)
 NEP Renewables Holdings III, LLC (100%; Sole Member)
 NEP Renewables III, LLC (50%; Class B Member)
 Star Moon Holdings, LLC (100%; Class A Member)
 Moonlight Bay Class A Holdings, LLC (100%; Sole Member)
 Moonlight Bay Renewables, LLC (100%; Class A Member)
 Dodge Flat Solar, LLC (100%; Sole Member)
 Elora Solar, LLC (100%; Sole Member)
 Fish Springs Ranch Solar, LLC (100%; Sole Member)
 Little Blue Wind Project, LLC (100%; Sole Member)
 Minco Wind Energy III, LLC (100%; Sole Member)
 Minco IV & V Interconnection, LLC (27.04%; Managing Member)
 White Mesa Wind, LLC (100%; Sole Member)
 Stargrass Class A Holdings, LLC (100%; Sole Member)
 Stargrass, LLC (100%; Class A Member)
 Borderlands Wind, LLC (100%; Sole Member)
 Borderlands Wind Holdings, LLC (100%; Sole Member)
 Cool Springs Solar, LLC (100%; Sole Member)
 Ensign Wind Energy, LLC (100%; Sole Member)
 Hubbard Wind, LLC (100%; Sole Member)
 Irish Creek Wind, LLC (100%; Sole Member)

Quinebaug Solar, LLC (100%; Sole Member)
Quitman II Solar, LLC (100%; Sole Member)
NEP Renewables III, LLC (100%; Class A Member)
Star Moon Holdings, LLC (100%; Class A Member)
Moonlight Bay Class A Holdings, LLC (100%; Sole Member)
Moonlight Bay Renewables, LLC (100%; Class A Member)
Dodge Flat Solar, LLC (100%; Sole Member)
Elora Solar, LLC (100%; Sole Member)
Fish Springs Ranch Solar, LLC (100%; Sole Member)
Little Blue Wind Project, LLC (100%; Sole Member)
Minco Wind Energy III, LLC (100%; Sole Member)
Minco IV & V Interconnection, LLC (27.04%; Managing Member)
White Mesa Wind, LLC (100%; Sole Member)
Stargrass Class A Holdings, LLC (100%; Sole Member)
Stargrass, LLC (100%; Class A Member)
Borderlands Wind, LLC (100%; Sole Member)
Borderlands Wind Holdings, LLC (100%; Sole Member)
Cool Springs Solar, LLC (100%; Sole Member)
Ensign Wind Energy, LLC (100%; Sole Member)
Hubbard Wind, LLC (100%; Sole Member)
Irish Creek Wind, LLC (100%; Sole Member)
Quinebaug Solar, LLC (100%; Sole Member)
Quitman II Solar, LLC (100%; Sole Member)
NEP Renewables Holdings IV, LLC (100%; Sole Member)
NEP Renewables IV, LLC (100%; Class A Member)
Alta Wind Portfolio, LLC (100%; Sole Member)
Tusk Wind Holdings, LLC (100%; Sole Member)
Alta Wind VIII, LLC (100%; Sole Member)
Dogwood Wind Holdings, LLC (100%; Sole Member)
Dogwood Wind, LLC (100%; Class A Tax Equity Member)
Oliver Wind III, LLC (100%; Sole Member)
Osborn Wind Energy, LLC (100%; Sole Member)
Elk City Sholes Holdings, LLC (100%; Sole Member)
Elk City II Wind Funding, LLC (100%; Sole Member)
Southwest Wind, LLC (100%; Class A Tax Equity Member)
Elk City Renewables II, LLC (100%; Sole Member)
Sholes Wind Funding, LLC (100%; Sole Member)
Sholes Wind Class A Holdings, LLC (100%; Sole Member)
Sholes Wind, LLC (100%; Class A Member)
Emerald Breeze Holdings, LLC (100%; Class A Member)
Emerald Breeze Class A Holdings, LLC (100%; Sole Member)
Emerald Breeze, LLC (100%; Class A Member)
Appaloosa Run Wind, LLC (100%; Sole Member)
Eight Point Wind, LLC (100%; Sole Member)
Great Prairie Wind, LLC (100%; Sole Member)
Yellow Pine Solar, LLC (100%; Sole Member)
Yellow Pine Solar Interconnect, LLC (50%; Managing Member)
Golden West Wind Holdings, LLC (100%; Sole Member)
Golden West Power Partners, LLC (100%; Class A Tax Equity Member)
Nokota Wind Holdings, LLC (100%; Sole Member)
Nokota Wind, LLC (100%; Class A Tax Equity Member)
Brady Wind II, LLC (100%; Sole Member)
Brady Interconnection, LLC (50%; Member)
Brady Wind, LLC (100%; Sole Member)
Brady Interconnection, LLC (50%; Managing Member)
Sac County Wind Holdings, LLC (100%; Sole Member)
Sac County Wind Class A Holdings, LLC (100%; Class A Member)

Sac County Wind, LLC (100%; Class A Member)
NEP Renewables IV, LLC (31.2%; Class B Member)
Alta Wind Portfolio, LLC (100%; Sole Member)
Tusk Wind Holdings, LLC (100%; Sole Member)
Alta Wind VIII, LLC (100%; Sole Member)
Dogwood Wind Holdings, LLC (100%; Sole Member)
Dogwood Wind, LLC (100%; Class A Tax Equity Member)
Oliver Wind III, LLC (100%; Sole Member)
Osborn Wind Energy, LLC (100%; Sole Member)
Elk City Sholes Holdings, LLC (100%; Sole Member)
Elk City II Wind Funding, LLC (100%; Sole Member)
Southwest Wind, LLC (100%; Class A Tax Equity Member)
Elk City Renewables II, LLC (100%; Sole Member)
Sholes Wind Funding, LLC (100%; Sole Member)
Sholes Wind Class A Holdings, LLC (100%; Sole Member)
Sholes Wind, LLC (100%; Class A Member)
Emerald Breeze Holdings, LLC (100%; Class A Member)
Emerald Breeze Class A Holdings, LLC (100%; Sole Member)
Emerald Breeze, LLC (100%; Class A Member)
Appaloosa Run Wind, LLC (100%; Sole Member)
Eight Point Wind, LLC (100%; Sole Member)
Great Prairie Wind, LLC (100%; Sole Member)
Yellow Pine Solar, LLC (100%; Sole Member)
Yellow Pine Solar Interconnect, LLC (50%; Managing Member)
Golden West Wind Holdings, LLC (100%; Sole Member)
Golden West Power Partners, LLC (100%; Class A Tax Equity Member)
Nokota Wind Holdings, LLC (100%; Sole Member)
Nokota Wind, LLC (100%; Class A Tax Equity Member)
Brady Wind II, LLC (100%; Sole Member)
Brady Interconnection, LLC (50%; Member)
Brady Wind, LLC (100%; Sole Member)
Brady Interconnection, LLC (50%; Managing Member)
Sac County Wind Holdings, LLC (100%; Sole Member)
Sac County Wind Class A Holdings, LLC (100%; Class A Member)
Sac County Wind, LLC (100%; Class A Member)
NEP Renewables Holdings, LLC (100%; Sole Member)
NEP Renewables, LLC (100%; Sole Member)
Breckinridge Wind Class A Holdings, LLC (100%; Sole Member)
Breckinridge Wind Project, LLC (100%; Class A Tax Equity Member)
Carousel Wind Holdings, LLC (100%; Sole Member)
Carousel Wind Farm, LLC (100%; Class A Tax Equity Member)
Monarch Wind Holdings, LLC (100%; Sole Member)
Monarch Wind, LLC (100%; Class A Tax Equity Member)
Javelina Wind Holdings II, LLC (100%; Sole Member)
Javelina Wind Energy II, LLC (100%; Sole Member)
Javelina Interconnection, LLC (45%; Member)
Rush Springs Wind Energy, LLC (100%; Sole Member)
Mountain View Solar Holdings, LLC (100%; Sole Member)
Mountain View Solar, LLC (100%; Sole Member)
Pacific Plains Wind Class A Holdings, LLC (100%; Sole Member)
Pacific Plains Wind, LLC (100%; Class A Tax Equity Member)
Cottonwood Wind Project Holdings, LLC (100%; Sole Member)
Cottonwood Wind Project, LLC (100%; Sole Member)
Golden Hills North Wind, LLC (100%; Sole Member)
Golden Hills Interconnection, LLC (32.4%; Member)
NextEra Energy Bluff Point, LLC (100%; Sole Member)
NextEra Desert Sunlight Holdings, LLC (99.8%; Member)

Desert Sunlight Investment Holdings, LLC (50%; Managing Member)
Desert Sunlight Holdings, LLC (100%; Sole Member)
Desert Sunlight 250, LLC (100%; Sole Member)
Desert Sunlight 300, LLC (100%; Sole Member)
Ninnescah Wind Renewables, LLC (100%; Sole Member)
Nutmeg Solar Holdings, LLC (33.3%; Member)
Nutmeg Solar, LLC (100%; Sole Member)
Palo Duro Wind, LLC (100%; Sole Member)
Palomino Wind Holdings, LLC (100%; Sole Member)
Palomino Wind, LLC (100%; Class A Tax Equity Member)
Kingman Wind Energy I, LLC (100%; Sole Member)
Kingman Wind Energy II, LLC (100%; Sole Member)
Prairie View Wind Holdings, LLC (100%; Sole Member)
Ninnescah Wind Energy LLC (100%; Sole Member)
Seiling Wind Energy II, LLC (100%; Sole Member)
Seiling Wind Investments, LLC (100%; Sole Member)
Seiling Wind Holdings, LLC (100%; Sole Member)
Seiling Wind Portfolio, LLC (100%; Class A Tax Equity Member)
Seiling Wind II, LLC (100%; Sole Member)
Seiling Wind Interconnection Services, LLC (33%; Member)
Seiling Wind, LLC (100%; Sole Member)
Seiling Wind Interconnection Services, LLC (67%; Managing Member)
Shaw Creek Solar Holdings, LLC (33.3%; Member)
Shaw Creek Solar, LLC (100%; Sole Member)
Solar Holdings Portfolio 12, LLC (100%; Class C Member)
DG Portfolio 2019 Funding, LLC (100%; Sole Member)
DG Portfolio 2019 Holdings, LLC (100%; Sole Member)
DG Portfolio 2019, LLC (100%; Sole Member)
DG Amaze, LLC (100%; Sole Member)
DG California Solar, LLC (100%; Sole Member)
DG Colorado Solar, LLC (100%; Sole Member)
DG LF Solar, LLC (100%; Sole Member)
DG Minnesota CSG 1, LLC (100%; Sole Member)
DG Minnesota CSG, LLC (100%; Sole Member)
DG New Jersey Solar, LLC (100%; Sole Member)
DG New York Solar, LLC (100%; Sole Member)
DG Northeast Solar, LLC (100%; Sole Member)
DG SUNY Solar 1, LLC (100%; Sole Member)
DG Southwest Solar Portfolio 2019, LLC (100%; Sole Member)
HL Solar LLC (100%; Sole Member)
DG Waipio, LLC (100%; Sole Member)
Pacific Energy Solutions LLC (100%; Sole Member)
W2 Solar Holdings, LLC (100%; Sole Member)
Sierra Solar Funding, LLC (100%; Sole Member)
Sierra Solar Holdings, LLC (100%; Sole Member)
Westside Solar, LLC (100%; Sole Member)
Whitney Point Solar, LLC (100%; Sole Member)
Southwest Solar Holdings, LLC (100%; Sole Member)
Hatch Solar Energy Center I LLC (100%; Sole Member)
Sunlight Renewables Holdings, LLC (100%; Class A Member)
Sunlight Renewables Class A Holdings, LLC (100%; Sole Member)
Sunlight Renewables, LLC (100%; Class A Member)
Sunlight Storage, LLC (100%; Sole Member)
VMCLR Holdings, LLC (100%; Sole Member)
Indigo Plains Solar Class B Holdings, LLC (100%; Sole Member)
Indigo Plains Solar, LLC (100%; Class B Tax Equity Member)
Chaves County Solar, LLC (100%; Sole Member)

Chaves County Solar Holdings, LLC (100%; Sole Member)
 Live Oak Solar, LLC (100%; Sole Member)
 River Bend Solar, LLC (100%; Sole Member)
 Indigo Plains Solar Funding, LLC (100%; Sole Member)
 Indigo Plains Solar Holdings, LLC (100%; Sole Member)
 Indigo Plains Solar, LLC (100%; Class A Tax Equity Member)
 Chaves County Solar, LLC (100%; Sole Member)
 Chaves County Solar Holdings, LLC (100%; Sole Member)
 Live Oak Solar, LLC (100%; Sole Member)
 River Bend Solar, LLC (100%; Sole Member)
 Whiptail-Montezuma Funding, LLC (100%; Sole Member)
 Whiptail-Montezuma Holdings, LLC (100%; Sole Member)
 Montezuma Wind Holdings II, LLC (100%; Sole Member)
 NextEra Energy Montezuma II Wind, LLC (100%; Sole Member)
 Southwest Wind Class A Holdings, LLC (100%; Class A Member)
 Whiptail Wind, LLC (100%; Class A Tax Equity Member)
 Casa Mesa Wind, LLC (100%; Sole Member)
 Casa Mesa Wind Investments, LLC (100%; Sole Member)
 Langdon Renewables, LLC (100%; Sole Member)
 New Mexico Wind, LLC (100%; Sole Member)
 Pacific Power Investments, LLC (100%; Sole Member)
 Southwest Wind Class A Holdings, LLC (100%; Class B Member)
 Whiptail Wind, LLC (100%; Class A Tax Equity Member)
 Casa Mesa Wind, LLC (100%; Sole Member)
 Casa Mesa Wind Investments, LLC (100%; Sole Member)
 Langdon Renewables, LLC (100%; Sole Member)
 New Mexico Wind, LLC (100%; Sole Member)
 Pacific Power Investments, LLC (100%; Sole Member)
 Windstar Portfolio, LLC (100%; Sole Member)
 Tusk Wind Holdings II, LLC (100%; Sole Member)
 Windstar Energy, LLC (100%; Sole Member)
 NextEra Energy Partners Constructors, LLC (100%; Sole Member)
 NextEra Energy Partners Solar Acquisitions, LLC (100%; Sole Member)
 Adelanto CA II, LLC (100%; Sole Member)
 Adelanto Solar Funding, LLC (50.01%; Member)
 Adelanto Solar Holdings, LLC (100%; Sole Member)
 Adelanto Solar II, LLC (100%; Sole Member)
 Adelanto Solar, LLC (100%; Sole Member)
 McCoy CA II, LLC (100%; Sole Member)
 McCoy Solar Holdings, LLC (50.01%; Member)
 McCoy Solar Funding, LLC (100%; Sole Member)
 McCoy Solar, LLC (100%; Sole Member)
 NextEra Desert Center Blythe, LLC (50%; Member)
 NextEra Energy Partners Ventures, LLC (100%; Sole Member)
 NET Holdings Management, LLC (100%; Sole Member)
 NextEra Energy Partners Pipelines Holdings, LLC (100%; Sole Member)
 NextEra Energy Partners Pipelines, LLC (100%; Class A Member)
 Meade Pipeline Investment Holdings, LLC (100%; Sole Member)
 Meade Pipeline Investment, LLC (100%; Sole Member)
 Meade Pipeline Co LLC (75%; Managing Member)
 Redwood Meade Pipeline, LLC (100%; Sole Member)
 Redwood Midstream, LLC (90%; Managing Member)
 Redwood Meade Midstream MPC, LLC (100%; Sole Member)
 Meade Pipeline Co LLC (15%; Member)
 River Road Interests LLC (100%; Sole Member)
 Meade Pipeline Co LLC (10%; Member)
 Redwood Midstream, LLC (10%; Member)

Redwood Meade Midstream MPC, LLC (100%; Sole Member)
Meade Pipeline Co LLC (15%; Member)
River Road Interests LLC (100%; Sole Member)
Meade Pipeline Co LLC (10%; Member)
South Texas Midstream Holdings, LLC (100%; Sole Member)
South Texas Midstream, LLC (100%; Class A Member)
South Texas Midstream, LLC (100%; Class B Member)
Northern Colorado Wind Energy, LLC (100%; Sole Member)
Palo Duro Wind Portfolio, LLC (100%; Sole Member)
Palo Duro Wind Project Holdings, LLC (100%; Sole Member)
Palo Duro Wind Energy, LLC (100%; Sole Member)
Palo Duro Wind Interconnection Services, LLC (88%; Managing Member)
Shafter Solar Portfolio, LLC (100%; Sole Member)
Shafter Solar Holdings, LLC (100%; Sole Member)
Shafter Solar, LLC (100%; Sole Member)
Tusk Wind Holdings III, LLC (100%; Sole Member)
Granite Reliable Power, LLC (100%; Sole Member)
NextEra Energy Management Partners, LP (100%; Limited Partner)
NextEra Energy Partners GP, Inc. (100%; Shareholder)
NextEra Energy Partners, LP (0.0001%; General Partner)
NextEra Energy Operating Partners GP, LLC (100%; Sole Member)
NextEra Energy Operating Partners, LP (100%; General Partner)
NextEra Energy US Partners Holdings, LLC (100%; Sole Member)
Dissolution Solutions (NEP), LLC (100%; Sole Member)
Genesis Purchaser Holdings, LLC (100%; Sole Member)
Genesis Purchaser, LLC (100%; Sole Member)
Genesis Solar Funding Holdings, LLC (100%; Sole Member)
Genesis Solar Funding, LLC (100%; Sole Member)
Genesis Solar Holdings, LLC (100%; Class A Tax Equity Member)
Elk City Wind, LLC (100%; Sole Member)
Genesis Solar, LLC (100%; Sole Member)
NextEra Desert Center Blythe, LLC (50%; Member)
Golden Plains Class A Holdings, LLC (100%; Sole Member)
Golden Plains, LLC (100%; Class A Member)
Baldwin Wind Energy, LLC (100%; Sole Member)
Northern Colorado Wind Energy Center II, LLC (100%; Sole Member)
Northern Colorado Interconnect, LLC (12.9%; Member)
Northern Colorado Wind Energy Center, LLC (100%; Sole Member)
Northern Colorado Interconnect, LLC (87.1%; Managing Member)
Wilnot Energy Center, LLC (100%; Sole Member)
Pine Brooke Class A Holdings, LLC (40%; Member)
Pine Brooke, LLC (100%; Class A Tax Equity Member)
Blue Summit III Wind, LLC (100%; Sole Member)
Blue Summit Interconnection, LLC (25%; Member)
Harmony Florida Solar, LLC (100%; Sole Member)
Ponderosa Wind, LLC (100%; Sole Member)
Saint Solar, LLC (100%; Sole Member)
Sanford Airport Solar, LLC (100%; Sole Member)
Soldier Creek Wind, LLC (100%; Sole Member)
Taylor Creek Solar, LLC (100%; Sole Member)
NextEra Energy Partners Acquisitions, LLC (100%; Sole Member)
Baldwin Wind, LLC (100%; Sole Member)
Bayhawk Wind Portfolio, LLC (100%; Sole Member)
Bayhawk Wind Holdings, LLC (100%; Sole Member)
Bayhawk Wind, LLC (100%; Class A Member)
Cedar Bluff Wind, LLC (100%; Sole Member)

Golden Hills Wind, LLC (100%; Sole Member)
Golden Hills Interconnection, LLC (67.6%; Managing Member)
Breckinridge Wind, LLC (100%; Sole Member)
Carousel Wind, LLC (100%; Sole Member)
Cedar Bluff Wind Energy, LLC (100%; Sole Member)
Coram Portfolio II, LLC (100%; Sole Member)
Tusk Wind Holdings V, LLC (100%; Sole Member)
RET Coram Tehachapi Wind GP, LLC (100%; Sole Member)
Coram California Development, L.P. (0.01%; General Partner)
RET Tehachapi Wind Development, LLC (100%; Sole Member)
Coram California Development, L.P. (99.99%; Limited Partner)
Coram Portfolio, LLC (100%; Sole Member)
Tusk Wind Holdings IV, LLC (100%; Sole Member)
Coram Energy LLC (100%; Sole Member)
Coram Tehachapi, LLC (100%; Sole Member)
HW CA Holdings, LLC (100%; Member)
High Winds, LLC (100%; Sole Member)
Javelina Wind Funding, LLC (100%; Sole Member)
Javelina Wind Energy Holdings, LLC (100%; Sole Member)
Javelina Wind Energy, LLC (100%; Sole Member)
Javelina Interconnection, LLC (55%; Managing Member)
Kingman Wind I, LLC (100%; Sole Member)
Kingman Wind II, LLC (100%; Sole Member)
Mammoth Plains Wind Project Holdings, LLC (100%; Sole Member)
Mammoth Plains Wind Project, LLC (100%; Class B Member)
Mammoth Plains Wind Project, LLC (100%; Class A Member)
Mammoth Plains Wind, LLC (100%; Sole Member)
Meadowlark Wind, LLC (100%; Sole Member)
NEP Ninnescah Thermal Storage, LLC (100%; Sole Member)
NEP Nitro Renewables Holdings, LLC (100%; Sole Member)
NEP Renewables Holdings II, LLC (100%; Sole Member)
NEP Renewables II, LLC (100%; Managing Member)
Ashtabula Wind II, LLC (100%; Sole Member)
Ashtabula Wind III, LLC (100%; Sole Member)
FPL Energy Vansycle L.L.C. (100%; Sole Member)
Garden Wind, LLC (100%; Sole Member)
Perrin Ranch Wind, LLC (100%; Sole Member)
Rosmar Portfolio, LLC (100%; Sole Member)
Rosmar Holdings, LLC (100%; Member)
Marshall Solar, LLC (100%; Sole Member)
Roswell Solar, LLC (100%; Sole Member)
Roswell Solar Holdings, LLC (100%; Sole Member)
SSSS Holdings, LLC (100%; Sole Member)
Silver State South Solar, LLC (49.99%; Managing Member)
Silver State Solar Power South, LLC (100%; Sole Member)
Tuscola Bay Wind, LLC (100%; Sole Member)
White Oak Energy Holdings, LLC (100%; Sole Member)
White Oak Energy LLC (100%; Sole Member)
NEP Renewables Holdings III, LLC (100%; Sole Member)
NEP Renewables III, LLC (50%; Class B Member)
Star Moon Holdings, LLC (100%; Class A Member)
Moonlight Bay Class A Holdings, LLC (100%; Sole Member)
Moonlight Bay Renewables, LLC (100%; Class A Member)
Dodge Flat Solar, LLC (100%; Sole Member)
Elora Solar, LLC (100%; Sole Member)
Fish Springs Ranch Solar, LLC (100%; Sole Member)
Little Blue Wind Project, LLC (100%; Sole Member)

Minco Wind Energy III, LLC (100%; Sole Member)
Minco IV & V Interconnection, LLC (27.04%; Managing Member)
White Mesa Wind, LLC (100%; Sole Member)
Stargrass Class A Holdings, LLC (100%; Sole Member)
Stargrass, LLC (100%; Class A Member)
Borderlands Wind, LLC (100%; Sole Member)
Borderlands Wind Holdings, LLC (100%; Sole Member)
Cool Springs Solar, LLC (100%; Sole Member)
Ensign Wind Energy, LLC (100%; Sole Member)
Hubbard Wind, LLC (100%; Sole Member)
Irish Creek Wind, LLC (100%; Sole Member)
Quinebaug Solar, LLC (100%; Sole Member)
Quitman II Solar, LLC (100%; Sole Member)
NEP Renewables III, LLC (100%; Class A Member)
Star Moon Holdings, LLC (100%; Class A Member)
Moonlight Bay Class A Holdings, LLC (100%; Sole Member)
Moonlight Bay Renewables, LLC (100%; Class A Member)
Dodge Flat Solar, LLC (100%; Sole Member)
Elora Solar, LLC (100%; Sole Member)
Fish Springs Ranch Solar, LLC (100%; Sole Member)
Little Blue Wind Project, LLC (100%; Sole Member)
Minco Wind Energy III, LLC (100%; Sole Member)
Minco IV & V Interconnection, LLC (27.04%; Managing Member)
White Mesa Wind, LLC (100%; Sole Member)
Stargrass Class A Holdings, LLC (100%; Sole Member)
Stargrass, LLC (100%; Class A Member)
Borderlands Wind, LLC (100%; Sole Member)
Borderlands Wind Holdings, LLC (100%; Sole Member)
Cool Springs Solar, LLC (100%; Sole Member)
Ensign Wind Energy, LLC (100%; Sole Member)
Hubbard Wind, LLC (100%; Sole Member)
Irish Creek Wind, LLC (100%; Sole Member)
Quinebaug Solar, LLC (100%; Sole Member)
Quitman II Solar, LLC (100%; Sole Member)
NEP Renewables Holdings IV, LLC (100%; Sole Member)
NEP Renewables IV, LLC (100%; Class A Member)
Alta Wind Portfolio, LLC (100%; Sole Member)
Tusk Wind Holdings, LLC (100%; Sole Member)
Alta Wind VIII, LLC (100%; Sole Member)
Dogwood Wind Holdings, LLC (100%; Sole Member)
Dogwood Wind, LLC (100%; Class A Tax Equity Member)
Oliver Wind III, LLC (100%; Sole Member)
Osborn Wind Energy, LLC (100%; Sole Member)
Elk City Sholes Holdings, LLC (100%; Sole Member)
Elk City II Wind Funding, LLC (100%; Sole Member)
Southwest Wind, LLC (100%; Class A Tax Equity Member)
Elk City Renewables II, LLC (100%; Sole Member)
Sholes Wind Funding, LLC (100%; Sole Member)
Sholes Wind Class A Holdings, LLC (100%; Sole Member)
Sholes Wind, LLC (100%; Class A Member)
Emerald Breeze Holdings, LLC (100%; Class A Member)
Emerald Breeze Class A Holdings, LLC (100%; Sole Member)
Emerald Breeze, LLC (100%; Class A Member)
Appaloosa Run Wind, LLC (100%; Sole Member)
Eight Point Wind, LLC (100%; Sole Member)
Great Prairie Wind, LLC (100%; Sole Member)
Yellow Pine Solar, LLC (100%; Sole Member)

Yellow Pine Solar Interconnect, LLC (50%; Managing Member)
 Golden West Wind Holdings, LLC (100%; Sole Member)
 Golden West Power Partners, LLC (100%; Class A Tax Equity Member)
 Nokota Wind Holdings, LLC (100%; Sole Member)
 Nokota Wind, LLC (100%; Class A Tax Equity Member)
 Brady Wind II, LLC (100%; Sole Member)
 Brady Interconnection, LLC (50%; Member)
 Brady Wind, LLC (100%; Sole Member)
 Brady Interconnection, LLC (50%; Managing Member)
 Sac County Wind Holdings, LLC (100%; Sole Member)
 Sac County Wind Class A Holdings, LLC (100%; Class A Member)
 Sac County Wind, LLC (100%; Class A Member)
 NEP Renewables IV, LLC (31.2%; Class B Member)
 Alta Wind Portfolio, LLC (100%; Sole Member)
 Tusk Wind Holdings, LLC (100%; Sole Member)
 Alta Wind VIII, LLC (100%; Sole Member)
 Dogwood Wind Holdings, LLC (100%; Sole Member)
 Dogwood Wind, LLC (100%; Class A Tax Equity Member)
 Oliver Wind III, LLC (100%; Sole Member)
 Osborn Wind Energy, LLC (100%; Sole Member)
 Elk City Sholes Holdings, LLC (100%; Sole Member)
 Elk City II Wind Funding, LLC (100%; Sole Member)
 Southwest Wind, LLC (100%; Class A Tax Equity Member)
 Elk City Renewables II, LLC (100%; Sole Member)
 Sholes Wind Funding, LLC (100%; Sole Member)
 Sholes Wind Class A Holdings, LLC (100%; Sole Member)
 Sholes Wind, LLC (100%; Class A Member)
 Emerald Breeze Holdings, LLC (100%; Class A Member)
 Emerald Breeze Class A Holdings, LLC (100%; Sole Member)
 Emerald Breeze, LLC (100%; Class A Member)
 Appaloosa Run Wind, LLC (100%; Sole Member)
 Eight Point Wind, LLC (100%; Sole Member)
 Great Prairie Wind, LLC (100%; Sole Member)
 Yellow Pine Solar, LLC (100%; Sole Member)
 Yellow Pine Solar Interconnect, LLC (50%; Managing Member)
 Golden West Wind Holdings, LLC (100%; Sole Member)
 Golden West Power Partners, LLC (100%; Class A Tax Equity Member)
 Nokota Wind Holdings, LLC (100%; Sole Member)
 Nokota Wind, LLC (100%; Class A Tax Equity Member)
 Brady Wind II, LLC (100%; Sole Member)
 Brady Interconnection, LLC (50%; Member)
 Brady Wind, LLC (100%; Sole Member)
 Brady Interconnection, LLC (50%; Managing Member)
 Sac County Wind Holdings, LLC (100%; Sole Member)
 Sac County Wind Class A Holdings, LLC (100%; Class A Member)
 Sac County Wind, LLC (100%; Class A Member)
 NEP Renewables Holdings, LLC (100%; Sole Member)
 NEP Renewables, LLC (100%; Sole Member)
 Breckinridge Wind Class A Holdings, LLC (100%; Sole Member)
 Breckinridge Wind Project, LLC (100%; Class A Tax Equity Member)
 Carousel Wind Holdings, LLC (100%; Sole Member)
 Carousel Wind Farm, LLC (100%; Class A Tax Equity Member)
 Monarch Wind Holdings, LLC (100%; Sole Member)
 Monarch Wind, LLC (100%; Class A Tax Equity Member)
 Javelina Wind Holdings II, LLC (100%; Sole Member)
 Javelina Wind Energy II, LLC (100%; Sole Member)
 Javelina Interconnection, LLC (45%; Member)

Rush Springs Wind Energy, LLC (100%; Sole Member)
Mountain View Solar Holdings, LLC (100%; Sole Member)
Mountain View Solar, LLC (100%; Sole Member)
Pacific Plains Wind Class A Holdings, LLC (100%; Sole Member)
Pacific Plains Wind, LLC (100%; Class A Tax Equity Member)
Cottonwood Wind Project Holdings, LLC (100%; Sole Member)
Cottonwood Wind Project, LLC (100%; Sole Member)
Golden Hills North Wind, LLC (100%; Sole Member)
Golden Hills Interconnection, LLC (32.4%; Member)
NextEra Energy Bluff Point, LLC (100%; Sole Member)
NextEra Desert Sunlight Holdings, LLC (99.8%; Member)
Desert Sunlight Investment Holdings, LLC (50%; Managing Member)
Desert Sunlight Holdings, LLC (100%; Sole Member)
Desert Sunlight 250, LLC (100%; Sole Member)
Desert Sunlight 300, LLC (100%; Sole Member)
Ninnescah Wind Renewables, LLC (100%; Sole Member)
Nutmeg Solar Holdings, LLC (33.3%; Member)
Nutmeg Solar, LLC (100%; Sole Member)
Palo Duro Wind, LLC (100%; Sole Member)
Palomino Wind Holdings, LLC (100%; Sole Member)
Palomino Wind, LLC (100%; Class A Tax Equity Member)
Kingman Wind Energy I, LLC (100%; Sole Member)
Kingman Wind Energy II, LLC (100%; Sole Member)
Prairie View Wind Holdings, LLC (100%; Sole Member)
Ninnescah Wind Energy LLC (100%; Sole Member)
Seiling Wind Energy II, LLC (100%; Sole Member)
Seiling Wind Investments, LLC (100%; Sole Member)
Seiling Wind Holdings, LLC (100%; Sole Member)
Seiling Wind Portfolio, LLC (100%; Class A Tax Equity Member)
Seiling Wind II, LLC (100%; Sole Member)
Seiling Wind Interconnection Services, LLC (33%; Member)
Seiling Wind, LLC (100%; Sole Member)
Seiling Wind Interconnection Services, LLC (67%; Managing Member)
Shaw Creek Solar Holdings, LLC (33.3%; Member)
Shaw Creek Solar, LLC (100%; Sole Member)
Solar Holdings Portfolio 12, LLC (100%; Class C Member)
DG Portfolio 2019 Funding, LLC (100%; Sole Member)
DG Portfolio 2019 Holdings, LLC (100%; Sole Member)
DG Portfolio 2019, LLC (100%; Sole Member)
DG Amaze, LLC (100%; Sole Member)
DG California Solar, LLC (100%; Sole Member)
DG Colorado Solar, LLC (100%; Sole Member)
DG LF Solar, LLC (100%; Sole Member)
DG Minnesota CSG 1, LLC (100%; Sole Member)
DG Minnesota CSG, LLC (100%; Sole Member)
DG New Jersey Solar, LLC (100%; Sole Member)
DG New York Solar, LLC (100%; Sole Member)
DG Northeast Solar, LLC (100%; Sole Member)
DG SUNY Solar 1, LLC (100%; Sole Member)
DG Southwest Solar Portfolio 2019, LLC (100%; Sole Member)
HL Solar LLC (100%; Sole Member)
DG Waipio, LLC (100%; Sole Member)
Pacific Energy Solutions LLC (100%; Sole Member)
W2 Solar Holdings, LLC (100%; Sole Member)
Sierra Solar Funding, LLC (100%; Sole Member)
Sierra Solar Holdings, LLC (100%; Sole Member)
Westside Solar, LLC (100%; Sole Member)

Whitney Point Solar, LLC (100%; Sole Member)
 Southwest Solar Holdings, LLC (100%; Sole Member)
 Hatch Solar Energy Center I LLC (100%; Sole Member)
 Sunlight Renewables Holdings, LLC (100%; Class A Member)
 Sunlight Renewables Class A Holdings, LLC (100%; Sole Member)
 Sunlight Renewables, LLC (100%; Class A Member)
 Sunlight Storage, LLC (100%; Sole Member)
 VMCLR Holdings, LLC (100%; Sole Member)
 Indigo Plains Solar Class B Holdings, LLC (100%; Sole Member)
 Indigo Plains Solar, LLC (100%; Class B Tax Equity Member)
 Chaves County Solar, LLC (100%; Sole Member)
 Chaves County Solar Holdings, LLC (100%; Sole Member)
 Live Oak Solar, LLC (100%; Sole Member)
 River Bend Solar, LLC (100%; Sole Member)
 Indigo Plains Solar Funding, LLC (100%; Sole Member)
 Indigo Plains Solar Holdings, LLC (100%; Sole Member)
 Indigo Plains Solar, LLC (100%; Class A Tax Equity Member)
 Chaves County Solar, LLC (100%; Sole Member)
 Chaves County Solar Holdings, LLC (100%; Sole Member)
 Live Oak Solar, LLC (100%; Sole Member)
 River Bend Solar, LLC (100%; Sole Member)
 Whiptail-Montezuma Funding, LLC (100%; Sole Member)
 Whiptail-Montezuma Holdings, LLC (100%; Sole Member)
 Montezuma Wind Holdings II, LLC (100%; Sole Member)
 NextEra Energy Montezuma II Wind, LLC (100%; Sole Member)
 Southwest Wind Class A Holdings, LLC (100%; Class A Member)
 Whiptail Wind, LLC (100%; Class A Tax Equity Member)
 Casa Mesa Wind, LLC (100%; Sole Member)
 Casa Mesa Wind Investments, LLC (100%; Sole Member)
 Langdon Renewables, LLC (100%; Sole Member)
 New Mexico Wind, LLC (100%; Sole Member)
 Pacific Power Investments, LLC (100%; Sole Member)
 Southwest Wind Class A Holdings, LLC (100%; Class B Member)
 Whiptail Wind, LLC (100%; Class A Tax Equity Member)
 Casa Mesa Wind, LLC (100%; Sole Member)
 Casa Mesa Wind Investments, LLC (100%; Sole Member)
 Langdon Renewables, LLC (100%; Sole Member)
 New Mexico Wind, LLC (100%; Sole Member)
 Pacific Power Investments, LLC (100%; Sole Member)
 Windstar Portfolio, LLC (100%; Sole Member)
 Tusk Wind Holdings II, LLC (100%; Sole Member)
 Windstar Energy, LLC (100%; Sole Member)
 NextEra Energy Partners Constructors, LLC (100%; Sole Member)
 NextEra Energy Partners Solar Acquisitions, LLC (100%; Sole Member)
 Adelanto CA II, LLC (100%; Sole Member)
 Adelanto Solar Funding, LLC (50.01%; Member)
 Adelanto Solar Holdings, LLC (100%; Sole Member)
 Adelanto Solar II, LLC (100%; Sole Member)
 Adelanto Solar, LLC (100%; Sole Member)
 McCoy CA II, LLC (100%; Sole Member)
 McCoy Solar Holdings, LLC (50.01%; Member)
 McCoy Solar Funding, LLC (100%; Sole Member)
 McCoy Solar, LLC (100%; Sole Member)
 NextEra Desert Center Blythe, LLC (50%; Member)
 NextEra Energy Partners Ventures, LLC (100%; Sole Member)
 NET Holdings Management, LLC (100%; Sole Member)
 NextEra Energy Partners Pipelines Holdings, LLC (100%; Sole Member)

NextEra Energy Partners Pipelines, LLC (100%; Class A Member)
 Meade Pipeline Investment Holdings, LLC (100%; Sole Member)
 Meade Pipeline Investment, LLC (100%; Sole Member)
 Meade Pipeline Co LLC (75%; Managing Member)
 Redwood Meade Pipeline, LLC (100%; Sole Member)
 Redwood Midstream, LLC (90%; Managing Member)
 Redwood Meade Midstream MPC, LLC (100%; Sole Member)
 Meade Pipeline Co LLC (15%; Member)
 River Road Interests LLC (100%; Sole Member)
 Meade Pipeline Co LLC (10%; Member)
 Redwood Midstream, LLC (10%; Member)
 Redwood Meade Midstream MPC, LLC (100%; Sole Member)
 Meade Pipeline Co LLC (15%; Member)
 River Road Interests LLC (100%; Sole Member)
 Meade Pipeline Co LLC (10%; Member)
 South Texas Midstream Holdings, LLC (100%; Sole Member)
 South Texas Midstream, LLC (100%; Class A Member)
 South Texas Midstream, LLC (100%; Class B Member)
 Northern Colorado Wind Energy, LLC (100%; Sole Member)
 Palo Duro Wind Portfolio, LLC (100%; Sole Member)
 Palo Duro Wind Project Holdings, LLC (100%; Sole Member)
 Palo Duro Wind Energy, LLC (100%; Sole Member)
 Palo Duro Wind Interconnection Services, LLC (88%; Managing Member)
 Shafter Solar Portfolio, LLC (100%; Sole Member)
 Shafter Solar Holdings, LLC (100%; Sole Member)
 Shafter Solar, LLC (100%; Sole Member)
 Tusk Wind Holdings III, LLC (100%; Sole Member)
 Granite Reliable Power, LLC (100%; Sole Member)
 NextEra Energy Operating Partners, LP (48.636%; Limited Partner)
 NextEra Energy US Partners Holdings, LLC (100%; Sole Member)
 Dissolution Solutions (NEP), LLC (100%; Sole Member)
 Genesis Purchaser Holdings, LLC (100%; Sole Member)
 Genesis Purchaser, LLC (100%; Sole Member)
 Genesis Solar Funding Holdings, LLC (100%; Sole Member)
 Genesis Solar Funding, LLC (100%; Sole Member)
 Genesis Solar Holdings, LLC (100%; Class A Tax Equity Member)
 Elk City Wind, LLC (100%; Sole Member)
 Genesis Solar, LLC (100%; Sole Member)
 NextEra Desert Center Blythe, LLC (50%; Member)
 Golden Plains Class A Holdings, LLC (100%; Sole Member)
 Golden Plains, LLC (100%; Class A Member)
 Baldwin Wind Energy, LLC (100%; Sole Member)
 Northern Colorado Wind Energy Center II, LLC (100%; Sole Member)
 Northern Colorado Interconnect, LLC (12.9%; Member)
 Northern Colorado Wind Energy Center, LLC (100%; Sole Member)
 Northern Colorado Interconnect, LLC (87.1%; Managing Member)
 Wilmot Energy Center, LLC (100%; Sole Member)
 Pine Brooke Class A Holdings, LLC (40%; Member)
 Pine Brooke, LLC (100%; Class A Tax Equity Member)
 Blue Summit III Wind, LLC (100%; Sole Member)
 Blue Summit Interconnection, LLC (25%; Member)
 Harmony Florida Solar, LLC (100%; Sole Member)
 Ponderosa Wind, LLC (100%; Sole Member)
 Saint Solar, LLC (100%; Sole Member)
 Sanford Airport Solar, LLC (100%; Sole Member)
 Soldier Creek Wind, LLC (100%; Sole Member)

Taylor Creek Solar, LLC (100%; Sole Member)
 NextEra Energy Partners Acquisitions, LLC (100%; Sole Member)
 Baldwin Wind, LLC (100%; Sole Member)
 Bayhawk Wind Portfolio, LLC (100%; Sole Member)
 Bayhawk Wind Holdings, LLC (100%; Sole Member)
 Bayhawk Wind, LLC (100%; Class A Member)
 Cedar Bluff Wind, LLC (100%; Sole Member)
 Golden Hills Wind, LLC (100%; Sole Member)
 Golden Hills Interconnection, LLC (67.6%; Managing Member)
 Breckinridge Wind, LLC (100%; Sole Member)
 Carousel Wind, LLC (100%; Sole Member)
 Cedar Bluff Wind Energy, LLC (100%; Sole Member)
 Coram Portfolio II, LLC (100%; Sole Member)
 Tusk Wind Holdings V, LLC (100%; Sole Member)
 RET Coram Tehachapi Wind GP, LLC (100%; Sole Member)
 Coram California Development, L.P. (0.01%; General Partner)
 RET Tehachapi Wind Development, LLC (100%; Sole Member)
 Coram California Development, L.P. (99.99%; Limited Partner)
 Coram Portfolio, LLC (100%; Sole Member)
 Tusk Wind Holdings IV, LLC (100%; Sole Member)
 Coram Energy LLC (100%; Sole Member)
 Coram Tehachapi, LLC (100%; Sole Member)
 HW CA Holdings, LLC (100%; Member)
 High Winds, LLC (100%; Sole Member)
 Javelina Wind Funding, LLC (100%; Sole Member)
 Javelina Wind Energy Holdings, LLC (100%; Sole Member)
 Javelina Wind Energy, LLC (100%; Sole Member)
 Javelina Interconnection, LLC (55%; Managing Member)
 Kingman Wind I, LLC (100%; Sole Member)
 Kingman Wind II, LLC (100%; Sole Member)
 Mammoth Plains Wind Project Holdings, LLC (100%; Sole Member)
 Mammoth Plains Wind Project, LLC (100%; Class B Member)
 Mammoth Plains Wind Project, LLC (100%; Class A Member)
 Mammoth Plains Wind, LLC (100%; Sole Member)
 Meadowlark Wind, LLC (100%; Sole Member)
 NEP Ninnescah Thermal Storage, LLC (100%; Sole Member)
 NEP Nitro Renewables Holdings, LLC (100%; Sole Member)
 NEP Renewables Holdings II, LLC (100%; Sole Member)
 NEP Renewables II, LLC (100%; Managing Member)
 Ashtabula Wind II, LLC (100%; Sole Member)
 Ashtabula Wind III, LLC (100%; Sole Member)
 FPL Energy Vansycle L.L.C. (100%; Sole Member)
 Garden Wind, LLC (100%; Sole Member)
 Perrin Ranch Wind, LLC (100%; Sole Member)
 Rosmar Portfolio, LLC (100%; Sole Member)
 Rosmar Holdings, LLC (100%; Member)
 Marshall Solar, LLC (100%; Sole Member)
 Roswell Solar, LLC (100%; Sole Member)
 Roswell Solar Holdings, LLC (100%; Sole Member)
 SSSS Holdings, LLC (100%; Sole Member)
 Silver State South Solar, LLC (49.99%; Managing Member)
 Silver State Solar Power South, LLC (100%; Sole Member)
 Tuscola Bay Wind, LLC (100%; Sole Member)
 White Oak Energy Holdings, LLC (100%; Sole Member)
 White Oak Energy LLC (100%; Sole Member)
 NEP Renewables Holdings III, LLC (100%; Sole Member)
 NEP Renewables III, LLC (50%; Class B Member)

Star Moon Holdings, LLC (100%; Class A Member)
 Moonlight Bay Class A Holdings, LLC (100%; Sole Member)
 Moonlight Bay Renewables, LLC (100%; Class A Member)
 Dodge Flat Solar, LLC (100%; Sole Member)
 Elora Solar, LLC (100%; Sole Member)
 Fish Springs Ranch Solar, LLC (100%; Sole Member)
 Little Blue Wind Project, LLC (100%; Sole Member)
 Minco Wind Energy III, LLC (100%; Sole Member)
 Minco IV & V Interconnection, LLC (27.04%; Managing Member)
 White Mesa Wind, LLC (100%; Sole Member)
 Stargrass Class A Holdings, LLC (100%; Sole Member)
 Stargrass, LLC (100%; Class A Member)
 Borderlands Wind, LLC (100%; Sole Member)
 Borderlands Wind Holdings, LLC (100%; Sole Member)
 Cool Springs Solar, LLC (100%; Sole Member)
 Ensign Wind Energy, LLC (100%; Sole Member)
 Hubbard Wind, LLC (100%; Sole Member)
 Irish Creek Wind, LLC (100%; Sole Member)
 Quinebaug Solar, LLC (100%; Sole Member)
 Quitman II Solar, LLC (100%; Sole Member)
 NEP Renewables III, LLC (100%; Class A Member)
 Star Moon Holdings, LLC (100%; Class A Member)
 Moonlight Bay Class A Holdings, LLC (100%; Sole Member)
 Moonlight Bay Renewables, LLC (100%; Class A Member)
 Dodge Flat Solar, LLC (100%; Sole Member)
 Elora Solar, LLC (100%; Sole Member)
 Fish Springs Ranch Solar, LLC (100%; Sole Member)
 Little Blue Wind Project, LLC (100%; Sole Member)
 Minco Wind Energy III, LLC (100%; Sole Member)
 Minco IV & V Interconnection, LLC (27.04%; Managing Member)
 White Mesa Wind, LLC (100%; Sole Member)
 Stargrass Class A Holdings, LLC (100%; Sole Member)
 Stargrass, LLC (100%; Class A Member)
 Borderlands Wind, LLC (100%; Sole Member)
 Borderlands Wind Holdings, LLC (100%; Sole Member)
 Cool Springs Solar, LLC (100%; Sole Member)
 Ensign Wind Energy, LLC (100%; Sole Member)
 Hubbard Wind, LLC (100%; Sole Member)
 Irish Creek Wind, LLC (100%; Sole Member)
 Quinebaug Solar, LLC (100%; Sole Member)
 Quitman II Solar, LLC (100%; Sole Member)
 NEP Renewables Holdings IV, LLC (100%; Sole Member)
 NEP Renewables IV, LLC (100%; Class A Member)
 Alta Wind Portfolio, LLC (100%; Sole Member)
 Tusk Wind Holdings, LLC (100%; Sole Member)
 Alta Wind VIII, LLC (100%; Sole Member)
 Dogwood Wind Holdings, LLC (100%; Sole Member)
 Dogwood Wind, LLC (100%; Class A Tax Equity Member)
 Oliver Wind III, LLC (100%; Sole Member)
 Osborn Wind Energy, LLC (100%; Sole Member)
 Elk City Sholes Holdings, LLC (100%; Sole Member)
 Elk City II Wind Funding, LLC (100%; Sole Member)
 Southwest Wind, LLC (100%; Class A Tax Equity Member)
 Elk City Renewables II, LLC (100%; Sole Member)
 Sholes Wind Funding, LLC (100%; Sole Member)
 Sholes Wind Class A Holdings, LLC (100%; Sole Member)
 Sholes Wind, LLC (100%; Class A Member)

Emerald Breeze Holdings, LLC (100%; Class A Member)
 Emerald Breeze Class A Holdings, LLC (100%; Sole Member)
 Emerald Breeze, LLC (100%; Class A Member)
 Appaloosa Run Wind, LLC (100%; Sole Member)
 Eight Point Wind, LLC (100%; Sole Member)
 Great Prairie Wind, LLC (100%; Sole Member)
 Yellow Pine Solar, LLC (100%; Sole Member)
 Yellow Pine Solar Interconnect, LLC (50%; Managing Member)
 Golden West Wind Holdings, LLC (100%; Sole Member)
 Golden West Power Partners, LLC (100%; Class A Tax Equity Member)
 Nokota Wind Holdings, LLC (100%; Sole Member)
 Nokota Wind, LLC (100%; Class A Tax Equity Member)
 Brady Wind II, LLC (100%; Sole Member)
 Brady Interconnection, LLC (50%; Member)
 Brady Wind, LLC (100%; Sole Member)
 Brady Interconnection, LLC (50%; Managing Member)
 Sac County Wind Holdings, LLC (100%; Sole Member)
 Sac County Wind Class A Holdings, LLC (100%; Class A Member)
 Sac County Wind, LLC (100%; Class A Member)
 NEP Renewables IV, LLC (31.2%; Class B Member)
 Alta Wind Portfolio, LLC (100%; Sole Member)
 Tusk Wind Holdings, LLC (100%; Sole Member)
 Alta Wind VIII, LLC (100%; Sole Member)
 Dogwood Wind Holdings, LLC (100%; Sole Member)
 Dogwood Wind, LLC (100%; Class A Tax Equity Member)
 Oliver Wind III, LLC (100%; Sole Member)
 Osborn Wind Energy, LLC (100%; Sole Member)
 Elk City Sholes Holdings, LLC (100%; Sole Member)
 Elk City II Wind Funding, LLC (100%; Sole Member)
 Southwest Wind, LLC (100%; Class A Tax Equity Member)
 Elk City Renewables II, LLC (100%; Sole Member)
 Sholes Wind Funding, LLC (100%; Sole Member)
 Sholes Wind Class A Holdings, LLC (100%; Sole Member)
 Sholes Wind, LLC (100%; Class A Member)
 Emerald Breeze Holdings, LLC (100%; Class A Member)
 Emerald Breeze Class A Holdings, LLC (100%; Sole Member)
 Emerald Breeze, LLC (100%; Class A Member)
 Appaloosa Run Wind, LLC (100%; Sole Member)
 Eight Point Wind, LLC (100%; Sole Member)
 Great Prairie Wind, LLC (100%; Sole Member)
 Yellow Pine Solar, LLC (100%; Sole Member)
 Yellow Pine Solar Interconnect, LLC (50%; Managing Member)
 Golden West Wind Holdings, LLC (100%; Sole Member)
 Golden West Power Partners, LLC (100%; Class A Tax Equity Member)
 Nokota Wind Holdings, LLC (100%; Sole Member)
 Nokota Wind, LLC (100%; Class A Tax Equity Member)
 Brady Wind II, LLC (100%; Sole Member)
 Brady Interconnection, LLC (50%; Member)
 Brady Wind, LLC (100%; Sole Member)
 Brady Interconnection, LLC (50%; Managing Member)
 Sac County Wind Holdings, LLC (100%; Sole Member)
 Sac County Wind Class A Holdings, LLC (100%; Class A Member)
 Sac County Wind, LLC (100%; Class A Member)
 NEP Renewables Holdings, LLC (100%; Sole Member)
 NEP Renewables, LLC (100%; Sole Member)
 Breckinridge Wind Class A Holdings, LLC (100%; Sole Member)
 Breckinridge Wind Project, LLC (100%; Class A Tax Equity Member)

Carousel Wind Holdings, LLC (100%; Sole Member)
 Carousel Wind Farm, LLC (100%; Class A Tax Equity Member)
 Monarch Wind Holdings, LLC (100%; Sole Member)
 Monarch Wind, LLC (100%; Class A Tax Equity Member)
 Javelina Wind Holdings II, LLC (100%; Sole Member)
 Javelina Wind Energy II, LLC (100%; Sole Member)
 Javelina Interconnection, LLC (45%; Member)
 Rush Springs Wind Energy, LLC (100%; Sole Member)
 Mountain View Solar Holdings, LLC (100%; Sole Member)
 Mountain View Solar, LLC (100%; Sole Member)
 Pacific Plains Wind Class A Holdings, LLC (100%; Sole Member)
 Pacific Plains Wind, LLC (100%; Class A Tax Equity Member)
 Cottonwood Wind Project Holdings, LLC (100%; Sole Member)
 Cottonwood Wind Project, LLC (100%; Sole Member)
 Golden Hills North Wind, LLC (100%; Sole Member)
 Golden Hills Interconnection, LLC (32.4%; Member)
 NextEra Energy Bluff Point, LLC (100%; Sole Member)
 NextEra Desert Sunlight Holdings, LLC (99.8%; Member)
 Desert Sunlight Investment Holdings, LLC (50%; Managing Member)
 Desert Sunlight Holdings, LLC (100%; Sole Member)
 Desert Sunlight 250, LLC (100%; Sole Member)
 Desert Sunlight 300, LLC (100%; Sole Member)
 Ninnescah Wind Renewables, LLC (100%; Sole Member)
 Nutmeg Solar Holdings, LLC (33.3%; Member)
 Nutmeg Solar, LLC (100%; Sole Member)
 Palo Duro Wind, LLC (100%; Sole Member)
 Palomino Wind Holdings, LLC (100%; Sole Member)
 Palomino Wind, LLC (100%; Class A Tax Equity Member)
 Kingman Wind Energy I, LLC (100%; Sole Member)
 Kingman Wind Energy II, LLC (100%; Sole Member)
 Prairie View Wind Holdings, LLC (100%; Sole Member)
 Ninnescah Wind Energy LLC (100%; Sole Member)
 Seiling Wind Energy II, LLC (100%; Sole Member)
 Seiling Wind Investments, LLC (100%; Sole Member)
 Seiling Wind Holdings, LLC (100%; Sole Member)
 Seiling Wind Portfolio, LLC (100%; Class A Tax Equity Member)
 Seiling Wind II, LLC (100%; Sole Member)
 Seiling Wind Interconnection Services, LLC (33%; Member)
 Seiling Wind, LLC (100%; Sole Member)
 Seiling Wind Interconnection Services, LLC (67%; Managing Member)
 Shaw Creek Solar Holdings, LLC (33.3%; Member)
 Shaw Creek Solar, LLC (100%; Sole Member)
 Solar Holdings Portfolio 12, LLC (100%; Class C Member)
 DG Portfolio 2019 Funding, LLC (100%; Sole Member)
 DG Portfolio 2019 Holdings, LLC (100%; Sole Member)
 DG Portfolio 2019, LLC (100%; Sole Member)
 DG Amaze, LLC (100%; Sole Member)
 DG California Solar, LLC (100%; Sole Member)
 DG Colorado Solar, LLC (100%; Sole Member)
 DG LF Solar, LLC (100%; Sole Member)
 DG Minnesota CSG 1, LLC (100%; Sole Member)
 DG Minnesota CSG, LLC (100%; Sole Member)
 DG New Jersey Solar, LLC (100%; Sole Member)
 DG New York Solar, LLC (100%; Sole Member)
 DG Northeast Solar, LLC (100%; Sole Member)
 DG SUNY Solar 1, LLC (100%; Sole Member)
 DG Southwest Solar Portfolio 2019, LLC (100%; Sole Member)

HL Solar LLC (100%; Sole Member)
 DG Waipio, LLC (100%; Sole Member)
 Pacific Energy Solutions LLC (100%; Sole Member)
 W2 Solar Holdings, LLC (100%; Sole Member)
 Sierra Solar Funding, LLC (100%; Sole Member)
 Sierra Solar Holdings, LLC (100%; Sole Member)
 Westside Solar, LLC (100%; Sole Member)
 Whitney Point Solar, LLC (100%; Sole Member)
 Southwest Solar Holdings, LLC (100%; Sole Member)
 Hatch Solar Energy Center I LLC (100%; Sole Member)
 Sunlight Renewables Holdings, LLC (100%; Class A Member)
 Sunlight Renewables Class A Holdings, LLC (100%; Sole Member)
 Sunlight Renewables, LLC (100%; Class A Member)
 Sunlight Storage, LLC (100%; Sole Member)
 VMCLR Holdings, LLC (100%; Sole Member)
 Indigo Plains Solar Class B Holdings, LLC (100%; Sole Member)
 Indigo Plains Solar, LLC (100%; Class B Tax Equity Member)
 Chaves County Solar, LLC (100%; Sole Member)
 Chaves County Solar Holdings, LLC (100%; Sole Member)
 Live Oak Solar, LLC (100%; Sole Member)
 River Bend Solar, LLC (100%; Sole Member)
 Indigo Plains Solar Funding, LLC (100%; Sole Member)
 Indigo Plains Solar Holdings, LLC (100%; Sole Member)
 Indigo Plains Solar, LLC (100%; Class A Tax Equity Member)
 Chaves County Solar, LLC (100%; Sole Member)
 Chaves County Solar Holdings, LLC (100%; Sole Member)
 Live Oak Solar, LLC (100%; Sole Member)
 River Bend Solar, LLC (100%; Sole Member)
 Whiptail-Montezuma Funding, LLC (100%; Sole Member)
 Whiptail-Montezuma Holdings, LLC (100%; Sole Member)
 Montezuma Wind Holdings II, LLC (100%; Sole Member)
 NextEra Energy Montezuma II Wind, LLC (100%; Sole Member)
 Southwest Wind Class A Holdings, LLC (100%; Class A Member)
 Whiptail Wind, LLC (100%; Class A Tax Equity Member)
 Casa Mesa Wind, LLC (100%; Sole Member)
 Casa Mesa Wind Investments, LLC (100%; Sole Member)
 Langdon Renewables, LLC (100%; Sole Member)
 New Mexico Wind, LLC (100%; Sole Member)
 Pacific Power Investments, LLC (100%; Sole Member)
 Southwest Wind Class A Holdings, LLC (100%; Class B Member)
 Whiptail Wind, LLC (100%; Class A Tax Equity Member)
 Casa Mesa Wind, LLC (100%; Sole Member)
 Casa Mesa Wind Investments, LLC (100%; Sole Member)
 Langdon Renewables, LLC (100%; Sole Member)
 New Mexico Wind, LLC (100%; Sole Member)
 Pacific Power Investments, LLC (100%; Sole Member)
 Windstar Portfolio, LLC (100%; Sole Member)
 Tusk Wind Holdings II, LLC (100%; Sole Member)
 Windstar Energy, LLC (100%; Sole Member)
 NextEra Energy Partners Constructors, LLC (100%; Sole Member)
 NextEra Energy Partners Solar Acquisitions, LLC (100%; Sole Member)
 Adelanto CA II, LLC (100%; Sole Member)
 Adelanto Solar Funding, LLC (50.01%; Member)
 Adelanto Solar Holdings, LLC (100%; Sole Member)
 Adelanto Solar II, LLC (100%; Sole Member)
 Adelanto Solar, LLC (100%; Sole Member)
 McCoy CA II, LLC (100%; Sole Member)

McCoy Solar Holdings, LLC (50.01%; Member)
McCoy Solar Funding, LLC (100%; Sole Member)
McCoy Solar, LLC (100%; Sole Member)
NextEra Desert Center Blythe, LLC (50%; Member)
NextEra Energy Partners Ventures, LLC (100%; Sole Member)
NET Holdings Management, LLC (100%; Sole Member)
NextEra Energy Partners Pipelines Holdings, LLC (100%; Sole Member)
NextEra Energy Partners Pipelines, LLC (100%; Class A Member)
Meade Pipeline Investment Holdings, LLC (100%; Sole Member)
Meade Pipeline Investment, LLC (100%; Sole Member)
Meade Pipeline Co LLC (75%; Managing Member)
Redwood Meade Pipeline, LLC (100%; Sole Member)
Redwood Midstream, LLC (90%; Managing Member)
Redwood Meade Midstream MPC, LLC (100%; Sole Member)
Meade Pipeline Co LLC (15%; Member)
River Road Interests LLC (100%; Sole Member)
Meade Pipeline Co LLC (10%; Member)
Redwood Midstream, LLC (10%; Member)
Redwood Meade Midstream MPC, LLC (100%; Sole Member)
Meade Pipeline Co LLC (15%; Member)
River Road Interests LLC (100%; Sole Member)
Meade Pipeline Co LLC (10%; Member)
South Texas Midstream Holdings, LLC (100%; Sole Member)
South Texas Midstream, LLC (100%; Class A Member)
South Texas Midstream, LLC (100%; Class B Member)
Northern Colorado Wind Energy, LLC (100%; Sole Member)
Palo Duro Wind Portfolio, LLC (100%; Sole Member)
Palo Duro Wind Project Holdings, LLC (100%; Sole Member)
Palo Duro Wind Energy, LLC (100%; Sole Member)
Palo Duro Wind Interconnection Services, LLC (88%; Managing Member)
Shafter Solar Portfolio, LLC (100%; Sole Member)
Shafter Solar Holdings, LLC (100%; Sole Member)
Shafter Solar, LLC (100%; Sole Member)
Tusk Wind Holdings III, LLC (100%; Sole Member)
Granite Reliable Power, LLC (100%; Sole Member)
NextEra Energy Seabrook, LLC (100%; Sole Member)
NextEra Energy Services Holdings, LLC (100%; Sole Member)
GEXA Energy GP, LLC (100%; Sole Member)
Gexa Energy, LP (1%; General Partner)
Gexa Energy Development, LLC (100%; Sole Member)
Gexa Energy Solutions, LLC (100%; Sole Member)
NextEra Energy Services, LLC (100%; Sole Member)
Frontier Utilities Intermediate Holding Company, LLC (100%; Sole Member)
Frontier Utilities Northeast LLC (100%; Sole Member)
Frontier Utilities, LLC (100%; Sole Member)
Gexa Energy California, LLC (100%; Sole Member)
Gexa Energy, LP (99%; Limited Partner)
Gexa Energy Development, LLC (100%; Sole Member)
Gexa Energy Solutions, LLC (100%; Sole Member)
NextEra Energy Services Acquisitions, LLC (100%; Sole Member)
Vanguard Energy Services, LLC (100%; Sole Member)
NextEra Energy Services Midwest, LLC (100%; Sole Member)
Vanguard Power Services, L.L.C. (100%; Sole Member)
NextEra Energy Services Arizona, LLC (100%; Sole Member)
NextEra Energy Services Connecticut, LLC (100%; Sole Member)
NextEra Energy Services Delaware, LLC (100%; Sole Member)
NextEra Energy Services Development, LLC (100%; Sole Member)

NextEra Energy Services District of Columbia, LLC (100%; Sole Member)
 NextEra Energy Services Florida, LLC (100%; Sole Member)
 NextEra Energy Services Georgia, LLC (100%; Sole Member)
 FireSide Natural Gas, LLC (100%; Sole Member)
 NextEra Energy Services Illinois, LLC (100%; Sole Member)
 NextEra Energy Services Maine, LLC (100%; Sole Member)
 NextEra Energy Services Maryland, LLC (100%; Sole Member)
 NextEra Energy Services Massachusetts, LLC (100%; Sole Member)
 NextEra Energy Services Michigan, LLC (100%; Sole Member)
 NextEra Energy Services New Hampshire, LLC (100%; Sole Member)
 NextEra Energy Services New Jersey, LLC (100%; Sole Member)
 NextEra Energy Services New York, LLC (100%; Sole Member)
 NextEra Energy Services Ohio, LLC (100%; Sole Member)
 NextEra Energy Services Pennsylvania, LLC (100%; Sole Member)
 NextEra Energy Services Rhode Island, LLC (100%; Sole Member)
 Power Wizard, LLC (100%; Sole Member)
 NextEra Energy Solutions, LLC (100%; Sole Member)
 NextEra Energy Solar Development, LLC (100%; Sole Member)
 NextEra Energy Solar Holdings, LLC (100%; Sole Member)
 NextEra Energy Victory Solar I, LLC (100%; Sole Member)
 NextEra QOF Holdco, LLC (100%; Sole Member)
 NextEra Energy Qualified Opportunity Fund III, LLC (1%; Sole Member)
 NextEra Qualified Opportunity Fund II, LLC (1%; Managing Member)
 NextEra Energy Qualified Opportunity Zone Business III, LLC (100%; Class A Member)
 Cedar Springs Wind IV, LLC (100%; Sole Member)
 NextEra Qualified Opportunity Fund II, LLC (99%; Member)
 NextEra Energy Qualified Opportunity Zone Business III, LLC (100%; Class A Member)
 Cedar Springs Wind IV, LLC (100%; Sole Member)
 NextEra Registered Agency, LLC (100%; Sole Member)
 NextEra Southeast Hydrogen Network, LLC (100%; Sole Member)
 Ninnescah Flats Energy Storage, LLC (100%; Sole Member)
 Ninnescah Flats Solar, LLC (100%; Sole Member)
 Ninnescah Thermal Storage, LLC (100%; Sole Member)
 North American Power Systems Solar, LLC (100%; Sole Member)
 North Bayside Solar, LLC (100%; Sole Member)
 North Dakota Energy Storage, LLC (100%; Sole Member)
 North Dakota Wind III, LLC (100%; Sole Member)
 North Fork Wind Farm, LLC (100%; Sole Member)
 North Gilliam Energy Center, LLC (100%; Sole Member)
 North Gilliam Wind, LLC (100%; Sole Member)
 North Park Energy, LLC (100%; Sole Member)
 Cortland Energy Center, LLC (100%; Sole Member)
 East Light Energy Center, LLC (100%; Sole Member)
 Excelsior Energy Center, LLC (100%; Sole Member)
 Gateway Solar Energy Center, LLC (100%; Sole Member)
 Trelina Solar Energy Center, LLC (100%; Sole Member)
 Watkins Glen Solar Energy Center, LLC (100%; Sole Member)
 North Sky River Energy Holdings, LLC (100%; Sole Member)
 North Sky River Land Holdings, LLC (100%; Sole Member)
 Northern Colorado Holdings, LLC (100%; Sole Member)
 Blue Grama Wind, LLC (100%; Sole Member)
 Bronco Plains Solar, LLC (100%; Sole Member)
 Carousel Wind II, LLC (100%; Sole Member)
 Carousel Wind III, LLC (100%; Sole Member)
 Centennial Wind Funding, LLC (100%; Sole Member)
 Centennial Wind Holdings, LLC (100%; Sole Member)
 Centennial Wind, LLC (100%; Class A Tax Equity Member)

Centennial Wind, LLC (100%; Class B Tax Equity Member)
Dry Land Prairie Energy Storage, LLC (100%; Sole Member)
Dry Land Prairie Solar, LLC (100%; Sole Member)
Dusty Rose Wind, LLC (100%; Sole Member)
Elderberry Solar, LLC (100%; Sole Member)
Great Plains Wind Funding, LLC (100%; Sole Member)
Great Plains Wind Holdings, LLC (100%; Sole Member)
Great Plains Wind Class A Holdings, LLC (100%; Sole Member)
Great Plains Wind, LLC (5%; Class A Tax Equity Member)
Bronco Plains Wind, LLC (100%; Sole Member)
Crowned Ridge Wind, LLC (100%; Sole Member)
Crowned Ridge Interconnection, LLC (50%; Managing Member)
Great Plains Wind Portfolio, LLC (100%; Sole Member)
Great Plains Wind, LLC (95%; Class A Tax Equity Member)
Bronco Plains Wind, LLC (100%; Sole Member)
Crowned Ridge Wind, LLC (100%; Sole Member)
Crowned Ridge Interconnection, LLC (50%; Managing Member)
High Country Energy Holdings, LLC (100%; Sole Member)
Highland Solar I, LLC (100%; Sole Member)
Highland Solar II, LLC (100%; Sole Member)
Las Animas Wind, LLC (100%; Shareholder)
Limon Logan Funding, LLC (100%; Sole Member)
Limon Logan Holdings, LLC (100%; Shareholder)
Limon Wind II, LLC (100%; Sole Member)
Limon Wind III Holdings, LLC (100%; Sole Member)
Limon Wind III, LLC (100%; Class A Tax Equity Member)
Limon Wind, LLC (100%; Sole Member)
Logan Energy Holdings, LLC (100%; Sole Member)
Logan Wind Energy LLC (100%; Sole Member)
Peetz Logan Interconnect, LLC (50%; Member)
Limon Wind III Funding, LLC (100%; Sole Member)
Mirasol Energy Center, LLC (100%; Sole Member)
Mountain Sunrise Funding, LLC (100%; Sole Member)
Mountain Sunrise Portfolio, LLC (100%; Sole Member)
Mountain Sunrise Solar, LLC (100%; Class A Tax Equity Member)
Bluebell Solar, LLC (100%; Sole Member)
Capricorn Bell Interconnection, LLC (25%; Member)
Coolidge Solar I, LLC (100%; Sole Member)
Titan Solar, LLC (100%; Sole Member)
Neptune Energy Center II, LLC (100%; Sole Member)
Niyol Solar, LLC (100%; Sole Member)
Pueblo Clean Energy Center, LLC (100%; Sole Member)
Rosales Solar Partners, LLC (100%; Sole Member)
Rosales Solar Funding, LLC (1%; Member)
Rosales Solar Holdings, LLC (100%; Sole Member)
Dougherty County Solar LLC (100%; Sole Member)
Grazing Yak Solar, LLC (100%; Sole Member)
Quitman Solar, LLC (100%; Sole Member)
South Platte Solar, LLC (100%; Sole Member)
South Platte Storage, LLC (100%; Sole Member)
Thunder Wolf II, LLC (100%; Sole Member)
Weld Energy Storage, LLC (100%; Sole Member)
Weld Solar, LLC (100%; Sole Member)
White River Energy Center, LLC (100%; Sole Member)
White River Valley Solar Holdings, LLC (100%; Sole Member)
White River Valley Solar, LLC (100%; Sole Member)
Northern Cross Investments, Inc. (100%; Shareholder)

Northern Divide Energy Storage, LLC (100%; Sole Member)
Northern Frontier Wind Holding, LLC (100%; Sole Member)
Northern Frontier Wind Funding, LLC (100%; Sole Member)
Northern Frontier Wind, LLC (100%; Sole Member)
FPL Energy Oliver Wind I, LLC (100%; Sole Member)
Northern Hill Solar, LLC (100%; Sole Member)
Northline Energy Center, LLC (100%; Sole Member)
Northwest Wind Holdings, LLC (100%; Sole Member)
Nutmeg Solar Funding, LLC (100%; Sole Member)
Nutmeg Solar Holdings, LLC (1%; Managing Member)
Nutmeg Solar, LLC (100%; Sole Member)
Nutmeg Solar Holdings, LLC (65.7%; Member)
Nutmeg Solar, LLC (100%; Sole Member)
OTG, LLC (100%; Sole Member)
Octo Wind, LLC (100%; Sole Member)
Oklahoma Wind Portfolio, LLC (100%; Sole Member)
Old Glory Energy Storage, LLC (100%; Sole Member)
Oleander Holdings, LLC (100%; Sole Member)
Oleander Power Project GP, LLC (100%; Sole Member)
Oleander Power Project, Limited Partnership (1%; General Partner)
Oleander Power Project LP, LLC (100%; Sole Member)
Oleander Power Project, Limited Partnership (99%; Limited Partner)
Orange Grove Title Holdings, LLC (100%; Sole Member)
Orange Grove Title, LLC (100%; Sole Member)
Orchard Energy Storage, LLC (100%; Sole Member)
North Bay Interconnect, LLC (57%)
Ord Mountain Solar, LLC (100%; Sole Member)
Osborn Wind II, LLC (100%; Sole Member)
Osceola Windpower II, LLC (100%; Sole Member)
Osceola Windpower, LLC (100%; Sole Member)
Oslo Wind Acquisition, LLC (100%; Sole Member)
Oslo Wind, LLC (100%; Sole Member)
Owensboro Solar, LLC (100%; Sole Member)
PWEC, LLC (100%; Sole Member)
Palmetto Vines Solar, LLC (100%; Sole Member)
Palo Duro Wind Energy II, LLC (100%; Sole Member)
Palo Duro Wind Interconnection Services, LLC (12%; Member)
Palo Duro Wind Holdings SellCo, LLC (100%; Sole Member)
Pamplico-Florence Solar, LLC (100%; Sole Member)
Pana Solar, LLC (100%; Sole Member)
Panama Energy Center, LLC (100%; Sole Member)
Pandora Solar, LLC (100%; Sole Member)
Panhandle Solar, LLC (100%; Sole Member)
Paradise Solar Urban Renewal, L.L.C. (100%; Sole Member)
Paso Bronco Holdings, LLC (100%; Sole Member)
Paso Bronco, LLC (100%; Sole Member)
Paxton Solar, LLC (100%; Sole Member)
Peace Garden Wind Holdings, LLC (100%; Sole Member)
Peace Garden Wind Funding, LLC (100%; Sole Member)
Peace Garden Wind, LLC (100%; Sole Member)
Wilton Wind II, LLC (100%; Sole Member)
Peach Grove Funding, LLC (100%; Sole Member)
Peach Grove Holdings, LLC (100%; Sole Member)
Nitro Renewables Holdings, LLC (28%; Class A Member)
Nitro Renewables, LLC (100%; Sole Member)
Avalon Sands Portfolio, LLC (100%; Sole Member)
Avalon Sands Class A Holdings, LLC (100%; Sole Member)

Avalon Sands, LLC (100%; Class A Member)
 Babbitt Ranch Energy Center, LLC (100%; Sole Member)
 Bronco Plains Wind II, LLC (100%; Sole Member)
 Pioneer Hutt Wind Energy LLC (100%)
 Shamrock Wind, LLC (100%; Sole Member)
 Shamrock Interconnection, LLC (70%; Member)
 Waco Solar, LLC (100%; Sole Member)
 Peach Grove Portfolio, LLC (100%; Sole Member)
 Peach Grove Class A Holdings, LLC (100%; Sole Member)
 Peach Grove, LLC (100%; Class A Member)
 Clearwater Wind III, LLC (100%; Sole Member)
 Clearwater Energy Resources LLC (13.33%; Member)
 Wadley Solar, LLC (100%; Sole Member)
 Washington County Solar, LLC (100%; Sole Member)
 Pecan Creek Wind, LLC (100%; Sole Member)
 Pee Dee Solar Center, LLC (100%; Sole Member)
 Pennsylvania Windfarms, LLC (100%; Sole Member)
 Penobscot Wind, LLC (100%; Sole Member)
 Penta Wind Holding, LLC (100%; Sole Member)
 Penta Wind, LLC (100%; Sole Member)
 Central States Wind Holdings, LLC (100%; Sole Member)
 Central States Wind, LLC (100%; Sole Member)
 High Majestic Wind Energy Center, LLC (100%; Sole Member)
 Wessington Wind Energy Center, LLC (100%; Sole Member)
 Heartland Wind Holding II, LLC (100%; Sole Member)
 Heartland Wind II, LLC (100%; Sole Member)
 Ashtabula Wind, LLC (100%; Sole Member)
 Story Wind, LLC (100%; Sole Member)
 Pere Marquette Energy Storage, LLC (100%; Sole Member)
 Perrin Ranch Energy Storage, LLC (100%; Sole Member)
 Persica Energy Storage, LLC (100%; Sole Member)
 Persica Solar II, LLC (100%; Sole Member)
 Persica Solar, LLC (100%; Sole Member)
 Petersburg Energy Center Holdings, LLC (100%; Sole Member)
 Pheasant Run Wind Holdings II, LLC (100%; Sole Member)
 Pheasant Run Wind Holdings, LLC (100%; Sole Member)
 Pheasant Run Wind, LLC (100%; Sole Member)
 Piedmont Solar, LLC (100%; Sole Member)
 Pierce County Energy Center, LLC (100%; Sole Member)
 Pimlico Energy Center, LLC (100%; Sole Member)
 Pinal Central Energy Center Holdings, LLC (100%; Sole Member)
 Pinal Central Energy Center, LLC (100%; Sole Member)
 Pinal Central Energy Storage, LLC (100%; Sole Member)
 Pine Belt Solar, LLC (100%; Sole Member)
 Pine Nut Energy Center, LLC (100%; Sole Member)
 Pine Straw Solar, LLC (100%; Sole Member)
 Pinehurst Solar, LLC (100%; Sole Member)
 Pinewood Solar, LLC (100%; Sole Member)
 Pioneer Plains Wind Funding, LLC (100%; Sole Member)
 Pioneer Plains Wind Holdings, LLC (100%; Sole Member)
 Pioneer Plains Wind, LLC (100%; Sole Member)
 Blackwell Wind, LLC (100%; Sole Member)
 Minco Wind III, LLC (100%; Sole Member)
 Pocomoke Solar, LLC (100%; Sole Member)
 Poinsett Solar, LLC (100%; Sole Member)
 Port Royal Solar, LLC (100%; Sole Member)
 Porta del Sol Solar, LLC (100%; Sole Member)

Cabo Solar Farm, LLC (100%; Sole Member)
 Moca Solar Farm, LLC (100%; Sole Member)
 North Coast Solar, LLC (100%; Sole Member)
 Prairie Wind, LLC (100%; Sole Member)
 Pretty Prairie Wind, LLC (100%; Sole Member)
 Pronghorn Flats Wind Farm Holdings, LLC (100%; Sole Member)
 Pronghorn Flats Wind Farm LLC (100%; Sole Member)
 Proxima Solar Holdings, LLC (100%; Sole Member)
 Beltran Solar, LLC (100%; Sole Member)
 Reclaim Wind Holdings, LLC (100%; Sole Member)
 Red Bluff Solar, LLC (100%; Sole Member)
 Red Brick Road, LLC (100%; Sole Member)
 Red Butte Wind Holdings, LLC (100%; Sole Member)
 Red Butte Wind, LLC (100%; Sole Member)
 Red Butte Transmission Line, LLC (100%; Sole Member)
 Red Hill Solar, LLC (100%; Sole Member)
 Red Mesa Wind Investments, LLC (100%; Sole Member)
 Red Mesa Wind, LLC (100%; Sole Member)
 Red Raider Wind Holdings, LLC (100%; Sole Member)
 Red Raider Wind, LLC (100%; Sole Member)
 Red River Solar, LLC (100%; Sole Member)
 Red River Wind Funding, LLC (100%; Sole Member)
 Red River Wind Holdings, LLC (100%; Sole Member)
 Red River Wind, LLC (100%; Sole Member)
 Blue Summit Wind, LLC (100%; Sole Member)
 Wolf Ridge Wind, LLC (100%; Sole Member)
 Red Sky Portfolio, LLC (100%; Sole Member)
 Red Sky Solar Funding, LLC (100%; Sole Member)
 Red Sky Solar Holdings, LLC (100%; Sole Member)
 Red Sky Solar Class A Holdings, LLC (100%; Sole Member)
 Red Sky Solar, LLC (100%; Class A Tax Equity Member)
 Blythe Solar III, LLC (100%; Sole Member)
 NextEra Blythe Solar Energy Center, LLC (25%; Member)
 Blythe Solar IV, LLC (100%; Sole Member)
 NextEra Blythe Solar Energy Center, LLC (25%; Member)
 Redwood Trails Portfolio, LLC (100%; Sole Member)
 Redwood Trails Wind Holdings, LLC (100%; Sole Member)
 Redwood Trails Wind, LLC (100%; Sole Member)
 Butler Ridge Wind Energy Center, LLC (100%; Sole Member)
 FPL Energy Montezuma Wind, LLC (100%; Sole Member)
 Renewable Choice Services, LLC (100%; Sole Member)
 Renewable Energy Generation North, LLC (100%; Sole Member)
 Renewable Portfolio Holdings, LLC (100%; Sole Member)
 Chicot Solar Holdings, LLC (100%; Class B Member)
 Chicot Solar, LLC (100%; Sole Member)
 NEP US SellCo, LLC (100%; Sole Member)
 Rosmar Class B Funding, LLC (100%; Sole Member)
 Rosmar Class B Holdings, LLC (100%; Sole Member)
 Pine Brooke Funding, LLC (100%; Sole Member)
 Pine Brooke Class A Holdings, LLC (10%; Managing Member)
 Pine Brooke, LLC (100%; Class A Tax Equity Member)
 Blue Summit III Wind, LLC (100%; Sole Member)
 Blue Summit Interconnection, LLC (25%; Member)
 Harmony Florida Solar, LLC (100%; Sole Member)
 Ponderosa Wind, LLC (100%; Sole Member)
 Saint Solar, LLC (100%; Sole Member)
 Sanford Airport Solar, LLC (100%; Sole Member)

Soldier Creek Wind, LLC (100%; Sole Member)
Taylor Creek Solar, LLC (100%; Sole Member)
Renewables Portfolio Class B Holdings, LLC (100%; Sole Member)
Sunlight Renewables Holdings, LLC (100%; Class B Member)
Sunlight Renewables Class A Holdings, LLC (100%; Sole Member)
Sunlight Renewables, LLC (100%; Class A Member)
Sunlight Storage, LLC (100%; Sole Member)
SIP SelCo IV, LLC (100%; Sole Member)
SIP SelCo, LLC (100%; Sole Member)
Solar Holdings Portfolio 12, LLC (100%; Class B Member)
DG Portfolio 2019 Funding, LLC (100%; Sole Member)
DG Portfolio 2019 Holdings, LLC (100%; Sole Member)
DG Portfolio 2019, LLC (100%; Sole Member)
DG Amaze, LLC (100%; Sole Member)
DG California Solar, LLC (100%; Sole Member)
DG Colorado Solar, LLC (100%; Sole Member)
DG LF Solar, LLC (100%; Sole Member)
DG Minnesota CSG 1, LLC (100%; Sole Member)
DG Minnesota CSG, LLC (100%; Sole Member)
DG New Jersey Solar, LLC (100%; Sole Member)
DG New York Solar, LLC (100%; Sole Member)
DG Northeast Solar, LLC (100%; Sole Member)
DG SUNY Solar 1, LLC (100%; Sole Member)
DG Southwest Solar Portfolio 2019, LLC (100%; Sole Member)
HL Solar LLC (100%; Sole Member)
DG Waipio, LLC (100%; Sole Member)
Pacific Energy Solutions LLC (100%; Sole Member)
W2 Solar Holdings, LLC (100%; Sole Member)
Sierra Solar Funding, LLC (100%; Sole Member)
Sierra Solar Holdings, LLC (100%; Sole Member)
Westside Solar, LLC (100%; Sole Member)
Whitney Point Solar, LLC (100%; Sole Member)
Renewables Portfolio Holdings II, LLC (100%; Sole Member)
Renewables Portfolio Class B Holdings II, LLC (Sole Member)
Sunlight Renewables Holdings II, LLC (100%; Class B Member)
Sunlight Portfolio II, LLC (100%; Sole Member)
Sunlight Renewables Class A Holdings II, LLC (100%; Sole Member)
Sunlight Renewables II, LLC (100%; Class A Member)
Sunlight Storage II, LLC (100%; Sole Member)
Sunlight Storage II Preferred Holdings, LLC (100%; Other)
Resurgence I Energy Storage, LLC (100%; Sole Member)
Retail Consulting Holdco, LLC (100%; Sole Member)
Retail Consulting Project Co. 1, LLC (100%; Sole Member)
Premier Power Solutions, LLC (100%; Sole Member)
Retail Consulting Project Co. 2, LLC (100%; Sole Member)
Usource, L.L.C. (100%; Sole Member)
Retail Consulting Project Co. 3, LLC (100%; Sole Member)
Midwest Energy, Inc. (100%; Shareholder)
Reynolds Solar, LLC (100%; Sole Member)
Rising Star Solar Holdings, LLC (100%; Sole Member)
Rising Star Solar, LLC (100%; Sole Member)
Riverline Energy Center, LLC (100%; Sole Member)
Roadhouse Energy Storage, LLC (100%; Sole Member)
Roadrunner Crossing Energy Storage, LLC (100%; Sole Member)
Roadrunner La Casa Wind Holdings, LLC (100%; Sole Member)
Roadrunner Solar Portfolio Holdings, LLC (100%; Sole Member)
Roadrunner Solar Portfolio, LLC (100%; Sole Member)

Rock Creek Solar, LLC (100%; Sole Member)
 Rock Valley Energy Center, LLC (100%; Sole Member)
 Rodeo Wind Funding, LLC (100%; Sole Member)
 Rodeo Wind Holdings, LLC (100%; Sole Member)
 Rodeo Wind Class A Holdings, LLC (100%; Sole Member)
 Rodeo Wind, LLC (100%; Class A Member)
 Cedar Springs Wind III, LLC (100%; Sole Member)
 Mohave County Wind Farm LLC (100%; Sole Member)
 NextEra Energy Qualified Opportunity Zone Business I, LLC (100%; Class B Member)
 Cedar Springs Wind, LLC (100%; Sole Member)
 Roundhouse Renewable Energy, LLC (100%; Sole Member)
 Rokeby Energy Center, LLC (100%; Sole Member)
 Rosales Solar Funding, LLC (99%; Managing Member)
 Rosales Solar Holdings, LLC (100%; Sole Member)
 Dougherty County Solar LLC (100%; Sole Member)
 Grazing Yak Solar, LLC (100%; Sole Member)
 Quitman Solar, LLC (100%; Sole Member)
 Rose McKay Wind Funding, LLC (100%; Sole Member)
 Rose McKay Wind Holdings, LLC (100%; Sole Member)
 McKay Wind Class A Holdings, LLC (100%; Sole Member)
 McKay Wind, LLC (95%; Class A Tax Equity Member)
 Crystal Lake Wind Energy II, LLC (100%; Sole Member)
 Endeavor Wind I, LLC (100%; Sole Member)
 Endeavor Wind II, LLC (100%; Sole Member)
 High Lonesome Mesa Wind, LLC (100%; Sole Member)
 High Lonesome Mesa Investments, LLC (100%; Sole Member)
 McKay Wind, LLC (5%; Managing Member)
 Crystal Lake Wind Energy II, LLC (100%; Sole Member)
 Endeavor Wind I, LLC (100%; Sole Member)
 Endeavor Wind II, LLC (100%; Sole Member)
 High Lonesome Mesa Wind, LLC (100%; Sole Member)
 High Lonesome Mesa Investments, LLC (100%; Sole Member)
 Rose Wind Class A Holdings, LLC (100%; Sole Member)
 Rose Wind, LLC (100%; Class A Member)
 Cerro Gordo Wind, LLC (100%; Sole Member)
 Jordan Creek Wind Farm LLC (100%; Sole Member)
 Northern Divide Wind, LLC (100%; Sole Member)
 Wheatridge Wind II, LLC (100%; Sole Member)
 Wheatridge Interconnection, LLC (28.17%; Member)
 Rosmar Class A Funding, LLC (100%; Sole Member)
 Rosmar Class A Holdings, LLC (100%; Sole Member)
 Roundhouse Renewables Holdings, LLC (100%; Sole Member)
 Roundhouse Solar, LLC (100%; Sole Member)
 Route 66 Energy Storage, LLC (100%; Sole Member)
 Route 66 Energy Storage Holdings, LLC (100%; Sole Member)
 Roy Solar, LLC (100%; Sole Member)
 Royal Springs Solar, LLC (100%; Sole Member)
 Rubric Funding, LLC (100%; Sole Member)
 Rubric Holdings, LLC (100%; Sole Member)
 Rubric Portfolio Holdings, LLC (100%; Sole Member)
 Rubric Class A Holdings, LLC (100%; Sole Member)
 Rubric, LLC (100%; Class A Member)
 Proxima Portfolio, LLC (100%; Sole Member)
 Proxima Solar, LLC (100%; Sole Member)
 Rubric Portfolio, LLC (99%; Member)
 Sky Ranch Solar, LLC (100%; Sole Member)
 Sky Ranch Energy Storage Holdings, LLC (100%; Sole Member)

Sky Ranch Solar Holdings, LLC (100%; Sole Member)
 Storey Energy Center, LLC (100%; Sole Member)
 Sonoran Solar Energy, LLC (100%; Sole Member)
 Rubric Portfolio, LLC (1%; Member)
 Sky Ranch Solar, LLC (100%; Sole Member)
 Sky Ranch Energy Storage Holdings, LLC (100%; Sole Member)
 Sky Ranch Solar Holdings, LLC (100%; Sole Member)
 Storey Energy Center, LLC (100%; Sole Member)
 Rumble Solar II, LLC (100%; Sole Member)
 Rumble Solar, LLC (100%; Sole Member)
 Rush Springs Energy Storage, LLC (100%; Sole Member)
 Rush Springs Solar, LLC (100%; Sole Member)
 Rush Springs Wind Expansion, LLC (100%; Sole Member)
 S4 Funding, LLC (100%; Sole Member)
 S4 Funding Holdings, LLC (100%; Sole Member)
 S4 Rosmar Portfolio, LLC (100%; Sole Member)
 Rosmar Holdings, LLC (100%; Managing Member)
 Marshall Solar, LLC (100%; Sole Member)
 Roswell Solar, LLC (100%; Sole Member)
 Roswell Solar Holdings, LLC (100%; Sole Member)
 Rosmar Holdings, LLC (100%; Member)
 Marshall Solar, LLC (100%; Sole Member)
 Roswell Solar, LLC (100%; Sole Member)
 Roswell Solar Holdings, LLC (100%; Sole Member)
 Silver State South Solar, LLC (50.01%; Member)
 Silver State Solar Power South, LLC (100%; Sole Member)
 SIP Management II, LLC (100%; Sole Member)
 SIP Management III, LLC (100%; Sole Member)
 SIP Management, LLC (100%; Sole Member)
 SIP SellCo II, LLC (100%; Sole Member)
 SIP SellCo III, LLC (100%; Sole Member)
 Longleaf Solar, LLC (5%; Class B Tax Equity Member)
 White Oak Solar, LLC (100%; Sole Member)
 White Pine Solar, LLC (100%; Sole Member)
 SafeGuard Venture Holdings, LLC (100%; Sole Member)
 SafeGuard, LLC (100%; Member)
 Saginaw County Solar, LLC (100%; Sole Member)
 Sailors Solar, LLC (100%; Sole Member)
 Saint Interconnect, LLC (100%; Sole Member)
 Saint Solar II, LLC (100%; Sole Member)
 Saline Energy Center, LLC (100%; Sole Member)
 Salt Creek Wind Holdings, LLC (100%; Sole Member)
 Salt Creek Wind LLC (100%; Sole Member)
 Sand Hill Energy Center, LLC (100%; Sole Member)
 Sandcut Solar Energy Center, LLC (100%; Sole Member)
 Sandy Solar, LLC (100%; Sole Member)
 Scarborough Solar, LLC (100%; Sole Member)
 Scott County Wind, LLC (100%; Sole Member)
 Searcy Solar, LLC (100%; Sole Member)
 Sebree Solar II, LLC (100%; Sole Member)
 Seiling II Energy Storage, LLC (100%; Sole Member)
 Selma Energy Center, LLC (100%; Sole Member)
 Sentry Solar, LLC (100%; Sole Member)
 Shallow Ridge Solar, LLC (100%; Sole Member)
 Shamrock Energy Storage, LLC (100%; Sole Member)
 Shamrock Interconnection, LLC (30%; Member)
 Sharp Road, LLC (100%; Sole Member)

Shaw Creek Funding, LLC (100%; Sole Member)
Shaw Creek Solar Holdings, LLC (65.7%; Managing Member)
Shaw Creek Solar, LLC (100%; Sole Member)
Shaw Creek Investments, LLC (100%; Sole Member)
Shaw Creek Solar Holdings, LLC (1%; Member)
Shaw Creek Solar, LLC (100%; Sole Member)
Shellman Solar, LLC (100%; Sole Member)
Sherry Solar, LLC (100%; Sole Member)
Sholes Energy Storage, LLC (100%; Sole Member)
Sholes Wind II, LLC (100%; Sole Member)
Shortleaf Solar, LLC (100%; Sole Member)
Silver Maple Wind, LLC (100%; Sole Member)
Silver Peak Storage Holdings, LLC (100%; Sole Member)
Dominguez Grid, LLC (100%; Sole Member)
Silver Skyline Funding, LLC (100%; Sole Member)
Silver Skyline Holdings, LLC (100%; Sole Member)
Silver Skyline Class A Holdings, LLC (100%; Sole Member)
Silver Skyline, LLC (100%; Class A Member)
Canyon Wind Energy, LLC (100%; Sole Member)
Oliver Wind IV, LLC (100%; Sole Member)
Silver State South Storage, LLC (100%; Sole Member)
Steele Flats Wind I, LLC (100%; Sole Member)
Troutdale Portfolio, LLC (100%; Sole Member)
Troutdale Grid, LLC (100%; Sole Member)
Silver State South Interconnect, LLC (100%; Sole Member)
Silverline Energy Center, LLC (100%; Sole Member)
Silverton Solar, LLC (100%; Sole Member)
Singer Solar, LLC (100%; Sole Member)
Sioux County Wind Farm Holdings, LLC (100%; Sole Member)
Sioux County Wind Farm LLC (100%; Sole Member)
Sioux County Wind Holdings, LLC (100%; Sole Member)
Sirius Solar, LLC (100%; Sole Member)
Sky Ranch Energy Storage II, LLC (100%; Sole Member)
Sky Ranch Energy Storage II Holdings, LLC (100%; Sole Member)
Sky River Wind Holdings, LLC (100%; Sole Member)
Sky River LLC (100%; Sole Member)
Skylight Solar, LLC (100%; Sole Member)
Skyrider Wind, LLC (100%; Sole Member)
Solar Holdings SellCo, LLC (100%; Sole Member)
Adelanto CA I, LLC (100%; Sole Member)
Adelanto Solar Funding, LLC (49.99%; Managing Member)
Adelanto Solar Holdings, LLC (100%; Sole Member)
Adelanto Solar II, LLC (100%; Sole Member)
Adelanto Solar, LLC (100%; Sole Member)
McCoy CA I, LLC (100%; Sole Member)
Solstice Energy Center, LLC (100%; Sole Member)
South East Solar Holdings, LLC (100%; Sole Member)
Lawrensol Solar, LLC (100%; Sole Member)
Okolona Solar, LLC (100%; Sole Member)
South Lake Solar, LLC (100%; Sole Member)
South Texas Gen-Tie, LLC (100%; Sole Member)
Horse Ridge Wind Funding, LLC (100%; Sole Member)
Horse Ridge Wind Holdings, LLC (100%; Sole Member)
Lone Star Wind Holdings, LLC (100%; Sole Member)
Lone Star Wind, LLC (100%; Sole Member)
FPL Energy Post Wind GP, LLC (100%; Sole Member)
Post Wind Farm LP (1%; General Partner)

FPL Energy Post Wind LP, LLC (100%; Sole Member)
Post Wind Farm LP (99%; Limited Partner)
Palmwood Wind Funding, LLC (100%; Sole Member)
Palmwood Wind Holdings, LLC (100%; Sole Member)
Palmwood Wind Class A Holdings, LLC (100%; Sole Member)
Palmwood Wind, LLC (100%; Class B Tax Equity Member)
Horse Hollow Wind III, LLC (100%; Sole Member)
Post Wind, LLC (100%; Sole Member)
Palmwood Wind, LLC (100%; Class A Tax Equity Member)
Horse Hollow Wind III, LLC (100%; Sole Member)
Post Wind, LLC (100%; Sole Member)
Palmwood Wind Portfolio, LLC (100%; Sole Member)
Topaz Wind Funding, LLC (100%; Sole Member)
Topaz Wind Holdings, LLC (100%; Sole Member)
Topaz Wind Class A Holdings, LLC (100%; Sole Member)
Topaz Wind, LLC (100%; Class B Tax Equity Member)
Callahan Wind Divide, LLC (100%; Sole Member)
Horse Hollow Wind I, LLC (100%; Sole Member)
Topaz Wind, LLC (100%; Class A Tax Equity Member)
Callahan Wind Divide, LLC (100%; Sole Member)
Horse Hollow Wind I, LLC (100%; Sole Member)
Southern Grove Solar, LLC (100%; Sole Member)
Southern Tier Energy Center, LLC (100%; Sole Member)
Southland Solar, LLC (100%; Sole Member)
Southwest Wind Funding, LLC (100%; Sole Member)
Spade Run, LLC (100%; Sole Member)
Square Butte Solar Holdings, LLC (100%; Sole Member)
Square Butte Solar, LLC (100%; Sole Member)
St. Landry Solar, LLC (100%; Sole Member)
St. Mary Solar, LLC (100%; Sole Member)
Stafford Energy Storage, LLC (100%; Sole Member)
Stagecoach Energy Storage, LLC (100%; Sole Member)
Stagecoach-Cassatt Solar, LLC (100%; Sole Member)
Stairway Solar, LLC (100%; Sole Member)
Stanton Clean Energy, LLC (100%; Sole Member)
Star Light Energy Center, LLC (100%; Sole Member)
Stargrass Funding, LLC (100%; Sole Member)
Stargrass Holdings, LLC (100%; Sole Member)
Stark Wind, LLC (100%; Sole Member)
Stateline Solar, LLC (100%; Sole Member)
Steel River Solar, LLC (100%; Sole Member)
Steele Flats Energy Storage, LLC (100%; Sole Member)
Sterling Wind Funding, LLC (100%; Sole Member)
Sterling Wind Holdings, LLC (100%; Sole Member)
Sterling Wind Class A Holdings, LLC (100%; Sole Member)
Sterling Wind, LLC (100%; Class A Tax Equity Member)
Cap Ridge Wind I, LLC (100%; Sole Member)
Cap Ridge Interconnection, LLC (39%; Managing Member)
Cap Ridge Wind III, LLC (100%; Sole Member)
Cap Ridge Interconnection, LLC (34%; Member)
Cap Ridge Wind IV, LLC (100%; Sole Member)
Capricorn Bell Interconnection, LLC (50%; Managing Member)
Sterling Wind, LLC (100%; Class B Tax Equity Member)
Cap Ridge Wind I, LLC (100%; Sole Member)
Cap Ridge Interconnection, LLC (39%; Managing Member)
Cap Ridge Wind III, LLC (100%; Sole Member)
Cap Ridge Interconnection, LLC (34%; Member)

Cap Ridge Wind IV, LLC (100%; Sole Member)
Capricorn Bell Interconnection, LLC (50%; Managing Member)
Stetson Renewables Holdings, LLC (100%; Sole Member)
Stillwell Energy Storage, LLC (100%; Sole Member)
Stockton Springs Energy Center, LLC (100%; Sole Member)
Storey Bend South Solar, LLC (100%; Sole Member)
Storey Bend Transmission, LLC (100%; Shareholder)
Story Energy Storage II, LLC (100%; Sole Member)
Stuttgart Solar Holdings, LLC (100%; Sole Member)
Stuttgart Solar, LLC (100%; Sole Member)
Sugar Maple Solar 1, LLC (100%; Sole Member)
Sullivan Street Investments, Inc. (100%; Shareholder)
Summer Lake Wind, LLC (100%; Sole Member)
Summit Springs Energy Center, LLC (100%; Sole Member)
Sumter County Solar, LLC (100%; Sole Member)
Sunlight Renewables Holdings II, LLC (100%; Class A Member)
Sunlight Portfolio II, LLC (100%; Sole Member)
Sunlight Renewables Class A Holdings II, LLC (100%; Sole Member)
Sunlight Renewables II, LLC (100%; Class A Member)
Sunlight Storage II, LLC (100%; Sole Member)
Sunlight Storage Preferred Portfolio, LLC (100%; Sole Member)
Sunlight Storage II Preferred Holdings, LLC (100%; Other)
Sunny Street Energy Center, LLC (100%; Sole Member)
Swamp Fox Solar I, LLC (100%; Sole Member)
Swan Lake Wind Holdings LLC (100%; Member)
Swan Lake Wind, LLC (100%; Sole Member)
Sweetgrass Solar, LLC (100%; Sole Member)
Swissvale Energy Storage, LLC (100%; Sole Member)
Swissvale Solar, LLC (100%; Sole Member)
Sycamore Solar, LLC (100%; Sole Member)
TET Holdings, LLC (100%; Sole Member)
Talladega Solar, LLC (100%; Sole Member)
Taylor Creek Solar II, LLC (100%; Sole Member)
Tecumseh Energy Storage, LLC (100%; Sole Member)
Templeton Wind Energy Center, LLC (100%; Sole Member)
Templeton Wind Holdings, LLC (100%; Sole Member)
Terjeson Wind, LLC (100%; Sole Member)
Three Waters Wind Farm Holdings, LLC (100%; Sole Member)
Three Waters Wind Farm, LLC (100%; Sole Member)
Throckmorton Wind, LLC (100%; Sole Member)
Tiger Lake Solar, LLC (100%; Sole Member)
Tiger Solar Holdings, LLC (100%; Sole Member)
Vaca Del Sol, LLC (100%; Sole Member)
Tilia Energy Storage, LLC (100%; Sole Member)
Tilton Heights Energy Center, LLC (100%; Sole Member)
Timberwolf Solar, LLC (100%; Sole Member)
Timberwolf Wind, LLC (100%; Sole Member)
Torrecillas Battery Storage Interconnect, LLC (100%; Sole Member)
Torrecillas Energy Storage, LLC (100%; Sole Member)
Tournesol Solar, LLC (100%; Sole Member)
Tower Associates, LLC (100%; Sole Member)
Trailblazer Wind Funding, LLC (100%; Sole Member)
Trailblazer Wind Holdings, LLC (100%; Sole Member)
Trailblazer Wind Class A Holdings, LLC (100%; Sole Member)
Trailblazer Wind, LLC (100%; Class A Tax Equity Member)
Blue Summit II Wind, LLC (100%; Sole Member)
Blue Summit Interconnection, LLC (25%; Member)

Javelina Wind Holdings III, LLC (100%; Sole Member)
Torrecillas Wind Energy, LLC (100%; Sole Member)
Torrecillas Interconnection, LLC (100%; Sole Member)
Trailblazer Wind, LLC (100%; Class B Tax Equity Member)
Blue Summit II Wind, LLC (100%; Sole Member)
Blue Summit Interconnection, LLC (25%; Member)
Javelina Wind Holdings III, LLC (100%; Sole Member)
Torrecillas Wind Energy, LLC (100%; Sole Member)
Torrecillas Interconnection, LLC (100%; Sole Member)
Trelina Energy Storage, LLC (100%; Sole Member)
Trilby Ranch Solar, LLC (100%; Sole Member)
Trimmer II Energy Storage, LLC (100%; Sole Member)
Troutdale Grid Holdings, LLC (100%; Sole Member)
Tsuga Pine Wind Holdings, LLC (100%; Sole Member)
Tsuga Pine Wind, LLC (100%; Sole Member)
Tuckertown Solar, LLC (100%; Sole Member)
Tupelo Brake Solar, LLC (100%; Sole Member)
Turquoise Sky Funding, LLC (100%; Shareholder)
Turquoise Sky Holdings, LLC (100%; Sole Member)
Turquoise Sky Class A Holdings, LLC (100%; Sole Member)
Turquoise Sky, LLC (100%; Class A Member)
Buena Vista Energy Center, LLC (100%; Sole Member)
Buena Vista Energy Holdings, LLC (100%; Sole Member)
Chaves County Solar II, LLC (100%; Sole Member)
Chaves County Solar II Holdings, LLC (100%; Sole Member)
Young Wind, LLC (100%; Sole Member)
Tuscola II Energy Storage, LLC (100%; Sole Member)
Tuscola Solar II, LLC (100%; Sole Member)
Tuscola Wind III, LLC (100%; Sole Member)
Two Creeks Energy Storage II, LLC (100%; Sole Member)
Two Creeks Energy Storage, LLC (100%; Sole Member)
Two Creeks Solar Holdings, LLC (100%; Sole Member)
Two Creeks Solar, LLC (100%; Sole Member)
Umatilla Depot Solar, LLC (100%; Sole Member)
Ursa Major Energy Storage, LLC (100%; Sole Member)
Valencia Energy Storage, LLC (100%; Sole Member)
Valley Farms Energy Center, LLC (100%; Sole Member)
Vansycle III Wind, LLC (100%; Sole Member)
Vaquero Wind Funding, LLC (100%; Sole Member)
Vaquero Wind Holdings, LLC (100%; Sole Member)
Vasco Winds Holdings, LLC (100%; Sole Member)
Vasco Winds, LLC (100%; Sole Member)
Verily Solar, LLC (100%; Sole Member)
Victory Renewables, LLC (100%; Sole Member)
Vulcan Solar Holdings, LLC (100%; Sole Member)
Vulcan Solar Project, LLC (100%; Sole Member)
WPP 1993 Holdings, LLC (100%; Sole Member)
Windpower Partners 1993, LLC (100%; Sole Member)
Wabash Energy Center, LLC (100%; Sole Member)
Waco Energy Storage, LLC (100%; Sole Member)
Wagon Trail Energy Center, LLC (100%; Sole Member)
Walnut Branch Solar, LLC (100%; Sole Member)
Walworth Solar, LLC (100%; Sole Member)
Washington Republic Wind, LLC (100%; Sole Member)
Water Valley Wind Holdings, LLC (100%; Sole Member)
Watermelon Pond Solar, LLC (100%; Sole Member)
Waters Lake Solar, LLC (100%; Sole Member)

Watkins Glen Wind, LLC (100%; Sole Member)
 Watonga Wind, LLC (100%; Sole Member)
 Waymart Wind II, LLC (100%; Sole Member)
 Weatherford Energy Storage, LLC (100%; Sole Member)
 Weirs Creek Solar, LLC (100%; Sole Member)
 West Atlanta Energy Storage, LLC (100%; Sole Member)
 West Fork Wind, LLC (100%; Sole Member)
 West Gardner Solar, LLC (100%; Sole Member)
 West Gardner Storage, LLC (100%; Sole Member)
 West Hills Wind, LLC (100%; Sole Member)
 West Memphis Solar, LLC (100%; Sole Member)
 Western Wind Holdings, LLC (100%; Sole Member)
 Wheatbelt Wind, LLC (100%; Sole Member)
 Wheatridge LDES, LLC (100%; Sole Member)
 Wheatridge Northeast Wind, LLC (100%; Sole Member)
 Wheatridge Wind Holdings, LLC (100%; Sole Member)
 Swaggart Energy Transmission, LLC (100%; Sole Member)
 Wheatridge Interconnection, LLC (64.79%; Managing Member)
 Wheatridge Wind Energy, LLC (100%; Sole Member)
 Wheelhouse Energy Storage, LLC (100%; Sole Member)
 Wheelhouse Solar Energy Center, LLC (100%; Sole Member)
 Whiptail-Majestic Portfolio, LLC (100%; Sole Member)
 Whiptail-Majestic Holdings, LLC (100%; Class B Member)
 High Majestic Wind II, LLC (100%; Sole Member)
 High Majestic Interconnection Services, LLC (50%; Member)
 Langdon Wind, LLC (100%; Sole Member)
 White Mesa Holdings, LLC (100%; Sole Member)
 White Rose Blanket, LLC (100%; Sole Member)
 Whitehurst Solar, LLC (100%; Sole Member)
 Wild Hog Solar, LLC (100%; Sole Member)
 Wild Plains Wind Project II, LLC (100%; Sole Member)
 Wild Prairie Wind Holdings, LLC (100%; Sole Member)
 Wild Prairie Wind, LLC (100%; Sole Member)
 Wildcat Ranch Energy Storage, LLC (100%; Sole Member)
 Wildwood Solar, LLC (100%; Sole Member)
 Wilmot Energy Center II, LLC (100%; Sole Member)
 Wilsonville Solar, LLC (100%; Sole Member)
 Wilton Wind IV, LLC (100%; Sole Member)
 Winchendon Energy Center, LLC (100%; Sole Member)
 Wind Drift, LLC (100%; Sole Member)
 Wind Holdings, LLC (100%; Shareholder)
 NextEra Analytics, LLC (100%; Shareholder)
 Wind TE Holdings, LLC (100%; Sole Member)
 Horse Ridge TE Holdings, LLC (100%; Class A Member)
 Horse Ridge Wind Class A Holdings, LLC (100%; Sole Member)
 Horse Ridge Wind, LLC (5%; Managing Member)
 Cap Ridge Wind II, LLC (100%; Sole Member)
 Cap Ridge Interconnection, LLC (27%; Member)
 Horse Hollow Wind II, LLC (100%; Sole Member)
 Horse Hollow Wind IV, LLC (100%; Sole Member)
 Horse Ridge Wind Portfolio, LLC (100%; Sole Member)
 Horse Ridge Wind, LLC (95%; Class A Tax Equity Member)
 Cap Ridge Wind II, LLC (100%; Sole Member)
 Cap Ridge Interconnection, LLC (27%; Member)
 Horse Hollow Wind II, LLC (100%; Sole Member)
 Horse Hollow Wind IV, LLC (100%; Sole Member)
 Horse Ridge Wind, LLC (100%; Class B Tax Equity Member)

Cap Ridge Wind II, LLC (100%; Sole Member)
Cap Ridge Interconnection, LLC (27%; Member)
Horse Hollow Wind II, LLC (100%; Sole Member)
Horse Hollow Wind IV, LLC (100%; Sole Member)
Whiptail-Majestic Holdings, LLC (100%; Class A Member)
High Majestic Wind II, LLC (100%; Sole Member)
High Majestic Interconnection Services, LLC (50%; Member)
Langdon Wind, LLC (100%; Sole Member)
Windpower Partners 1994, LLC (100%; Sole Member)
Windy Lane Energy Center, LLC (100%; Sole Member)
Winston Creek Funding, LLC (100%; Sole Member)
Winston Creek Holdings, LLC (100%; Sole Member)
Winston Creek Bonus, LLC (100%; Sole Member)
Winston Creek MACRS, LLC (100%; Sole Member)
Green River Solar, LLC (100%; Sole Member)
Winston Creek ADS, LLC (100%; Sole Member)
Amite Solar, LLC (100%; Sole Member)
BT Hickerson Solar, LLC (100%; Sole Member)
Compadre Solar, LLC (100%; Sole Member)
Forgeview Solar, LLC (100%; Sole Member)
Skeleton Creek Energy Center, LLC (100%; Sole Member)
Winters Edge Funding, LLC (100%; Sole Member)
Winters Edge Holdings, LLC (100%; Sole Member)
Wheatridge Portfolio, LLC (100%; Sole Member)
Wheatridge East Wind, LLC (100%; Sole Member)
Wheatridge East Interconnection, LLC (100%; Sole Member)
Winters Edge Class A Holdings, LLC (100%; Sole Member)
Winters Edge, LLC (100%; Class A Member)
Anticline Wind, LLC (100%; Sole Member)
FRP Columbia County Solar, LLC (100%; Sole Member)
FRP Gadsden County Solar, LLC (100%; Sole Member)
FRP Gilchrist County Solar, LLC (100%; Sole Member)
FRP Tupelo Solar, LLC (100%; Sole Member)
Ponderosa Wind II, LLC (100%; Sole Member)
Wissota Solar, LLC (100%; Sole Member)
Wisteria Solar, LLC (100%; Sole Member)
Wooden Horse, LLC (100%; Sole Member)
Woods Wind Funding, LLC (100%; Sole Member)
Woods Wind Holdings, LLC (100%; Sole Member)
FPL Energy Oliver Wind II, LLC (100%; Sole Member)
Peetz Table Wind Energy, LLC (100%; Sole Member)
Wildflower Wind Funding, LLC (100%; Sole Member)
Wildflower Wind Holdings, LLC (100%; Sole Member)
Wildflower Wind Portfolio, LLC (100%; Sole Member)
Woods Wildflower Portfolio, LLC (100%; Sole Member)
Wildflower Wind Class A Holdings, LLC (100%; Sole Member)
Wildflower Wind, LLC (100%; Class A Tax Equity Member)
Ashtabula Wind I, LLC (100%; Sole Member)
Wessington Springs Wind, LLC (100%; Sole Member)
Wilton Wind Energy II, LLC (100%; Sole Member)
Woods Wind Class A Holdings, LLC (100%; Sole Member)
Woods Wind, LLC (100%; Class A Tax Equity Member)
Oklahoma Wind, LLC (100%; Sole Member)
FPL Energy Oklahoma Wind Finance, LLC (100%; Sole Member)
Oliver Wind Energy Center II, LLC (100%; Sole Member)
Peetz Table Wind, LLC (100%; Sole Member)
Peetz Logan Interconnect, LLC (50%; Managing Member)

Sooner Wind, LLC (100%; Sole Member)
 Wilton Wind Energy I, LLC (100%; Sole Member)
 Yaupon Solar Energy Storage, LLC (100%; Sole Member)
 Yaupon Solar Holdings, LLC (100%; Sole Member)
 Yaupon Solar, LLC (100%; Sole Member)
 Yellow House Holdings, LLC (100%; Sole Member)
 Yellow House Wind, LLC (100%; Sole Member)
 Yellow House Solar, LLC (100%; Sole Member)
 Yellow Pine Energy Center I, LLC (100%; Sole Member)
 Yellow Pine Energy Center II, LLC (100%; Sole Member)
 Yellow Pine Solar III, LLC (100%; Sole Member)
 Yellow Pine Solar Interconnect II, LLC (100%; Sole Member)
 York Energy Center, LLC (100%; Sole Member)
 Young Wind Holdings, LLC (100%; Sole Member)
 ZSS Power Holdings, LLC (100%; Sole Member)
 ZSS Power, LLC (100%; Sole Member)
 Zion Solar, LLC (100%; Sole Member)
 FPL Group International, Inc. (100%; Shareholder)
 High Ground Investments, LLC (100%; Sole Member)
 NextEra Energy Global Holdings Cooperatieve U.A. (100%; Member)
 NextEra Energy Global Holdings B.V. (100%; Shareholder)
 NextEra Energy Canada Holdings B.V. (100%; Shareholder)
 NextEra Energy Canada GP, LLC (100%; Sole Member)
 NextEra Energy Canada, LP (0.0001%; General Partner)
 Aquila Holdings LP, ULC (100%; Shareholder)
 Aquila LP, ULC (100%; Shareholder)
 Mount Copper, LP (99.99%; Limited Partner)
 Pubnico Point GP, Inc. (100%; Shareholder)
 Pubnico Point, LP (0.01%; General Partner)
 Pubnico Point Wind Farm Inc. (100%; Shareholder)
 Pubnico Point, LP (99.99%; Limited Partner)
 Battersea Solar GP, Inc. (100%; Shareholder)
 Battersea Solar, LP (0.0001%; General Partner)
 Battersea Solar LP, ULC (100%; Shareholder)
 Battersea Solar, LP (89.9999%; Limited Partner)
 Buffalo Trail Solar GP, Inc. (100%; Shareholder)
 Buffalo Trail Solar, LP (0.0001%; General Partner)
 Buffalo Trail Solar LP, ULC (100%; Shareholder)
 Buffalo Trail Solar, LP (99.9999%; Limited Partner)
 Clarabelle I Solar GP, Inc. (100%; Shareholder)
 Clarabelle I Solar, LP (0.0001%; General Partner)
 Clarabelle I Solar LP, ULC (100%; Shareholder)
 Clarabelle I Solar, LP (89.9999%; Limited Partner)
 Clarabelle II Solar LP, ULC (100%; Shareholder)
 Clarabelle II Solar, LP (89.9999%; Limited Partner)
 Clarabelle II Solar GP, Inc. (100%; Shareholder)
 Clarabelle II Solar, LP (0.0001%; General Partner)
 Clarabelle III Solar LP, ULC (100%; Shareholder)
 Cordukes Solar GP, Inc. (100%; Shareholder)
 Cordukes Solar, LP (0.0001%; General Partner)
 Cordukes Solar LP, ULC (100%; Shareholder)
 Cordukes Solar, LP (89.9999%; Limited Partner)
 Costigan Wind LP, ULC (100%; Shareholder)
 Costigan Wind, LP (99.9999%; Limited Partner)
 Costigan Wind, LP (0.0001%; General Partner)
 Elmira Energy Storage GP, LLC (100%; Sole Member)
 Elmira Energy Storage GP, ULC (100%; Shareholder)

Elmira Energy Storage, LP (0.0001%; General Partner)
Elmira Energy Storage LP, ULC (100%; Shareholder)
Elmira Energy Storage, LP (99.9999%; Limited Partner)
Elmsthorpe Wind GP, Inc. (100%; Shareholder)
Elmsthorpe Wind, LP (0.0001%; General Partner)
Elmsthorpe Wind LP, ULC (100%; Shareholder)
Elmsthorpe Wind, LP (99.9999%; Limited Partner)
Ghost Pine Energy Storage GP, Inc. (100%; Shareholder)
Ghost Pine Energy Storage, LP (0.0001%; General Partner)
Ghost Pine Energy Storage LP, ULC (100%; Shareholder)
Ghost Pine Energy Storage, LP (99.9999%; Limited Partner)
Glenridge Wind GP, Inc. (100%; Shareholder)
Glenridge Wind, LP (0.0001%; General Partner)
Glenridge Wind LP, ULC (100%; Shareholder)
Glenridge Wind, LP (99.9999%; Limited Partner)
Hardy Creek Wind GP, Inc. (100%; Shareholder)
Hardy Creek Wind, LP (0.0001%; General Partner)
Hardy Creek Wind, ULC (100%; Shareholder)
Hardy Creek Wind, LP (89.9999%; Limited Partner)
Heritage Wind GP, Inc. (100%; Shareholder)
Heritage Wind, LP (0.0001%; General Partner)
Heritage Wind LP, ULC (100%; Shareholder)
Heritage Wind, LP (99.9999%; Limited Partner)
High Hills Wind GP, Inc. (100%; Shareholder)
High Hills Wind, LP (0.0001%; General Partner)
High Hills Wind LP, ULC (100%; Shareholder)
High Hills Wind, LP (99.9999%; Limited Partner)
Kitscoty Wind GP, Inc. (100%; Shareholder)
Kitscoty Wind, LP (0.0001%; General Partner)
Kitscoty Wind LP, ULC (100%; Shareholder)
Kitscoty Wind, LP (99.9999%; Limited Partner)
Lake Erie Canada II GP, Inc. (100%; Shareholder)
Lake Erie Canada II Holdings Limited Partnership (100%; General Partner)
Lake Erie Canada Holdings ULC (100%; Shareholder)
LEC GP Inc. (100%; Shareholder)
Lake Erie LP (100%; General Partner)
Lake Erie LP (100%; Limited Partner)
Lake Erie Canada II Holdings Limited Partnership (100%; Limited Partner)
Lake Erie Canada Holdings ULC (100%; Shareholder)
LEC GP Inc. (100%; Shareholder)
Lake Erie LP (100%; General Partner)
Lake Erie LP (100%; Limited Partner)
Living Skies Solar 10 GP, Inc. (100%; Shareholder)
Living Skies Solar 10 LP, ULC (100%; Shareholder)
McAdam Wind LP, ULC (100%; Shareholder)
McAdam Wind, LP (99.9999%; Limited Partner)
McAdam Wind, LP (0.0001%; General Partner)
Minudie Wind GP, Inc. (100%; Shareholder)
Minudie Wind, LP (0.0001%; General Partner)
Minudie Wind LP, ULC (100%; Shareholder)
Minudie Wind, LP (99.9999%; Limited Partner)
Mount Copper GP, Inc. (100%; Shareholder)
Mount Copper, LP (0.01%; General Partner)
NextEra Energy Canada Storage GP, Inc. (100%; Shareholder)
NextEra Energy Canada Storage, LP (0.0001%; General Partner)
NextEra Energy Canada Storage LP, ULC (100%; Shareholder)
NextEra Energy Canada Storage, LP (99.9999%; Limited Partner)

NextEra Energy Canadian Holdings, ULC (100%; Shareholder)
 Bornish Wind BC Holdings, ULC (100%; Shareholder)
 Bornish Wind Funding GP, LLC (100%; Sole Member)
 Bornish Wind Funding GP, ULC (100%; Shareholder)
 Bornish Wind Funding, LP (0.0001%; General Partner)
 Bornish Wind GP, LLC (100%; Sole Member)
 Bornish Wind GP, ULC (100%; Shareholder)
 Bornish Wind, LP (0.01%; General Partner)
 Bornish Wind, LP (99.99%; Limited Partner)
 Bornish Wind Funding, LP (99.9999%; Limited Partner)
 Bornish Wind GP, LLC (100%; Sole Member)
 Bornish Wind GP, ULC (100%; Shareholder)
 Bornish Wind, LP (0.01%; General Partner)
 Bornish Wind, LP (99.99%; Limited Partner)
 CP II CAD Holdings LP GP, LLC (100%; Sole Member)
 CP II Holdings LP GP, ULC (100%; Shareholder)
 CP II Holdings, LP (0.0001%; General Partner)
 CP II Funding GP, LLC (100%; Sole Member)
 CP II Funding GP, ULC (100%; Shareholder)
 CP II Funding, LP (0.0001%; General Partner)
 Cedar Point II Limited Partnership (49.995%; Limited Partner)
 CP II Holdings LP, ULC (100%; Shareholder)
 CP II Funding, LP (99.9999%; Limited Partner)
 Cedar Point II Limited Partnership (49.995%; Limited Partner)
 CP II Holdings GP, Inc. (100%; Shareholder)
 Cedar Point II GP Inc. (50%; Shareholder)
 Cedar Point II Limited Partnership (0.01%; General Partner)
 CP II Holdings, LP (99.9999%; Limited Partner)
 CP II Funding GP, LLC (100%; Sole Member)
 CP II Funding GP, ULC (100%; Shareholder)
 CP II Funding, LP (0.0001%; General Partner)
 Cedar Point II Limited Partnership (49.995%; Limited Partner)
 CP II Holdings LP, ULC (100%; Shareholder)
 CP II Funding, LP (99.9999%; Limited Partner)
 Cedar Point II Limited Partnership (49.995%; Limited Partner)
 East Durham Wind BC Holdings, ULC (100%; Shareholder)
 East Durham Wind Funding GP, LLC (100%; Sole Member)
 East Durham Wind Funding GP, ULC (100%; Shareholder)
 East Durham Wind Funding, LP (0.0001%; General Partner)
 East Durham Wind GP, LLC (100%; Sole Member)
 East Durham Wind GP, ULC (100%; Shareholder)
 East Durham Wind, LP (0.0001%; General Partner)
 East Durham Wind, LP (99.9999%; Limited Partner)
 East Durham Wind Funding, LP (99.9999%; Limited Partner)
 East Durham Wind GP, LLC (100%; Sole Member)
 East Durham Wind GP, ULC (100%; Shareholder)
 East Durham Wind, LP (0.0001%; General Partner)
 East Durham Wind, LP (99.9999%; Limited Partner)
 Goshen Wind BC Holdings, ULC (100%; Shareholder)
 Goshen Wind Funding GP, LLC (100%; Sole Member)
 Goshen Wind Funding GP, ULC (100%; Shareholder)
 Goshen Wind Funding, LP (0.0001%; General Partner)
 Goshen Wind GP, LLC (100%; Sole Member)
 Goshen Wind GP, ULC (100%; Shareholder)
 Goshen Wind, LP (0.0001%; General Partner)
 Goshen Wind, LP (99.9999%; Limited Partner)
 Goshen Wind Funding, LP (99.9999%; Limited Partner)

Goshen Wind GP, LLC (100%; Sole Member)
 Goshen Wind GP, ULC (100%; Shareholder)
 Goshen Wind, LP (0.0001%; General Partner)
 Goshen Wind, LP (99.9999%; Limited Partner)
 Kerwood Wind BC Holdings, ULC (100%; Shareholder)
 Kerwood Wind Funding GP, LLC (100%; Sole Member)
 Kerwood Wind Funding GP, ULC (100%; Shareholder)
 Kerwood Wind Funding, LP (0.0001%; General Partner)
 Kerwood Wind GP, LLC (100%; Sole Member)
 Kerwood Wind GP, ULC (100%; Shareholder)
 Kerwood Wind, LP (0.0001%; General Partner)
 Kerwood Wind, LP (99.9999%; Limited Partner)
 Kerwood Wind Funding, LP (99.9999%; Limited Partner)
 Kerwood Wind GP, LLC (100%; Sole Member)
 Kerwood Wind GP, ULC (100%; Shareholder)
 Kerwood Wind, LP (0.0001%; General Partner)
 Kerwood Wind, LP (99.9999%; Limited Partner)
 Mount Miller Holdings GP, LLC (100%; Sole Member)
 Mount Miller Holdings GP, ULC (100%; Shareholder)
 Mount Miller Holdings II, LP (0.0001%; General Partner)
 Mount Miller Holdco, LLC (100%; Sole Member)
 Mount Miller Holdco, ULC (100%; Shareholder)
 4263766 Canada Inc. (100%; Shareholder)
 Mount Miller GP, ULC (100%; Shareholder)
 Mount Miller Wind Energy Limited Partnership (0.01%; General Partner)
 Mount Miller GP, ULC (100%; Shareholder)
 Mount Miller Wind Energy Limited Partnership (0.01%; General Partner)
 Mount Miller Wind Energy Limited Partnership (Limited Partner)
 Mount Miller Wind Energy Limited Partnership (99.99%; Limited Partner)
 Mount Miller Holdings II, LP (99.9999%; Limited Partner)
 Mount Miller Holdco, LLC (100%; Sole Member)
 Mount Miller Holdco, ULC (100%; Shareholder)
 4263766 Canada Inc. (100%; Shareholder)
 Mount Miller GP, ULC (100%; Shareholder)
 Mount Miller Wind Energy Limited Partnership (0.01%; General Partner)
 Mount Miller GP, ULC (100%; Shareholder)
 Mount Miller Wind Energy Limited Partnership (0.01%; General Partner)
 Mount Miller Wind Energy Limited Partnership (Limited Partner)
 Mount Miller Wind Energy Limited Partnership (99.99%; Limited Partner)
 NECD Holdings, LP (99.9999%; Limited Partner)
 NextEra Canada Development, LP (99.9999%; Limited Partner)
 NextEra Canada Constructors, LLC (100%; Sole Member)
 NextEra Canada Constructors GP, ULC (100%; Shareholder)
 NextEra Canada Constructors, LP (0.0001%; General Partner)
 NextEra Canada Constructors, LP (99.9999%; Limited Partner)
 NextEra Canada Development GP, LLC (100%; Sole Member)
 NextEra Canada Development GP, ULC (100%; Shareholder)
 NECD Holdings, LP (0.0001%; General Partner)
 NextEra Canada Development, LP (99.9999%; Limited Partner)
 NextEra Canada Development, LP (0.0001%; General Partner)
 NextEra Canadian IP, Inc. (100%; Shareholder)
 NextEra Energy Canada Equipment, ULC (100%; Shareholder)
 Fortuna GP, LLC (100%; Sole Member)
 Fortuna GP, ULC (100%; Shareholder)
 Ghost Pine Windfarm, LP (0.01%; General Partner)
 Ghost Pine Windfarm, LP (99.99%; Limited Partner)

NextEra Energy Canadian Operating Services, Inc. (100%; Shareholder)
 NextEra Energy Equity Partners, LP (100%; Limited Partner)
 NextEra Energy Operating Partners, LP (100%; Limited Partner)
 NextEra Energy US Partners Holdings, LLC (100%; Sole Member)
 Dissolution Solutions (NEP), LLC (100%; Sole Member)
 Genesis Purchaser Holdings, LLC (100%; Sole Member)
 Genesis Purchaser, LLC (100%; Sole Member)
 Genesis Solar Funding Holdings, LLC (100%; Sole Member)
 Genesis Solar Funding, LLC (100%; Sole Member)
 Genesis Solar Holdings, LLC (100%; Class A Tax Equity Member)
 Elk City Wind, LLC (100%; Sole Member)
 Genesis Solar, LLC (100%; Sole Member)
 NextEra Desert Center Blythe, LLC (50%; Member)
 Golden Plains Class A Holdings, LLC (100%; Sole Member)
 Golden Plains, LLC (100%; Class A Member)
 Baldwin Wind Energy, LLC (100%; Sole Member)
 Northern Colorado Wind Energy Center II, LLC (100%; Sole Member)
 Northern Colorado Interconnect, LLC (12.9%; Member)
 Northern Colorado Wind Energy Center, LLC (100%; Sole Member)
 Northern Colorado Interconnect, LLC (87.1%; Managing Member)
 Wilmot Energy Center, LLC (100%; Sole Member)
 Pine Brooke Class A Holdings, LLC (40%; Member)
 Pine Brooke, LLC (100%; Class A Tax Equity Member)
 Blue Summit III Wind, LLC (100%; Sole Member)
 Blue Summit Interconnection, LLC (25%; Member)
 Harmony Florida Solar, LLC (100%; Sole Member)
 Ponderosa Wind, LLC (100%; Sole Member)
 Saint Solar, LLC (100%; Sole Member)
 Sanford Airport Solar, LLC (100%; Sole Member)
 Soldier Creek Wind, LLC (100%; Sole Member)
 Taylor Creek Solar, LLC (100%; Sole Member)
 NextEra Energy Partners Acquisitions, LLC (100%; Sole Member)
 Baldwin Wind, LLC (100%; Sole Member)
 Bayhawk Wind Portfolio, LLC (100%; Sole Member)
 Bayhawk Wind Holdings, LLC (100%; Sole Member)
 Bayhawk Wind, LLC (100%; Class A Member)
 Cedar Bluff Wind, LLC (100%; Sole Member)
 Golden Hills Wind, LLC (100%; Sole Member)
 Golden Hills Interconnection, LLC (67.6%; Managing Member)
 Breckinridge Wind, LLC (100%; Sole Member)
 Carousel Wind, LLC (100%; Sole Member)
 Cedar Bluff Wind Energy, LLC (100%; Sole Member)
 Coram Portfolio II, LLC (100%; Sole Member)
 Tusk Wind Holdings V, LLC (100%; Sole Member)
 RET Coram Tehachapi Wind GP, LLC (100%; Sole Member)
 Coram California Development, L.P. (0.01%; General Partner)
 RET Tehachapi Wind Development, LLC (100%; Sole Member)
 Coram California Development, L.P. (99.99%; Limited Partner)
 Coram Portfolio, LLC (100%; Sole Member)
 Tusk Wind Holdings IV, LLC (100%; Sole Member)
 Coram Energy LLC (100%; Sole Member)
 Coram Tehachapi, LLC (100%; Sole Member)
 HW CA Holdings, LLC (100%; Member)
 High Winds, LLC (100%; Sole Member)
 Javelina Wind Funding, LLC (100%; Sole Member)
 Javelina Wind Energy Holdings, LLC (100%; Sole Member)

Javelina Wind Energy, LLC (100%; Sole Member)
Javelina Interconnection, LLC (55%; Managing Member)
Kingman Wind I, LLC (100%; Sole Member)
Kingman Wind II, LLC (100%; Sole Member)
Mammoth Plains Wind Project Holdings, LLC (100%; Sole Member)
Mammoth Plains Wind Project, LLC (100%; Class B Member)
Mammoth Plains Wind Project, LLC (100%; Class A Member)
Mammoth Plains Wind, LLC (100%; Sole Member)
Meadowlark Wind, LLC (100%; Sole Member)
NEP Ninnescah Thermal Storage, LLC (100%; Sole Member)
NEP Nitro Renewables Holdings, LLC (100%; Sole Member)
NEP Renewables Holdings II, LLC (100%; Sole Member)
NEP Renewables II, LLC (100%; Managing Member)
Ashtabula Wind II, LLC (100%; Sole Member)
Ashtabula Wind III, LLC (100%; Sole Member)
FPL Energy Vansycle L.L.C. (100%; Sole Member)
Garden Wind, LLC (100%; Sole Member)
Perrin Ranch Wind, LLC (100%; Sole Member)
Rosmar Portfolio, LLC (100%; Sole Member)
Rosmar Holdings, LLC (100%; Member)
Marshall Solar, LLC (100%; Sole Member)
Roswell Solar, LLC (100%; Sole Member)
Roswell Solar Holdings, LLC (100%; Sole Member)
SSSS Holdings, LLC (100%; Sole Member)
Silver State South Solar, LLC (49.99%; Managing Member)
Silver State Solar Power South, LLC (100%; Sole Member)
Tuscola Bay Wind, LLC (100%; Sole Member)
White Oak Energy Holdings, LLC (100%; Sole Member)
White Oak Energy LLC (100%; Sole Member)
NEP Renewables Holdings III, LLC (100%; Sole Member)
NEP Renewables III, LLC (50%; Class B Member)
Star Moon Holdings, LLC (100%; Class A Member)
Moonlight Bay Class A Holdings, LLC (100%; Sole Member)
Moonlight Bay Renewables, LLC (100%; Class A Member)
Dodge Flat Solar, LLC (100%; Sole Member)
Elora Solar, LLC (100%; Sole Member)
Fish Springs Ranch Solar, LLC (100%; Sole Member)
Little Blue Wind Project, LLC (100%; Sole Member)
Minco Wind Energy III, LLC (100%; Sole Member)
Minco IV & V Interconnection, LLC (27.04%; Managing Member)
White Mesa Wind, LLC (100%; Sole Member)
Stargrass Class A Holdings, LLC (100%; Sole Member)
Stargrass, LLC (100%; Class A Member)
Borderlands Wind, LLC (100%; Sole Member)
Borderlands Wind Holdings, LLC (100%; Sole Member)
Cool Springs Solar, LLC (100%; Sole Member)
Ensign Wind Energy, LLC (100%; Sole Member)
Hubbard Wind, LLC (100%; Sole Member)
Irish Creek Wind, LLC (100%; Sole Member)
Quinebaug Solar, LLC (100%; Sole Member)
Quitman II Solar, LLC (100%; Sole Member)
NEP Renewables III, LLC (100%; Class A Member)
Star Moon Holdings, LLC (100%; Class A Member)
Moonlight Bay Class A Holdings, LLC (100%; Sole Member)
Moonlight Bay Renewables, LLC (100%; Class A Member)
Dodge Flat Solar, LLC (100%; Sole Member)
Elora Solar, LLC (100%; Sole Member)

Fish Springs Ranch Solar, LLC (100%; Sole Member)
 Little Blue Wind Project, LLC (100%; Sole Member)
 Minco Wind Energy III, LLC (100%; Sole Member)
 Minco IV & V Interconnection, LLC (27.04%; Managing Member)
 White Mesa Wind, LLC (100%; Sole Member)
 Stargrass Class A Holdings, LLC (100%; Sole Member)
 Stargrass, LLC (100%; Class A Member)
 Borderlands Wind, LLC (100%; Sole Member)
 Borderlands Wind Holdings, LLC (100%; Sole Member)
 Cool Springs Solar, LLC (100%; Sole Member)
 Ensign Wind Energy, LLC (100%; Sole Member)
 Hubbard Wind, LLC (100%; Sole Member)
 Irish Creek Wind, LLC (100%; Sole Member)
 Quinebaug Solar, LLC (100%; Sole Member)
 Quitman II Solar, LLC (100%; Sole Member)
 NEP Renewables Holdings IV, LLC (100%; Sole Member)
 NEP Renewables IV, LLC (100%; Class A Member)
 Alta Wind Portfolio, LLC (100%; Sole Member)
 Tusk Wind Holdings, LLC (100%; Sole Member)
 Alta Wind VIII, LLC (100%; Sole Member)
 Dogwood Wind Holdings, LLC (100%; Sole Member)
 Dogwood Wind, LLC (100%; Class A Tax Equity Member)
 Oliver Wind III, LLC (100%; Sole Member)
 Osborn Wind Energy, LLC (100%; Sole Member)
 Elk City Sholes Holdings, LLC (100%; Sole Member)
 Elk City II Wind Funding, LLC (100%; Sole Member)
 Southwest Wind, LLC (100%; Class A Tax Equity Member)
 Elk City Renewables II, LLC (100%; Sole Member)
 Sholes Wind Funding, LLC (100%; Sole Member)
 Sholes Wind Class A Holdings, LLC (100%; Sole Member)
 Sholes Wind, LLC (100%; Class A Member)
 Emerald Breeze Holdings, LLC (100%; Class A Member)
 Emerald Breeze Class A Holdings, LLC (100%; Sole Member)
 Emerald Breeze, LLC (100%; Class A Member)
 Appaloosa Run Wind, LLC (100%; Sole Member)
 Eight Point Wind, LLC (100%; Sole Member)
 Great Prairie Wind, LLC (100%; Sole Member)
 Yellow Pine Solar, LLC (100%; Sole Member)
 Yellow Pine Solar Interconnect, LLC (50%; Managing Member)
 Golden West Wind Holdings, LLC (100%; Sole Member)
 Golden West Power Partners, LLC (100%; Class A Tax Equity Member)
 Nokota Wind Holdings, LLC (100%; Sole Member)
 Nokota Wind, LLC (100%; Class A Tax Equity Member)
 Brady Wind II, LLC (100%; Sole Member)
 Brady Interconnection, LLC (50%; Member)
 Brady Wind, LLC (100%; Sole Member)
 Brady Interconnection, LLC (50%; Managing Member)
 Sac County Wind Holdings, LLC (100%; Sole Member)
 Sac County Wind Class A Holdings, LLC (100%; Class A Member)
 Sac County Wind, LLC (100%; Class A Member)
 NEP Renewables IV, LLC (31.2%; Class B Member)
 Alta Wind Portfolio, LLC (100%; Sole Member)
 Tusk Wind Holdings, LLC (100%; Sole Member)
 Alta Wind VIII, LLC (100%; Sole Member)
 Dogwood Wind Holdings, LLC (100%; Sole Member)
 Dogwood Wind, LLC (100%; Class A Tax Equity Member)
 Oliver Wind III, LLC (100%; Sole Member)

Osborn Wind Energy, LLC (100%; Sole Member)
Elk City Sholes Holdings, LLC (100%; Sole Member)
Elk City II Wind Funding, LLC (100%; Sole Member)
Southwest Wind, LLC (100%; Class A Tax Equity Member)
Elk City Renewables II, LLC (100%; Sole Member)
Sholes Wind Funding, LLC (100%; Sole Member)
Sholes Wind Class A Holdings, LLC (100%; Sole Member)
Sholes Wind, LLC (100%; Class A Member)
Emerald Breeze Holdings, LLC (100%; Class A Member)
Emerald Breeze Class A Holdings, LLC (100%; Sole Member)
Emerald Breeze, LLC (100%; Class A Member)
Appaloosa Run Wind, LLC (100%; Sole Member)
Eight Point Wind, LLC (100%; Sole Member)
Great Prairie Wind, LLC (100%; Sole Member)
Yellow Pine Solar, LLC (100%; Sole Member)
Yellow Pine Solar Interconnect, LLC (50%; Managing Member)
Golden West Wind Holdings, LLC (100%; Sole Member)
Golden West Power Partners, LLC (100%; Class A Tax Equity Member)
Nokota Wind Holdings, LLC (100%; Sole Member)
Nokota Wind, LLC (100%; Class A Tax Equity Member)
Brady Wind II, LLC (100%; Sole Member)
Brady Interconnection, LLC (50%; Member)
Brady Wind, LLC (100%; Sole Member)
Brady Interconnection, LLC (50%; Managing Member)
Sac County Wind Holdings, LLC (100%; Sole Member)
Sac County Wind Class A Holdings, LLC (100%; Class A Member)
Sac County Wind, LLC (100%; Class A Member)
NEP Renewables Holdings, LLC (100%; Sole Member)
NEP Renewables, LLC (100%; Sole Member)
Breckinridge Wind Class A Holdings, LLC (100%; Sole Member)
Breckinridge Wind Project, LLC (100%; Class A Tax Equity Member)
Carousel Wind Holdings, LLC (100%; Sole Member)
Carousel Wind Farm, LLC (100%; Class A Tax Equity Member)
Monarch Wind Holdings, LLC (100%; Sole Member)
Monarch Wind, LLC (100%; Class A Tax Equity Member)
Javelina Wind Holdings II, LLC (100%; Sole Member)
Javelina Wind Energy II, LLC (100%; Sole Member)
Javelina Interconnection, LLC (45%; Member)
Rush Springs Wind Energy, LLC (100%; Sole Member)
Mountain View Solar Holdings, LLC (100%; Sole Member)
Mountain View Solar, LLC (100%; Sole Member)
Pacific Plains Wind Class A Holdings, LLC (100%; Sole Member)
Pacific Plains Wind, LLC (100%; Class A Tax Equity Member)
Cottonwood Wind Project Holdings, LLC (100%; Sole Member)
Cottonwood Wind Project, LLC (100%; Sole Member)
Golden Hills North Wind, LLC (100%; Sole Member)
Golden Hills Interconnection, LLC (32.4%; Member)
NextEra Energy Bluff Point, LLC (100%; Sole Member)
NextEra Desert Sunlight Holdings, LLC (99.8%; Member)
Desert Sunlight Investment Holdings, LLC (50%; Managing Member)
Desert Sunlight Holdings, LLC (100%; Sole Member)
Desert Sunlight 250, LLC (100%; Sole Member)
Desert Sunlight 300, LLC (100%; Sole Member)
Ninnescah Wind Renewables, LLC (100%; Sole Member)
Nutmeg Solar Holdings, LLC (33.3%; Member)
Nutmeg Solar, LLC (100%; Sole Member)
Palo Duro Wind, LLC (100%; Sole Member)

Palomino Wind Holdings, LLC (100%; Sole Member)
 Palomino Wind, LLC (100%; Class A Tax Equity Member)
 Kingman Wind Energy I, LLC (100%; Sole Member)
 Kingman Wind Energy II, LLC (100%; Sole Member)
 Prairie View Wind Holdings, LLC (100%; Sole Member)
 Ninnescah Wind Energy LLC (100%; Sole Member)
 Seiling Wind Energy II, LLC (100%; Sole Member)
 Seiling Wind Investments, LLC (100%; Sole Member)
 Seiling Wind Holdings, LLC (100%; Sole Member)
 Seiling Wind Portfolio, LLC (100%; Class A Tax Equity Member)
 Seiling Wind II, LLC (100%; Sole Member)
 Seiling Wind Interconnection Services, LLC (33%; Member)
 Seiling Wind, LLC (100%; Sole Member)
 Seiling Wind Interconnection Services, LLC (67%; Managing Member)
 Shaw Creek Solar Holdings, LLC (33.3%; Member)
 Shaw Creek Solar, LLC (100%; Sole Member)
 Solar Holdings Portfolio 12, LLC (100%; Class C Member)
 DG Portfolio 2019 Funding, LLC (100%; Sole Member)
 DG Portfolio 2019 Holdings, LLC (100%; Sole Member)
 DG Portfolio 2019, LLC (100%; Sole Member)
 DG Amaze, LLC (100%; Sole Member)
 DG California Solar, LLC (100%; Sole Member)
 DG Colorado Solar, LLC (100%; Sole Member)
 DG LF Solar, LLC (100%; Sole Member)
 DG Minnesota CSG 1, LLC (100%; Sole Member)
 DG Minnesota CSG, LLC (100%; Sole Member)
 DG New Jersey Solar, LLC (100%; Sole Member)
 DG New York Solar, LLC (100%; Sole Member)
 DG Northeast Solar, LLC (100%; Sole Member)
 DG SUNY Solar 1, LLC (100%; Sole Member)
 DG Southwest Solar Portfolio 2019, LLC (100%; Sole Member)
 HL Solar LLC (100%; Sole Member)
 DG Waipio, LLC (100%; Sole Member)
 Pacific Energy Solutions LLC (100%; Sole Member)
 W2 Solar Holdings, LLC (100%; Sole Member)
 Sierra Solar Funding, LLC (100%; Sole Member)
 Sierra Solar Holdings, LLC (100%; Sole Member)
 Westside Solar, LLC (100%; Sole Member)
 Whitney Point Solar, LLC (100%; Sole Member)
 Southwest Solar Holdings, LLC (100%; Sole Member)
 Hatch Solar Energy Center I LLC (100%; Sole Member)
 Sunlight Renewables Holdings, LLC (100%; Class A Member)
 Sunlight Renewables Class A Holdings, LLC (100%; Sole Member)
 Sunlight Renewables, LLC (100%; Class A Member)
 Sunlight Storage, LLC (100%; Sole Member)
 VMCLR Holdings, LLC (100%; Sole Member)
 Indigo Plains Solar Class B Holdings, LLC (100%; Sole Member)
 Indigo Plains Solar, LLC (100%; Class B Tax Equity Member)
 Chaves County Solar, LLC (100%; Sole Member)
 Chaves County Solar Holdings, LLC (100%; Sole Member)
 Live Oak Solar, LLC (100%; Sole Member)
 River Bend Solar, LLC (100%; Sole Member)
 Indigo Plains Solar Funding, LLC (100%; Sole Member)
 Indigo Plains Solar Holdings, LLC (100%; Sole Member)
 Indigo Plains Solar, LLC (100%; Class A Tax Equity Member)
 Chaves County Solar, LLC (100%; Sole Member)
 Chaves County Solar Holdings, LLC (100%; Sole Member)

Live Oak Solar, LLC (100%; Sole Member)
 River Bend Solar, LLC (100%; Sole Member)
 Whiptail-Montezuma Funding, LLC (100%; Sole Member)
 Whiptail-Montezuma Holdings, LLC (100%; Sole Member)
 Montezuma Wind Holdings II, LLC (100%; Sole Member)
 NextEra Energy Montezuma II Wind, LLC (100%; Sole Member)
 Southwest Wind Class A Holdings, LLC (100%; Class A Member)
 Whiptail Wind, LLC (100%; Class A Tax Equity Member)
 Casa Mesa Wind, LLC (100%; Sole Member)
 Casa Mesa Wind Investments, LLC (100%; Sole Member)
 Langdon Renewables, LLC (100%; Sole Member)
 New Mexico Wind, LLC (100%; Sole Member)
 Pacific Power Investments, LLC (100%; Sole Member)
 Southwest Wind Class A Holdings, LLC (100%; Class B Member)
 Whiptail Wind, LLC (100%; Class A Tax Equity Member)
 Casa Mesa Wind, LLC (100%; Sole Member)
 Casa Mesa Wind Investments, LLC (100%; Sole Member)
 Langdon Renewables, LLC (100%; Sole Member)
 New Mexico Wind, LLC (100%; Sole Member)
 Pacific Power Investments, LLC (100%; Sole Member)
 Windstar Portfolio, LLC (100%; Sole Member)
 Tusk Wind Holdings II, LLC (100%; Sole Member)
 Windstar Energy, LLC (100%; Sole Member)
 NextEra Energy Partners Constructors, LLC (100%; Sole Member)
 NextEra Energy Partners Solar Acquisitions, LLC (100%; Sole Member)
 Adelanto CA II, LLC (100%; Sole Member)
 Adelanto Solar Funding, LLC (50.01%; Member)
 Adelanto Solar Holdings, LLC (100%; Sole Member)
 Adelanto Solar II, LLC (100%; Sole Member)
 Adelanto Solar, LLC (100%; Sole Member)
 McCoy CA II, LLC (100%; Sole Member)
 McCoy Solar Holdings, LLC (50.01%; Member)
 McCoy Solar Funding, LLC (100%; Sole Member)
 McCoy Solar, LLC (100%; Sole Member)
 NextEra Desert Center Blythe, LLC (50%; Member)
 NextEra Energy Partners Ventures, LLC (100%; Sole Member)
 NET Holdings Management, LLC (100%; Sole Member)
 NextEra Energy Partners Pipelines Holdings, LLC (100%; Sole Member)
 NextEra Energy Partners Pipelines, LLC (100%; Class A Member)
 Meade Pipeline Investment Holdings, LLC (100%; Sole Member)
 Meade Pipeline Investment, LLC (100%; Sole Member)
 Meade Pipeline Co LLC (75%; Managing Member)
 Redwood Meade Pipeline, LLC (100%; Sole Member)
 Redwood Midstream, LLC (90%; Managing Member)
 Redwood Meade Midstream MPC, LLC (100%; Sole Member)
 Meade Pipeline Co LLC (15%; Member)
 River Road Interests LLC (100%; Sole Member)
 Meade Pipeline Co LLC (10%; Member)
 Redwood Midstream, LLC (10%; Member)
 Redwood Meade Midstream MPC, LLC (100%; Sole Member)
 Meade Pipeline Co LLC (15%; Member)
 River Road Interests LLC (100%; Sole Member)
 Meade Pipeline Co LLC (10%; Member)
 South Texas Midstream Holdings, LLC (100%; Sole Member)
 South Texas Midstream, LLC (100%; Class A Member)
 South Texas Midstream, LLC (100%; Class B Member)
 Northern Colorado Wind Energy, LLC (100%; Sole Member)

Palo Duro Wind Portfolio, LLC (100%; Sole Member)
 Palo Duro Wind Project Holdings, LLC (100%; Sole Member)
 Palo Duro Wind Energy, LLC (100%; Sole Member)
 Palo Duro Wind Interconnection Services, LLC (88%; Managing Member)
 Shafter Solar Portfolio, LLC (100%; Sole Member)
 Shafter Solar Holdings, LLC (100%; Sole Member)
 Shafter Solar, LLC (100%; Sole Member)
 Tusk Wind Holdings III, LLC (100%; Sole Member)
 Granite Reliable Power, LLC (100%; Sole Member)
 NextEra Energy Operating Partners, LP (100%; Limited Partner)
 NextEra Energy US Partners Holdings, LLC (100%; Sole Member)
 Dissolution Solutions (NEP), LLC (100%; Sole Member)
 Genesis Purchaser Holdings, LLC (100%; Sole Member)
 Genesis Purchaser, LLC (100%; Sole Member)
 Genesis Solar Funding Holdings, LLC (100%; Sole Member)
 Genesis Solar Funding, LLC (100%; Sole Member)
 Genesis Solar Holdings, LLC (100%; Class A Tax Equity Member)
 Elk City Wind, LLC (100%; Sole Member)
 Genesis Solar, LLC (100%; Sole Member)
 NextEra Desert Center Blythe, LLC (50%; Member)
 Golden Plains Class A Holdings, LLC (100%; Sole Member)
 Golden Plains, LLC (100%; Class A Member)
 Baldwin Wind Energy, LLC (100%; Sole Member)
 Northern Colorado Wind Energy Center II, LLC (100%; Sole Member)
 Northern Colorado Interconnect, LLC (12.9%; Member)
 Northern Colorado Wind Energy Center, LLC (100%; Sole Member)
 Northern Colorado Interconnect, LLC (87.1%; Managing Member)
 Wilmot Energy Center, LLC (100%; Sole Member)
 Pine Brooke Class A Holdings, LLC (40%; Member)
 Pine Brooke, LLC (100%; Class A Tax Equity Member)
 Blue Summit III Wind, LLC (100%; Sole Member)
 Blue Summit Interconnection, LLC (25%; Member)
 Harmony Florida Solar, LLC (100%; Sole Member)
 Ponderosa Wind, LLC (100%; Sole Member)
 Saint Solar, LLC (100%; Sole Member)
 Sanford Airport Solar, LLC (100%; Sole Member)
 Soldier Creek Wind, LLC (100%; Sole Member)
 Taylor Creek Solar, LLC (100%; Sole Member)
 NextEra Energy Partners Acquisitions, LLC (100%; Sole Member)
 Baldwin Wind, LLC (100%; Sole Member)
 Bayhawk Wind Portfolio, LLC (100%; Sole Member)
 Bayhawk Wind Holdings, LLC (100%; Sole Member)
 Bayhawk Wind, LLC (100%; Class A Member)
 Cedar Bluff Wind, LLC (100%; Sole Member)
 Golden Hills Wind, LLC (100%; Sole Member)
 Golden Hills Interconnection, LLC (67.6%; Managing Member)
 Breckinridge Wind, LLC (100%; Sole Member)
 Carousel Wind, LLC (100%; Sole Member)
 Cedar Bluff Wind Energy, LLC (100%; Sole Member)
 Coram Portfolio II, LLC (100%; Sole Member)
 Tusk Wind Holdings V, LLC (100%; Sole Member)
 RET Coram Tehachapi Wind GP, LLC (100%; Sole Member)
 Coram California Development, L.P. (0.01%; General Partner)
 RET Tehachapi Wind Development, LLC (100%; Sole Member)
 Coram California Development, L.P. (99.99%; Limited Partner)
 Coram Portfolio, LLC (100%; Sole Member)

Tusk Wind Holdings IV, LLC (100%; Sole Member)
Coram Energy LLC (100%; Sole Member)
Coram Tehachapi, LLC (100%; Sole Member)
HW CA Holdings, LLC (100%; Member)
High Winds, LLC (100%; Sole Member)
Javelina Wind Funding, LLC (100%; Sole Member)
Javelina Wind Energy Holdings, LLC (100%; Sole Member)
Javelina Wind Energy, LLC (100%; Sole Member)
Javelina Interconnection, LLC (55%; Managing Member)
Kingman Wind I, LLC (100%; Sole Member)
Kingman Wind II, LLC (100%; Sole Member)
Mammoth Plains Wind Project Holdings, LLC (100%; Sole Member)
Mammoth Plains Wind Project, LLC (100%; Class B Member)
Mammoth Plains Wind Project, LLC (100%; Class A Member)
Mammoth Plains Wind, LLC (100%; Sole Member)
Meadowlark Wind, LLC (100%; Sole Member)
NEP Ninnescah Thermal Storage, LLC (100%; Sole Member)
NEP Nitro Renewables Holdings, LLC (100%; Sole Member)
NEP Renewables Holdings II, LLC (100%; Sole Member)
NEP Renewables II, LLC (100%; Managing Member)
Ashtabula Wind II, LLC (100%; Sole Member)
Ashtabula Wind III, LLC (100%; Sole Member)
FPL Energy Vansycle L.L.C. (100%; Sole Member)
Garden Wind, LLC (100%; Sole Member)
Perrin Ranch Wind, LLC (100%; Sole Member)
Rosmar Portfolio, LLC (100%; Sole Member)
Rosmar Holdings, LLC (100%; Member)
Marshall Solar, LLC (100%; Sole Member)
Roswell Solar, LLC (100%; Sole Member)
Roswell Solar Holdings, LLC (100%; Sole Member)
SSSS Holdings, LLC (100%; Sole Member)
Silver State South Solar, LLC (49.99%; Managing Member)
Silver State Solar Power South, LLC (100%; Sole Member)
Tuscola Bay Wind, LLC (100%; Sole Member)
White Oak Energy Holdings, LLC (100%; Sole Member)
White Oak Energy LLC (100%; Sole Member)
NEP Renewables Holdings III, LLC (100%; Sole Member)
NEP Renewables III, LLC (50%; Class B Member)
Star Moon Holdings, LLC (100%; Class A Member)
Moonlight Bay Class A Holdings, LLC (100%; Sole Member)
Moonlight Bay Renewables, LLC (100%; Class A Member)
Dodge Flat Solar, LLC (100%; Sole Member)
Elora Solar, LLC (100%; Sole Member)
Fish Springs Ranch Solar, LLC (100%; Sole Member)
Little Blue Wind Project, LLC (100%; Sole Member)
Minco Wind Energy III, LLC (100%; Sole Member)
Minco IV & V Interconnection, LLC (27.04%; Managing Member)
White Mesa Wind, LLC (100%; Sole Member)
Stargrass Class A Holdings, LLC (100%; Sole Member)
Stargrass, LLC (100%; Class A Member)
Borderlands Wind, LLC (100%; Sole Member)
Borderlands Wind Holdings, LLC (100%; Sole Member)
Cool Springs Solar, LLC (100%; Sole Member)
Ensign Wind Energy, LLC (100%; Sole Member)
Hubbard Wind, LLC (100%; Sole Member)
Irish Creek Wind, LLC (100%; Sole Member)
Quinebaug Solar, LLC (100%; Sole Member)

Quitman II Solar, LLC (100%; Sole Member)
NEP Renewables III, LLC (100%; Class A Member)
Star Moon Holdings, LLC (100%; Class A Member)
Moonlight Bay Class A Holdings, LLC (100%; Sole Member)
Moonlight Bay Renewables, LLC (100%; Class A Member)
Dodge Flat Solar, LLC (100%; Sole Member)
Elora Solar, LLC (100%; Sole Member)
Fish Springs Ranch Solar, LLC (100%; Sole Member)
Little Blue Wind Project, LLC (100%; Sole Member)
Minco Wind Energy III, LLC (100%; Sole Member)
Minco IV & V Interconnection, LLC (27.04%; Managing Member)
White Mesa Wind, LLC (100%; Sole Member)
Stargrass Class A Holdings, LLC (100%; Sole Member)
Stargrass, LLC (100%; Class A Member)
Borderlands Wind, LLC (100%; Sole Member)
Borderlands Wind Holdings, LLC (100%; Sole Member)
Cool Springs Solar, LLC (100%; Sole Member)
Ensign Wind Energy, LLC (100%; Sole Member)
Hubbard Wind, LLC (100%; Sole Member)
Irish Creek Wind, LLC (100%; Sole Member)
Quinebaug Solar, LLC (100%; Sole Member)
Quitman II Solar, LLC (100%; Sole Member)
NEP Renewables Holdings IV, LLC (100%; Sole Member)
NEP Renewables IV, LLC (100%; Class A Member)
Alta Wind Portfolio, LLC (100%; Sole Member)
Tusk Wind Holdings, LLC (100%; Sole Member)
Alta Wind VIII, LLC (100%; Sole Member)
Dogwood Wind Holdings, LLC (100%; Sole Member)
Dogwood Wind, LLC (100%; Class A Tax Equity Member)
Oliver Wind III, LLC (100%; Sole Member)
Osborn Wind Energy, LLC (100%; Sole Member)
Elk City Sholes Holdings, LLC (100%; Sole Member)
Elk City II Wind Funding, LLC (100%; Sole Member)
Southwest Wind, LLC (100%; Class A Tax Equity Member)
Elk City Renewables II, LLC (100%; Sole Member)
Sholes Wind Funding, LLC (100%; Sole Member)
Sholes Wind Class A Holdings, LLC (100%; Sole Member)
Sholes Wind, LLC (100%; Class A Member)
Emerald Breeze Holdings, LLC (100%; Class A Member)
Emerald Breeze Class A Holdings, LLC (100%; Sole Member)
Emerald Breeze, LLC (100%; Class A Member)
Appaloosa Run Wind, LLC (100%; Sole Member)
Eight Point Wind, LLC (100%; Sole Member)
Great Prairie Wind, LLC (100%; Sole Member)
Yellow Pine Solar, LLC (100%; Sole Member)
Yellow Pine Solar Interconnect, LLC (50%; Managing Member)
Golden West Wind Holdings, LLC (100%; Sole Member)
Golden West Power Partners, LLC (100%; Class A Tax Equity Member)
Nokota Wind Holdings, LLC (100%; Sole Member)
Nokota Wind, LLC (100%; Class A Tax Equity Member)
Brady Wind II, LLC (100%; Sole Member)
Brady Interconnection, LLC (50%; Member)
Brady Wind, LLC (100%; Sole Member)
Brady Interconnection, LLC (50%; Managing Member)
Sac County Wind Holdings, LLC (100%; Sole Member)
Sac County Wind Class A Holdings, LLC (100%; Class A Member)
Sac County Wind, LLC (100%; Class A Member)

NEP Renewables IV, LLC (31.2%; Class B Member)
 Alta Wind Portfolio, LLC (100%; Sole Member)
 Tusk Wind Holdings, LLC (100%; Sole Member)
 Alta Wind VIII, LLC (100%; Sole Member)
 Dogwood Wind Holdings, LLC (100%; Sole Member)
 Dogwood Wind, LLC (100%; Class A Tax Equity Member)
 Oliver Wind III, LLC (100%; Sole Member)
 Osborn Wind Energy, LLC (100%; Sole Member)
 Elk City Sholes Holdings, LLC (100%; Sole Member)
 Elk City II Wind Funding, LLC (100%; Sole Member)
 Southwest Wind, LLC (100%; Class A Tax Equity Member)
 Elk City Renewables II, LLC (100%; Sole Member)
 Sholes Wind Funding, LLC (100%; Sole Member)
 Sholes Wind Class A Holdings, LLC (100%; Sole Member)
 Sholes Wind, LLC (100%; Class A Member)
 Emerald Breeze Holdings, LLC (100%; Class A Member)
 Emerald Breeze Class A Holdings, LLC (100%; Sole Member)
 Emerald Breeze, LLC (100%; Class A Member)
 Appaloosa Run Wind, LLC (100%; Sole Member)
 Eight Point Wind, LLC (100%; Sole Member)
 Great Prairie Wind, LLC (100%; Sole Member)
 Yellow Pine Solar, LLC (100%; Sole Member)
 Yellow Pine Solar Interconnect, LLC (50%; Managing Member)
 Golden West Wind Holdings, LLC (100%; Sole Member)
 Golden West Power Partners, LLC (100%; Class A Tax Equity Member)
 Nokota Wind Holdings, LLC (100%; Sole Member)
 Nokota Wind, LLC (100%; Class A Tax Equity Member)
 Brady Wind II, LLC (100%; Sole Member)
 Brady Interconnection, LLC (50%; Member)
 Brady Wind, LLC (100%; Sole Member)
 Brady Interconnection, LLC (50%; Managing Member)
 Sac County Wind Holdings, LLC (100%; Sole Member)
 Sac County Wind Class A Holdings, LLC (100%; Class A Member)
 Sac County Wind, LLC (100%; Class A Member)
 NEP Renewables Holdings, LLC (100%; Sole Member)
 NEP Renewables, LLC (100%; Sole Member)
 Breckinridge Wind Class A Holdings, LLC (100%; Sole Member)
 Breckinridge Wind Project, LLC (100%; Class A Tax Equity Member)
 Carousel Wind Holdings, LLC (100%; Sole Member)
 Carousel Wind Farm, LLC (100%; Class A Tax Equity Member)
 Monarch Wind Holdings, LLC (100%; Sole Member)
 Monarch Wind, LLC (100%; Class A Tax Equity Member)
 Javelina Wind Holdings II, LLC (100%; Sole Member)
 Javelina Wind Energy II, LLC (100%; Sole Member)
 Javelina Interconnection, LLC (45%; Member)
 Rush Springs Wind Energy, LLC (100%; Sole Member)
 Mountain View Solar Holdings, LLC (100%; Sole Member)
 Mountain View Solar, LLC (100%; Sole Member)
 Pacific Plains Wind Class A Holdings, LLC (100%; Sole Member)
 Pacific Plains Wind, LLC (100%; Class A Tax Equity Member)
 Cottonwood Wind Project Holdings, LLC (100%; Sole Member)
 Cottonwood Wind Project, LLC (100%; Sole Member)
 Golden Hills North Wind, LLC (100%; Sole Member)
 Golden Hills Interconnection, LLC (32.4%; Member)
 NextEra Energy Bluff Point, LLC (100%; Sole Member)
 NextEra Desert Sunlight Holdings, LLC (99.8%; Member)
 Desert Sunlight Investment Holdings, LLC (50%; Managing Member)

Desert Sunlight Holdings, LLC (100%; Sole Member)
Desert Sunlight 250, LLC (100%; Sole Member)
Desert Sunlight 300, LLC (100%; Sole Member)
Ninnescah Wind Renewables, LLC (100%; Sole Member)
Nutmeg Solar Holdings, LLC (33.3%; Member)
Nutmeg Solar, LLC (100%; Sole Member)
Palo Duro Wind, LLC (100%; Sole Member)
Palomino Wind Holdings, LLC (100%; Sole Member)
Palomino Wind, LLC (100%; Class A Tax Equity Member)
Kingman Wind Energy I, LLC (100%; Sole Member)
Kingman Wind Energy II, LLC (100%; Sole Member)
Prairie View Wind Holdings, LLC (100%; Sole Member)
Ninnescah Wind Energy LLC (100%; Sole Member)
Seiling Wind Energy II, LLC (100%; Sole Member)
Seiling Wind Investments, LLC (100%; Sole Member)
Seiling Wind Holdings, LLC (100%; Sole Member)
Seiling Wind Portfolio, LLC (100%; Class A Tax Equity Member)
Seiling Wind II, LLC (100%; Sole Member)
Seiling Wind Interconnection Services, LLC (33%; Member)
Seiling Wind, LLC (100%; Sole Member)
Seiling Wind Interconnection Services, LLC (67%; Managing Member)
Shaw Creek Solar Holdings, LLC (33.3%; Member)
Shaw Creek Solar, LLC (100%; Sole Member)
Solar Holdings Portfolio 12, LLC (100%; Class C Member)
DG Portfolio 2019 Funding, LLC (100%; Sole Member)
DG Portfolio 2019 Holdings, LLC (100%; Sole Member)
DG Portfolio 2019, LLC (100%; Sole Member)
DG Amaze, LLC (100%; Sole Member)
DG California Solar, LLC (100%; Sole Member)
DG Colorado Solar, LLC (100%; Sole Member)
DG LF Solar, LLC (100%; Sole Member)
DG Minnesota CSG 1, LLC (100%; Sole Member)
DG Minnesota CSG, LLC (100%; Sole Member)
DG New Jersey Solar, LLC (100%; Sole Member)
DG New York Solar, LLC (100%; Sole Member)
DG Northeast Solar, LLC (100%; Sole Member)
DG SUNY Solar 1, LLC (100%; Sole Member)
DG Southwest Solar Portfolio 2019, LLC (100%; Sole Member)
HL Solar LLC (100%; Sole Member)
DG Waipio, LLC (100%; Sole Member)
Pacific Energy Solutions LLC (100%; Sole Member)
W2 Solar Holdings, LLC (100%; Sole Member)
Sierra Solar Funding, LLC (100%; Sole Member)
Sierra Solar Holdings, LLC (100%; Sole Member)
Westside Solar, LLC (100%; Sole Member)
Whitney Point Solar, LLC (100%; Sole Member)
Southwest Solar Holdings, LLC (100%; Sole Member)
Hatch Solar Energy Center I LLC (100%; Sole Member)
Sunlight Renewables Holdings, LLC (100%; Class A Member)
Sunlight Renewables Class A Holdings, LLC (100%; Sole Member)
Sunlight Renewables, LLC (100%; Class A Member)
Sunlight Storage, LLC (100%; Sole Member)
VMCLR Holdings, LLC (100%; Sole Member)
Indigo Plains Solar Class B Holdings, LLC (100%; Sole Member)
Indigo Plains Solar, LLC (100%; Class B Tax Equity Member)
Chaves County Solar, LLC (100%; Sole Member)
Chaves County Solar Holdings, LLC (100%; Sole Member)

Live Oak Solar, LLC (100%; Sole Member)
 River Bend Solar, LLC (100%; Sole Member)
 Indigo Plains Solar Funding, LLC (100%; Sole Member)
 Indigo Plains Solar Holdings, LLC (100%; Sole Member)
 Indigo Plains Solar, LLC (100%; Class A Tax Equity Member)
 Chaves County Solar, LLC (100%; Sole Member)
 Chaves County Solar Holdings, LLC (100%; Sole Member)
 Live Oak Solar, LLC (100%; Sole Member)
 River Bend Solar, LLC (100%; Sole Member)
 Whiptail-Montezuma Funding, LLC (100%; Sole Member)
 Whiptail-Montezuma Holdings, LLC (100%; Sole Member)
 Montezuma Wind Holdings II, LLC (100%; Sole Member)
 NextEra Energy Montezuma II Wind, LLC (100%; Sole Member)
 Southwest Wind Class A Holdings, LLC (100%; Class A Member)
 Whiptail Wind, LLC (100%; Class A Tax Equity Member)
 Casa Mesa Wind, LLC (100%; Sole Member)
 Casa Mesa Wind Investments, LLC (100%; Sole Member)
 Langdon Renewables, LLC (100%; Sole Member)
 New Mexico Wind, LLC (100%; Sole Member)
 Pacific Power Investments, LLC (100%; Sole Member)
 Southwest Wind Class A Holdings, LLC (100%; Class B Member)
 Whiptail Wind, LLC (100%; Class A Tax Equity Member)
 Casa Mesa Wind, LLC (100%; Sole Member)
 Casa Mesa Wind Investments, LLC (100%; Sole Member)
 Langdon Renewables, LLC (100%; Sole Member)
 New Mexico Wind, LLC (100%; Sole Member)
 Pacific Power Investments, LLC (100%; Sole Member)
 Windstar Portfolio, LLC (100%; Sole Member)
 Tusk Wind Holdings II, LLC (100%; Sole Member)
 Windstar Energy, LLC (100%; Sole Member)
 NextEra Energy Partners Constructors, LLC (100%; Sole Member)
 NextEra Energy Partners Solar Acquisitions, LLC (100%; Sole Member)
 Adelanto CA II, LLC (100%; Sole Member)
 Adelanto Solar Funding, LLC (50.01%; Member)
 Adelanto Solar Holdings, LLC (100%; Sole Member)
 Adelanto Solar II, LLC (100%; Sole Member)
 Adelanto Solar, LLC (100%; Sole Member)
 McCoy CA II, LLC (100%; Sole Member)
 McCoy Solar Holdings, LLC (50.01%; Member)
 McCoy Solar Funding, LLC (100%; Sole Member)
 McCoy Solar, LLC (100%; Sole Member)
 NextEra Desert Center Blythe, LLC (50%; Member)
 NextEra Energy Partners Ventures, LLC (100%; Sole Member)
 NET Holdings Management, LLC (100%; Sole Member)
 NextEra Energy Partners Pipelines Holdings, LLC (100%; Sole Member)
 NextEra Energy Partners Pipelines, LLC (100%; Class A Member)
 Meade Pipeline Investment Holdings, LLC (100%; Sole Member)
 Meade Pipeline Investment, LLC (100%; Sole Member)
 Meade Pipeline Co LLC (75%; Managing Member)
 Redwood Meade Pipeline, LLC (100%; Sole Member)
 Redwood Midstream, LLC (90%; Managing Member)
 Redwood Meade Midstream MPC, LLC (100%; Sole Member)
 Meade Pipeline Co LLC (15%; Member)
 River Road Interests LLC (100%; Sole Member)
 Meade Pipeline Co LLC (10%; Member)
 Redwood Midstream, LLC (10%; Member)
 Redwood Meade Midstream MPC, LLC (100%; Sole Member)

Meade Pipeline Co LLC (15%; Member)
River Road Interests LLC (100%; Sole Member)
Meade Pipeline Co LLC (10%; Member)
South Texas Midstream Holdings, LLC (100%; Sole Member)
South Texas Midstream, LLC (100%; Class A Member)
South Texas Midstream, LLC (100%; Class B Member)
Northern Colorado Wind Energy, LLC (100%; Sole Member)
Palo Duro Wind Portfolio, LLC (100%; Sole Member)
Palo Duro Wind Project Holdings, LLC (100%; Sole Member)
Palo Duro Wind Energy, LLC (100%; Sole Member)
Palo Duro Wind Interconnection Services, LLC (88%; Managing Member)
Shafter Solar Portfolio, LLC (100%; Sole Member)
Shafter Solar Holdings, LLC (100%; Sole Member)
Shafter Solar, LLC (100%; Sole Member)
Tusk Wind Holdings III, LLC (100%; Sole Member)
Granite Reliable Power, LLC (100%; Sole Member)
NextEra Energy Operating Partners, LP (100%; Limited Partner)
NextEra Energy US Partners Holdings, LLC (100%; Sole Member)
Dissolution Solutions (NEP), LLC (100%; Sole Member)
Genesis Purchaser Holdings, LLC (100%; Sole Member)
Genesis Purchaser, LLC (100%; Sole Member)
Genesis Solar Funding Holdings, LLC (100%; Sole Member)
Genesis Solar Funding, LLC (100%; Sole Member)
Genesis Solar Holdings, LLC (100%; Class A Tax Equity Member)
Elk City Wind, LLC (100%; Sole Member)
Genesis Solar, LLC (100%; Sole Member)
NextEra Desert Center Blythe, LLC (50%; Member)
Golden Plains Class A Holdings, LLC (100%; Sole Member)
Golden Plains, LLC (100%; Class A Member)
Baldwin Wind Energy, LLC (100%; Sole Member)
Northern Colorado Wind Energy Center II, LLC (100%; Sole Member)
Northern Colorado Interconnect, LLC (12.9%; Member)
Northern Colorado Wind Energy Center, LLC (100%; Sole Member)
Northern Colorado Interconnect, LLC (87.1%; Managing Member)
Wilmot Energy Center, LLC (100%; Sole Member)
Pine Brooke Class A Holdings, LLC (40%; Member)
Pine Brooke, LLC (100%; Class A Tax Equity Member)
Blue Summit III Wind, LLC (100%; Sole Member)
Blue Summit Interconnection, LLC (25%; Member)
Harmony Florida Solar, LLC (100%; Sole Member)
Ponderosa Wind, LLC (100%; Sole Member)
Saint Solar, LLC (100%; Sole Member)
Sanford Airport Solar, LLC (100%; Sole Member)
Soldier Creek Wind, LLC (100%; Sole Member)
Taylor Creek Solar, LLC (100%; Sole Member)
NextEra Energy Partners Acquisitions, LLC (100%; Sole Member)
Baldwin Wind, LLC (100%; Sole Member)
Bayhawk Wind Portfolio, LLC (100%; Sole Member)
Bayhawk Wind Holdings, LLC (100%; Sole Member)
Bayhawk Wind, LLC (100%; Class A Member)
Cedar Bluff Wind, LLC (100%; Sole Member)
Golden Hills Wind, LLC (100%; Sole Member)
Golden Hills Interconnection, LLC (67.6%; Managing Member)
Breckinridge Wind, LLC (100%; Sole Member)
Carousel Wind, LLC (100%; Sole Member)
Cedar Bluff Wind Energy, LLC (100%; Sole Member)

Coram Portfolio II, LLC (100%; Sole Member)
Tusk Wind Holdings V, LLC (100%; Sole Member)
RET Coram Tehachapi Wind GP, LLC (100%; Sole Member)
Coram California Development, L.P. (0.01%; General Partner)
RET Tehachapi Wind Development, LLC (100%; Sole Member)
Coram California Development, L.P. (99.99%; Limited Partner)
Coram Portfolio, LLC (100%; Sole Member)
Tusk Wind Holdings IV, LLC (100%; Sole Member)
Coram Energy LLC (100%; Sole Member)
Coram Tehachapi, LLC (100%; Sole Member)
HW CA Holdings, LLC (100%; Member)
High Winds, LLC (100%; Sole Member)
Javelina Wind Funding, LLC (100%; Sole Member)
Javelina Wind Energy Holdings, LLC (100%; Sole Member)
Javelina Wind Energy, LLC (100%; Sole Member)
Javelina Interconnection, LLC (55%; Managing Member)
Kingman Wind I, LLC (100%; Sole Member)
Kingman Wind II, LLC (100%; Sole Member)
Mammoth Plains Wind Project Holdings, LLC (100%; Sole Member)
Mammoth Plains Wind Project, LLC (100%; Class B Member)
Mammoth Plains Wind Project, LLC (100%; Class A Member)
Mammoth Plains Wind, LLC (100%; Sole Member)
Meadowlark Wind, LLC (100%; Sole Member)
NEP Ninnescah Thermal Storage, LLC (100%; Sole Member)
NEP Nitro Renewables Holdings, LLC (100%; Sole Member)
NEP Renewables Holdings II, LLC (100%; Sole Member)
NEP Renewables II, LLC (100%; Managing Member)
Ashtabula Wind II, LLC (100%; Sole Member)
Ashtabula Wind III, LLC (100%; Sole Member)
FPL Energy Vansycle L.L.C. (100%; Sole Member)
Garden Wind, LLC (100%; Sole Member)
Perrin Ranch Wind, LLC (100%; Sole Member)
Rosmar Portfolio, LLC (100%; Sole Member)
Rosmar Holdings, LLC (100%; Member)
Marshall Solar, LLC (100%; Sole Member)
Roswell Solar, LLC (100%; Sole Member)
Roswell Solar Holdings, LLC (100%; Sole Member)
SSSS Holdings, LLC (100%; Sole Member)
Silver State South Solar, LLC (49.99%; Managing Member)
Silver State Solar Power South, LLC (100%; Sole Member)
Tuscola Bay Wind, LLC (100%; Sole Member)
White Oak Energy Holdings, LLC (100%; Sole Member)
White Oak Energy LLC (100%; Sole Member)
NEP Renewables Holdings III, LLC (100%; Sole Member)
NEP Renewables III, LLC (50%; Class B Member)
Star Moon Holdings, LLC (100%; Class A Member)
Moonlight Bay Class A Holdings, LLC (100%; Sole Member)
Moonlight Bay Renewables, LLC (100%; Class A Member)
Dodge Flat Solar, LLC (100%; Sole Member)
Elora Solar, LLC (100%; Sole Member)
Fish Springs Ranch Solar, LLC (100%; Sole Member)
Little Blue Wind Project, LLC (100%; Sole Member)
Minco Wind Energy III, LLC (100%; Sole Member)
Minco IV & V Interconnection, LLC (27.04%; Managing Member)
White Mesa Wind, LLC (100%; Sole Member)
Stargrass Class A Holdings, LLC (100%; Sole Member)
Stargrass, LLC (100%; Class A Member)

Borderlands Wind, LLC (100%; Sole Member)
Borderlands Wind Holdings, LLC (100%; Sole Member)
Cool Springs Solar, LLC (100%; Sole Member)
Ensign Wind Energy, LLC (100%; Sole Member)
Hubbard Wind, LLC (100%; Sole Member)
Irish Creek Wind, LLC (100%; Sole Member)
Quinebaug Solar, LLC (100%; Sole Member)
Quitman II Solar, LLC (100%; Sole Member)
NEP Renewables III, LLC (100%; Class A Member)
Star Moon Holdings, LLC (100%; Class A Member)
Moonlight Bay Class A Holdings, LLC (100%; Sole Member)
Moonlight Bay Renewables, LLC (100%; Class A Member)
Dodge Flat Solar, LLC (100%; Sole Member)
Elora Solar, LLC (100%; Sole Member)
Fish Springs Ranch Solar, LLC (100%; Sole Member)
Little Blue Wind Project, LLC (100%; Sole Member)
Minco Wind Energy III, LLC (100%; Sole Member)
Minco IV & V Interconnection, LLC (27.04%; Managing Member)
White Mesa Wind, LLC (100%; Sole Member)
Stargrass Class A Holdings, LLC (100%; Sole Member)
Stargrass, LLC (100%; Class A Member)
Borderlands Wind, LLC (100%; Sole Member)
Borderlands Wind Holdings, LLC (100%; Sole Member)
Cool Springs Solar, LLC (100%; Sole Member)
Ensign Wind Energy, LLC (100%; Sole Member)
Hubbard Wind, LLC (100%; Sole Member)
Irish Creek Wind, LLC (100%; Sole Member)
Quinebaug Solar, LLC (100%; Sole Member)
Quitman II Solar, LLC (100%; Sole Member)
NEP Renewables Holdings IV, LLC (100%; Sole Member)
NEP Renewables IV, LLC (100%; Class A Member)
Alta Wind Portfolio, LLC (100%; Sole Member)
Tusk Wind Holdings, LLC (100%; Sole Member)
Alta Wind VIII, LLC (100%; Sole Member)
Dogwood Wind Holdings, LLC (100%; Sole Member)
Dogwood Wind, LLC (100%; Class A Tax Equity Member)
Oliver Wind III, LLC (100%; Sole Member)
Osborn Wind Energy, LLC (100%; Sole Member)
Elk City Sholes Holdings, LLC (100%; Sole Member)
Elk City II Wind Funding, LLC (100%; Sole Member)
Southwest Wind, LLC (100%; Class A Tax Equity Member)
Elk City Renewables II, LLC (100%; Sole Member)
Sholes Wind Funding, LLC (100%; Sole Member)
Sholes Wind Class A Holdings, LLC (100%; Sole Member)
Sholes Wind, LLC (100%; Class A Member)
Emerald Breeze Holdings, LLC (100%; Class A Member)
Emerald Breeze Class A Holdings, LLC (100%; Sole Member)
Emerald Breeze, LLC (100%; Class A Member)
Appaloosa Run Wind, LLC (100%; Sole Member)
Eight Point Wind, LLC (100%; Sole Member)
Great Prairie Wind, LLC (100%; Sole Member)
Yellow Pine Solar, LLC (100%; Sole Member)
Yellow Pine Solar Interconnect, LLC (50%; Managing Member)
Golden West Wind Holdings, LLC (100%; Sole Member)
Golden West Power Partners, LLC (100%; Class A Tax Equity Member)
Nokota Wind Holdings, LLC (100%; Sole Member)
Nokota Wind, LLC (100%; Class A Tax Equity Member)

Brady Wind II, LLC (100%; Sole Member)
Brady Interconnection, LLC (50%; Member)
Brady Wind, LLC (100%; Sole Member)
Brady Interconnection, LLC (50%; Managing Member)
Sac County Wind Holdings, LLC (100%; Sole Member)
Sac County Wind Class A Holdings, LLC (100%; Class A Member)
Sac County Wind, LLC (100%; Class A Member)
NEP Renewables IV, LLC (31.2%; Class B Member)
Alta Wind Portfolio, LLC (100%; Sole Member)
Tusk Wind Holdings, LLC (100%; Sole Member)
Alta Wind VIII, LLC (100%; Sole Member)
Dogwood Wind Holdings, LLC (100%; Sole Member)
Dogwood Wind, LLC (100%; Class A Tax Equity Member)
Oliver Wind III, LLC (100%; Sole Member)
Osborn Wind Energy, LLC (100%; Sole Member)
Elk City Sholes Holdings, LLC (100%; Sole Member)
Elk City II Wind Funding, LLC (100%; Sole Member)
Southwest Wind, LLC (100%; Class A Tax Equity Member)
Elk City Renewables II, LLC (100%; Sole Member)
Sholes Wind Funding, LLC (100%; Sole Member)
Sholes Wind Class A Holdings, LLC (100%; Sole Member)
Sholes Wind, LLC (100%; Class A Member)
Emerald Breeze Holdings, LLC (100%; Class A Member)
Emerald Breeze Class A Holdings, LLC (100%; Sole Member)
Emerald Breeze, LLC (100%; Class A Member)
Appaloosa Run Wind, LLC (100%; Sole Member)
Eight Point Wind, LLC (100%; Sole Member)
Great Prairie Wind, LLC (100%; Sole Member)
Yellow Pine Solar, LLC (100%; Sole Member)
Yellow Pine Solar Interconnect, LLC (50%; Managing Member)
Golden West Wind Holdings, LLC (100%; Sole Member)
Golden West Power Partners, LLC (100%; Class A Tax Equity Member)
Nokota Wind Holdings, LLC (100%; Sole Member)
Nokota Wind, LLC (100%; Class A Tax Equity Member)
Brady Wind II, LLC (100%; Sole Member)
Brady Interconnection, LLC (50%; Member)
Brady Wind, LLC (100%; Sole Member)
Brady Interconnection, LLC (50%; Managing Member)
Sac County Wind Holdings, LLC (100%; Sole Member)
Sac County Wind Class A Holdings, LLC (100%; Class A Member)
Sac County Wind, LLC (100%; Class A Member)
NEP Renewables Holdings, LLC (100%; Sole Member)
NEP Renewables, LLC (100%; Sole Member)
Breckinridge Wind Class A Holdings, LLC (100%; Sole Member)
Breckinridge Wind Project, LLC (100%; Class A Tax Equity Member)
Carousel Wind Holdings, LLC (100%; Sole Member)
Carousel Wind Farm, LLC (100%; Class A Tax Equity Member)
Monarch Wind Holdings, LLC (100%; Sole Member)
Monarch Wind, LLC (100%; Class A Tax Equity Member)
Javelina Wind Holdings II, LLC (100%; Sole Member)
Javelina Wind Energy II, LLC (100%; Sole Member)
Javelina Interconnection, LLC (45%; Member)
Rush Springs Wind Energy, LLC (100%; Sole Member)
Mountain View Solar Holdings, LLC (100%; Sole Member)
Mountain View Solar, LLC (100%; Sole Member)
Pacific Plains Wind Class A Holdings, LLC (100%; Sole Member)
Pacific Plains Wind, LLC (100%; Class A Tax Equity Member)

Cottonwood Wind Project Holdings, LLC (100%; Sole Member)
Cottonwood Wind Project, LLC (100%; Sole Member)
Golden Hills North Wind, LLC (100%; Sole Member)
Golden Hills Interconnection, LLC (32.4%; Member)
NextEra Energy Bluff Point, LLC (100%; Sole Member)
NextEra Desert Sunlight Holdings, LLC (99.8%; Member)
Desert Sunlight Investment Holdings, LLC (50%; Managing Member)
Desert Sunlight Holdings, LLC (100%; Sole Member)
Desert Sunlight 250, LLC (100%; Sole Member)
Desert Sunlight 300, LLC (100%; Sole Member)
Ninnescah Wind Renewables, LLC (100%; Sole Member)
Nutmeg Solar Holdings, LLC (33.3%; Member)
Nutmeg Solar, LLC (100%; Sole Member)
Palo Duro Wind, LLC (100%; Sole Member)
Palomino Wind Holdings, LLC (100%; Sole Member)
Palomino Wind, LLC (100%; Class A Tax Equity Member)
Kingman Wind Energy I, LLC (100%; Sole Member)
Kingman Wind Energy II, LLC (100%; Sole Member)
Prairie View Wind Holdings, LLC (100%; Sole Member)
Ninnescah Wind Energy LLC (100%; Sole Member)
Seiling Wind Energy II, LLC (100%; Sole Member)
Seiling Wind Investments, LLC (100%; Sole Member)
Seiling Wind Holdings, LLC (100%; Sole Member)
Seiling Wind Portfolio, LLC (100%; Class A Tax Equity Member)
Seiling Wind II, LLC (100%; Sole Member)
Seiling Wind Interconnection Services, LLC (33%; Member)
Seiling Wind, LLC (100%; Sole Member)
Seiling Wind Interconnection Services, LLC (67%; Managing Member)
Shaw Creek Solar Holdings, LLC (33.3%; Member)
Shaw Creek Solar, LLC (100%; Sole Member)
Solar Holdings Portfolio 12, LLC (100%; Class C Member)
DG Portfolio 2019 Funding, LLC (100%; Sole Member)
DG Portfolio 2019 Holdings, LLC (100%; Sole Member)
DG Portfolio 2019, LLC (100%; Sole Member)
DG Amaze, LLC (100%; Sole Member)
DG California Solar, LLC (100%; Sole Member)
DG Colorado Solar, LLC (100%; Sole Member)
DG LF Solar, LLC (100%; Sole Member)
DG Minnesota CSG 1, LLC (100%; Sole Member)
DG Minnesota CSG, LLC (100%; Sole Member)
DG New Jersey Solar, LLC (100%; Sole Member)
DG New York Solar, LLC (100%; Sole Member)
DG Northeast Solar, LLC (100%; Sole Member)
DG SUNY Solar 1, LLC (100%; Sole Member)
DG Southwest Solar Portfolio 2019, LLC (100%; Sole Member)
HL Solar LLC (100%; Sole Member)
DG Waipio, LLC (100%; Sole Member)
Pacific Energy Solutions LLC (100%; Sole Member)
W2 Solar Holdings, LLC (100%; Sole Member)
Sierra Solar Funding, LLC (100%; Sole Member)
Sierra Solar Holdings, LLC (100%; Sole Member)
Westside Solar, LLC (100%; Sole Member)
Whitney Point Solar, LLC (100%; Sole Member)
Southwest Solar Holdings, LLC (100%; Sole Member)
Hatch Solar Energy Center I LLC (100%; Sole Member)
Sunlight Renewables Holdings, LLC (100%; Class A Member)
Sunlight Renewables Class A Holdings, LLC (100%; Sole Member)

Sunlight Renewables, LLC (100%; Class A Member)
 Sunlight Storage, LLC (100%; Sole Member)
 VMCLR Holdings, LLC (100%; Sole Member)
 Indigo Plains Solar Class B Holdings, LLC (100%; Sole Member)
 Indigo Plains Solar, LLC (100%; Class B Tax Equity Member)
 Chaves County Solar, LLC (100%; Sole Member)
 Chaves County Solar Holdings, LLC (100%; Sole Member)
 Live Oak Solar, LLC (100%; Sole Member)
 River Bend Solar, LLC (100%; Sole Member)
 Indigo Plains Solar Funding, LLC (100%; Sole Member)
 Indigo Plains Solar Holdings, LLC (100%; Sole Member)
 Indigo Plains Solar, LLC (100%; Class A Tax Equity Member)
 Chaves County Solar, LLC (100%; Sole Member)
 Chaves County Solar Holdings, LLC (100%; Sole Member)
 Live Oak Solar, LLC (100%; Sole Member)
 River Bend Solar, LLC (100%; Sole Member)
 Whiptail-Montezuma Funding, LLC (100%; Sole Member)
 Whiptail-Montezuma Holdings, LLC (100%; Sole Member)
 Montezuma Wind Holdings II, LLC (100%; Sole Member)
 NextEra Energy Montezuma II Wind, LLC (100%; Sole Member)
 Southwest Wind Class A Holdings, LLC (100%; Class A Member)
 Whiptail Wind, LLC (100%; Class A Tax Equity Member)
 Casa Mesa Wind, LLC (100%; Sole Member)
 Casa Mesa Wind Investments, LLC (100%; Sole Member)
 Langdon Renewables, LLC (100%; Sole Member)
 New Mexico Wind, LLC (100%; Sole Member)
 Pacific Power Investments, LLC (100%; Sole Member)
 Southwest Wind Class A Holdings, LLC (100%; Class B Member)
 Whiptail Wind, LLC (100%; Class A Tax Equity Member)
 Casa Mesa Wind, LLC (100%; Sole Member)
 Casa Mesa Wind Investments, LLC (100%; Sole Member)
 Langdon Renewables, LLC (100%; Sole Member)
 New Mexico Wind, LLC (100%; Sole Member)
 Pacific Power Investments, LLC (100%; Sole Member)
 Windstar Portfolio, LLC (100%; Sole Member)
 Tusk Wind Holdings II, LLC (100%; Sole Member)
 Windstar Energy, LLC (100%; Sole Member)
 NextEra Energy Partners Constructors, LLC (100%; Sole Member)
 NextEra Energy Partners Solar Acquisitions, LLC (100%; Sole Member)
 Adelanto CA II, LLC (100%; Sole Member)
 Adelanto Solar Funding, LLC (50.01%; Member)
 Adelanto Solar Holdings, LLC (100%; Sole Member)
 Adelanto Solar II, LLC (100%; Sole Member)
 Adelanto Solar, LLC (100%; Sole Member)
 McCoy CA II, LLC (100%; Sole Member)
 McCoy Solar Holdings, LLC (50.01%; Member)
 McCoy Solar Funding, LLC (100%; Sole Member)
 McCoy Solar, LLC (100%; Sole Member)
 NextEra Desert Center Blythe, LLC (50%; Member)
 NextEra Energy Partners Ventures, LLC (100%; Sole Member)
 NET Holdings Management, LLC (100%; Sole Member)
 NextEra Energy Partners Pipelines Holdings, LLC (100%; Sole Member)
 NextEra Energy Partners Pipelines, LLC (100%; Class A Member)
 Meade Pipeline Investment Holdings, LLC (100%; Sole Member)
 Meade Pipeline Investment, LLC (100%; Sole Member)
 Meade Pipeline Co LLC (75%; Managing Member)
 Redwood Meade Pipeline, LLC (100%; Sole Member)

Redwood Midstream, LLC (90%; Managing Member)
 Redwood Meade Midstream MPC, LLC (100%; Sole Member)
 Meade Pipeline Co LLC (15%; Member)
 River Road Interests LLC (100%; Sole Member)
 Meade Pipeline Co LLC (10%; Member)
 Redwood Midstream, LLC (10%; Member)
 Redwood Meade Midstream MPC, LLC (100%; Sole Member)
 Meade Pipeline Co LLC (15%; Member)
 River Road Interests LLC (100%; Sole Member)
 Meade Pipeline Co LLC (10%; Member)
 South Texas Midstream Holdings, LLC (100%; Sole Member)
 South Texas Midstream, LLC (100%; Class A Member)
 South Texas Midstream, LLC (100%; Class B Member)
 Northern Colorado Wind Energy, LLC (100%; Sole Member)
 Palo Duro Wind Portfolio, LLC (100%; Sole Member)
 Palo Duro Wind Project Holdings, LLC (100%; Sole Member)
 Palo Duro Wind Energy, LLC (100%; Sole Member)
 Palo Duro Wind Interconnection Services, LLC (88%; Managing Member)
 Shafter Solar Portfolio, LLC (100%; Sole Member)
 Shafter Solar Holdings, LLC (100%; Sole Member)
 Shafter Solar, LLC (100%; Sole Member)
 Tusk Wind Holdings III, LLC (100%; Sole Member)
 Granite Reliable Power, LLC (100%; Sole Member)
 NextEra Energy Operating Partners, LP (51.364%; Limited Partner)
 NextEra Energy US Partners Holdings, LLC (100%; Sole Member)
 Dissolution Solutions (NEP), LLC (100%; Sole Member)
 Genesis Purchaser Holdings, LLC (100%; Sole Member)
 Genesis Purchaser, LLC (100%; Sole Member)
 Genesis Solar Funding Holdings, LLC (100%; Sole Member)
 Genesis Solar Funding, LLC (100%; Sole Member)
 Genesis Solar Holdings, LLC (100%; Class A Tax Equity Member)
 Elk City Wind, LLC (100%; Sole Member)
 Genesis Solar, LLC (100%; Sole Member)
 NextEra Desert Center Blythe, LLC (50%; Member)
 Golden Plains Class A Holdings, LLC (100%; Sole Member)
 Golden Plains, LLC (100%; Class A Member)
 Baldwin Wind Energy, LLC (100%; Sole Member)
 Northern Colorado Wind Energy Center II, LLC (100%; Sole Member)
 Northern Colorado Interconnect, LLC (12.9%; Member)
 Northern Colorado Wind Energy Center, LLC (100%; Sole Member)
 Northern Colorado Interconnect, LLC (87.1%; Managing Member)
 Wilmot Energy Center, LLC (100%; Sole Member)
 Pine Brooke Class A Holdings, LLC (40%; Member)
 Pine Brooke, LLC (100%; Class A Tax Equity Member)
 Blue Summit III Wind, LLC (100%; Sole Member)
 Blue Summit Interconnection, LLC (25%; Member)
 Harmony Florida Solar, LLC (100%; Sole Member)
 Ponderosa Wind, LLC (100%; Sole Member)
 Saint Solar, LLC (100%; Sole Member)
 Sanford Airport Solar, LLC (100%; Sole Member)
 Soldier Creek Wind, LLC (100%; Sole Member)
 Taylor Creek Solar, LLC (100%; Sole Member)
 NextEra Energy Partners Acquisitions, LLC (100%; Sole Member)
 Baldwin Wind, LLC (100%; Sole Member)
 Bayhawk Wind Portfolio, LLC (100%; Sole Member)
 Bayhawk Wind Holdings, LLC (100%; Sole Member)

Bayhawk Wind, LLC (100%; Class A Member)
Cedar Bluff Wind, LLC (100%; Sole Member)
Golden Hills Wind, LLC (100%; Sole Member)
Golden Hills Interconnection, LLC (67.6%; Managing Member)
Breckinridge Wind, LLC (100%; Sole Member)
Carousel Wind, LLC (100%; Sole Member)
Cedar Bluff Wind Energy, LLC (100%; Sole Member)
Coram Portfolio II, LLC (100%; Sole Member)
Tusk Wind Holdings V, LLC (100%; Sole Member)
RET Coram Tehachapi Wind GP, LLC (100%; Sole Member)
Coram California Development, L.P. (0.01%; General Partner)
RET Tehachapi Wind Development, LLC (100%; Sole Member)
Coram California Development, L.P. (99.99%; Limited Partner)
Coram Portfolio, LLC (100%; Sole Member)
Tusk Wind Holdings IV, LLC (100%; Sole Member)
Coram Energy LLC (100%; Sole Member)
Coram Tehachapi, LLC (100%; Sole Member)
HW CA Holdings, LLC (100%; Member)
High Winds, LLC (100%; Sole Member)
Javelina Wind Funding, LLC (100%; Sole Member)
Javelina Wind Energy Holdings, LLC (100%; Sole Member)
Javelina Wind Energy, LLC (100%; Sole Member)
Javelina Interconnection, LLC (55%; Managing Member)
Kingman Wind I, LLC (100%; Sole Member)
Kingman Wind II, LLC (100%; Sole Member)
Mammoth Plains Wind Project Holdings, LLC (100%; Sole Member)
Mammoth Plains Wind Project, LLC (100%; Class B Member)
Mammoth Plains Wind Project, LLC (100%; Class A Member)
Mammoth Plains Wind, LLC (100%; Sole Member)
Meadowlark Wind, LLC (100%; Sole Member)
NEP Ninnescah Thermal Storage, LLC (100%; Sole Member)
NEP Nitro Renewables Holdings, LLC (100%; Sole Member)
NEP Renewables Holdings II, LLC (100%; Sole Member)
NEP Renewables II, LLC (100%; Managing Member)
Ashtabula Wind II, LLC (100%; Sole Member)
Ashtabula Wind III, LLC (100%; Sole Member)
FPL Energy Vansycle L.L.C. (100%; Sole Member)
Garden Wind, LLC (100%; Sole Member)
Perrin Ranch Wind, LLC (100%; Sole Member)
Rosmar Portfolio, LLC (100%; Sole Member)
Rosmar Holdings, LLC (100%; Member)
Marshall Solar, LLC (100%; Sole Member)
Roswell Solar, LLC (100%; Sole Member)
Roswell Solar Holdings, LLC (100%; Sole Member)
SSSS Holdings, LLC (100%; Sole Member)
Silver State South Solar, LLC (49.99%; Managing Member)
Silver State Solar Power South, LLC (100%; Sole Member)
Tuscola Bay Wind, LLC (100%; Sole Member)
White Oak Energy Holdings, LLC (100%; Sole Member)
White Oak Energy LLC (100%; Sole Member)
NEP Renewables Holdings III, LLC (100%; Sole Member)
NEP Renewables III, LLC (50%; Class B Member)
Star Moon Holdings, LLC (100%; Class A Member)
Moonlight Bay Class A Holdings, LLC (100%; Sole Member)
Moonlight Bay Renewables, LLC (100%; Class A Member)
Dodge Flat Solar, LLC (100%; Sole Member)
Elora Solar, LLC (100%; Sole Member)

Fish Springs Ranch Solar, LLC (100%; Sole Member)
 Little Blue Wind Project, LLC (100%; Sole Member)
 Minco Wind Energy III, LLC (100%; Sole Member)
 Minco IV & V Interconnection, LLC (27.04%; Managing Member)
 White Mesa Wind, LLC (100%; Sole Member)
 Stargrass Class A Holdings, LLC (100%; Sole Member)
 Stargrass, LLC (100%; Class A Member)
 Borderlands Wind, LLC (100%; Sole Member)
 Borderlands Wind Holdings, LLC (100%; Sole Member)
 Cool Springs Solar, LLC (100%; Sole Member)
 Ensign Wind Energy, LLC (100%; Sole Member)
 Hubbard Wind, LLC (100%; Sole Member)
 Irish Creek Wind, LLC (100%; Sole Member)
 Quinebaug Solar, LLC (100%; Sole Member)
 Quitman II Solar, LLC (100%; Sole Member)
 NEP Renewables III, LLC (100%; Class A Member)
 Star Moon Holdings, LLC (100%; Class A Member)
 Moonlight Bay Class A Holdings, LLC (100%; Sole Member)
 Moonlight Bay Renewables, LLC (100%; Class A Member)
 Dodge Flat Solar, LLC (100%; Sole Member)
 Elora Solar, LLC (100%; Sole Member)
 Fish Springs Ranch Solar, LLC (100%; Sole Member)
 Little Blue Wind Project, LLC (100%; Sole Member)
 Minco Wind Energy III, LLC (100%; Sole Member)
 Minco IV & V Interconnection, LLC (27.04%; Managing Member)
 White Mesa Wind, LLC (100%; Sole Member)
 Stargrass Class A Holdings, LLC (100%; Sole Member)
 Stargrass, LLC (100%; Class A Member)
 Borderlands Wind, LLC (100%; Sole Member)
 Borderlands Wind Holdings, LLC (100%; Sole Member)
 Cool Springs Solar, LLC (100%; Sole Member)
 Ensign Wind Energy, LLC (100%; Sole Member)
 Hubbard Wind, LLC (100%; Sole Member)
 Irish Creek Wind, LLC (100%; Sole Member)
 Quinebaug Solar, LLC (100%; Sole Member)
 Quitman II Solar, LLC (100%; Sole Member)
 NEP Renewables Holdings IV, LLC (100%; Sole Member)
 NEP Renewables IV, LLC (100%; Class A Member)
 Alta Wind Portfolio, LLC (100%; Sole Member)
 Tusk Wind Holdings, LLC (100%; Sole Member)
 Alta Wind VIII, LLC (100%; Sole Member)
 Dogwood Wind Holdings, LLC (100%; Sole Member)
 Dogwood Wind, LLC (100%; Class A Tax Equity Member)
 Oliver Wind III, LLC (100%; Sole Member)
 Osborn Wind Energy, LLC (100%; Sole Member)
 Elk City Sholes Holdings, LLC (100%; Sole Member)
 Elk City II Wind Funding, LLC (100%; Sole Member)
 Southwest Wind, LLC (100%; Class A Tax Equity Member)
 Elk City Renewables II, LLC (100%; Sole Member)
 Sholes Wind Funding, LLC (100%; Sole Member)
 Sholes Wind Class A Holdings, LLC (100%; Sole Member)
 Sholes Wind, LLC (100%; Class A Member)
 Emerald Breeze Holdings, LLC (100%; Class A Member)
 Emerald Breeze Class A Holdings, LLC (100%; Sole Member)
 Emerald Breeze, LLC (100%; Class A Member)
 Appaloosa Run Wind, LLC (100%; Sole Member)
 Eight Point Wind, LLC (100%; Sole Member)

Great Prairie Wind, LLC (100%; Sole Member)
Yellow Pine Solar, LLC (100%; Sole Member)
Yellow Pine Solar Interconnect, LLC (50%; Managing Member)
Golden West Wind Holdings, LLC (100%; Sole Member)
Golden West Power Partners, LLC (100%; Class A Tax Equity Member)
Nokota Wind Holdings, LLC (100%; Sole Member)
Nokota Wind, LLC (100%; Class A Tax Equity Member)
Brady Wind II, LLC (100%; Sole Member)
Brady Interconnection, LLC (50%; Member)
Brady Wind, LLC (100%; Sole Member)
Brady Interconnection, LLC (50%; Managing Member)
Sac County Wind Holdings, LLC (100%; Sole Member)
Sac County Wind Class A Holdings, LLC (100%; Class A Member)
Sac County Wind, LLC (100%; Class A Member)
NEP Renewables IV, LLC (31.2%; Class B Member)
Alta Wind Portfolio, LLC (100%; Sole Member)
Tusk Wind Holdings, LLC (100%; Sole Member)
Alta Wind VIII, LLC (100%; Sole Member)
Dogwood Wind Holdings, LLC (100%; Sole Member)
Dogwood Wind, LLC (100%; Class A Tax Equity Member)
Oliver Wind III, LLC (100%; Sole Member)
Osborn Wind Energy, LLC (100%; Sole Member)
Elk City Sholes Holdings, LLC (100%; Sole Member)
Elk City II Wind Funding, LLC (100%; Sole Member)
Southwest Wind, LLC (100%; Class A Tax Equity Member)
Elk City Renewables II, LLC (100%; Sole Member)
Sholes Wind Funding, LLC (100%; Sole Member)
Sholes Wind Class A Holdings, LLC (100%; Sole Member)
Sholes Wind, LLC (100%; Class A Member)
Emerald Breeze Holdings, LLC (100%; Class A Member)
Emerald Breeze Class A Holdings, LLC (100%; Sole Member)
Emerald Breeze, LLC (100%; Class A Member)
Appaloosa Run Wind, LLC (100%; Sole Member)
Eight Point Wind, LLC (100%; Sole Member)
Great Prairie Wind, LLC (100%; Sole Member)
Yellow Pine Solar, LLC (100%; Sole Member)
Yellow Pine Solar Interconnect, LLC (50%; Managing Member)
Golden West Wind Holdings, LLC (100%; Sole Member)
Golden West Power Partners, LLC (100%; Class A Tax Equity Member)
Nokota Wind Holdings, LLC (100%; Sole Member)
Nokota Wind, LLC (100%; Class A Tax Equity Member)
Brady Wind II, LLC (100%; Sole Member)
Brady Interconnection, LLC (50%; Member)
Brady Wind, LLC (100%; Sole Member)
Brady Interconnection, LLC (50%; Managing Member)
Sac County Wind Holdings, LLC (100%; Sole Member)
Sac County Wind Class A Holdings, LLC (100%; Class A Member)
Sac County Wind, LLC (100%; Class A Member)
NEP Renewables Holdings, LLC (100%; Sole Member)
NEP Renewables, LLC (100%; Sole Member)
Breckinridge Wind Class A Holdings, LLC (100%; Sole Member)
Breckinridge Wind Project, LLC (100%; Class A Tax Equity Member)
Carousel Wind Holdings, LLC (100%; Sole Member)
Carousel Wind Farm, LLC (100%; Class A Tax Equity Member)
Monarch Wind Holdings, LLC (100%; Sole Member)
Monarch Wind, LLC (100%; Class A Tax Equity Member)
Javelina Wind Holdings II, LLC (100%; Sole Member)

Javelina Wind Energy II, LLC (100%; Sole Member)
Javelina Interconnection, LLC (45%; Member)
Rush Springs Wind Energy, LLC (100%; Sole Member)
Mountain View Solar Holdings, LLC (100%; Sole Member)
Mountain View Solar, LLC (100%; Sole Member)
Pacific Plains Wind Class A Holdings, LLC (100%; Sole Member)
Pacific Plains Wind, LLC (100%; Class A Tax Equity Member)
Cottonwood Wind Project Holdings, LLC (100%; Sole Member)
Cottonwood Wind Project, LLC (100%; Sole Member)
Golden Hills North Wind, LLC (100%; Sole Member)
Golden Hills Interconnection, LLC (32.4%; Member)
NextEra Energy Bluff Point, LLC (100%; Sole Member)
NextEra Desert Sunlight Holdings, LLC (99.8%; Member)
Desert Sunlight Investment Holdings, LLC (50%; Managing Member)
Desert Sunlight Holdings, LLC (100%; Sole Member)
Desert Sunlight 250, LLC (100%; Sole Member)
Desert Sunlight 300, LLC (100%; Sole Member)
Ninnescah Wind Renewables, LLC (100%; Sole Member)
Nutmeg Solar Holdings, LLC (33.3%; Member)
Nutmeg Solar, LLC (100%; Sole Member)
Palo Duro Wind, LLC (100%; Sole Member)
Palomino Wind Holdings, LLC (100%; Sole Member)
Palomino Wind, LLC (100%; Class A Tax Equity Member)
Kingman Wind Energy I, LLC (100%; Sole Member)
Kingman Wind Energy II, LLC (100%; Sole Member)
Prairie View Wind Holdings, LLC (100%; Sole Member)
Ninnescah Wind Energy LLC (100%; Sole Member)
Seiling Wind Energy II, LLC (100%; Sole Member)
Seiling Wind Investments, LLC (100%; Sole Member)
Seiling Wind Holdings, LLC (100%; Sole Member)
Seiling Wind Portfolio, LLC (100%; Class A Tax Equity Member)
Seiling Wind II, LLC (100%; Sole Member)
Seiling Wind Interconnection Services, LLC (33%; Member)
Seiling Wind, LLC (100%; Sole Member)
Seiling Wind Interconnection Services, LLC (67%; Managing Member)
Shaw Creek Solar Holdings, LLC (33.3%; Member)
Shaw Creek Solar, LLC (100%; Sole Member)
Solar Holdings Portfolio 12, LLC (100%; Class C Member)
DG Portfolio 2019 Funding, LLC (100%; Sole Member)
DG Portfolio 2019 Holdings, LLC (100%; Sole Member)
DG Portfolio 2019, LLC (100%; Sole Member)
DG Amaze, LLC (100%; Sole Member)
DG California Solar, LLC (100%; Sole Member)
DG Colorado Solar, LLC (100%; Sole Member)
DG LF Solar, LLC (100%; Sole Member)
DG Minnesota CSG 1, LLC (100%; Sole Member)
DG Minnesota CSG, LLC (100%; Sole Member)
DG New Jersey Solar, LLC (100%; Sole Member)
DG New York Solar, LLC (100%; Sole Member)
DG Northeast Solar, LLC (100%; Sole Member)
DG SUNY Solar 1, LLC (100%; Sole Member)
DG Southwest Solar Portfolio 2019, LLC (100%; Sole Member)
HL Solar LLC (100%; Sole Member)
DG Waipio, LLC (100%; Sole Member)
Pacific Energy Solutions LLC (100%; Sole Member)
W2 Solar Holdings, LLC (100%; Sole Member)
Sierra Solar Funding, LLC (100%; Sole Member)

Sierra Solar Holdings, LLC (100%; Sole Member)
Westside Solar, LLC (100%; Sole Member)
Whitney Point Solar, LLC (100%; Sole Member)
Southwest Solar Holdings, LLC (100%; Sole Member)
Hatch Solar Energy Center I LLC (100%; Sole Member)
Sunlight Renewables Holdings, LLC (100%; Class A Member)
Sunlight Renewables Class A Holdings, LLC (100%; Sole Member)
Sunlight Renewables, LLC (100%; Class A Member)
Sunlight Storage, LLC (100%; Sole Member)
VMCLR Holdings, LLC (100%; Sole Member)
Indigo Plains Solar Class B Holdings, LLC (100%; Sole Member)
Indigo Plains Solar, LLC (100%; Class B Tax Equity Member)
Chaves County Solar, LLC (100%; Sole Member)
Chaves County Solar Holdings, LLC (100%; Sole Member)
Live Oak Solar, LLC (100%; Sole Member)
River Bend Solar, LLC (100%; Sole Member)
Indigo Plains Solar Funding, LLC (100%; Sole Member)
Indigo Plains Solar Holdings, LLC (100%; Sole Member)
Indigo Plains Solar, LLC (100%; Class A Tax Equity Member)
Chaves County Solar, LLC (100%; Sole Member)
Chaves County Solar Holdings, LLC (100%; Sole Member)
Live Oak Solar, LLC (100%; Sole Member)
River Bend Solar, LLC (100%; Sole Member)
Whiptail-Montezuma Funding, LLC (100%; Sole Member)
Whiptail-Montezuma Holdings, LLC (100%; Sole Member)
Montezuma Wind Holdings II, LLC (100%; Sole Member)
NextEra Energy Montezuma II Wind, LLC (100%; Sole Member)
Southwest Wind Class A Holdings, LLC (100%; Class A Member)
Whiptail Wind, LLC (100%; Class A Tax Equity Member)
Casa Mesa Wind, LLC (100%; Sole Member)
Casa Mesa Wind Investments, LLC (100%; Sole Member)
Langdon Renewables, LLC (100%; Sole Member)
New Mexico Wind, LLC (100%; Sole Member)
Pacific Power Investments, LLC (100%; Sole Member)
Southwest Wind Class A Holdings, LLC (100%; Class B Member)
Whiptail Wind, LLC (100%; Class A Tax Equity Member)
Casa Mesa Wind, LLC (100%; Sole Member)
Casa Mesa Wind Investments, LLC (100%; Sole Member)
Langdon Renewables, LLC (100%; Sole Member)
New Mexico Wind, LLC (100%; Sole Member)
Pacific Power Investments, LLC (100%; Sole Member)
Windstar Portfolio, LLC (100%; Sole Member)
Tusk Wind Holdings II, LLC (100%; Sole Member)
Windstar Energy, LLC (100%; Sole Member)
NextEra Energy Partners Constructors, LLC (100%; Sole Member)
NextEra Energy Partners Solar Acquisitions, LLC (100%; Sole Member)
Adelanto CA II, LLC (100%; Sole Member)
Adelanto Solar Funding, LLC (50.01%; Member)
Adelanto Solar Holdings, LLC (100%; Sole Member)
Adelanto Solar II, LLC (100%; Sole Member)
Adelanto Solar, LLC (100%; Sole Member)
McCoy CA II, LLC (100%; Sole Member)
McCoy Solar Holdings, LLC (50.01%; Member)
McCoy Solar Funding, LLC (100%; Sole Member)
McCoy Solar, LLC (100%; Sole Member)
NextEra Desert Center Blythe, LLC (50%; Member)
NextEra Energy Partners Ventures, LLC (100%; Sole Member)

NET Holdings Management, LLC (100%; Sole Member)
NextEra Energy Partners Pipelines Holdings, LLC (100%; Sole Member)
NextEra Energy Partners Pipelines, LLC (100%; Class A Member)
Meade Pipeline Investment Holdings, LLC (100%; Sole Member)
Meade Pipeline Investment, LLC (100%; Sole Member)
Meade Pipeline Co LLC (75%; Managing Member)
Redwood Meade Pipeline, LLC (100%; Sole Member)
Redwood Midstream, LLC (90%; Managing Member)
Redwood Meade Midstream MPC, LLC (100%; Sole Member)
Meade Pipeline Co LLC (15%; Member)
River Road Interests LLC (100%; Sole Member)
Meade Pipeline Co LLC (10%; Member)
Redwood Midstream, LLC (10%; Member)
Redwood Meade Midstream MPC, LLC (100%; Sole Member)
Meade Pipeline Co LLC (15%; Member)
River Road Interests LLC (100%; Sole Member)
Meade Pipeline Co LLC (10%; Member)
South Texas Midstream Holdings, LLC (100%; Sole Member)
South Texas Midstream, LLC (100%; Class A Member)
South Texas Midstream, LLC (100%; Class B Member)
Northern Colorado Wind Energy, LLC (100%; Sole Member)
Palo Duro Wind Portfolio, LLC (100%; Sole Member)
Palo Duro Wind Project Holdings, LLC (100%; Sole Member)
Palo Duro Wind Energy, LLC (100%; Sole Member)
Palo Duro Wind Interconnection Services, LLC (88%; Managing Member)
Shafter Solar Portfolio, LLC (100%; Sole Member)
Shafter Solar Holdings, LLC (100%; Sole Member)
Shafter Solar, LLC (100%; Sole Member)
Tusk Wind Holdings III, LLC (100%; Sole Member)
Granite Reliable Power, LLC (100%; Sole Member)
NextEra Energy Partners, LP (51.364%; Limited Partner)
NextEra Energy Operating Partners GP, LLC (100%; Sole Member)
NextEra Energy Operating Partners, LP (100%; General Partner)
NextEra Energy US Partners Holdings, LLC (100%; Sole Member)
Dissolution Solutions (NEP), LLC (100%; Sole Member)
Genesis Purchaser Holdings, LLC (100%; Sole Member)
Genesis Purchaser, LLC (100%; Sole Member)
Genesis Solar Funding Holdings, LLC (100%; Sole Member)
Genesis Solar Funding, LLC (100%; Sole Member)
Genesis Solar Holdings, LLC (100%; Class A Tax Equity Member)
Elk City Wind, LLC (100%; Sole Member)
Genesis Solar, LLC (100%; Sole Member)
NextEra Desert Center Blythe, LLC (50%; Member)
Golden Plains Class A Holdings, LLC (100%; Sole Member)
Golden Plains, LLC (100%; Class A Member)
Baldwin Wind Energy, LLC (100%; Sole Member)
Northern Colorado Wind Energy Center II, LLC (100%; Sole Member)
Northern Colorado Interconnect, LLC (12.9%; Member)
Northern Colorado Wind Energy Center, LLC (100%; Sole Member)
Northern Colorado Interconnect, LLC (87.1%; Managing Member)
Wilmot Energy Center, LLC (100%; Sole Member)
Pine Brooke Class A Holdings, LLC (40%; Member)
Pine Brooke, LLC (100%; Class A Tax Equity Member)
Blue Summit III Wind, LLC (100%; Sole Member)
Blue Summit Interconnection, LLC (25%; Member)

Harmony Florida Solar, LLC (100%; Sole Member)
Ponderosa Wind, LLC (100%; Sole Member)
Saint Solar, LLC (100%; Sole Member)
Sanford Airport Solar, LLC (100%; Sole Member)
Soldier Creek Wind, LLC (100%; Sole Member)
Taylor Creek Solar, LLC (100%; Sole Member)
NextEra Energy Partners Acquisitions, LLC (100%; Sole Member)
Baldwin Wind, LLC (100%; Sole Member)
Bayhawk Wind Portfolio, LLC (100%; Sole Member)
Bayhawk Wind Holdings, LLC (100%; Sole Member)
Bayhawk Wind, LLC (100%; Class A Member)
Cedar Bluff Wind, LLC (100%; Sole Member)
Golden Hills Wind, LLC (100%; Sole Member)
Golden Hills Interconnection, LLC (67.6%; Managing Member)
Breckinridge Wind, LLC (100%; Sole Member)
Carousel Wind, LLC (100%; Sole Member)
Cedar Bluff Wind Energy, LLC (100%; Sole Member)
Coram Portfolio II, LLC (100%; Sole Member)
Tusk Wind Holdings V, LLC (100%; Sole Member)
RET Coram Tehachapi Wind GP, LLC (100%; Sole Member)
Coram California Development, L.P. (0.01%; General Partner)
RET Tehachapi Wind Development, LLC (100%; Sole Member)
Coram California Development, L.P. (99.99%; Limited Partner)
Coram Portfolio, LLC (100%; Sole Member)
Tusk Wind Holdings IV, LLC (100%; Sole Member)
Coram Energy LLC (100%; Sole Member)
Coram Tehachapi, LLC (100%; Sole Member)
HW CA Holdings, LLC (100%; Member)
High Winds, LLC (100%; Sole Member)
Javelina Wind Funding, LLC (100%; Sole Member)
Javelina Wind Energy Holdings, LLC (100%; Sole Member)
Javelina Wind Energy, LLC (100%; Sole Member)
Javelina Interconnection, LLC (55%; Managing Member)
Kingman Wind I, LLC (100%; Sole Member)
Kingman Wind II, LLC (100%; Sole Member)
Mammoth Plains Wind Project Holdings, LLC (100%; Sole Member)
Mammoth Plains Wind Project, LLC (100%; Class B Member)
Mammoth Plains Wind Project, LLC (100%; Class A Member)
Mammoth Plains Wind, LLC (100%; Sole Member)
Meadowlark Wind, LLC (100%; Sole Member)
NEP Ninnescah Thermal Storage, LLC (100%; Sole Member)
NEP Nitro Renewables Holdings, LLC (100%; Sole Member)
NEP Renewables Holdings II, LLC (100%; Sole Member)
NEP Renewables II, LLC (100%; Managing Member)
Ashtabula Wind II, LLC (100%; Sole Member)
Ashtabula Wind III, LLC (100%; Sole Member)
FPL Energy Vansycle L.L.C. (100%; Sole Member)
Garden Wind, LLC (100%; Sole Member)
Perrin Ranch Wind, LLC (100%; Sole Member)
Rosmar Portfolio, LLC (100%; Sole Member)
Rosmar Holdings, LLC (100%; Member)
Marshall Solar, LLC (100%; Sole Member)
Roswell Solar, LLC (100%; Sole Member)
Roswell Solar Holdings, LLC (100%; Sole Member)
SSSS Holdings, LLC (100%; Sole Member)
Silver State South Solar, LLC (49.99%; Managing Member)
Silver State Solar Power South, LLC (100%; Sole Member)

Tuscola Bay Wind, LLC (100%; Sole Member)
 White Oak Energy Holdings, LLC (100%; Sole Member)
 White Oak Energy LLC (100%; Sole Member)
 NEP Renewables Holdings III, LLC (100%; Sole Member)
 NEP Renewables III, LLC (50%; Class B Member)
 Star Moon Holdings, LLC (100%; Class A Member)
 Moonlight Bay Class A Holdings, LLC (100%; Sole Member)
 Moonlight Bay Renewables, LLC (100%; Class A Member)
 Dodge Flat Solar, LLC (100%; Sole Member)
 Elora Solar, LLC (100%; Sole Member)
 Fish Springs Ranch Solar, LLC (100%; Sole Member)
 Little Blue Wind Project, LLC (100%; Sole Member)
 Minco Wind Energy III, LLC (100%; Sole Member)
 Minco IV & V Interconnection, LLC (27.04%; Managing Member)
 White Mesa Wind, LLC (100%; Sole Member)
 Stargrass Class A Holdings, LLC (100%; Sole Member)
 Stargrass, LLC (100%; Class A Member)
 Borderlands Wind, LLC (100%; Sole Member)
 Borderlands Wind Holdings, LLC (100%; Sole Member)
 Cool Springs Solar, LLC (100%; Sole Member)
 Ensign Wind Energy, LLC (100%; Sole Member)
 Hubbard Wind, LLC (100%; Sole Member)
 Irish Creek Wind, LLC (100%; Sole Member)
 Quinebaug Solar, LLC (100%; Sole Member)
 Quitman II Solar, LLC (100%; Sole Member)
 NEP Renewables III, LLC (100%; Class A Member)
 Star Moon Holdings, LLC (100%; Class A Member)
 Moonlight Bay Class A Holdings, LLC (100%; Sole Member)
 Moonlight Bay Renewables, LLC (100%; Class A Member)
 Dodge Flat Solar, LLC (100%; Sole Member)
 Elora Solar, LLC (100%; Sole Member)
 Fish Springs Ranch Solar, LLC (100%; Sole Member)
 Little Blue Wind Project, LLC (100%; Sole Member)
 Minco Wind Energy III, LLC (100%; Sole Member)
 Minco IV & V Interconnection, LLC (27.04%; Managing Member)
 White Mesa Wind, LLC (100%; Sole Member)
 Stargrass Class A Holdings, LLC (100%; Sole Member)
 Stargrass, LLC (100%; Class A Member)
 Borderlands Wind, LLC (100%; Sole Member)
 Borderlands Wind Holdings, LLC (100%; Sole Member)
 Cool Springs Solar, LLC (100%; Sole Member)
 Ensign Wind Energy, LLC (100%; Sole Member)
 Hubbard Wind, LLC (100%; Sole Member)
 Irish Creek Wind, LLC (100%; Sole Member)
 Quinebaug Solar, LLC (100%; Sole Member)
 Quitman II Solar, LLC (100%; Sole Member)
 NEP Renewables Holdings IV, LLC (100%; Sole Member)
 NEP Renewables IV, LLC (100%; Class A Member)
 Alta Wind Portfolio, LLC (100%; Sole Member)
 Tusk Wind Holdings, LLC (100%; Sole Member)
 Alta Wind VIII, LLC (100%; Sole Member)
 Dogwood Wind Holdings, LLC (100%; Sole Member)
 Dogwood Wind, LLC (100%; Class A Tax Equity Member)
 Oliver Wind III, LLC (100%; Sole Member)
 Osborn Wind Energy, LLC (100%; Sole Member)
 Elk City Sholes Holdings, LLC (100%; Sole Member)

Elk City II Wind Funding, LLC (100%; Sole Member)
Southwest Wind, LLC (100%; Class A Tax Equity Member)
Elk City Renewables II, LLC (100%; Sole Member)
Sholes Wind Funding, LLC (100%; Sole Member)
Sholes Wind Class A Holdings, LLC (100%; Sole Member)
Sholes Wind, LLC (100%; Class A Member)
Emerald Breeze Holdings, LLC (100%; Class A Member)
Emerald Breeze Class A Holdings, LLC (100%; Sole Member)
Emerald Breeze, LLC (100%; Class A Member)
Appaloosa Run Wind, LLC (100%; Sole Member)
Eight Point Wind, LLC (100%; Sole Member)
Great Prairie Wind, LLC (100%; Sole Member)
Yellow Pine Solar, LLC (100%; Sole Member)
Yellow Pine Solar Interconnect, LLC (50%; Managing Member)
Golden West Wind Holdings, LLC (100%; Sole Member)
Golden West Power Partners, LLC (100%; Class A Tax Equity Member)
Nokota Wind Holdings, LLC (100%; Sole Member)
Nokota Wind, LLC (100%; Class A Tax Equity Member)
Brady Wind II, LLC (100%; Sole Member)
Brady Interconnection, LLC (50%; Member)
Brady Wind, LLC (100%; Sole Member)
Brady Interconnection, LLC (50%; Managing Member)
Sac County Wind Holdings, LLC (100%; Sole Member)
Sac County Wind Class A Holdings, LLC (100%; Class A Member)
Sac County Wind, LLC (100%; Class A Member)
NEP Renewables IV, LLC (31.2%; Class B Member)
Alta Wind Portfolio, LLC (100%; Sole Member)
Tusk Wind Holdings, LLC (100%; Sole Member)
Alta Wind VIII, LLC (100%; Sole Member)
Dogwood Wind Holdings, LLC (100%; Sole Member)
Dogwood Wind, LLC (100%; Class A Tax Equity Member)
Oliver Wind III, LLC (100%; Sole Member)
Osborn Wind Energy, LLC (100%; Sole Member)
Elk City Sholes Holdings, LLC (100%; Sole Member)
Elk City II Wind Funding, LLC (100%; Sole Member)
Southwest Wind, LLC (100%; Class A Tax Equity Member)
Elk City Renewables II, LLC (100%; Sole Member)
Sholes Wind Funding, LLC (100%; Sole Member)
Sholes Wind Class A Holdings, LLC (100%; Sole Member)
Sholes Wind, LLC (100%; Class A Member)
Emerald Breeze Holdings, LLC (100%; Class A Member)
Emerald Breeze Class A Holdings, LLC (100%; Sole Member)
Emerald Breeze, LLC (100%; Class A Member)
Appaloosa Run Wind, LLC (100%; Sole Member)
Eight Point Wind, LLC (100%; Sole Member)
Great Prairie Wind, LLC (100%; Sole Member)
Yellow Pine Solar, LLC (100%; Sole Member)
Yellow Pine Solar Interconnect, LLC (50%; Managing Member)
Golden West Wind Holdings, LLC (100%; Sole Member)
Golden West Power Partners, LLC (100%; Class A Tax Equity Member)
Nokota Wind Holdings, LLC (100%; Sole Member)
Nokota Wind, LLC (100%; Class A Tax Equity Member)
Brady Wind II, LLC (100%; Sole Member)
Brady Interconnection, LLC (50%; Member)

Brady Wind, LLC (100%; Sole Member)
Brady Interconnection, LLC (50%; Managing Member)
Sac County Wind Holdings, LLC (100%; Sole Member)
Sac County Wind Class A Holdings, LLC (100%; Class A Member)
Sac County Wind, LLC (100%; Class A Member)
NEP Renewables Holdings, LLC (100%; Sole Member)
NEP Renewables, LLC (100%; Sole Member)
Breckinridge Wind Class A Holdings, LLC (100%; Sole Member)
Breckinridge Wind Project, LLC (100%; Class A Tax Equity Member)
Carousel Wind Holdings, LLC (100%; Sole Member)
Carousel Wind Farm, LLC (100%; Class A Tax Equity Member)
Monarch Wind Holdings, LLC (100%; Sole Member)
Monarch Wind, LLC (100%; Class A Tax Equity Member)
Javelina Wind Holdings II, LLC (100%; Sole Member)
Javelina Wind Energy II, LLC (100%; Sole Member)
Javelina Interconnection, LLC (45%; Member)
Rush Springs Wind Energy, LLC (100%; Sole Member)
Mountain View Solar Holdings, LLC (100%; Sole Member)
Mountain View Solar, LLC (100%; Sole Member)
Pacific Plains Wind Class A Holdings, LLC (100%; Sole Member)
Pacific Plains Wind, LLC (100%; Class A Tax Equity Member)
Cottonwood Wind Project Holdings, LLC (100%; Sole Member)
Cottonwood Wind Project, LLC (100%; Sole Member)
Golden Hills North Wind, LLC (100%; Sole Member)
Golden Hills Interconnection, LLC (32.4%; Member)
NextEra Energy Bluff Point, LLC (100%; Sole Member)
NextEra Desert Sunlight Holdings, LLC (99.8%; Member)
Desert Sunlight Investment Holdings, LLC (50%; Managing Member)
Desert Sunlight Holdings, LLC (100%; Sole Member)
Desert Sunlight 250, LLC (100%; Sole Member)
Desert Sunlight 300, LLC (100%; Sole Member)
Ninnescah Wind Renewables, LLC (100%; Sole Member)
Nutmeg Solar Holdings, LLC (33.3%; Member)
Nutmeg Solar, LLC (100%; Sole Member)
Palo Duro Wind, LLC (100%; Sole Member)
Palomino Wind Holdings, LLC (100%; Sole Member)
Palomino Wind, LLC (100%; Class A Tax Equity Member)
Kingman Wind Energy I, LLC (100%; Sole Member)
Kingman Wind Energy II, LLC (100%; Sole Member)
Prairie View Wind Holdings, LLC (100%; Sole Member)
Ninnescah Wind Energy LLC (100%; Sole Member)
Seiling Wind Energy II, LLC (100%; Sole Member)
Seiling Wind Investments, LLC (100%; Sole Member)
Seiling Wind Holdings, LLC (100%; Sole Member)
Seiling Wind Portfolio, LLC (100%; Class A Tax Equity Member)
Seiling Wind II, LLC (100%; Sole Member)
Seiling Wind Interconnection Services, LLC (33%; Member)
Seiling Wind, LLC (100%; Sole Member)
Seiling Wind Interconnection Services, LLC (67%; Managing Member)
Shaw Creek Solar Holdings, LLC (33.3%; Member)
Shaw Creek Solar, LLC (100%; Sole Member)
Solar Holdings Portfolio 12, LLC (100%; Class C Member)
DG Portfolio 2019 Funding, LLC (100%; Sole Member)
DG Portfolio 2019 Holdings, LLC (100%; Sole Member)
DG Portfolio 2019, LLC (100%; Sole Member)
DG Amaze, LLC (100%; Sole Member)

DG California Solar, LLC (100%; Sole Member)
 DG Colorado Solar, LLC (100%; Sole Member)
 DG LF Solar, LLC (100%; Sole Member)
 DG Minnesota CSG 1, LLC (100%; Sole Member)
 DG Minnesota CSG, LLC (100%; Sole Member)
 DG New Jersey Solar, LLC (100%; Sole Member)
 DG New York Solar, LLC (100%; Sole Member)
 DG Northeast Solar, LLC (100%; Sole Member)
 DG SUNY Solar 1, LLC (100%; Sole Member)
 DG Southwest Solar Portfolio 2019, LLC (100%; Sole Member)
 HL Solar LLC (100%; Sole Member)
 DG Waipio, LLC (100%; Sole Member)
 Pacific Energy Solutions LLC (100%; Sole Member)
 W2 Solar Holdings, LLC (100%; Sole Member)
 Sierra Solar Funding, LLC (100%; Sole Member)
 Sierra Solar Holdings, LLC (100%; Sole Member)
 Westside Solar, LLC (100%; Sole Member)
 Whitney Point Solar, LLC (100%; Sole Member)
 Southwest Solar Holdings, LLC (100%; Sole Member)
 Hatch Solar Energy Center I LLC (100%; Sole Member)
 Sunlight Renewables Holdings, LLC (100%; Class A Member)
 Sunlight Renewables Class A Holdings, LLC (100%; Sole Member)
 Sunlight Renewables, LLC (100%; Class A Member)
 Sunlight Storage, LLC (100%; Sole Member)
 VMCLR Holdings, LLC (100%; Sole Member)
 Indigo Plains Solar Class B Holdings, LLC (100%; Sole Member)
 Indigo Plains Solar, LLC (100%; Class B Tax Equity Member)
 Chaves County Solar, LLC (100%; Sole Member)
 Chaves County Solar Holdings, LLC (100%; Sole Member)
 Live Oak Solar, LLC (100%; Sole Member)
 River Bend Solar, LLC (100%; Sole Member)
 Indigo Plains Solar Funding, LLC (100%; Sole Member)
 Indigo Plains Solar Holdings, LLC (100%; Sole Member)
 Indigo Plains Solar, LLC (100%; Class A Tax Equity Member)
 Chaves County Solar, LLC (100%; Sole Member)
 Chaves County Solar Holdings, LLC (100%; Sole Member)
 Live Oak Solar, LLC (100%; Sole Member)
 River Bend Solar, LLC (100%; Sole Member)
 Whiptail-Montezuma Funding, LLC (100%; Sole Member)
 Whiptail-Montezuma Holdings, LLC (100%; Sole Member)
 Montezuma Wind Holdings II, LLC (100%; Sole Member)
 NextEra Energy Montezuma II Wind, LLC (100%; Sole Member)
 Southwest Wind Class A Holdings, LLC (100%; Class A Member)
 Whiptail Wind, LLC (100%; Class A Tax Equity Member)
 Casa Mesa Wind, LLC (100%; Sole Member)
 Casa Mesa Wind Investments, LLC (100%; Sole Member)
 Langdon Renewables, LLC (100%; Sole Member)
 New Mexico Wind, LLC (100%; Sole Member)
 Pacific Power Investments, LLC (100%; Sole Member)
 Southwest Wind Class A Holdings, LLC (100%; Class B Member)
 Whiptail Wind, LLC (100%; Class A Tax Equity Member)
 Casa Mesa Wind, LLC (100%; Sole Member)
 Casa Mesa Wind Investments, LLC (100%; Sole Member)
 Langdon Renewables, LLC (100%; Sole Member)
 New Mexico Wind, LLC (100%; Sole Member)
 Pacific Power Investments, LLC (100%; Sole Member)
 Windstar Portfolio, LLC (100%; Sole Member)

Tusk Wind Holdings II, LLC (100%; Sole Member)
Windstar Energy, LLC (100%; Sole Member)
NextEra Energy Partners Constructors, LLC (100%; Sole Member)
NextEra Energy Partners Solar Acquisitions, LLC (100%; Sole Member)
Adelanto CA II, LLC (100%; Sole Member)
Adelanto Solar Funding, LLC (50.01%; Member)
Adelanto Solar Holdings, LLC (100%; Sole Member)
Adelanto Solar II, LLC (100%; Sole Member)
Adelanto Solar, LLC (100%; Sole Member)
McCoy CA II, LLC (100%; Sole Member)
McCoy Solar Holdings, LLC (50.01%; Member)
McCoy Solar Funding, LLC (100%; Sole Member)
McCoy Solar, LLC (100%; Sole Member)
NextEra Desert Center Blythe, LLC (50%; Member)
NextEra Energy Partners Ventures, LLC (100%; Sole Member)
NET Holdings Management, LLC (100%; Sole Member)
NextEra Energy Partners Pipelines Holdings, LLC (100%; Sole Member)
NextEra Energy Partners Pipelines, LLC (100%; Class A Member)
Meade Pipeline Investment Holdings, LLC (100%; Sole Member)
Meade Pipeline Investment, LLC (100%; Sole Member)
Meade Pipeline Co LLC (75%; Managing Member)
Redwood Meade Pipeline, LLC (100%; Sole Member)
Redwood Midstream, LLC (90%; Managing Member)
Redwood Meade Midstream MPC, LLC (100%; Sole Member)
Meade Pipeline Co LLC (15%; Member)
River Road Interests LLC (100%; Sole Member)
Meade Pipeline Co LLC (10%; Member)
Redwood Midstream, LLC (10%; Member)
Redwood Meade Midstream MPC, LLC (100%; Sole Member)
Meade Pipeline Co LLC (15%; Member)
River Road Interests LLC (100%; Sole Member)
Meade Pipeline Co LLC (10%; Member)
South Texas Midstream Holdings, LLC (100%; Sole Member)
South Texas Midstream, LLC (100%; Class A Member)
South Texas Midstream, LLC (100%; Class B Member)
Northern Colorado Wind Energy, LLC (100%; Sole Member)
Palo Duro Wind Portfolio, LLC (100%; Sole Member)
Palo Duro Wind Project Holdings, LLC (100%; Sole Member)
Palo Duro Wind Energy, LLC (100%; Sole Member)
Palo Duro Wind Interconnection Services, LLC (88%; Managing Member)
Shafter Solar Portfolio, LLC (100%; Sole Member)
Shafter Solar Holdings, LLC (100%; Sole Member)
Shafter Solar, LLC (100%; Sole Member)
Tusk Wind Holdings III, LLC (100%; Sole Member)
Granite Reliable Power, LLC (100%; Sole Member)
NextEra Energy Operating Partners, LP (48.636%; Limited Partner)
NextEra Energy US Partners Holdings, LLC (100%; Sole Member)
Dissolution Solutions (NEP), LLC (100%; Sole Member)
Genesis Purchaser Holdings, LLC (100%; Sole Member)
Genesis Purchaser, LLC (100%; Sole Member)
Genesis Solar Funding Holdings, LLC (100%; Sole Member)
Genesis Solar Funding, LLC (100%; Sole Member)
Genesis Solar Holdings, LLC (100%; Class A Tax Equity Member)
Elk City Wind, LLC (100%; Sole Member)
Genesis Solar, LLC (100%; Sole Member)
NextEra Desert Center Blythe, LLC (50%; Member)

Golden Plains Class A Holdings, LLC (100%; Sole Member)
Golden Plains, LLC (100%; Class A Member)
Baldwin Wind Energy, LLC (100%; Sole Member)
Northern Colorado Wind Energy Center II, LLC (100%; Sole Member)
Northern Colorado Interconnect, LLC (12.9%; Member)
Northern Colorado Wind Energy Center, LLC (100%; Sole Member)
Northern Colorado Interconnect, LLC (87.1%; Managing Member)
Wilmot Energy Center, LLC (100%; Sole Member)
Pine Brooke Class A Holdings, LLC (40%; Member)
Pine Brooke, LLC (100%; Class A Tax Equity Member)
Blue Summit III Wind, LLC (100%; Sole Member)
Blue Summit Interconnection, LLC (25%; Member)
Harmony Florida Solar, LLC (100%; Sole Member)
Ponderosa Wind, LLC (100%; Sole Member)
Saint Solar, LLC (100%; Sole Member)
Sanford Airport Solar, LLC (100%; Sole Member)
Soldier Creek Wind, LLC (100%; Sole Member)
Taylor Creek Solar, LLC (100%; Sole Member)
NextEra Energy Partners Acquisitions, LLC (100%; Sole Member)
Baldwin Wind, LLC (100%; Sole Member)
Bayhawk Wind Portfolio, LLC (100%; Sole Member)
Bayhawk Wind Holdings, LLC (100%; Sole Member)
Bayhawk Wind, LLC (100%; Class A Member)
Cedar Bluff Wind, LLC (100%; Sole Member)
Golden Hills Wind, LLC (100%; Sole Member)
Golden Hills Interconnection, LLC (67.6%; Managing Member)
Breckinridge Wind, LLC (100%; Sole Member)
Carousel Wind, LLC (100%; Sole Member)
Cedar Bluff Wind Energy, LLC (100%; Sole Member)
Coram Portfolio II, LLC (100%; Sole Member)
Tusk Wind Holdings V, LLC (100%; Sole Member)
RET Coram Tehachapi Wind GP, LLC (100%; Sole Member)
Coram California Development, L.P. (0.01%; General Partner)
RET Tehachapi Wind Development, LLC (100%; Sole Member)
Coram California Development, L.P. (99.99%; Limited Partner)
Coram Portfolio, LLC (100%; Sole Member)
Tusk Wind Holdings IV, LLC (100%; Sole Member)
Coram Energy LLC (100%; Sole Member)
Coram Tehachapi, LLC (100%; Sole Member)
HW CA Holdings, LLC (100%; Member)
High Winds, LLC (100%; Sole Member)
Javelina Wind Funding, LLC (100%; Sole Member)
Javelina Wind Energy Holdings, LLC (100%; Sole Member)
Javelina Wind Energy, LLC (100%; Sole Member)
Javelina Interconnection, LLC (55%; Managing Member)
Kingman Wind I, LLC (100%; Sole Member)
Kingman Wind II, LLC (100%; Sole Member)
Mammoth Plains Wind Project Holdings, LLC (100%; Sole Member)
Mammoth Plains Wind Project, LLC (100%; Class B Member)
Mammoth Plains Wind Project, LLC (100%; Class A Member)
Mammoth Plains Wind, LLC (100%; Sole Member)
Meadowlark Wind, LLC (100%; Sole Member)
NEP Ninnescah Thermal Storage, LLC (100%; Sole Member)
NEP Nitro Renewables Holdings, LLC (100%; Sole Member)
NEP Renewables Holdings II, LLC (100%; Sole Member)

NEP Renewables II, LLC (100%; Managing Member)
 Ashtabula Wind II, LLC (100%; Sole Member)
 Ashtabula Wind III, LLC (100%; Sole Member)
 FPL Energy Vansycle L.L.C. (100%; Sole Member)
 Garden Wind, LLC (100%; Sole Member)
 Perrin Ranch Wind, LLC (100%; Sole Member)
 Rosmar Portfolio, LLC (100%; Sole Member)
 Rosmar Holdings, LLC (100%; Member)
 Marshall Solar, LLC (100%; Sole Member)
 Roswell Solar, LLC (100%; Sole Member)
 Roswell Solar Holdings, LLC (100%; Sole Member)
 SSSS Holdings, LLC (100%; Sole Member)
 Silver State South Solar, LLC (49.99%; Managing Member)
 Silver State Solar Power South, LLC (100%; Sole Member)
 Tuscola Bay Wind, LLC (100%; Sole Member)
 White Oak Energy Holdings, LLC (100%; Sole Member)
 White Oak Energy LLC (100%; Sole Member)
 NEP Renewables Holdings III, LLC (100%; Sole Member)
 NEP Renewables III, LLC (50%; Class B Member)
 Star Moon Holdings, LLC (100%; Class A Member)
 Moonlight Bay Class A Holdings, LLC (100%; Sole Member)
 Moonlight Bay Renewables, LLC (100%; Class A Member)
 Dodge Flat Solar, LLC (100%; Sole Member)
 Elora Solar, LLC (100%; Sole Member)
 Fish Springs Ranch Solar, LLC (100%; Sole Member)
 Little Blue Wind Project, LLC (100%; Sole Member)
 Minco Wind Energy III, LLC (100%; Sole Member)
 Minco IV & V Interconnection, LLC (27.04%; Managing Member)
 White Mesa Wind, LLC (100%; Sole Member)
 Stargrass Class A Holdings, LLC (100%; Sole Member)
 Stargrass, LLC (100%; Class A Member)
 Borderlands Wind, LLC (100%; Sole Member)
 Borderlands Wind Holdings, LLC (100%; Sole Member)
 Cool Springs Solar, LLC (100%; Sole Member)
 Ensign Wind Energy, LLC (100%; Sole Member)
 Hubbard Wind, LLC (100%; Sole Member)
 Irish Creek Wind, LLC (100%; Sole Member)
 Quinebaug Solar, LLC (100%; Sole Member)
 Quitman II Solar, LLC (100%; Sole Member)
 NEP Renewables III, LLC (100%; Class A Member)
 Star Moon Holdings, LLC (100%; Class A Member)
 Moonlight Bay Class A Holdings, LLC (100%; Sole Member)
 Moonlight Bay Renewables, LLC (100%; Class A Member)
 Dodge Flat Solar, LLC (100%; Sole Member)
 Elora Solar, LLC (100%; Sole Member)
 Fish Springs Ranch Solar, LLC (100%; Sole Member)
 Little Blue Wind Project, LLC (100%; Sole Member)
 Minco Wind Energy III, LLC (100%; Sole Member)
 Minco IV & V Interconnection, LLC (27.04%; Managing Member)
 White Mesa Wind, LLC (100%; Sole Member)
 Stargrass Class A Holdings, LLC (100%; Sole Member)
 Stargrass, LLC (100%; Class A Member)
 Borderlands Wind, LLC (100%; Sole Member)
 Borderlands Wind Holdings, LLC (100%; Sole Member)
 Cool Springs Solar, LLC (100%; Sole Member)
 Ensign Wind Energy, LLC (100%; Sole Member)
 Hubbard Wind, LLC (100%; Sole Member)

Irish Creek Wind, LLC (100%; Sole Member)
Quinebaug Solar, LLC (100%; Sole Member)
Quitman II Solar, LLC (100%; Sole Member)
NEP Renewables Holdings IV, LLC (100%; Sole Member)
NEP Renewables IV, LLC (100%; Class A Member)
Alta Wind Portfolio, LLC (100%; Sole Member)
Tusk Wind Holdings, LLC (100%; Sole Member)
Alta Wind VIII, LLC (100%; Sole Member)
Dogwood Wind Holdings, LLC (100%; Sole Member)
Dogwood Wind, LLC (100%; Class A Tax Equity Member)
Oliver Wind III, LLC (100%; Sole Member)
Osborn Wind Energy, LLC (100%; Sole Member)
Elk City Sholes Holdings, LLC (100%; Sole Member)
Elk City II Wind Funding, LLC (100%; Sole Member)
Southwest Wind, LLC (100%; Class A Tax Equity Member)
Elk City Renewables II, LLC (100%; Sole Member)
Sholes Wind Funding, LLC (100%; Sole Member)
Sholes Wind Class A Holdings, LLC (100%; Sole Member)
Sholes Wind, LLC (100%; Class A Member)
Emerald Breeze Holdings, LLC (100%; Class A Member)
Emerald Breeze Class A Holdings, LLC (100%; Sole Member)
Emerald Breeze, LLC (100%; Class A Member)
Appaloosa Run Wind, LLC (100%; Sole Member)
Eight Point Wind, LLC (100%; Sole Member)
Great Prairie Wind, LLC (100%; Sole Member)
Yellow Pine Solar, LLC (100%; Sole Member)
Yellow Pine Solar Interconnect, LLC (50%; Managing Member)
Golden West Wind Holdings, LLC (100%; Sole Member)
Golden West Power Partners, LLC (100%; Class A Tax Equity Member)
Nokota Wind Holdings, LLC (100%; Sole Member)
Nokota Wind, LLC (100%; Class A Tax Equity Member)
Brady Wind II, LLC (100%; Sole Member)
Brady Interconnection, LLC (50%; Member)
Brady Wind, LLC (100%; Sole Member)
Brady Interconnection, LLC (50%; Managing Member)
Sac County Wind Holdings, LLC (100%; Sole Member)
Sac County Wind Class A Holdings, LLC (100%; Class A Member)
Sac County Wind, LLC (100%; Class A Member)
NEP Renewables IV, LLC (31.2%; Class B Member)
Alta Wind Portfolio, LLC (100%; Sole Member)
Tusk Wind Holdings, LLC (100%; Sole Member)
Alta Wind VIII, LLC (100%; Sole Member)
Dogwood Wind Holdings, LLC (100%; Sole Member)
Dogwood Wind, LLC (100%; Class A Tax Equity Member)
Oliver Wind III, LLC (100%; Sole Member)
Osborn Wind Energy, LLC (100%; Sole Member)
Elk City Sholes Holdings, LLC (100%; Sole Member)
Elk City II Wind Funding, LLC (100%; Sole Member)
Southwest Wind, LLC (100%; Class A Tax Equity Member)
Elk City Renewables II, LLC (100%; Sole Member)
Sholes Wind Funding, LLC (100%; Sole Member)
Sholes Wind Class A Holdings, LLC (100%; Sole Member)
Sholes Wind, LLC (100%; Class A Member)
Emerald Breeze Holdings, LLC (100%; Class A Member)
Emerald Breeze Class A Holdings, LLC (100%; Sole Member)
Emerald Breeze, LLC (100%; Class A Member)
Appaloosa Run Wind, LLC (100%; Sole Member)

Eight Point Wind, LLC (100%; Sole Member)
 Great Prairie Wind, LLC (100%; Sole Member)
 Yellow Pine Solar, LLC (100%; Sole Member)
 Yellow Pine Solar Interconnect, LLC (50%; Managing Member)
 Golden West Wind Holdings, LLC (100%; Sole Member)
 Golden West Power Partners, LLC (100%; Class A Tax Equity Member)
 Nokota Wind Holdings, LLC (100%; Sole Member)
 Nokota Wind, LLC (100%; Class A Tax Equity Member)
 Brady Wind II, LLC (100%; Sole Member)
 Brady Interconnection, LLC (50%; Member)
 Brady Wind, LLC (100%; Sole Member)
 Brady Interconnection, LLC (50%; Managing Member)
 Sac County Wind Holdings, LLC (100%; Sole Member)
 Sac County Wind Class A Holdings, LLC (100%; Class A Member)
 Sac County Wind, LLC (100%; Class A Member)
 NEP Renewables Holdings, LLC (100%; Sole Member)
 NEP Renewables, LLC (100%; Sole Member)
 Breckinridge Wind Class A Holdings, LLC (100%; Sole Member)
 Breckinridge Wind Project, LLC (100%; Class A Tax Equity Member)
 Carousel Wind Holdings, LLC (100%; Sole Member)
 Carousel Wind Farm, LLC (100%; Class A Tax Equity Member)
 Monarch Wind Holdings, LLC (100%; Sole Member)
 Monarch Wind, LLC (100%; Class A Tax Equity Member)
 Javelina Wind Holdings II, LLC (100%; Sole Member)
 Javelina Wind Energy II, LLC (100%; Sole Member)
 Javelina Interconnection, LLC (45%; Member)
 Rush Springs Wind Energy, LLC (100%; Sole Member)
 Mountain View Solar Holdings, LLC (100%; Sole Member)
 Mountain View Solar, LLC (100%; Sole Member)
 Pacific Plains Wind Class A Holdings, LLC (100%; Sole Member)
 Pacific Plains Wind, LLC (100%; Class A Tax Equity Member)
 Cottonwood Wind Project Holdings, LLC (100%; Sole Member)
 Cottonwood Wind Project, LLC (100%; Sole Member)
 Golden Hills North Wind, LLC (100%; Sole Member)
 Golden Hills Interconnection, LLC (32.4%; Member)
 NextEra Energy Bluff Point, LLC (100%; Sole Member)
 NextEra Desert Sunlight Holdings, LLC (99.8%; Member)
 Desert Sunlight Investment Holdings, LLC (50%; Managing Member)
 Desert Sunlight Holdings, LLC (100%; Sole Member)
 Desert Sunlight 250, LLC (100%; Sole Member)
 Desert Sunlight 300, LLC (100%; Sole Member)
 Ninnescah Wind Renewables, LLC (100%; Sole Member)
 Nutmeg Solar Holdings, LLC (33.3%; Member)
 Nutmeg Solar, LLC (100%; Sole Member)
 Palo Duro Wind, LLC (100%; Sole Member)
 Palomino Wind Holdings, LLC (100%; Sole Member)
 Palomino Wind, LLC (100%; Class A Tax Equity Member)
 Kingman Wind Energy I, LLC (100%; Sole Member)
 Kingman Wind Energy II, LLC (100%; Sole Member)
 Prairie View Wind Holdings, LLC (100%; Sole Member)
 Ninnescah Wind Energy LLC (100%; Sole Member)
 Seiling Wind Energy II, LLC (100%; Sole Member)
 Seiling Wind Investments, LLC (100%; Sole Member)
 Seiling Wind Holdings, LLC (100%; Sole Member)
 Seiling Wind Portfolio, LLC (100%; Class A Tax Equity Member)
 Seiling Wind II, LLC (100%; Sole Member)
 Seiling Wind Interconnection Services, LLC (33%; Member)

Seiling Wind, LLC (100%; Sole Member)
Seiling Wind Interconnection Services, LLC (67%; Managing Member)
Shaw Creek Solar Holdings, LLC (33.3%; Member)
Shaw Creek Solar, LLC (100%; Sole Member)
Solar Holdings Portfolio 12, LLC (100%; Class C Member)
DG Portfolio 2019 Funding, LLC (100%; Sole Member)
DG Portfolio 2019 Holdings, LLC (100%; Sole Member)
DG Portfolio 2019, LLC (100%; Sole Member)
DG Amaze, LLC (100%; Sole Member)
DG California Solar, LLC (100%; Sole Member)
DG Colorado Solar, LLC (100%; Sole Member)
DG LF Solar, LLC (100%; Sole Member)
DG Minnesota CSG 1, LLC (100%; Sole Member)
DG Minnesota CSG, LLC (100%; Sole Member)
DG New Jersey Solar, LLC (100%; Sole Member)
DG New York Solar, LLC (100%; Sole Member)
DG Northeast Solar, LLC (100%; Sole Member)
DG SUNY Solar 1, LLC (100%; Sole Member)
DG Southwest Solar Portfolio 2019, LLC (100%; Sole Member)
HL Solar LLC (100%; Sole Member)
DG Waipio, LLC (100%; Sole Member)
Pacific Energy Solutions LLC (100%; Sole Member)
W2 Solar Holdings, LLC (100%; Sole Member)
Sierra Solar Funding, LLC (100%; Sole Member)
Sierra Solar Holdings, LLC (100%; Sole Member)
Westside Solar, LLC (100%; Sole Member)
Whitney Point Solar, LLC (100%; Sole Member)
Southwest Solar Holdings, LLC (100%; Sole Member)
Hatch Solar Energy Center I LLC (100%; Sole Member)
Sunlight Renewables Holdings, LLC (100%; Class A Member)
Sunlight Renewables Class A Holdings, LLC (100%; Sole Member)
Sunlight Renewables, LLC (100%; Class A Member)
Sunlight Storage, LLC (100%; Sole Member)
VMCLR Holdings, LLC (100%; Sole Member)
Indigo Plains Solar Class B Holdings, LLC (100%; Sole Member)
Indigo Plains Solar, LLC (100%; Class B Tax Equity Member)
Chaves County Solar, LLC (100%; Sole Member)
Chaves County Solar Holdings, LLC (100%; Sole Member)
Live Oak Solar, LLC (100%; Sole Member)
River Bend Solar, LLC (100%; Sole Member)
Indigo Plains Solar Funding, LLC (100%; Sole Member)
Indigo Plains Solar Holdings, LLC (100%; Sole Member)
Indigo Plains Solar, LLC (100%; Class A Tax Equity Member)
Chaves County Solar, LLC (100%; Sole Member)
Chaves County Solar Holdings, LLC (100%; Sole Member)
Live Oak Solar, LLC (100%; Sole Member)
River Bend Solar, LLC (100%; Sole Member)
Whiptail-Montezuma Funding, LLC (100%; Sole Member)
Whiptail-Montezuma Holdings, LLC (100%; Sole Member)
Montezuma Wind Holdings II, LLC (100%; Sole Member)
NextEra Energy Montezuma II Wind, LLC (100%; Sole Member)
Southwest Wind Class A Holdings, LLC (100%; Class A Member)
Whiptail Wind, LLC (100%; Class A Tax Equity Member)
Casa Mesa Wind, LLC (100%; Sole Member)
Casa Mesa Wind Investments, LLC (100%; Sole Member)
Langdon Renewables, LLC (100%; Sole Member)

New Mexico Wind, LLC (100%; Sole Member)
 Pacific Power Investments, LLC (100%; Sole Member)
 Southwest Wind Class A Holdings, LLC (100%; Class B Member)
 Whiptail Wind, LLC (100%; Class A Tax Equity Member)
 Casa Mesa Wind, LLC (100%; Sole Member)
 Casa Mesa Wind Investments, LLC (100%; Sole Member)
 Langdon Renewables, LLC (100%; Sole Member)
 New Mexico Wind, LLC (100%; Sole Member)
 Pacific Power Investments, LLC (100%; Sole Member)
 Windstar Portfolio, LLC (100%; Sole Member)
 Tusk Wind Holdings II, LLC (100%; Sole Member)
 Windstar Energy, LLC (100%; Sole Member)
 NextEra Energy Partners Constructors, LLC (100%; Sole Member)
 NextEra Energy Partners Solar Acquisitions, LLC (100%; Sole Member)
 Adelanto CA II, LLC (100%; Sole Member)
 Adelanto Solar Funding, LLC (50.01%; Member)
 Adelanto Solar Holdings, LLC (100%; Sole Member)
 Adelanto Solar II, LLC (100%; Sole Member)
 Adelanto Solar, LLC (100%; Sole Member)
 McCoy CA II, LLC (100%; Sole Member)
 McCoy Solar Holdings, LLC (50.01%; Member)
 McCoy Solar Funding, LLC (100%; Sole Member)
 McCoy Solar, LLC (100%; Sole Member)
 NextEra Desert Center Blythe, LLC (50%; Member)
 NextEra Energy Partners Ventures, LLC (100%; Sole Member)
 NET Holdings Management, LLC (100%; Sole Member)
 NextEra Energy Partners Pipelines Holdings, LLC (100%; Sole Member)
 NextEra Energy Partners Pipelines, LLC (100%; Class A Member)
 Meade Pipeline Investment Holdings, LLC (100%; Sole Member)
 Meade Pipeline Investment, LLC (100%; Sole Member)
 Meade Pipeline Co LLC (75%; Managing Member)
 Redwood Meade Pipeline, LLC (100%; Sole Member)
 Redwood Midstream, LLC (90%; Managing Member)
 Redwood Meade Midstream MPC, LLC (100%; Sole Member)
 Meade Pipeline Co LLC (15%; Member)
 River Road Interests LLC (100%; Sole Member)
 Meade Pipeline Co LLC (10%; Member)
 Redwood Midstream, LLC (10%; Member)
 Redwood Meade Midstream MPC, LLC (100%; Sole Member)
 Meade Pipeline Co LLC (15%; Member)
 River Road Interests LLC (100%; Sole Member)
 Meade Pipeline Co LLC (10%; Member)
 South Texas Midstream Holdings, LLC (100%; Sole Member)
 South Texas Midstream, LLC (100%; Class A Member)
 South Texas Midstream, LLC (100%; Class B Member)
 Northern Colorado Wind Energy, LLC (100%; Sole Member)
 Palo Duro Wind Portfolio, LLC (100%; Sole Member)
 Palo Duro Wind Project Holdings, LLC (100%; Sole Member)
 Palo Duro Wind Energy, LLC (100%; Sole Member)
 Palo Duro Wind Interconnection Services, LLC (88%; Managing Member)
 Shafter Solar Portfolio, LLC (100%; Sole Member)
 Shafter Solar Holdings, LLC (100%; Sole Member)
 Shafter Solar, LLC (100%; Sole Member)
 Tusk Wind Holdings III, LLC (100%; Sole Member)
 Granite Reliable Power, LLC (100%; Sole Member)
 NextEra Energy NextBridge Holdings GP, LLC (100%; Sole Member)
 NextEra Energy NextBridge Holdings GP, ULC (100%; Shareholder)

NextEra Energy NextBridge Holdings, LP (0.0001%; General Partner)
NextEra Energy NextBridge Holding, ULC (100%; Shareholder)
East-West Tie Limited Partnership (48.2432%; Limited Partner)
NextBridge (OPTIONCO) Inc. (50%; Shareholder)
East-West Tie Limited Partnership (0.0001%; Limited Partner)
NextEra Energy NextBridge Holdings, LP (99.9999%; Limited Partner)
NextEra Energy NextBridge Holding, ULC (100%; Shareholder)
East-West Tie Limited Partnership (48.2432%; Limited Partner)
NextBridge (OPTIONCO) Inc. (50%; Shareholder)
East-West Tie Limited Partnership (0.0001%; Limited Partner)
NextEra Energy UCT Holding, Inc. (100%; Shareholder)
Upper Canada Transmission, Inc. (50%; Shareholder)
Upper Canada Transmission 2, Inc. (96.5%; Shareholder)
East-West Tie Limited Partnership (0.0099%; General Partner)
Northpoint I Wind GP, Inc. (100%; Shareholder)
Northpoint I Wind, LP (0.0001%; General Partner)
Northpoint I Wind LP, ULC (100%; Shareholder)
Northpoint I Wind, LP (89.9999%; Limited Partner)
Northpoint II Wind GP, Inc. (100%; Shareholder)
Northpoint II Wind, LP (0.0001%; General Partner)
Northpoint II Wind LP, ULC (100%; Shareholder)
Northpoint II Wind, LP (89.9999%; Limited Partner)
Parry Energy Storage GP, LLC (100%; Sole Member)
Parry Energy Storage GP, ULC (100%; Shareholder)
Parry Energy Storage, LP (0.0001%; General Partner)
Parry Energy Storage LP, ULC (100%; Shareholder)
Parry Energy Storage, LP (99.9999%; Limited Partner)
Red Deer Solar LP, ULC (100%; Shareholder)
Swift Wind GP, Inc. (100%; Shareholder)
Swift Wind, LP (0.0001%; General Partner)
Swift Wind LP, ULC (100%; Shareholder)
Swift Wind, LP (99.9999%; Limited Partner)
Thames Solar LP, ULC (100%; Shareholder)
Trout Lake I Solar GP, Inc. (100%; Shareholder)
Trout Lake I Solar, LP (0.0001%; General Partner)
Trout Lake I Solar LP, ULC (100%; Shareholder)
Trout Lake I Solar, LP (89.9999%; Limited Partner)
Trout Lake II Solar LP, ULC (100%; Shareholder)
Trout Lake III Solar LP, ULC (100%; Shareholder)
Zephyrus Wind LP, ULC (100%; Shareholder)
NextEra Energy Canada, LP (99.9999%; Limited Partner)
Aquila Holdings LP, ULC (100%; Shareholder)
Aquila LP, ULC (100%; Shareholder)
Mount Copper, LP (99.99%; Limited Partner)
Pubnico Point GP, Inc. (100%; Shareholder)
Pubnico Point, LP (0.01%; General Partner)
Pubnico Point Wind Farm Inc. (100%; Shareholder)
Pubnico Point, LP (99.99%; Limited Partner)
Battersea Solar GP, Inc. (100%; Shareholder)
Battersea Solar, LP (0.0001%; General Partner)
Battersea Solar LP, ULC (100%; Shareholder)
Battersea Solar, LP (89.9999%; Limited Partner)
Buffalo Trail Solar GP, Inc. (100%; Shareholder)
Buffalo Trail Solar, LP (0.0001%; General Partner)
Buffalo Trail Solar LP, ULC (100%; Shareholder)
Buffalo Trail Solar, LP (99.9999%; Limited Partner)
Clarabelle I Solar GP, Inc. (100%; Shareholder)

Clarabelle I Solar, LP (0.0001%; General Partner)
Clarabelle I Solar LP, ULC (100%; Shareholder)
Clarabelle I Solar, LP (89.9999%; Limited Partner)
Clarabelle II Solar LP, ULC (100%; Shareholder)
Clarabelle II Solar, LP (89.9999%; Limited Partner)
Clarabelle II Solar GP, Inc. (100%; Shareholder)
Clarabelle II Solar, LP (0.0001%; General Partner)
Clarabelle III Solar LP, ULC (100%; Shareholder)
Cordukes Solar GP, Inc. (100%; Shareholder)
Cordukes Solar, LP (0.0001%; General Partner)
Cordukes Solar LP, ULC (100%; Shareholder)
Cordukes Solar, LP (89.9999%; Limited Partner)
Costigan Wind LP, ULC (100%; Shareholder)
Costigan Wind, LP (99.9999%; Limited Partner)
Costigan Wind, LP (0.0001%; General Partner)
Elmira Energy Storage GP, LLC (100%; Sole Member)
Elmira Energy Storage GP, ULC (100%; Shareholder)
Elmira Energy Storage, LP (0.0001%; General Partner)
Elmira Energy Storage LP, ULC (100%; Shareholder)
Elmira Energy Storage, LP (99.9999%; Limited Partner)
Elmsthorpe Wind GP, Inc. (100%; Shareholder)
Elmsthorpe Wind, LP (0.0001%; General Partner)
Elmsthorpe Wind LP, ULC (100%; Shareholder)
Elmsthorpe Wind, LP (99.9999%; Limited Partner)
Ghost Pine Energy Storage GP, Inc. (100%; Shareholder)
Ghost Pine Energy Storage, LP (0.0001%; General Partner)
Ghost Pine Energy Storage LP, ULC (100%; Shareholder)
Ghost Pine Energy Storage, LP (99.9999%; Limited Partner)
Glenridge Wind GP, Inc. (100%; Shareholder)
Glenridge Wind, LP (0.0001%; General Partner)
Glenridge Wind LP, ULC (100%; Shareholder)
Glenridge Wind, LP (99.9999%; Limited Partner)
Hardy Creek Wind GP, Inc. (100%; Shareholder)
Hardy Creek Wind, LP (0.0001%; General Partner)
Hardy Creek Wind, ULC (100%; Shareholder)
Hardy Creek Wind, LP (89.9999%; Limited Partner)
Heritage Wind GP, Inc. (100%; Shareholder)
Heritage Wind, LP (0.0001%; General Partner)
Heritage Wind LP, ULC (100%; Shareholder)
Heritage Wind, LP (99.9999%; Limited Partner)
High Hills Wind GP, Inc. (100%; Shareholder)
High Hills Wind, LP (0.0001%; General Partner)
High Hills Wind LP, ULC (100%; Shareholder)
High Hills Wind, LP (99.9999%; Limited Partner)
Kitscoty Wind GP, Inc. (100%; Shareholder)
Kitscoty Wind, LP (0.0001%; General Partner)
Kitscoty Wind LP, ULC (100%; Shareholder)
Kitscoty Wind, LP (99.9999%; Limited Partner)
Lake Erie Canada II GP, Inc. (100%; Shareholder)
Lake Erie Canada II Holdings Limited Partnership (100%; General Partner)
Lake Erie Canada Holdings ULC (100%; Shareholder)
LEC GP Inc. (100%; Shareholder)
Lake Erie LP (100%; General Partner)
Lake Erie LP (100%; Limited Partner)
Lake Erie Canada II Holdings Limited Partnership (100%; Limited Partner)
Lake Erie Canada Holdings ULC (100%; Shareholder)
LEC GP Inc. (100%; Shareholder)

Lake Erie LP (100%; General Partner)
 Lake Erie LP (100%; Limited Partner)
 Living Skies Solar 10 GP, Inc. (100%; Shareholder)
 Living Skies Solar 10 LP, ULC (100%; Shareholder)
 McAdam Wind LP, ULC (100%; Shareholder)
 McAdam Wind, LP (99.9999%; Limited Partner)
 McAdam Wind, LP (0.0001%; General Partner)
 Minudie Wind GP, Inc. (100%; Shareholder)
 Minudie Wind, LP (0.0001%; General Partner)
 Minudie Wind LP, ULC (100%; Shareholder)
 Minudie Wind, LP (99.9999%; Limited Partner)
 Mount Copper GP, Inc. (100%; Shareholder)
 Mount Copper, LP (0.01%; General Partner)
 NextEra Energy Canada Storage GP, Inc. (100%; Shareholder)
 NextEra Energy Canada Storage, LP (0.0001%; General Partner)
 NextEra Energy Canada Storage LP, ULC (100%; Shareholder)
 NextEra Energy Canada Storage, LP (99.9999%; Limited Partner)
 NextEra Energy Canadian Holdings, ULC (100%; Shareholder)
 Bornish Wind BC Holdings, ULC (100%; Shareholder)
 Bornish Wind Funding GP, LLC (100%; Sole Member)
 Bornish Wind Funding GP, ULC (100%; Shareholder)
 Bornish Wind Funding, LP (0.0001%; General Partner)
 Bornish Wind GP, LLC (100%; Sole Member)
 Bornish Wind GP, ULC (100%; Shareholder)
 Bornish Wind, LP (0.01%; General Partner)
 Bornish Wind, LP (99.99%; Limited Partner)
 Bornish Wind Funding, LP (99.9999%; Limited Partner)
 Bornish Wind GP, LLC (100%; Sole Member)
 Bornish Wind GP, ULC (100%; Shareholder)
 Bornish Wind, LP (0.01%; General Partner)
 Bornish Wind, LP (99.99%; Limited Partner)
 CP II CAD Holdings LP GP, LLC (100%; Sole Member)
 CP II Holdings LP GP, ULC (100%; Shareholder)
 CP II Holdings, LP (0.0001%; General Partner)
 CP II Funding GP, LLC (100%; Sole Member)
 CP II Funding GP, ULC (100%; Shareholder)
 CP II Funding, LP (0.0001%; General Partner)
 Cedar Point II Limited Partnership (49.995%; Limited Partner)
 CP II Holdings LP, ULC (100%; Shareholder)
 CP II Funding, LP (99.9999%; Limited Partner)
 Cedar Point II Limited Partnership (49.995%; Limited Partner)
 CP II Holdings GP, Inc. (100%; Shareholder)
 Cedar Point II GP Inc. (50%; Shareholder)
 Cedar Point II Limited Partnership (0.01%; General Partner)
 CP II Holdings, LP (99.9999%; Limited Partner)
 CP II Funding GP, LLC (100%; Sole Member)
 CP II Funding GP, ULC (100%; Shareholder)
 CP II Funding, LP (0.0001%; General Partner)
 Cedar Point II Limited Partnership (49.995%; Limited Partner)
 CP II Holdings LP, ULC (100%; Shareholder)
 CP II Funding, LP (99.9999%; Limited Partner)
 Cedar Point II Limited Partnership (49.995%; Limited Partner)
 East Durham Wind BC Holdings, ULC (100%; Shareholder)
 East Durham Wind Funding GP, LLC (100%; Sole Member)
 East Durham Wind Funding GP, ULC (100%; Shareholder)
 East Durham Wind Funding, LP (0.0001%; General Partner)
 East Durham Wind GP, LLC (100%; Sole Member)

East Durham Wind GP, ULC (100%; Shareholder)
East Durham Wind, LP (0.0001%; General Partner)
East Durham Wind, LP (99.9999%; Limited Partner)
East Durham Wind Funding, LP (99.9999%; Limited Partner)
East Durham Wind GP, LLC (100%; Sole Member)
East Durham Wind GP, ULC (100%; Shareholder)
East Durham Wind, LP (0.0001%; General Partner)
East Durham Wind, LP (99.9999%; Limited Partner)
Goshen Wind BC Holdings, ULC (100%; Shareholder)
Goshen Wind Funding GP, LLC (100%; Sole Member)
Goshen Wind Funding GP, ULC (100%; Shareholder)
Goshen Wind Funding, LP (0.0001%; General Partner)
Goshen Wind GP, LLC (100%; Sole Member)
Goshen Wind GP, ULC (100%; Shareholder)
Goshen Wind, LP (0.0001%; General Partner)
Goshen Wind, LP (99.9999%; Limited Partner)
Goshen Wind Funding, LP (99.9999%; Limited Partner)
Goshen Wind GP, LLC (100%; Sole Member)
Goshen Wind GP, ULC (100%; Shareholder)
Goshen Wind, LP (0.0001%; General Partner)
Goshen Wind, LP (99.9999%; Limited Partner)
Kerwood Wind BC Holdings, ULC (100%; Shareholder)
Kerwood Wind Funding GP, LLC (100%; Sole Member)
Kerwood Wind Funding GP, ULC (100%; Shareholder)
Kerwood Wind Funding, LP (0.0001%; General Partner)
Kerwood Wind GP, LLC (100%; Sole Member)
Kerwood Wind GP, ULC (100%; Shareholder)
Kerwood Wind, LP (0.0001%; General Partner)
Kerwood Wind, LP (99.9999%; Limited Partner)
Kerwood Wind Funding, LP (99.9999%; Limited Partner)
Kerwood Wind GP, LLC (100%; Sole Member)
Kerwood Wind GP, ULC (100%; Shareholder)
Kerwood Wind, LP (0.0001%; General Partner)
Kerwood Wind, LP (99.9999%; Limited Partner)
Mount Miller Holdings GP, LLC (100%; Sole Member)
Mount Miller Holdings GP, ULC (100%; Shareholder)
Mount Miller Holdings II, LP (0.0001%; General Partner)
Mount Miller Holdco, LLC (100%; Sole Member)
Mount Miller Holdco, ULC (100%; Shareholder)
4263766 Canada Inc. (100%; Shareholder)
Mount Miller GP, ULC (100%; Shareholder)
Mount Miller Wind Energy Limited Partnership (0.01%; General Partner)
Mount Miller GP, ULC (100%; Shareholder)
Mount Miller Wind Energy Limited Partnership (0.01%; General Partner)
Mount Miller Wind Energy Limited Partnership (Limited Partner)
Mount Miller Wind Energy Limited Partnership (99.99%; Limited Partner)
Mount Miller Holdings II, LP (99.9999%; Limited Partner)
Mount Miller Holdco, LLC (100%; Sole Member)
Mount Miller Holdco, ULC (100%; Shareholder)
4263766 Canada Inc. (100%; Shareholder)
Mount Miller GP, ULC (100%; Shareholder)
Mount Miller Wind Energy Limited Partnership (0.01%; General Partner)
Mount Miller GP, ULC (100%; Shareholder)
Mount Miller Wind Energy Limited Partnership (0.01%; General Partner)
Mount Miller Wind Energy Limited Partnership (Limited Partner)
Mount Miller Wind Energy Limited Partnership (99.99%; Limited Partner)
NECD Holdings, LP (99.9999%; Limited Partner)

NextEra Canada Development, LP (99.9999%; Limited Partner)
 NextEra Canada Constructors, LLC (100%; Sole Member)
 NextEra Canada Constructors GP, ULC (100%; Shareholder)
 NextEra Canada Constructors, LP (0.0001%; General Partner)
 NextEra Canada Constructors, LP (99.9999%; Limited Partner)
 NextEra Canada Development GP, LLC (100%; Sole Member)
 NextEra Canada Development GP, ULC (100%; Shareholder)
 NECD Holdings, LP (0.0001%; General Partner)
 NextEra Canada Development, LP (99.9999%; Limited Partner)
 NextEra Canada Development, LP (0.0001%; General Partner)
 NextEra Canadian IP, Inc. (100%; Shareholder)
 NextEra Energy Canada Equipment, ULC (100%; Shareholder)
 Fortuna GP, LLC (100%; Sole Member)
 Fortuna GP, ULC (100%; Shareholder)
 Ghost Pine Windfarm, LP (0.01%; General Partner)
 Ghost Pine Windfarm, LP (99.99%; Limited Partner)
 NextEra Energy Canadian Operating Services, Inc. (100%; Shareholder)
 NextEra Energy Equity Partners, LP (100%; Limited Partner)
 NextEra Energy Operating Partners, LP (100%; Limited Partner)
 NextEra Energy US Partners Holdings, LLC (100%; Sole Member)
 Dissolution Solutions (NEP), LLC (100%; Sole Member)
 Genesis Purchaser Holdings, LLC (100%; Sole Member)
 Genesis Purchaser, LLC (100%; Sole Member)
 Genesis Solar Funding Holdings, LLC (100%; Sole Member)
 Genesis Solar Funding, LLC (100%; Sole Member)
 Genesis Solar Holdings, LLC (100%; Class A Tax Equity Member)
 Elk City Wind, LLC (100%; Sole Member)
 Genesis Solar, LLC (100%; Sole Member)
 NextEra Desert Center Blythe, LLC (50%; Member)
 Golden Plains Class A Holdings, LLC (100%; Sole Member)
 Golden Plains, LLC (100%; Class A Member)
 Baldwin Wind Energy, LLC (100%; Sole Member)
 Northern Colorado Wind Energy Center II, LLC (100%; Sole Member)
 Northern Colorado Interconnect, LLC (12.9%; Member)
 Northern Colorado Wind Energy Center, LLC (100%; Sole Member)
 Northern Colorado Interconnect, LLC (87.1%; Managing Member)
 Wilmot Energy Center, LLC (100%; Sole Member)
 Pine Brooke Class A Holdings, LLC (40%; Member)
 Pine Brooke, LLC (100%; Class A Tax Equity Member)
 Blue Summit III Wind, LLC (100%; Sole Member)
 Blue Summit Interconnection, LLC (25%; Member)
 Harmony Florida Solar, LLC (100%; Sole Member)
 Ponderosa Wind, LLC (100%; Sole Member)
 Saint Solar, LLC (100%; Sole Member)
 Sanford Airport Solar, LLC (100%; Sole Member)
 Soldier Creek Wind, LLC (100%; Sole Member)
 Taylor Creek Solar, LLC (100%; Sole Member)
 NextEra Energy Partners Acquisitions, LLC (100%; Sole Member)
 Baldwin Wind, LLC (100%; Sole Member)
 Bayhawk Wind Portfolio, LLC (100%; Sole Member)
 Bayhawk Wind Holdings, LLC (100%; Sole Member)
 Bayhawk Wind, LLC (100%; Class A Member)
 Cedar Bluff Wind, LLC (100%; Sole Member)
 Golden Hills Wind, LLC (100%; Sole Member)
 Golden Hills Interconnection, LLC (67.6%; Managing Member)
 Breckinridge Wind, LLC (100%; Sole Member)

Carousel Wind, LLC (100%; Sole Member)
 Cedar Bluff Wind Energy, LLC (100%; Sole Member)
 Coram Portfolio II, LLC (100%; Sole Member)
 Tusk Wind Holdings V, LLC (100%; Sole Member)
 RET Coram Tehachapi Wind GP, LLC (100%; Sole Member)
 Coram California Development, L.P. (0.01%; General Partner)
 RET Tehachapi Wind Development, LLC (100%; Sole Member)
 Coram California Development, L.P. (99.99%; Limited Partner)
 Coram Portfolio, LLC (100%; Sole Member)
 Tusk Wind Holdings IV, LLC (100%; Sole Member)
 Coram Energy LLC (100%; Sole Member)
 Coram Tehachapi, LLC (100%; Sole Member)
 HW CA Holdings, LLC (100%; Member)
 High Winds, LLC (100%; Sole Member)
 Javelina Wind Funding, LLC (100%; Sole Member)
 Javelina Wind Energy Holdings, LLC (100%; Sole Member)
 Javelina Wind Energy, LLC (100%; Sole Member)
 Javelina Interconnection, LLC (55%; Managing Member)
 Kingman Wind I, LLC (100%; Sole Member)
 Kingman Wind II, LLC (100%; Sole Member)
 Mammoth Plains Wind Project Holdings, LLC (100%; Sole Member)
 Mammoth Plains Wind Project, LLC (100%; Class B Member)
 Mammoth Plains Wind Project, LLC (100%; Class A Member)
 Mammoth Plains Wind, LLC (100%; Sole Member)
 Meadowlark Wind, LLC (100%; Sole Member)
 NEP Ninnescah Thermal Storage, LLC (100%; Sole Member)
 NEP Nitro Renewables Holdings, LLC (100%; Sole Member)
 NEP Renewables Holdings II, LLC (100%; Sole Member)
 NEP Renewables II, LLC (100%; Managing Member)
 Ashtabula Wind II, LLC (100%; Sole Member)
 Ashtabula Wind III, LLC (100%; Sole Member)
 FPL Energy Vansycle L.L.C. (100%; Sole Member)
 Garden Wind, LLC (100%; Sole Member)
 Perrin Ranch Wind, LLC (100%; Sole Member)
 Rosmar Portfolio, LLC (100%; Sole Member)
 Rosmar Holdings, LLC (100%; Member)
 Marshall Solar, LLC (100%; Sole Member)
 Roswell Solar, LLC (100%; Sole Member)
 Roswell Solar Holdings, LLC (100%; Sole Member)
 SSSS Holdings, LLC (100%; Sole Member)
 Silver State South Solar, LLC (49.99%; Managing Member)
 Silver State Solar Power South, LLC (100%; Sole Member)
 Tuscola Bay Wind, LLC (100%; Sole Member)
 White Oak Energy Holdings, LLC (100%; Sole Member)
 White Oak Energy LLC (100%; Sole Member)
 NEP Renewables Holdings III, LLC (100%; Sole Member)
 NEP Renewables III, LLC (50%; Class B Member)
 Star Moon Holdings, LLC (100%; Class A Member)
 Moonlight Bay Class A Holdings, LLC (100%; Sole Member)
 Moonlight Bay Renewables, LLC (100%; Class A Member)
 Dodge Flat Solar, LLC (100%; Sole Member)
 Elora Solar, LLC (100%; Sole Member)
 Fish Springs Ranch Solar, LLC (100%; Sole Member)
 Little Blue Wind Project, LLC (100%; Sole Member)
 Minco Wind Energy III, LLC (100%; Sole Member)
 Minco IV & V Interconnection, LLC (27.04%; Managing Member)
 White Mesa Wind, LLC (100%; Sole Member)

Stargrass Class A Holdings, LLC (100%; Sole Member)
Stargrass, LLC (100%; Class A Member)
Borderlands Wind, LLC (100%; Sole Member)
Borderlands Wind Holdings, LLC (100%; Sole Member)
Cool Springs Solar, LLC (100%; Sole Member)
Ensign Wind Energy, LLC (100%; Sole Member)
Hubbard Wind, LLC (100%; Sole Member)
Irish Creek Wind, LLC (100%; Sole Member)
Quinebaug Solar, LLC (100%; Sole Member)
Quitman II Solar, LLC (100%; Sole Member)
NEP Renewables III, LLC (100%; Class A Member)
Star Moon Holdings, LLC (100%; Class A Member)
Moonlight Bay Class A Holdings, LLC (100%; Sole Member)
Moonlight Bay Renewables, LLC (100%; Class A Member)
Dodge Flat Solar, LLC (100%; Sole Member)
Elora Solar, LLC (100%; Sole Member)
Fish Springs Ranch Solar, LLC (100%; Sole Member)
Little Blue Wind Project, LLC (100%; Sole Member)
Minco Wind Energy III, LLC (100%; Sole Member)
Minco IV & V Interconnection, LLC (27.04%; Managing Member)
White Mesa Wind, LLC (100%; Sole Member)
Stargrass Class A Holdings, LLC (100%; Sole Member)
Stargrass, LLC (100%; Class A Member)
Borderlands Wind, LLC (100%; Sole Member)
Borderlands Wind Holdings, LLC (100%; Sole Member)
Cool Springs Solar, LLC (100%; Sole Member)
Ensign Wind Energy, LLC (100%; Sole Member)
Hubbard Wind, LLC (100%; Sole Member)
Irish Creek Wind, LLC (100%; Sole Member)
Quinebaug Solar, LLC (100%; Sole Member)
Quitman II Solar, LLC (100%; Sole Member)
NEP Renewables Holdings IV, LLC (100%; Sole Member)
NEP Renewables IV, LLC (100%; Class A Member)
Alta Wind Portfolio, LLC (100%; Sole Member)
Tusk Wind Holdings, LLC (100%; Sole Member)
Alta Wind VIII, LLC (100%; Sole Member)
Dogwood Wind Holdings, LLC (100%; Sole Member)
Dogwood Wind, LLC (100%; Class A Tax Equity Member)
Oliver Wind III, LLC (100%; Sole Member)
Osborn Wind Energy, LLC (100%; Sole Member)
Elk City Sholes Holdings, LLC (100%; Sole Member)
Elk City II Wind Funding, LLC (100%; Sole Member)
Southwest Wind, LLC (100%; Class A Tax Equity Member)
Elk City Renewables II, LLC (100%; Sole Member)
Sholes Wind Funding, LLC (100%; Sole Member)
Sholes Wind Class A Holdings, LLC (100%; Sole Member)
Sholes Wind, LLC (100%; Class A Member)
Emerald Breeze Holdings, LLC (100%; Class A Member)
Emerald Breeze Class A Holdings, LLC (100%; Sole Member)
Emerald Breeze, LLC (100%; Class A Member)
Appaloosa Run Wind, LLC (100%; Sole Member)
Eight Point Wind, LLC (100%; Sole Member)
Great Prairie Wind, LLC (100%; Sole Member)
Yellow Pine Solar, LLC (100%; Sole Member)
Yellow Pine Solar Interconnect, LLC (50%; Managing Member)
Golden West Wind Holdings, LLC (100%; Sole Member)
Golden West Power Partners, LLC (100%; Class A Tax Equity Member)

Nokota Wind Holdings, LLC (100%; Sole Member)
 Nokota Wind, LLC (100%; Class A Tax Equity Member)
 Brady Wind II, LLC (100%; Sole Member)
 Brady Interconnection, LLC (50%; Member)
 Brady Wind, LLC (100%; Sole Member)
 Brady Interconnection, LLC (50%; Managing Member)
 Sac County Wind Holdings, LLC (100%; Sole Member)
 Sac County Wind Class A Holdings, LLC (100%; Class A Member)
 Sac County Wind, LLC (100%; Class A Member)
 NEP Renewables IV, LLC (31.2%; Class B Member)
 Alta Wind Portfolio, LLC (100%; Sole Member)
 Tusk Wind Holdings, LLC (100%; Sole Member)
 Alta Wind VIII, LLC (100%; Sole Member)
 Dogwood Wind Holdings, LLC (100%; Sole Member)
 Dogwood Wind, LLC (100%; Class A Tax Equity Member)
 Oliver Wind III, LLC (100%; Sole Member)
 Osborn Wind Energy, LLC (100%; Sole Member)
 Elk City Sholes Holdings, LLC (100%; Sole Member)
 Elk City II Wind Funding, LLC (100%; Sole Member)
 Southwest Wind, LLC (100%; Class A Tax Equity Member)
 Elk City Renewables II, LLC (100%; Sole Member)
 Sholes Wind Funding, LLC (100%; Sole Member)
 Sholes Wind Class A Holdings, LLC (100%; Sole Member)
 Sholes Wind, LLC (100%; Class A Member)
 Emerald Breeze Holdings, LLC (100%; Class A Member)
 Emerald Breeze Class A Holdings, LLC (100%; Sole Member)
 Emerald Breeze, LLC (100%; Class A Member)
 Appaloosa Run Wind, LLC (100%; Sole Member)
 Eight Point Wind, LLC (100%; Sole Member)
 Great Prairie Wind, LLC (100%; Sole Member)
 Yellow Pine Solar, LLC (100%; Sole Member)
 Yellow Pine Solar Interconnect, LLC (50%; Managing Member)
 Golden West Wind Holdings, LLC (100%; Sole Member)
 Golden West Power Partners, LLC (100%; Class A Tax Equity Member)
 Nokota Wind Holdings, LLC (100%; Sole Member)
 Nokota Wind, LLC (100%; Class A Tax Equity Member)
 Brady Wind II, LLC (100%; Sole Member)
 Brady Interconnection, LLC (50%; Member)
 Brady Wind, LLC (100%; Sole Member)
 Brady Interconnection, LLC (50%; Managing Member)
 Sac County Wind Holdings, LLC (100%; Sole Member)
 Sac County Wind Class A Holdings, LLC (100%; Class A Member)
 Sac County Wind, LLC (100%; Class A Member)
 NEP Renewables Holdings, LLC (100%; Sole Member)
 NEP Renewables, LLC (100%; Sole Member)
 Breckinridge Wind Class A Holdings, LLC (100%; Sole Member)
 Breckinridge Wind Project, LLC (100%; Class A Tax Equity Member)
 Carousel Wind Holdings, LLC (100%; Sole Member)
 Carousel Wind Farm, LLC (100%; Class A Tax Equity Member)
 Monarch Wind Holdings, LLC (100%; Sole Member)
 Monarch Wind, LLC (100%; Class A Tax Equity Member)
 Javelina Wind Holdings II, LLC (100%; Sole Member)
 Javelina Wind Energy II, LLC (100%; Sole Member)
 Javelina Interconnection, LLC (45%; Member)
 Rush Springs Wind Energy, LLC (100%; Sole Member)
 Mountain View Solar Holdings, LLC (100%; Sole Member)
 Mountain View Solar, LLC (100%; Sole Member)

Pacific Plains Wind Class A Holdings, LLC (100%; Sole Member)
Pacific Plains Wind, LLC (100%; Class A Tax Equity Member)
Cottonwood Wind Project Holdings, LLC (100%; Sole Member)
Cottonwood Wind Project, LLC (100%; Sole Member)
Golden Hills North Wind, LLC (100%; Sole Member)
Golden Hills Interconnection, LLC (32.4%; Member)
NextEra Energy Bluff Point, LLC (100%; Sole Member)
NextEra Desert Sunlight Holdings, LLC (99.8%; Member)
Desert Sunlight Investment Holdings, LLC (50%; Managing Member)
Desert Sunlight Holdings, LLC (100%; Sole Member)
Desert Sunlight 250, LLC (100%; Sole Member)
Desert Sunlight 300, LLC (100%; Sole Member)
Ninnescah Wind Renewables, LLC (100%; Sole Member)
Nutmeg Solar Holdings, LLC (33.3%; Member)
Nutmeg Solar, LLC (100%; Sole Member)
Palo Duro Wind, LLC (100%; Sole Member)
Palomino Wind Holdings, LLC (100%; Sole Member)
Palomino Wind, LLC (100%; Class A Tax Equity Member)
Kingman Wind Energy I, LLC (100%; Sole Member)
Kingman Wind Energy II, LLC (100%; Sole Member)
Prairie View Wind Holdings, LLC (100%; Sole Member)
Ninnescah Wind Energy LLC (100%; Sole Member)
Seiling Wind Energy II, LLC (100%; Sole Member)
Seiling Wind Investments, LLC (100%; Sole Member)
Seiling Wind Holdings, LLC (100%; Sole Member)
Seiling Wind Portfolio, LLC (100%; Class A Tax Equity Member)
Seiling Wind II, LLC (100%; Sole Member)
Seiling Wind Interconnection Services, LLC (33%; Member)
Seiling Wind, LLC (100%; Sole Member)
Seiling Wind Interconnection Services, LLC (67%; Managing Member)
Shaw Creek Solar Holdings, LLC (33.3%; Member)
Shaw Creek Solar, LLC (100%; Sole Member)
Solar Holdings Portfolio 12, LLC (100%; Class C Member)
DG Portfolio 2019 Funding, LLC (100%; Sole Member)
DG Portfolio 2019 Holdings, LLC (100%; Sole Member)
DG Portfolio 2019, LLC (100%; Sole Member)
DG Amaze, LLC (100%; Sole Member)
DG California Solar, LLC (100%; Sole Member)
DG Colorado Solar, LLC (100%; Sole Member)
DG LF Solar, LLC (100%; Sole Member)
DG Minnesota CSG 1, LLC (100%; Sole Member)
DG Minnesota CSG, LLC (100%; Sole Member)
DG New Jersey Solar, LLC (100%; Sole Member)
DG New York Solar, LLC (100%; Sole Member)
DG Northeast Solar, LLC (100%; Sole Member)
DG SUNY Solar 1, LLC (100%; Sole Member)
DG Southwest Solar Portfolio 2019, LLC (100%; Sole Member)
HL Solar LLC (100%; Sole Member)
DG Waipio, LLC (100%; Sole Member)
Pacific Energy Solutions LLC (100%; Sole Member)
W2 Solar Holdings, LLC (100%; Sole Member)
Sierra Solar Funding, LLC (100%; Sole Member)
Sierra Solar Holdings, LLC (100%; Sole Member)
Westside Solar, LLC (100%; Sole Member)
Whitney Point Solar, LLC (100%; Sole Member)
Southwest Solar Holdings, LLC (100%; Sole Member)
Hatch Solar Energy Center I LLC (100%; Sole Member)

Sunlight Renewables Holdings, LLC (100%; Class A Member)
 Sunlight Renewables Class A Holdings, LLC (100%; Sole Member)
 Sunlight Renewables, LLC (100%; Class A Member)
 Sunlight Storage, LLC (100%; Sole Member)
 VMCLR Holdings, LLC (100%; Sole Member)
 Indigo Plains Solar Class B Holdings, LLC (100%; Sole Member)
 Indigo Plains Solar, LLC (100%; Class B Tax Equity Member)
 Chaves County Solar, LLC (100%; Sole Member)
 Chaves County Solar Holdings, LLC (100%; Sole Member)
 Live Oak Solar, LLC (100%; Sole Member)
 River Bend Solar, LLC (100%; Sole Member)
 Indigo Plains Solar Funding, LLC (100%; Sole Member)
 Indigo Plains Solar Holdings, LLC (100%; Sole Member)
 Indigo Plains Solar, LLC (100%; Class A Tax Equity Member)
 Chaves County Solar, LLC (100%; Sole Member)
 Chaves County Solar Holdings, LLC (100%; Sole Member)
 Live Oak Solar, LLC (100%; Sole Member)
 River Bend Solar, LLC (100%; Sole Member)
 Whiptail-Montezuma Funding, LLC (100%; Sole Member)
 Whiptail-Montezuma Holdings, LLC (100%; Sole Member)
 Montezuma Wind Holdings II, LLC (100%; Sole Member)
 NextEra Energy Montezuma II Wind, LLC (100%; Sole Member)
 Southwest Wind Class A Holdings, LLC (100%; Class A Member)
 Whiptail Wind, LLC (100%; Class A Tax Equity Member)
 Casa Mesa Wind, LLC (100%; Sole Member)
 Casa Mesa Wind Investments, LLC (100%; Sole Member)
 Langdon Renewables, LLC (100%; Sole Member)
 New Mexico Wind, LLC (100%; Sole Member)
 Pacific Power Investments, LLC (100%; Sole Member)
 Southwest Wind Class A Holdings, LLC (100%; Class B Member)
 Whiptail Wind, LLC (100%; Class A Tax Equity Member)
 Casa Mesa Wind, LLC (100%; Sole Member)
 Casa Mesa Wind Investments, LLC (100%; Sole Member)
 Langdon Renewables, LLC (100%; Sole Member)
 New Mexico Wind, LLC (100%; Sole Member)
 Pacific Power Investments, LLC (100%; Sole Member)
 Windstar Portfolio, LLC (100%; Sole Member)
 Tusk Wind Holdings II, LLC (100%; Sole Member)
 Windstar Energy, LLC (100%; Sole Member)
 NextEra Energy Partners Constructors, LLC (100%; Sole Member)
 NextEra Energy Partners Solar Acquisitions, LLC (100%; Sole Member)
 Adelanto CA II, LLC (100%; Sole Member)
 Adelanto Solar Funding, LLC (50.01%; Member)
 Adelanto Solar Holdings, LLC (100%; Sole Member)
 Adelanto Solar II, LLC (100%; Sole Member)
 Adelanto Solar, LLC (100%; Sole Member)
 McCoy CA II, LLC (100%; Sole Member)
 McCoy Solar Holdings, LLC (50.01%; Member)
 McCoy Solar Funding, LLC (100%; Sole Member)
 McCoy Solar, LLC (100%; Sole Member)
 NextEra Desert Center Blythe, LLC (50%; Member)
 NextEra Energy Partners Ventures, LLC (100%; Sole Member)
 NET Holdings Management, LLC (100%; Sole Member)
 NextEra Energy Partners Pipelines Holdings, LLC (100%; Sole Member)
 NextEra Energy Partners Pipelines, LLC (100%; Class A Member)
 Meade Pipeline Investment Holdings, LLC (100%; Sole Member)
 Meade Pipeline Investment, LLC (100%; Sole Member)

Meade Pipeline Co LLC (75%; Managing Member)
 Redwood Meade Pipeline, LLC (100%; Sole Member)
 Redwood Midstream, LLC (90%; Managing Member)
 Redwood Meade Midstream MPC, LLC (100%; Sole Member)
 Meade Pipeline Co LLC (15%; Member)
 River Road Interests LLC (100%; Sole Member)
 Meade Pipeline Co LLC (10%; Member)
 Redwood Midstream, LLC (10%; Member)
 Redwood Meade Midstream MPC, LLC (100%; Sole Member)
 Meade Pipeline Co LLC (15%; Member)
 River Road Interests LLC (100%; Sole Member)
 Meade Pipeline Co LLC (10%; Member)
 South Texas Midstream Holdings, LLC (100%; Sole Member)
 South Texas Midstream, LLC (100%; Class A Member)
 South Texas Midstream, LLC (100%; Class B Member)
 Northern Colorado Wind Energy, LLC (100%; Sole Member)
 Palo Duro Wind Portfolio, LLC (100%; Sole Member)
 Palo Duro Wind Project Holdings, LLC (100%; Sole Member)
 Palo Duro Wind Energy, LLC (100%; Sole Member)
 Palo Duro Wind Interconnection Services, LLC (88%; Managing Member)
 Shafter Solar Portfolio, LLC (100%; Sole Member)
 Shafter Solar Holdings, LLC (100%; Sole Member)
 Shafter Solar, LLC (100%; Sole Member)
 Tusk Wind Holdings III, LLC (100%; Sole Member)
 Granite Reliable Power, LLC (100%; Sole Member)
 NextEra Energy Operating Partners, LP (100%; Limited Partner)
 NextEra Energy US Partners Holdings, LLC (100%; Sole Member)
 Dissolution Solutions (NEP), LLC (100%; Sole Member)
 Genesis Purchaser Holdings, LLC (100%; Sole Member)
 Genesis Purchaser, LLC (100%; Sole Member)
 Genesis Solar Funding Holdings, LLC (100%; Sole Member)
 Genesis Solar Funding, LLC (100%; Sole Member)
 Genesis Solar Holdings, LLC (100%; Class A Tax Equity Member)
 Elk City Wind, LLC (100%; Sole Member)
 Genesis Solar, LLC (100%; Sole Member)
 NextEra Desert Center Blythe, LLC (50%; Member)
 Golden Plains Class A Holdings, LLC (100%; Sole Member)
 Golden Plains, LLC (100%; Class A Member)
 Baldwin Wind Energy, LLC (100%; Sole Member)
 Northern Colorado Wind Energy Center II, LLC (100%; Sole Member)
 Northern Colorado Interconnect, LLC (12.9%; Member)
 Northern Colorado Wind Energy Center, LLC (100%; Sole Member)
 Northern Colorado Interconnect, LLC (87.1%; Managing Member)
 Wilmot Energy Center, LLC (100%; Sole Member)
 Pine Brooke Class A Holdings, LLC (40%; Member)
 Pine Brooke, LLC (100%; Class A Tax Equity Member)
 Blue Summit III Wind, LLC (100%; Sole Member)
 Blue Summit Interconnection, LLC (25%; Member)
 Harmony Florida Solar, LLC (100%; Sole Member)
 Ponderosa Wind, LLC (100%; Sole Member)
 Saint Solar, LLC (100%; Sole Member)
 Sanford Airport Solar, LLC (100%; Sole Member)
 Soldier Creek Wind, LLC (100%; Sole Member)
 Taylor Creek Solar, LLC (100%; Sole Member)
 NextEra Energy Partners Acquisitions, LLC (100%; Sole Member)
 Baldwin Wind, LLC (100%; Sole Member)

Bayhawk Wind Portfolio, LLC (100%; Sole Member)
Bayhawk Wind Holdings, LLC (100%; Sole Member)
Bayhawk Wind, LLC (100%; Class A Member)
Cedar Bluff Wind, LLC (100%; Sole Member)
Golden Hills Wind, LLC (100%; Sole Member)
Golden Hills Interconnection, LLC (67.6%; Managing Member)
Breckinridge Wind, LLC (100%; Sole Member)
Carousel Wind, LLC (100%; Sole Member)
Cedar Bluff Wind Energy, LLC (100%; Sole Member)
Coram Portfolio II, LLC (100%; Sole Member)
Tusk Wind Holdings V, LLC (100%; Sole Member)
RET Coram Tehachapi Wind GP, LLC (100%; Sole Member)
Coram California Development, L.P. (0.01%; General Partner)
RET Tehachapi Wind Development, LLC (100%; Sole Member)
Coram California Development, L.P. (99.99%; Limited Partner)
Coram Portfolio, LLC (100%; Sole Member)
Tusk Wind Holdings IV, LLC (100%; Sole Member)
Coram Energy LLC (100%; Sole Member)
Coram Tehachapi, LLC (100%; Sole Member)
HW CA Holdings, LLC (100%; Member)
High Winds, LLC (100%; Sole Member)
Javelina Wind Funding, LLC (100%; Sole Member)
Javelina Wind Energy Holdings, LLC (100%; Sole Member)
Javelina Wind Energy, LLC (100%; Sole Member)
Javelina Interconnection, LLC (55%; Managing Member)
Kingman Wind I, LLC (100%; Sole Member)
Kingman Wind II, LLC (100%; Sole Member)
Mammoth Plains Wind Project Holdings, LLC (100%; Sole Member)
Mammoth Plains Wind Project, LLC (100%; Class B Member)
Mammoth Plains Wind Project, LLC (100%; Class A Member)
Mammoth Plains Wind, LLC (100%; Sole Member)
Meadowlark Wind, LLC (100%; Sole Member)
NEP Ninnescah Thermal Storage, LLC (100%; Sole Member)
NEP Nitro Renewables Holdings, LLC (100%; Sole Member)
NEP Renewables Holdings II, LLC (100%; Sole Member)
NEP Renewables II, LLC (100%; Managing Member)
Ashtabula Wind II, LLC (100%; Sole Member)
Ashtabula Wind III, LLC (100%; Sole Member)
FPL Energy Vansycle L.L.C. (100%; Sole Member)
Garden Wind, LLC (100%; Sole Member)
Perrin Ranch Wind, LLC (100%; Sole Member)
Rosmar Portfolio, LLC (100%; Sole Member)
Rosmar Holdings, LLC (100%; Member)
Marshall Solar, LLC (100%; Sole Member)
Roswell Solar, LLC (100%; Sole Member)
Roswell Solar Holdings, LLC (100%; Sole Member)
SSSS Holdings, LLC (100%; Sole Member)
Silver State South Solar, LLC (49.99%; Managing Member)
Silver State Solar Power South, LLC (100%; Sole Member)
Tuscola Bay Wind, LLC (100%; Sole Member)
White Oak Energy Holdings, LLC (100%; Sole Member)
White Oak Energy LLC (100%; Sole Member)
NEP Renewables Holdings III, LLC (100%; Sole Member)
NEP Renewables III, LLC (50%; Class B Member)
Star Moon Holdings, LLC (100%; Class A Member)
Moonlight Bay Class A Holdings, LLC (100%; Sole Member)
Moonlight Bay Renewables, LLC (100%; Class A Member)

Dodge Flat Solar, LLC (100%; Sole Member)
 Elora Solar, LLC (100%; Sole Member)
 Fish Springs Ranch Solar, LLC (100%; Sole Member)
 Little Blue Wind Project, LLC (100%; Sole Member)
 Minco Wind Energy III, LLC (100%; Sole Member)
 Minco IV & V Interconnection, LLC (27.04%; Managing Member)
 White Mesa Wind, LLC (100%; Sole Member)
 Stargrass Class A Holdings, LLC (100%; Sole Member)
 Stargrass, LLC (100%; Class A Member)
 Borderlands Wind, LLC (100%; Sole Member)
 Borderlands Wind Holdings, LLC (100%; Sole Member)
 Cool Springs Solar, LLC (100%; Sole Member)
 Ensign Wind Energy, LLC (100%; Sole Member)
 Hubbard Wind, LLC (100%; Sole Member)
 Irish Creek Wind, LLC (100%; Sole Member)
 Quinebaug Solar, LLC (100%; Sole Member)
 Quitman II Solar, LLC (100%; Sole Member)
 NEP Renewables III, LLC (100%; Class A Member)
 Star Moon Holdings, LLC (100%; Class A Member)
 Moonlight Bay Class A Holdings, LLC (100%; Sole Member)
 Moonlight Bay Renewables, LLC (100%; Class A Member)
 Dodge Flat Solar, LLC (100%; Sole Member)
 Elora Solar, LLC (100%; Sole Member)
 Fish Springs Ranch Solar, LLC (100%; Sole Member)
 Little Blue Wind Project, LLC (100%; Sole Member)
 Minco Wind Energy III, LLC (100%; Sole Member)
 Minco IV & V Interconnection, LLC (27.04%; Managing Member)
 White Mesa Wind, LLC (100%; Sole Member)
 Stargrass Class A Holdings, LLC (100%; Sole Member)
 Stargrass, LLC (100%; Class A Member)
 Borderlands Wind, LLC (100%; Sole Member)
 Borderlands Wind Holdings, LLC (100%; Sole Member)
 Cool Springs Solar, LLC (100%; Sole Member)
 Ensign Wind Energy, LLC (100%; Sole Member)
 Hubbard Wind, LLC (100%; Sole Member)
 Irish Creek Wind, LLC (100%; Sole Member)
 Quinebaug Solar, LLC (100%; Sole Member)
 Quitman II Solar, LLC (100%; Sole Member)
 NEP Renewables Holdings IV, LLC (100%; Sole Member)
 NEP Renewables IV, LLC (100%; Class A Member)
 Alta Wind Portfolio, LLC (100%; Sole Member)
 Tusk Wind Holdings, LLC (100%; Sole Member)
 Alta Wind VIII, LLC (100%; Sole Member)
 Dogwood Wind Holdings, LLC (100%; Sole Member)
 Dogwood Wind, LLC (100%; Class A Tax Equity Member)
 Oliver Wind III, LLC (100%; Sole Member)
 Osborn Wind Energy, LLC (100%; Sole Member)
 Elk City Sholes Holdings, LLC (100%; Sole Member)
 Elk City II Wind Funding, LLC (100%; Sole Member)
 Southwest Wind, LLC (100%; Class A Tax Equity Member)
 Elk City Renewables II, LLC (100%; Sole Member)
 Sholes Wind Funding, LLC (100%; Sole Member)
 Sholes Wind Class A Holdings, LLC (100%; Sole Member)
 Sholes Wind, LLC (100%; Class A Member)
 Emerald Breeze Holdings, LLC (100%; Class A Member)
 Emerald Breeze Class A Holdings, LLC (100%; Sole Member)
 Emerald Breeze, LLC (100%; Class A Member)

Appaloosa Run Wind, LLC (100%; Sole Member)
 Eight Point Wind, LLC (100%; Sole Member)
 Great Prairie Wind, LLC (100%; Sole Member)
 Yellow Pine Solar, LLC (100%; Sole Member)
 Yellow Pine Solar Interconnect, LLC (50%; Managing Member)
 Golden West Wind Holdings, LLC (100%; Sole Member)
 Golden West Power Partners, LLC (100%; Class A Tax Equity Member)
 Nokota Wind Holdings, LLC (100%; Sole Member)
 Nokota Wind, LLC (100%; Class A Tax Equity Member)
 Brady Wind II, LLC (100%; Sole Member)
 Brady Interconnection, LLC (50%; Member)
 Brady Wind, LLC (100%; Sole Member)
 Brady Interconnection, LLC (50%; Managing Member)
 Sac County Wind Holdings, LLC (100%; Sole Member)
 Sac County Wind Class A Holdings, LLC (100%; Class A Member)
 Sac County Wind, LLC (100%; Class A Member)
 NEP Renewables IV, LLC (31.2%; Class B Member)
 Alta Wind Portfolio, LLC (100%; Sole Member)
 Tusk Wind Holdings, LLC (100%; Sole Member)
 Alta Wind VIII, LLC (100%; Sole Member)
 Dogwood Wind Holdings, LLC (100%; Sole Member)
 Dogwood Wind, LLC (100%; Class A Tax Equity Member)
 Oliver Wind III, LLC (100%; Sole Member)
 Osborn Wind Energy, LLC (100%; Sole Member)
 Elk City Sholes Holdings, LLC (100%; Sole Member)
 Elk City II Wind Funding, LLC (100%; Sole Member)
 Southwest Wind, LLC (100%; Class A Tax Equity Member)
 Elk City Renewables II, LLC (100%; Sole Member)
 Sholes Wind Funding, LLC (100%; Sole Member)
 Sholes Wind Class A Holdings, LLC (100%; Sole Member)
 Sholes Wind, LLC (100%; Class A Member)
 Emerald Breeze Holdings, LLC (100%; Class A Member)
 Emerald Breeze Class A Holdings, LLC (100%; Sole Member)
 Emerald Breeze, LLC (100%; Class A Member)
 Appaloosa Run Wind, LLC (100%; Sole Member)
 Eight Point Wind, LLC (100%; Sole Member)
 Great Prairie Wind, LLC (100%; Sole Member)
 Yellow Pine Solar, LLC (100%; Sole Member)
 Yellow Pine Solar Interconnect, LLC (50%; Managing Member)
 Golden West Wind Holdings, LLC (100%; Sole Member)
 Golden West Power Partners, LLC (100%; Class A Tax Equity Member)
 Nokota Wind Holdings, LLC (100%; Sole Member)
 Nokota Wind, LLC (100%; Class A Tax Equity Member)
 Brady Wind II, LLC (100%; Sole Member)
 Brady Interconnection, LLC (50%; Member)
 Brady Wind, LLC (100%; Sole Member)
 Brady Interconnection, LLC (50%; Managing Member)
 Sac County Wind Holdings, LLC (100%; Sole Member)
 Sac County Wind Class A Holdings, LLC (100%; Class A Member)
 Sac County Wind, LLC (100%; Class A Member)
 NEP Renewables Holdings, LLC (100%; Sole Member)
 NEP Renewables, LLC (100%; Sole Member)
 Breckinridge Wind Class A Holdings, LLC (100%; Sole Member)
 Breckinridge Wind Project, LLC (100%; Class A Tax Equity Member)
 Carousel Wind Holdings, LLC (100%; Sole Member)
 Carousel Wind Farm, LLC (100%; Class A Tax Equity Member)
 Monarch Wind Holdings, LLC (100%; Sole Member)

Monarch Wind, LLC (100%; Class A Tax Equity Member)
 Javelina Wind Holdings II, LLC (100%; Sole Member)
 Javelina Wind Energy II, LLC (100%; Sole Member)
 Javelina Interconnection, LLC (45%; Member)
 Rush Springs Wind Energy, LLC (100%; Sole Member)
 Mountain View Solar Holdings, LLC (100%; Sole Member)
 Mountain View Solar, LLC (100%; Sole Member)
 Pacific Plains Wind Class A Holdings, LLC (100%; Sole Member)
 Pacific Plains Wind, LLC (100%; Class A Tax Equity Member)
 Cottonwood Wind Project Holdings, LLC (100%; Sole Member)
 Cottonwood Wind Project, LLC (100%; Sole Member)
 Golden Hills North Wind, LLC (100%; Sole Member)
 Golden Hills Interconnection, LLC (32.4%; Member)
 NextEra Energy Bluff Point, LLC (100%; Sole Member)
 NextEra Desert Sunlight Holdings, LLC (99.8%; Member)
 Desert Sunlight Investment Holdings, LLC (50%; Managing Member)
 Desert Sunlight Holdings, LLC (100%; Sole Member)
 Desert Sunlight 250, LLC (100%; Sole Member)
 Desert Sunlight 300, LLC (100%; Sole Member)
 Ninnescah Wind Renewables, LLC (100%; Sole Member)
 Nutmeg Solar Holdings, LLC (33.3%; Member)
 Nutmeg Solar, LLC (100%; Sole Member)
 Palo Duro Wind, LLC (100%; Sole Member)
 Palomino Wind Holdings, LLC (100%; Sole Member)
 Palomino Wind, LLC (100%; Class A Tax Equity Member)
 Kingman Wind Energy I, LLC (100%; Sole Member)
 Kingman Wind Energy II, LLC (100%; Sole Member)
 Prairie View Wind Holdings, LLC (100%; Sole Member)
 Ninnescah Wind Energy LLC (100%; Sole Member)
 Seiling Wind Energy II, LLC (100%; Sole Member)
 Seiling Wind Investments, LLC (100%; Sole Member)
 Seiling Wind Holdings, LLC (100%; Sole Member)
 Seiling Wind Portfolio, LLC (100%; Class A Tax Equity Member)
 Seiling Wind II, LLC (100%; Sole Member)
 Seiling Wind Interconnection Services, LLC (33%; Member)
 Seiling Wind, LLC (100%; Sole Member)
 Seiling Wind Interconnection Services, LLC (67%; Managing Member)
 Shaw Creek Solar Holdings, LLC (33.3%; Member)
 Shaw Creek Solar, LLC (100%; Sole Member)
 Solar Holdings Portfolio 12, LLC (100%; Class C Member)
 DG Portfolio 2019 Funding, LLC (100%; Sole Member)
 DG Portfolio 2019 Holdings, LLC (100%; Sole Member)
 DG Portfolio 2019, LLC (100%; Sole Member)
 DG Amaze, LLC (100%; Sole Member)
 DG California Solar, LLC (100%; Sole Member)
 DG Colorado Solar, LLC (100%; Sole Member)
 DG LF Solar, LLC (100%; Sole Member)
 DG Minnesota CSG 1, LLC (100%; Sole Member)
 DG Minnesota CSG, LLC (100%; Sole Member)
 DG New Jersey Solar, LLC (100%; Sole Member)
 DG New York Solar, LLC (100%; Sole Member)
 DG Northeast Solar, LLC (100%; Sole Member)
 DG SUNY Solar 1, LLC (100%; Sole Member)
 DG Southwest Solar Portfolio 2019, LLC (100%; Sole Member)
 HL Solar LLC (100%; Sole Member)
 DG Waipio, LLC (100%; Sole Member)
 Pacific Energy Solutions LLC (100%; Sole Member)

W2 Solar Holdings, LLC (100%; Sole Member)
Sierra Solar Funding, LLC (100%; Sole Member)
Sierra Solar Holdings, LLC (100%; Sole Member)
Westside Solar, LLC (100%; Sole Member)
Whitney Point Solar, LLC (100%; Sole Member)
Southwest Solar Holdings, LLC (100%; Sole Member)
Hatch Solar Energy Center I LLC (100%; Sole Member)
Sunlight Renewables Holdings, LLC (100%; Class A Member)
Sunlight Renewables Class A Holdings, LLC (100%; Sole Member)
Sunlight Renewables, LLC (100%; Class A Member)
Sunlight Storage, LLC (100%; Sole Member)
VMCLR Holdings, LLC (100%; Sole Member)
Indigo Plains Solar Class B Holdings, LLC (100%; Sole Member)
Indigo Plains Solar, LLC (100%; Class B Tax Equity Member)
Chaves County Solar, LLC (100%; Sole Member)
Chaves County Solar Holdings, LLC (100%; Sole Member)
Live Oak Solar, LLC (100%; Sole Member)
River Bend Solar, LLC (100%; Sole Member)
Indigo Plains Solar Funding, LLC (100%; Sole Member)
Indigo Plains Solar Holdings, LLC (100%; Sole Member)
Indigo Plains Solar, LLC (100%; Class A Tax Equity Member)
Chaves County Solar, LLC (100%; Sole Member)
Chaves County Solar Holdings, LLC (100%; Sole Member)
Live Oak Solar, LLC (100%; Sole Member)
River Bend Solar, LLC (100%; Sole Member)
Whiptail-Montezuma Funding, LLC (100%; Sole Member)
Whiptail-Montezuma Holdings, LLC (100%; Sole Member)
Montezuma Wind Holdings II, LLC (100%; Sole Member)
NextEra Energy Montezuma II Wind, LLC (100%; Sole Member)
Southwest Wind Class A Holdings, LLC (100%; Class A Member)
Whiptail Wind, LLC (100%; Class A Tax Equity Member)
Casa Mesa Wind, LLC (100%; Sole Member)
Casa Mesa Wind Investments, LLC (100%; Sole Member)
Langdon Renewables, LLC (100%; Sole Member)
New Mexico Wind, LLC (100%; Sole Member)
Pacific Power Investments, LLC (100%; Sole Member)
Southwest Wind Class A Holdings, LLC (100%; Class B Member)
Whiptail Wind, LLC (100%; Class A Tax Equity Member)
Casa Mesa Wind, LLC (100%; Sole Member)
Casa Mesa Wind Investments, LLC (100%; Sole Member)
Langdon Renewables, LLC (100%; Sole Member)
New Mexico Wind, LLC (100%; Sole Member)
Pacific Power Investments, LLC (100%; Sole Member)
Windstar Portfolio, LLC (100%; Sole Member)
Tusk Wind Holdings II, LLC (100%; Sole Member)
Windstar Energy, LLC (100%; Sole Member)
NextEra Energy Partners Constructors, LLC (100%; Sole Member)
NextEra Energy Partners Solar Acquisitions, LLC (100%; Sole Member)
Adelanto CA II, LLC (100%; Sole Member)
Adelanto Solar Funding, LLC (50.01%; Member)
Adelanto Solar Holdings, LLC (100%; Sole Member)
Adelanto Solar II, LLC (100%; Sole Member)
Adelanto Solar, LLC (100%; Sole Member)
McCoy CA II, LLC (100%; Sole Member)
McCoy Solar Holdings, LLC (50.01%; Member)
McCoy Solar Funding, LLC (100%; Sole Member)
McCoy Solar, LLC (100%; Sole Member)

NextEra Desert Center Blythe, LLC (50%; Member)
 NextEra Energy Partners Ventures, LLC (100%; Sole Member)
 NET Holdings Management, LLC (100%; Sole Member)
 NextEra Energy Partners Pipelines Holdings, LLC (100%; Sole Member)
 NextEra Energy Partners Pipelines, LLC (100%; Class A Member)
 Meade Pipeline Investment Holdings, LLC (100%; Sole Member)
 Meade Pipeline Investment, LLC (100%; Sole Member)
 Meade Pipeline Co LLC (75%; Managing Member)
 Redwood Meade Pipeline, LLC (100%; Sole Member)
 Redwood Midstream, LLC (90%; Managing Member)
 Redwood Meade Midstream MPC, LLC (100%; Sole Member)
 Meade Pipeline Co LLC (15%; Member)
 River Road Interests LLC (100%; Sole Member)
 Meade Pipeline Co LLC (10%; Member)
 Redwood Midstream, LLC (10%; Member)
 Redwood Meade Midstream MPC, LLC (100%; Sole Member)
 Meade Pipeline Co LLC (15%; Member)
 River Road Interests LLC (100%; Sole Member)
 Meade Pipeline Co LLC (10%; Member)
 South Texas Midstream Holdings, LLC (100%; Sole Member)
 South Texas Midstream, LLC (100%; Class A Member)
 South Texas Midstream, LLC (100%; Class B Member)
 Northern Colorado Wind Energy, LLC (100%; Sole Member)
 Palo Duro Wind Portfolio, LLC (100%; Sole Member)
 Palo Duro Wind Project Holdings, LLC (100%; Sole Member)
 Palo Duro Wind Energy, LLC (100%; Sole Member)
 Palo Duro Wind Interconnection Services, LLC (88%; Managing Member)
 Shafter Solar Portfolio, LLC (100%; Sole Member)
 Shafter Solar Holdings, LLC (100%; Sole Member)
 Shafter Solar, LLC (100%; Sole Member)
 Tusk Wind Holdings III, LLC (100%; Sole Member)
 Granite Reliable Power, LLC (100%; Sole Member)
 NextEra Energy Operating Partners, LP (100%; Limited Partner)
 NextEra Energy US Partners Holdings, LLC (100%; Sole Member)
 Dissolution Solutions (NEP), LLC (100%; Sole Member)
 Genesis Purchaser Holdings, LLC (100%; Sole Member)
 Genesis Purchaser, LLC (100%; Sole Member)
 Genesis Solar Funding Holdings, LLC (100%; Sole Member)
 Genesis Solar Funding, LLC (100%; Sole Member)
 Genesis Solar Holdings, LLC (100%; Class A Tax Equity Member)
 Elk City Wind, LLC (100%; Sole Member)
 Genesis Solar, LLC (100%; Sole Member)
 NextEra Desert Center Blythe, LLC (50%; Member)
 Golden Plains Class A Holdings, LLC (100%; Sole Member)
 Golden Plains, LLC (100%; Class A Member)
 Baldwin Wind Energy, LLC (100%; Sole Member)
 Northern Colorado Wind Energy Center II, LLC (100%; Sole Member)
 Northern Colorado Interconnect, LLC (12.9%; Member)
 Northern Colorado Wind Energy Center, LLC (100%; Sole Member)
 Northern Colorado Interconnect, LLC (87.1%; Managing Member)
 Wilmot Energy Center, LLC (100%; Sole Member)
 Pine Brooke Class A Holdings, LLC (40%; Member)
 Pine Brooke, LLC (100%; Class A Tax Equity Member)
 Blue Summit III Wind, LLC (100%; Sole Member)
 Blue Summit Interconnection, LLC (25%; Member)
 Harmony Florida Solar, LLC (100%; Sole Member)

Ponderosa Wind, LLC (100%; Sole Member)
 Saint Solar, LLC (100%; Sole Member)
 Sanford Airport Solar, LLC (100%; Sole Member)
 Soldier Creek Wind, LLC (100%; Sole Member)
 Taylor Creek Solar, LLC (100%; Sole Member)
 NextEra Energy Partners Acquisitions, LLC (100%; Sole Member)
 Baldwin Wind, LLC (100%; Sole Member)
 Bayhawk Wind Portfolio, LLC (100%; Sole Member)
 Bayhawk Wind Holdings, LLC (100%; Sole Member)
 Bayhawk Wind, LLC (100%; Class A Member)
 Cedar Bluff Wind, LLC (100%; Sole Member)
 Golden Hills Wind, LLC (100%; Sole Member)
 Golden Hills Interconnection, LLC (67.6%; Managing Member)
 Breckinridge Wind, LLC (100%; Sole Member)
 Carousel Wind, LLC (100%; Sole Member)
 Cedar Bluff Wind Energy, LLC (100%; Sole Member)
 Coram Portfolio II, LLC (100%; Sole Member)
 Tusk Wind Holdings V, LLC (100%; Sole Member)
 RET Coram Tehachapi Wind GP, LLC (100%; Sole Member)
 Coram California Development, L.P. (0.01%; General Partner)
 RET Tehachapi Wind Development, LLC (100%; Sole Member)
 Coram California Development, L.P. (99.99%; Limited Partner)
 Coram Portfolio, LLC (100%; Sole Member)
 Tusk Wind Holdings IV, LLC (100%; Sole Member)
 Coram Energy LLC (100%; Sole Member)
 Coram Tehachapi, LLC (100%; Sole Member)
 HW CA Holdings, LLC (100%; Member)
 High Winds, LLC (100%; Sole Member)
 Javelina Wind Funding, LLC (100%; Sole Member)
 Javelina Wind Energy Holdings, LLC (100%; Sole Member)
 Javelina Wind Energy, LLC (100%; Sole Member)
 Javelina Interconnection, LLC (55%; Managing Member)
 Kingman Wind I, LLC (100%; Sole Member)
 Kingman Wind II, LLC (100%; Sole Member)
 Mammoth Plains Wind Project Holdings, LLC (100%; Sole Member)
 Mammoth Plains Wind Project, LLC (100%; Class B Member)
 Mammoth Plains Wind Project, LLC (100%; Class A Member)
 Mammoth Plains Wind, LLC (100%; Sole Member)
 Meadowlark Wind, LLC (100%; Sole Member)
 NEP Ninnescah Thermal Storage, LLC (100%; Sole Member)
 NEP Nitro Renewables Holdings, LLC (100%; Sole Member)
 NEP Renewables Holdings II, LLC (100%; Sole Member)
 NEP Renewables II, LLC (100%; Managing Member)
 Ashtabula Wind II, LLC (100%; Sole Member)
 Ashtabula Wind III, LLC (100%; Sole Member)
 FPL Energy Vansycle L.L.C. (100%; Sole Member)
 Garden Wind, LLC (100%; Sole Member)
 Perrin Ranch Wind, LLC (100%; Sole Member)
 Rosmar Portfolio, LLC (100%; Sole Member)
 Rosmar Holdings, LLC (100%; Member)
 Marshall Solar, LLC (100%; Sole Member)
 Roswell Solar, LLC (100%; Sole Member)
 Roswell Solar Holdings, LLC (100%; Sole Member)
 SSSS Holdings, LLC (100%; Sole Member)
 Silver State South Solar, LLC (49.99%; Managing Member)
 Silver State Solar Power South, LLC (100%; Sole Member)
 Tuscola Bay Wind, LLC (100%; Sole Member)

White Oak Energy Holdings, LLC (100%; Sole Member)
 White Oak Energy LLC (100%; Sole Member)
 NEP Renewables Holdings III, LLC (100%; Sole Member)
 NEP Renewables III, LLC (50%; Class B Member)
 Star Moon Holdings, LLC (100%; Class A Member)
 Moonlight Bay Class A Holdings, LLC (100%; Sole Member)
 Moonlight Bay Renewables, LLC (100%; Class A Member)
 Dodge Flat Solar, LLC (100%; Sole Member)
 Elora Solar, LLC (100%; Sole Member)
 Fish Springs Ranch Solar, LLC (100%; Sole Member)
 Little Blue Wind Project, LLC (100%; Sole Member)
 Minco Wind Energy III, LLC (100%; Sole Member)
 Minco IV & V Interconnection, LLC (27.04%; Managing Member)
 White Mesa Wind, LLC (100%; Sole Member)
 Stargrass Class A Holdings, LLC (100%; Sole Member)
 Stargrass, LLC (100%; Class A Member)
 Borderlands Wind, LLC (100%; Sole Member)
 Borderlands Wind Holdings, LLC (100%; Sole Member)
 Cool Springs Solar, LLC (100%; Sole Member)
 Ensign Wind Energy, LLC (100%; Sole Member)
 Hubbard Wind, LLC (100%; Sole Member)
 Irish Creek Wind, LLC (100%; Sole Member)
 Quinebaug Solar, LLC (100%; Sole Member)
 Quitman II Solar, LLC (100%; Sole Member)
 NEP Renewables III, LLC (100%; Class A Member)
 Star Moon Holdings, LLC (100%; Class A Member)
 Moonlight Bay Class A Holdings, LLC (100%; Sole Member)
 Moonlight Bay Renewables, LLC (100%; Class A Member)
 Dodge Flat Solar, LLC (100%; Sole Member)
 Elora Solar, LLC (100%; Sole Member)
 Fish Springs Ranch Solar, LLC (100%; Sole Member)
 Little Blue Wind Project, LLC (100%; Sole Member)
 Minco Wind Energy III, LLC (100%; Sole Member)
 Minco IV & V Interconnection, LLC (27.04%; Managing Member)
 White Mesa Wind, LLC (100%; Sole Member)
 Stargrass Class A Holdings, LLC (100%; Sole Member)
 Stargrass, LLC (100%; Class A Member)
 Borderlands Wind, LLC (100%; Sole Member)
 Borderlands Wind Holdings, LLC (100%; Sole Member)
 Cool Springs Solar, LLC (100%; Sole Member)
 Ensign Wind Energy, LLC (100%; Sole Member)
 Hubbard Wind, LLC (100%; Sole Member)
 Irish Creek Wind, LLC (100%; Sole Member)
 Quinebaug Solar, LLC (100%; Sole Member)
 Quitman II Solar, LLC (100%; Sole Member)
 NEP Renewables Holdings IV, LLC (100%; Sole Member)
 NEP Renewables IV, LLC (100%; Class A Member)
 Alta Wind Portfolio, LLC (100%; Sole Member)
 Tusk Wind Holdings, LLC (100%; Sole Member)
 Alta Wind VIII, LLC (100%; Sole Member)
 Dogwood Wind Holdings, LLC (100%; Sole Member)
 Dogwood Wind, LLC (100%; Class A Tax Equity Member)
 Oliver Wind III, LLC (100%; Sole Member)
 Osborn Wind Energy, LLC (100%; Sole Member)
 Elk City Sholes Holdings, LLC (100%; Sole Member)
 Elk City II Wind Funding, LLC (100%; Sole Member)
 Southwest Wind, LLC (100%; Class A Tax Equity Member)

Elk City Renewables II, LLC (100%; Sole Member)
 Sholes Wind Funding, LLC (100%; Sole Member)
 Sholes Wind Class A Holdings, LLC (100%; Sole Member)
 Sholes Wind, LLC (100%; Class A Member)
 Emerald Breeze Holdings, LLC (100%; Class A Member)
 Emerald Breeze Class A Holdings, LLC (100%; Sole Member)
 Emerald Breeze, LLC (100%; Class A Member)
 Appaloosa Run Wind, LLC (100%; Sole Member)
 Eight Point Wind, LLC (100%; Sole Member)
 Great Prairie Wind, LLC (100%; Sole Member)
 Yellow Pine Solar, LLC (100%; Sole Member)
 Yellow Pine Solar Interconnect, LLC (50%; Managing Member)
 Golden West Wind Holdings, LLC (100%; Sole Member)
 Golden West Power Partners, LLC (100%; Class A Tax Equity Member)
 Nokota Wind Holdings, LLC (100%; Sole Member)
 Nokota Wind, LLC (100%; Class A Tax Equity Member)
 Brady Wind II, LLC (100%; Sole Member)
 Brady Interconnection, LLC (50%; Member)
 Brady Wind, LLC (100%; Sole Member)
 Brady Interconnection, LLC (50%; Managing Member)
 Sac County Wind Holdings, LLC (100%; Sole Member)
 Sac County Wind Class A Holdings, LLC (100%; Class A Member)
 Sac County Wind, LLC (100%; Class A Member)
 NEP Renewables IV, LLC (31.2%; Class B Member)
 Alta Wind Portfolio, LLC (100%; Sole Member)
 Tusk Wind Holdings, LLC (100%; Sole Member)
 Alta Wind VIII, LLC (100%; Sole Member)
 Dogwood Wind Holdings, LLC (100%; Sole Member)
 Dogwood Wind, LLC (100%; Class A Tax Equity Member)
 Oliver Wind III, LLC (100%; Sole Member)
 Osborn Wind Energy, LLC (100%; Sole Member)
 Elk City Sholes Holdings, LLC (100%; Sole Member)
 Elk City II Wind Funding, LLC (100%; Sole Member)
 Southwest Wind, LLC (100%; Class A Tax Equity Member)
 Elk City Renewables II, LLC (100%; Sole Member)
 Sholes Wind Funding, LLC (100%; Sole Member)
 Sholes Wind Class A Holdings, LLC (100%; Sole Member)
 Sholes Wind, LLC (100%; Class A Member)
 Emerald Breeze Holdings, LLC (100%; Class A Member)
 Emerald Breeze Class A Holdings, LLC (100%; Sole Member)
 Emerald Breeze, LLC (100%; Class A Member)
 Appaloosa Run Wind, LLC (100%; Sole Member)
 Eight Point Wind, LLC (100%; Sole Member)
 Great Prairie Wind, LLC (100%; Sole Member)
 Yellow Pine Solar, LLC (100%; Sole Member)
 Yellow Pine Solar Interconnect, LLC (50%; Managing Member)
 Golden West Wind Holdings, LLC (100%; Sole Member)
 Golden West Power Partners, LLC (100%; Class A Tax Equity Member)
 Nokota Wind Holdings, LLC (100%; Sole Member)
 Nokota Wind, LLC (100%; Class A Tax Equity Member)
 Brady Wind II, LLC (100%; Sole Member)
 Brady Interconnection, LLC (50%; Member)
 Brady Wind, LLC (100%; Sole Member)
 Brady Interconnection, LLC (50%; Managing Member)
 Sac County Wind Holdings, LLC (100%; Sole Member)
 Sac County Wind Class A Holdings, LLC (100%; Class A Member)
 Sac County Wind, LLC (100%; Class A Member)

NEP Renewables Holdings, LLC (100%; Sole Member)
 NEP Renewables, LLC (100%; Sole Member)
 Breckinridge Wind Class A Holdings, LLC (100%; Sole Member)
 Breckinridge Wind Project, LLC (100%; Class A Tax Equity Member)
 Carousel Wind Holdings, LLC (100%; Sole Member)
 Carousel Wind Farm, LLC (100%; Class A Tax Equity Member)
 Monarch Wind Holdings, LLC (100%; Sole Member)
 Monarch Wind, LLC (100%; Class A Tax Equity Member)
 Javelina Wind Holdings II, LLC (100%; Sole Member)
 Javelina Wind Energy II, LLC (100%; Sole Member)
 Javelina Interconnection, LLC (45%; Member)
 Rush Springs Wind Energy, LLC (100%; Sole Member)
 Mountain View Solar Holdings, LLC (100%; Sole Member)
 Mountain View Solar, LLC (100%; Sole Member)
 Pacific Plains Wind Class A Holdings, LLC (100%; Sole Member)
 Pacific Plains Wind, LLC (100%; Class A Tax Equity Member)
 Cottonwood Wind Project Holdings, LLC (100%; Sole Member)
 Cottonwood Wind Project, LLC (100%; Sole Member)
 Golden Hills North Wind, LLC (100%; Sole Member)
 Golden Hills Interconnection, LLC (32.4%; Member)
 NextEra Energy Bluff Point, LLC (100%; Sole Member)
 NextEra Desert Sunlight Holdings, LLC (99.8%; Member)
 Desert Sunlight Investment Holdings, LLC (50%; Managing Member)
 Desert Sunlight Holdings, LLC (100%; Sole Member)
 Desert Sunlight 250, LLC (100%; Sole Member)
 Desert Sunlight 300, LLC (100%; Sole Member)
 Ninnescah Wind Renewables, LLC (100%; Sole Member)
 Nutmeg Solar Holdings, LLC (33.3%; Member)
 Nutmeg Solar, LLC (100%; Sole Member)
 Palo Duro Wind, LLC (100%; Sole Member)
 Palomino Wind Holdings, LLC (100%; Sole Member)
 Palomino Wind, LLC (100%; Class A Tax Equity Member)
 Kingman Wind Energy I, LLC (100%; Sole Member)
 Kingman Wind Energy II, LLC (100%; Sole Member)
 Prairie View Wind Holdings, LLC (100%; Sole Member)
 Ninnescah Wind Energy LLC (100%; Sole Member)
 Seiling Wind Energy II, LLC (100%; Sole Member)
 Seiling Wind Investments, LLC (100%; Sole Member)
 Seiling Wind Holdings, LLC (100%; Sole Member)
 Seiling Wind Portfolio, LLC (100%; Class A Tax Equity Member)
 Seiling Wind II, LLC (100%; Sole Member)
 Seiling Wind Interconnection Services, LLC (33%; Member)
 Seiling Wind, LLC (100%; Sole Member)
 Seiling Wind Interconnection Services, LLC (67%; Managing Member)
 Shaw Creek Solar Holdings, LLC (33.3%; Member)
 Shaw Creek Solar, LLC (100%; Sole Member)
 Solar Holdings Portfolio 12, LLC (100%; Class C Member)
 DG Portfolio 2019 Funding, LLC (100%; Sole Member)
 DG Portfolio 2019 Holdings, LLC (100%; Sole Member)
 DG Portfolio 2019, LLC (100%; Sole Member)
 DG Amaze, LLC (100%; Sole Member)
 DG California Solar, LLC (100%; Sole Member)
 DG Colorado Solar, LLC (100%; Sole Member)
 DG LF Solar, LLC (100%; Sole Member)
 DG Minnesota CSG 1, LLC (100%; Sole Member)
 DG Minnesota CSG, LLC (100%; Sole Member)
 DG New Jersey Solar, LLC (100%; Sole Member)

DG New York Solar, LLC (100%; Sole Member)
 DG Northeast Solar, LLC (100%; Sole Member)
 DG SUNY Solar 1, LLC (100%; Sole Member)
 DG Southwest Solar Portfolio 2019, LLC (100%; Sole Member)
 HL Solar LLC (100%; Sole Member)
 DG Waipio, LLC (100%; Sole Member)
 Pacific Energy Solutions LLC (100%; Sole Member)
 W2 Solar Holdings, LLC (100%; Sole Member)
 Sierra Solar Funding, LLC (100%; Sole Member)
 Sierra Solar Holdings, LLC (100%; Sole Member)
 Westside Solar, LLC (100%; Sole Member)
 Whitney Point Solar, LLC (100%; Sole Member)
 Southwest Solar Holdings, LLC (100%; Sole Member)
 Hatch Solar Energy Center I LLC (100%; Sole Member)
 Sunlight Renewables Holdings, LLC (100%; Class A Member)
 Sunlight Renewables Class A Holdings, LLC (100%; Sole Member)
 Sunlight Renewables, LLC (100%; Class A Member)
 Sunlight Storage, LLC (100%; Sole Member)
 VMCLR Holdings, LLC (100%; Sole Member)
 Indigo Plains Solar Class B Holdings, LLC (100%; Sole Member)
 Indigo Plains Solar, LLC (100%; Class B Tax Equity Member)
 Chaves County Solar, LLC (100%; Sole Member)
 Chaves County Solar Holdings, LLC (100%; Sole Member)
 Live Oak Solar, LLC (100%; Sole Member)
 River Bend Solar, LLC (100%; Sole Member)
 Indigo Plains Solar Funding, LLC (100%; Sole Member)
 Indigo Plains Solar Holdings, LLC (100%; Sole Member)
 Indigo Plains Solar, LLC (100%; Class A Tax Equity Member)
 Chaves County Solar, LLC (100%; Sole Member)
 Chaves County Solar Holdings, LLC (100%; Sole Member)
 Live Oak Solar, LLC (100%; Sole Member)
 River Bend Solar, LLC (100%; Sole Member)
 Whiptail-Montezuma Funding, LLC (100%; Sole Member)
 Whiptail-Montezuma Holdings, LLC (100%; Sole Member)
 Montezuma Wind Holdings II, LLC (100%; Sole Member)
 NextEra Energy Montezuma II Wind, LLC (100%; Sole Member)
 Southwest Wind Class A Holdings, LLC (100%; Class A Member)
 Whiptail Wind, LLC (100%; Class A Tax Equity Member)
 Casa Mesa Wind, LLC (100%; Sole Member)
 Casa Mesa Wind Investments, LLC (100%; Sole Member)
 Langdon Renewables, LLC (100%; Sole Member)
 New Mexico Wind, LLC (100%; Sole Member)
 Pacific Power Investments, LLC (100%; Sole Member)
 Southwest Wind Class A Holdings, LLC (100%; Class B Member)
 Whiptail Wind, LLC (100%; Class A Tax Equity Member)
 Casa Mesa Wind, LLC (100%; Sole Member)
 Casa Mesa Wind Investments, LLC (100%; Sole Member)
 Langdon Renewables, LLC (100%; Sole Member)
 New Mexico Wind, LLC (100%; Sole Member)
 Pacific Power Investments, LLC (100%; Sole Member)
 Windstar Portfolio, LLC (100%; Sole Member)
 Tusk Wind Holdings II, LLC (100%; Sole Member)
 Windstar Energy, LLC (100%; Sole Member)
 NextEra Energy Partners Constructors, LLC (100%; Sole Member)
 NextEra Energy Partners Solar Acquisitions, LLC (100%; Sole Member)
 Adelanto CA II, LLC (100%; Sole Member)
 Adelanto Solar Funding, LLC (50.01%; Member)

Adelanto Solar Holdings, LLC (100%; Sole Member)
Adelanto Solar II, LLC (100%; Sole Member)
Adelanto Solar, LLC (100%; Sole Member)
McCoy CA II, LLC (100%; Sole Member)
McCoy Solar Holdings, LLC (50.01%; Member)
McCoy Solar Funding, LLC (100%; Sole Member)
McCoy Solar, LLC (100%; Sole Member)
NextEra Desert Center Blythe, LLC (50%; Member)
NextEra Energy Partners Ventures, LLC (100%; Sole Member)
NET Holdings Management, LLC (100%; Sole Member)
NextEra Energy Partners Pipelines Holdings, LLC (100%; Sole Member)
NextEra Energy Partners Pipelines, LLC (100%; Class A Member)
Meade Pipeline Investment Holdings, LLC (100%; Sole Member)
Meade Pipeline Investment, LLC (100%; Sole Member)
Meade Pipeline Co LLC (75%; Managing Member)
Redwood Meade Pipeline, LLC (100%; Sole Member)
Redwood Midstream, LLC (90%; Managing Member)
Redwood Meade Midstream MPC, LLC (100%; Sole Member)
Meade Pipeline Co LLC (15%; Member)
River Road Interests LLC (100%; Sole Member)
Meade Pipeline Co LLC (10%; Member)
Redwood Midstream, LLC (10%; Member)
Redwood Meade Midstream MPC, LLC (100%; Sole Member)
Meade Pipeline Co LLC (15%; Member)
River Road Interests LLC (100%; Sole Member)
Meade Pipeline Co LLC (10%; Member)
South Texas Midstream Holdings, LLC (100%; Sole Member)
South Texas Midstream, LLC (100%; Class A Member)
South Texas Midstream, LLC (100%; Class B Member)
Northern Colorado Wind Energy, LLC (100%; Sole Member)
Palo Duro Wind Portfolio, LLC (100%; Sole Member)
Palo Duro Wind Project Holdings, LLC (100%; Sole Member)
Palo Duro Wind Energy, LLC (100%; Sole Member)
Palo Duro Wind Interconnection Services, LLC (88%; Managing Member)
Shafter Solar Portfolio, LLC (100%; Sole Member)
Shafter Solar Holdings, LLC (100%; Sole Member)
Shafter Solar, LLC (100%; Sole Member)
Tusk Wind Holdings III, LLC (100%; Sole Member)
Granite Reliable Power, LLC (100%; Sole Member)
NextEra Energy Operating Partners, LP (51.364%; Limited Partner)
NextEra Energy US Partners Holdings, LLC (100%; Sole Member)
Dissolution Solutions (NEP), LLC (100%; Sole Member)
Genesis Purchaser Holdings, LLC (100%; Sole Member)
Genesis Purchaser, LLC (100%; Sole Member)
Genesis Solar Funding Holdings, LLC (100%; Sole Member)
Genesis Solar Funding, LLC (100%; Sole Member)
Genesis Solar Holdings, LLC (100%; Class A Tax Equity Member)
Elk City Wind, LLC (100%; Sole Member)
Genesis Solar, LLC (100%; Sole Member)
NextEra Desert Center Blythe, LLC (50%; Member)
Golden Plains Class A Holdings, LLC (100%; Sole Member)
Golden Plains, LLC (100%; Class A Member)
Baldwin Wind Energy, LLC (100%; Sole Member)
Northern Colorado Wind Energy Center II, LLC (100%; Sole Member)
Northern Colorado Interconnect, LLC (12.9%; Member)
Northern Colorado Wind Energy Center, LLC (100%; Sole Member)

Northern Colorado Interconnect, LLC (87.1%; Managing Member)
Wilmot Energy Center, LLC (100%; Sole Member)
Pine Brooke Class A Holdings, LLC (40%; Member)
Pine Brooke, LLC (100%; Class A Tax Equity Member)
Blue Summit III Wind, LLC (100%; Sole Member)
Blue Summit Interconnection, LLC (25%; Member)
Harmony Florida Solar, LLC (100%; Sole Member)
Ponderosa Wind, LLC (100%; Sole Member)
Saint Solar, LLC (100%; Sole Member)
Sanford Airport Solar, LLC (100%; Sole Member)
Soldier Creek Wind, LLC (100%; Sole Member)
Taylor Creek Solar, LLC (100%; Sole Member)
NextEra Energy Partners Acquisitions, LLC (100%; Sole Member)
Baldwin Wind, LLC (100%; Sole Member)
Bayhawk Wind Portfolio, LLC (100%; Sole Member)
Bayhawk Wind Holdings, LLC (100%; Sole Member)
Bayhawk Wind, LLC (100%; Class A Member)
Cedar Bluff Wind, LLC (100%; Sole Member)
Golden Hills Wind, LLC (100%; Sole Member)
Golden Hills Interconnection, LLC (67.6%; Managing Member)
Breckinridge Wind, LLC (100%; Sole Member)
Carousel Wind, LLC (100%; Sole Member)
Cedar Bluff Wind Energy, LLC (100%; Sole Member)
Coram Portfolio II, LLC (100%; Sole Member)
Tusk Wind Holdings V, LLC (100%; Sole Member)
RET Coram Tehachapi Wind GP, LLC (100%; Sole Member)
Coram California Development, L.P. (0.01%; General Partner)
RET Tehachapi Wind Development, LLC (100%; Sole Member)
Coram California Development, L.P. (99.99%; Limited Partner)
Coram Portfolio, LLC (100%; Sole Member)
Tusk Wind Holdings IV, LLC (100%; Sole Member)
Coram Energy LLC (100%; Sole Member)
Coram Tehachapi, LLC (100%; Sole Member)
HW CA Holdings, LLC (100%; Member)
High Winds, LLC (100%; Sole Member)
Javelina Wind Funding, LLC (100%; Sole Member)
Javelina Wind Energy Holdings, LLC (100%; Sole Member)
Javelina Wind Energy, LLC (100%; Sole Member)
Javelina Interconnection, LLC (55%; Managing Member)
Kingman Wind I, LLC (100%; Sole Member)
Kingman Wind II, LLC (100%; Sole Member)
Mammoth Plains Wind Project Holdings, LLC (100%; Sole Member)
Mammoth Plains Wind Project, LLC (100%; Class B Member)
Mammoth Plains Wind Project, LLC (100%; Class A Member)
Mammoth Plains Wind, LLC (100%; Sole Member)
Meadowlark Wind, LLC (100%; Sole Member)
NEP Ninnescah Thermal Storage, LLC (100%; Sole Member)
NEP Nitro Renewables Holdings, LLC (100%; Sole Member)
NEP Renewables Holdings II, LLC (100%; Sole Member)
NEP Renewables II, LLC (100%; Managing Member)
Ashtabula Wind II, LLC (100%; Sole Member)
Ashtabula Wind III, LLC (100%; Sole Member)
FPL Energy Vansycle L.L.C. (100%; Sole Member)
Garden Wind, LLC (100%; Sole Member)
Perrin Ranch Wind, LLC (100%; Sole Member)
Rosmar Portfolio, LLC (100%; Sole Member)
Rosmar Holdings, LLC (100%; Member)

Marshall Solar, LLC (100%; Sole Member)
 Roswell Solar, LLC (100%; Sole Member)
 Roswell Solar Holdings, LLC (100%; Sole Member)
 SSSS Holdings, LLC (100%; Sole Member)
 Silver State South Solar, LLC (49.99%; Managing Member)
 Silver State Solar Power South, LLC (100%; Sole Member)
 Tuscola Bay Wind, LLC (100%; Sole Member)
 White Oak Energy Holdings, LLC (100%; Sole Member)
 White Oak Energy LLC (100%; Sole Member)
 NEP Renewables Holdings III, LLC (100%; Sole Member)
 NEP Renewables III, LLC (50%; Class B Member)
 Star Moon Holdings, LLC (100%; Class A Member)
 Moonlight Bay Class A Holdings, LLC (100%; Sole Member)
 Moonlight Bay Renewables, LLC (100%; Class A Member)
 Dodge Flat Solar, LLC (100%; Sole Member)
 Elora Solar, LLC (100%; Sole Member)
 Fish Springs Ranch Solar, LLC (100%; Sole Member)
 Little Blue Wind Project, LLC (100%; Sole Member)
 Minco Wind Energy III, LLC (100%; Sole Member)
 Minco IV & V Interconnection, LLC (27.04%; Managing Member)
 White Mesa Wind, LLC (100%; Sole Member)
 Stargrass Class A Holdings, LLC (100%; Sole Member)
 Stargrass, LLC (100%; Class A Member)
 Borderlands Wind, LLC (100%; Sole Member)
 Borderlands Wind Holdings, LLC (100%; Sole Member)
 Cool Springs Solar, LLC (100%; Sole Member)
 Ensign Wind Energy, LLC (100%; Sole Member)
 Hubbard Wind, LLC (100%; Sole Member)
 Irish Creek Wind, LLC (100%; Sole Member)
 Quinebaug Solar, LLC (100%; Sole Member)
 Quitman II Solar, LLC (100%; Sole Member)
 NEP Renewables III, LLC (100%; Class A Member)
 Star Moon Holdings, LLC (100%; Class A Member)
 Moonlight Bay Class A Holdings, LLC (100%; Sole Member)
 Moonlight Bay Renewables, LLC (100%; Class A Member)
 Dodge Flat Solar, LLC (100%; Sole Member)
 Elora Solar, LLC (100%; Sole Member)
 Fish Springs Ranch Solar, LLC (100%; Sole Member)
 Little Blue Wind Project, LLC (100%; Sole Member)
 Minco Wind Energy III, LLC (100%; Sole Member)
 Minco IV & V Interconnection, LLC (27.04%; Managing Member)
 White Mesa Wind, LLC (100%; Sole Member)
 Stargrass Class A Holdings, LLC (100%; Sole Member)
 Stargrass, LLC (100%; Class A Member)
 Borderlands Wind, LLC (100%; Sole Member)
 Borderlands Wind Holdings, LLC (100%; Sole Member)
 Cool Springs Solar, LLC (100%; Sole Member)
 Ensign Wind Energy, LLC (100%; Sole Member)
 Hubbard Wind, LLC (100%; Sole Member)
 Irish Creek Wind, LLC (100%; Sole Member)
 Quinebaug Solar, LLC (100%; Sole Member)
 Quitman II Solar, LLC (100%; Sole Member)
 NEP Renewables Holdings IV, LLC (100%; Sole Member)
 NEP Renewables IV, LLC (100%; Class A Member)
 Alta Wind Portfolio, LLC (100%; Sole Member)
 Tusk Wind Holdings, LLC (100%; Sole Member)
 Alta Wind VIII, LLC (100%; Sole Member)

Dogwood Wind Holdings, LLC (100%; Sole Member)
 Dogwood Wind, LLC (100%; Class A Tax Equity Member)
 Oliver Wind III, LLC (100%; Sole Member)
 Osborn Wind Energy, LLC (100%; Sole Member)
 Elk City Sholes Holdings, LLC (100%; Sole Member)
 Elk City II Wind Funding, LLC (100%; Sole Member)
 Southwest Wind, LLC (100%; Class A Tax Equity Member)
 Elk City Renewables II, LLC (100%; Sole Member)
 Sholes Wind Funding, LLC (100%; Sole Member)
 Sholes Wind Class A Holdings, LLC (100%; Sole Member)
 Sholes Wind, LLC (100%; Class A Member)
 Emerald Breeze Holdings, LLC (100%; Class A Member)
 Emerald Breeze Class A Holdings, LLC (100%; Sole Member)
 Emerald Breeze, LLC (100%; Class A Member)
 Appaloosa Run Wind, LLC (100%; Sole Member)
 Eight Point Wind, LLC (100%; Sole Member)
 Great Prairie Wind, LLC (100%; Sole Member)
 Yellow Pine Solar, LLC (100%; Sole Member)
 Yellow Pine Solar Interconnect, LLC (50%; Managing Member)
 Golden West Wind Holdings, LLC (100%; Sole Member)
 Golden West Power Partners, LLC (100%; Class A Tax Equity Member)
 Nokota Wind Holdings, LLC (100%; Sole Member)
 Nokota Wind, LLC (100%; Class A Tax Equity Member)
 Brady Wind II, LLC (100%; Sole Member)
 Brady Interconnection, LLC (50%; Member)
 Brady Wind, LLC (100%; Sole Member)
 Brady Interconnection, LLC (50%; Managing Member)
 Sac County Wind Holdings, LLC (100%; Sole Member)
 Sac County Wind Class A Holdings, LLC (100%; Class A Member)
 Sac County Wind, LLC (100%; Class A Member)
 NEP Renewables IV, LLC (31.2%; Class B Member)
 Alta Wind Portfolio, LLC (100%; Sole Member)
 Tusk Wind Holdings, LLC (100%; Sole Member)
 Alta Wind VIII, LLC (100%; Sole Member)
 Dogwood Wind Holdings, LLC (100%; Sole Member)
 Dogwood Wind, LLC (100%; Class A Tax Equity Member)
 Oliver Wind III, LLC (100%; Sole Member)
 Osborn Wind Energy, LLC (100%; Sole Member)
 Elk City Sholes Holdings, LLC (100%; Sole Member)
 Elk City II Wind Funding, LLC (100%; Sole Member)
 Southwest Wind, LLC (100%; Class A Tax Equity Member)
 Elk City Renewables II, LLC (100%; Sole Member)
 Sholes Wind Funding, LLC (100%; Sole Member)
 Sholes Wind Class A Holdings, LLC (100%; Sole Member)
 Sholes Wind, LLC (100%; Class A Member)
 Emerald Breeze Holdings, LLC (100%; Class A Member)
 Emerald Breeze Class A Holdings, LLC (100%; Sole Member)
 Emerald Breeze, LLC (100%; Class A Member)
 Appaloosa Run Wind, LLC (100%; Sole Member)
 Eight Point Wind, LLC (100%; Sole Member)
 Great Prairie Wind, LLC (100%; Sole Member)
 Yellow Pine Solar, LLC (100%; Sole Member)
 Yellow Pine Solar Interconnect, LLC (50%; Managing Member)
 Golden West Wind Holdings, LLC (100%; Sole Member)
 Golden West Power Partners, LLC (100%; Class A Tax Equity Member)
 Nokota Wind Holdings, LLC (100%; Sole Member)
 Nokota Wind, LLC (100%; Class A Tax Equity Member)

Brady Wind II, LLC (100%; Sole Member)
Brady Interconnection, LLC (50%; Member)
Brady Wind, LLC (100%; Sole Member)
Brady Interconnection, LLC (50%; Managing Member)
Sac County Wind Holdings, LLC (100%; Sole Member)
Sac County Wind Class A Holdings, LLC (100%; Class A Member)
Sac County Wind, LLC (100%; Class A Member)
NEP Renewables Holdings, LLC (100%; Sole Member)
NEP Renewables, LLC (100%; Sole Member)
Breckinridge Wind Class A Holdings, LLC (100%; Sole Member)
Breckinridge Wind Project, LLC (100%; Class A Tax Equity Member)
Carousel Wind Holdings, LLC (100%; Sole Member)
Carousel Wind Farm, LLC (100%; Class A Tax Equity Member)
Monarch Wind Holdings, LLC (100%; Sole Member)
Monarch Wind, LLC (100%; Class A Tax Equity Member)
Javelina Wind Holdings II, LLC (100%; Sole Member)
Javelina Wind Energy II, LLC (100%; Sole Member)
Javelina Interconnection, LLC (45%; Member)
Rush Springs Wind Energy, LLC (100%; Sole Member)
Mountain View Solar Holdings, LLC (100%; Sole Member)
Mountain View Solar, LLC (100%; Sole Member)
Pacific Plains Wind Class A Holdings, LLC (100%; Sole Member)
Pacific Plains Wind, LLC (100%; Class A Tax Equity Member)
Cottonwood Wind Project Holdings, LLC (100%; Sole Member)
Cottonwood Wind Project, LLC (100%; Sole Member)
Golden Hills North Wind, LLC (100%; Sole Member)
Golden Hills Interconnection, LLC (32.4%; Member)
NextEra Energy Bluff Point, LLC (100%; Sole Member)
NextEra Desert Sunlight Holdings, LLC (99.8%; Member)
Desert Sunlight Investment Holdings, LLC (50%; Managing Member)
Desert Sunlight Holdings, LLC (100%; Sole Member)
Desert Sunlight 250, LLC (100%; Sole Member)
Desert Sunlight 300, LLC (100%; Sole Member)
Ninnescah Wind Renewables, LLC (100%; Sole Member)
Nutmeg Solar Holdings, LLC (33.3%; Member)
Nutmeg Solar, LLC (100%; Sole Member)
Palo Duro Wind, LLC (100%; Sole Member)
Palomino Wind Holdings, LLC (100%; Sole Member)
Palomino Wind, LLC (100%; Class A Tax Equity Member)
Kingman Wind Energy I, LLC (100%; Sole Member)
Kingman Wind Energy II, LLC (100%; Sole Member)
Prairie View Wind Holdings, LLC (100%; Sole Member)
Ninnescah Wind Energy LLC (100%; Sole Member)
Seiling Wind Energy II, LLC (100%; Sole Member)
Seiling Wind Investments, LLC (100%; Sole Member)
Seiling Wind Holdings, LLC (100%; Sole Member)
Seiling Wind Portfolio, LLC (100%; Class A Tax Equity Member)
Seiling Wind II, LLC (100%; Sole Member)
Seiling Wind Interconnection Services, LLC (33%; Member)
Seiling Wind, LLC (100%; Sole Member)
Seiling Wind Interconnection Services, LLC (67%; Managing Member)
Shaw Creek Solar Holdings, LLC (33.3%; Member)
Shaw Creek Solar, LLC (100%; Sole Member)
Solar Holdings Portfolio 12, LLC (100%; Class C Member)
DG Portfolio 2019 Funding, LLC (100%; Sole Member)
DG Portfolio 2019 Holdings, LLC (100%; Sole Member)
DG Portfolio 2019, LLC (100%; Sole Member)

DG Amaze, LLC (100%; Sole Member)
DG California Solar, LLC (100%; Sole Member)
DG Colorado Solar, LLC (100%; Sole Member)
DG LF Solar, LLC (100%; Sole Member)
DG Minnesota CSG 1, LLC (100%; Sole Member)
DG Minnesota CSG, LLC (100%; Sole Member)
DG New Jersey Solar, LLC (100%; Sole Member)
DG New York Solar, LLC (100%; Sole Member)
DG Northeast Solar, LLC (100%; Sole Member)
DG SUNY Solar 1, LLC (100%; Sole Member)
DG Southwest Solar Portfolio 2019, LLC (100%; Sole Member)
HL Solar LLC (100%; Sole Member)
DG Waipio, LLC (100%; Sole Member)
Pacific Energy Solutions LLC (100%; Sole Member)
W2 Solar Holdings, LLC (100%; Sole Member)
Sierra Solar Funding, LLC (100%; Sole Member)
Sierra Solar Holdings, LLC (100%; Sole Member)
Westside Solar, LLC (100%; Sole Member)
Whitney Point Solar, LLC (100%; Sole Member)
Southwest Solar Holdings, LLC (100%; Sole Member)
Hatch Solar Energy Center I LLC (100%; Sole Member)
Sunlight Renewables Holdings, LLC (100%; Class A Member)
Sunlight Renewables Class A Holdings, LLC (100%; Sole Member)
Sunlight Renewables, LLC (100%; Class A Member)
Sunlight Storage, LLC (100%; Sole Member)
VMCLR Holdings, LLC (100%; Sole Member)
Indigo Plains Solar Class B Holdings, LLC (100%; Sole Member)
Indigo Plains Solar, LLC (100%; Class B Tax Equity Member)
Chaves County Solar, LLC (100%; Sole Member)
Chaves County Solar Holdings, LLC (100%; Sole Member)
Live Oak Solar, LLC (100%; Sole Member)
River Bend Solar, LLC (100%; Sole Member)
Indigo Plains Solar Funding, LLC (100%; Sole Member)
Indigo Plains Solar Holdings, LLC (100%; Sole Member)
Indigo Plains Solar, LLC (100%; Class A Tax Equity Member)
Chaves County Solar, LLC (100%; Sole Member)
Chaves County Solar Holdings, LLC (100%; Sole Member)
Live Oak Solar, LLC (100%; Sole Member)
River Bend Solar, LLC (100%; Sole Member)
Whiptail-Montezuma Funding, LLC (100%; Sole Member)
Whiptail-Montezuma Holdings, LLC (100%; Sole Member)
Montezuma Wind Holdings II, LLC (100%; Sole Member)
NextEra Energy Montezuma II Wind, LLC (100%; Sole Member)
Southwest Wind Class A Holdings, LLC (100%; Class A Member)
Whiptail Wind, LLC (100%; Class A Tax Equity Member)
Casa Mesa Wind, LLC (100%; Sole Member)
Casa Mesa Wind Investments, LLC (100%; Sole Member)
Langdon Renewables, LLC (100%; Sole Member)
New Mexico Wind, LLC (100%; Sole Member)
Pacific Power Investments, LLC (100%; Sole Member)
Southwest Wind Class A Holdings, LLC (100%; Class B Member)
Whiptail Wind, LLC (100%; Class A Tax Equity Member)
Casa Mesa Wind, LLC (100%; Sole Member)
Casa Mesa Wind Investments, LLC (100%; Sole Member)
Langdon Renewables, LLC (100%; Sole Member)
New Mexico Wind, LLC (100%; Sole Member)
Pacific Power Investments, LLC (100%; Sole Member)

Windstar Portfolio, LLC (100%; Sole Member)
 Tusk Wind Holdings II, LLC (100%; Sole Member)
 Windstar Energy, LLC (100%; Sole Member)
 NextEra Energy Partners Constructors, LLC (100%; Sole Member)
 NextEra Energy Partners Solar Acquisitions, LLC (100%; Sole Member)
 Adelanto CA II, LLC (100%; Sole Member)
 Adelanto Solar Funding, LLC (50.01%; Member)
 Adelanto Solar Holdings, LLC (100%; Sole Member)
 Adelanto Solar II, LLC (100%; Sole Member)
 Adelanto Solar, LLC (100%; Sole Member)
 McCoy CA II, LLC (100%; Sole Member)
 McCoy Solar Holdings, LLC (50.01%; Member)
 McCoy Solar Funding, LLC (100%; Sole Member)
 McCoy Solar, LLC (100%; Sole Member)
 NextEra Desert Center Blythe, LLC (50%; Member)
 NextEra Energy Partners Ventures, LLC (100%; Sole Member)
 NET Holdings Management, LLC (100%; Sole Member)
 NextEra Energy Partners Pipelines Holdings, LLC (100%; Sole Member)
 NextEra Energy Partners Pipelines, LLC (100%; Class A Member)
 Meade Pipeline Investment Holdings, LLC (100%; Sole Member)
 Meade Pipeline Investment, LLC (100%; Sole Member)
 Meade Pipeline Co LLC (75%; Managing Member)
 Redwood Meade Pipeline, LLC (100%; Sole Member)
 Redwood Midstream, LLC (90%; Managing Member)
 Redwood Meade Midstream MPC, LLC (100%; Sole Member)
 Meade Pipeline Co LLC (15%; Member)
 River Road Interests LLC (100%; Sole Member)
 Meade Pipeline Co LLC (10%; Member)
 Redwood Midstream, LLC (10%; Member)
 Redwood Meade Midstream MPC, LLC (100%; Sole Member)
 Meade Pipeline Co LLC (15%; Member)
 River Road Interests LLC (100%; Sole Member)
 Meade Pipeline Co LLC (10%; Member)
 South Texas Midstream Holdings, LLC (100%; Sole Member)
 South Texas Midstream, LLC (100%; Class A Member)
 South Texas Midstream, LLC (100%; Class B Member)
 Northern Colorado Wind Energy, LLC (100%; Sole Member)
 Palo Duro Wind Portfolio, LLC (100%; Sole Member)
 Palo Duro Wind Project Holdings, LLC (100%; Sole Member)
 Palo Duro Wind Energy, LLC (100%; Sole Member)
 Palo Duro Wind Interconnection Services, LLC (88%; Managing Member)
 Shafter Solar Portfolio, LLC (100%; Sole Member)
 Shafter Solar Holdings, LLC (100%; Sole Member)
 Shafter Solar, LLC (100%; Sole Member)
 Tusk Wind Holdings III, LLC (100%; Sole Member)
 Granite Reliable Power, LLC (100%; Sole Member)
 NextEra Energy Partners, LP (51.364%; Limited Partner)
 NextEra Energy Operating Partners GP, LLC (100%; Sole Member)
 NextEra Energy Operating Partners, LP (100%; General Partner)
 NextEra Energy US Partners Holdings, LLC (100%; Sole Member)
 Dissolution Solutions (NEP), LLC (100%; Sole Member)
 Genesis Purchaser Holdings, LLC (100%; Sole Member)
 Genesis Purchaser, LLC (100%; Sole Member)
 Genesis Solar Funding Holdings, LLC (100%; Sole Member)
 Genesis Solar Funding, LLC (100%; Sole Member)
 Genesis Solar Holdings, LLC (100%; Class A Tax Equity Member)
 Elk City Wind, LLC (100%; Sole Member)

Genesis Solar, LLC (100%; Sole Member)
NextEra Desert Center Blythe, LLC (50%; Member)
Golden Plains Class A Holdings, LLC (100%; Sole Member)
Golden Plains, LLC (100%; Class A Member)
Baldwin Wind Energy, LLC (100%; Sole Member)
Northern Colorado Wind Energy Center II, LLC (100%; Sole Member)
Northern Colorado Interconnect, LLC (12.9%; Member)
Northern Colorado Wind Energy Center, LLC (100%; Sole Member)
Northern Colorado Interconnect, LLC (87.1%; Managing Member)
Wilmot Energy Center, LLC (100%; Sole Member)
Pine Brooke Class A Holdings, LLC (40%; Member)
Pine Brooke, LLC (100%; Class A Tax Equity Member)
Blue Summit III Wind, LLC (100%; Sole Member)
Blue Summit Interconnection, LLC (25%; Member)
Harmony Florida Solar, LLC (100%; Sole Member)
Ponderosa Wind, LLC (100%; Sole Member)
Saint Solar, LLC (100%; Sole Member)
Sanford Airport Solar, LLC (100%; Sole Member)
Soldier Creek Wind, LLC (100%; Sole Member)
Taylor Creek Solar, LLC (100%; Sole Member)
NextEra Energy Partners Acquisitions, LLC (100%; Sole Member)
Baldwin Wind, LLC (100%; Sole Member)
Bayhawk Wind Portfolio, LLC (100%; Sole Member)
Bayhawk Wind Holdings, LLC (100%; Sole Member)
Bayhawk Wind, LLC (100%; Class A Member)
Cedar Bluff Wind, LLC (100%; Sole Member)
Golden Hills Wind, LLC (100%; Sole Member)
Golden Hills Interconnection, LLC (67.6%; Managing Member)
Breckinridge Wind, LLC (100%; Sole Member)
Carousel Wind, LLC (100%; Sole Member)
Cedar Bluff Wind Energy, LLC (100%; Sole Member)
Coram Portfolio II, LLC (100%; Sole Member)
Tusk Wind Holdings V, LLC (100%; Sole Member)
RET Coram Tehachapi Wind GP, LLC (100%; Sole Member)
Coram California Development, L.P. (0.01%; General Partner)
RET Tehachapi Wind Development, LLC (100%; Sole Member)
Coram California Development, L.P. (99.99%; Limited Partner)
Coram Portfolio, LLC (100%; Sole Member)
Tusk Wind Holdings IV, LLC (100%; Sole Member)
Coram Energy LLC (100%; Sole Member)
Coram Tehachapi, LLC (100%; Sole Member)
HW CA Holdings, LLC (100%; Member)
High Winds, LLC (100%; Sole Member)
Javelina Wind Funding, LLC (100%; Sole Member)
Javelina Wind Energy Holdings, LLC (100%; Sole Member)
Javelina Wind Energy, LLC (100%; Sole Member)
Javelina Interconnection, LLC (55%; Managing Member)
Kingman Wind I, LLC (100%; Sole Member)
Kingman Wind II, LLC (100%; Sole Member)
Mammoth Plains Wind Project Holdings, LLC (100%; Sole Member)
Mammoth Plains Wind Project, LLC (100%; Class B Member)
Mammoth Plains Wind Project, LLC (100%; Class A Member)
Mammoth Plains Wind, LLC (100%; Sole Member)
Meadowlark Wind, LLC (100%; Sole Member)
NEP Ninnescah Thermal Storage, LLC (100%; Sole Member)

NEP Nitro Renewables Holdings, LLC (100%; Sole Member)
NEP Renewables Holdings II, LLC (100%; Sole Member)
NEP Renewables II, LLC (100%; Managing Member)
Ashtabula Wind II, LLC (100%; Sole Member)
Ashtabula Wind III, LLC (100%; Sole Member)
FPL Energy Vansycle L.L.C. (100%; Sole Member)
Garden Wind, LLC (100%; Sole Member)
Perrin Ranch Wind, LLC (100%; Sole Member)
Rosmar Portfolio, LLC (100%; Sole Member)
Rosmar Holdings, LLC (100%; Member)
Marshall Solar, LLC (100%; Sole Member)
Roswell Solar, LLC (100%; Sole Member)
Roswell Solar Holdings, LLC (100%; Sole Member)
SSSS Holdings, LLC (100%; Sole Member)
Silver State South Solar, LLC (49.99%; Managing Member)
Silver State Solar Power South, LLC (100%; Sole Member)
Tuscola Bay Wind, LLC (100%; Sole Member)
White Oak Energy Holdings, LLC (100%; Sole Member)
White Oak Energy LLC (100%; Sole Member)
NEP Renewables Holdings III, LLC (100%; Sole Member)
NEP Renewables III, LLC (50%; Class B Member)
Star Moon Holdings, LLC (100%; Class A Member)
Moonlight Bay Class A Holdings, LLC (100%; Sole Member)
Moonlight Bay Renewables, LLC (100%; Class A Member)
Dodge Flat Solar, LLC (100%; Sole Member)
Elora Solar, LLC (100%; Sole Member)
Fish Springs Ranch Solar, LLC (100%; Sole Member)
Little Blue Wind Project, LLC (100%; Sole Member)
Minco Wind Energy III, LLC (100%; Sole Member)
Minco IV & V Interconnection, LLC (27.04%; Managing Member)
White Mesa Wind, LLC (100%; Sole Member)
Stargrass Class A Holdings, LLC (100%; Sole Member)
Stargrass, LLC (100%; Class A Member)
Borderlands Wind, LLC (100%; Sole Member)
Borderlands Wind Holdings, LLC (100%; Sole Member)
Cool Springs Solar, LLC (100%; Sole Member)
Ensign Wind Energy, LLC (100%; Sole Member)
Hubbard Wind, LLC (100%; Sole Member)
Irish Creek Wind, LLC (100%; Sole Member)
Quinebaug Solar, LLC (100%; Sole Member)
Quitman II Solar, LLC (100%; Sole Member)
NEP Renewables III, LLC (100%; Class A Member)
Star Moon Holdings, LLC (100%; Class A Member)
Moonlight Bay Class A Holdings, LLC (100%; Sole Member)
Moonlight Bay Renewables, LLC (100%; Class A Member)
Dodge Flat Solar, LLC (100%; Sole Member)
Elora Solar, LLC (100%; Sole Member)
Fish Springs Ranch Solar, LLC (100%; Sole Member)
Little Blue Wind Project, LLC (100%; Sole Member)
Minco Wind Energy III, LLC (100%; Sole Member)
Minco IV & V Interconnection, LLC (27.04%; Managing Member)
White Mesa Wind, LLC (100%; Sole Member)
Stargrass Class A Holdings, LLC (100%; Sole Member)
Stargrass, LLC (100%; Class A Member)
Borderlands Wind, LLC (100%; Sole Member)
Borderlands Wind Holdings, LLC (100%; Sole Member)
Cool Springs Solar, LLC (100%; Sole Member)

Ensign Wind Energy, LLC (100%; Sole Member)
 Hubbard Wind, LLC (100%; Sole Member)
 Irish Creek Wind, LLC (100%; Sole Member)
 Quinebaug Solar, LLC (100%; Sole Member)
 Quitman II Solar, LLC (100%; Sole Member)
 NEP Renewables Holdings IV, LLC (100%; Sole Member)
 NEP Renewables IV, LLC (100%; Class A Member)
 Alta Wind Portfolio, LLC (100%; Sole Member)
 Tusk Wind Holdings, LLC (100%; Sole Member)
 Alta Wind VIII, LLC (100%; Sole Member)
 Dogwood Wind Holdings, LLC (100%; Sole Member)
 Dogwood Wind, LLC (100%; Class A Tax Equity Member)
 Oliver Wind III, LLC (100%; Sole Member)
 Osborn Wind Energy, LLC (100%; Sole Member)
 Elk City Sholes Holdings, LLC (100%; Sole Member)
 Elk City II Wind Funding, LLC (100%; Sole Member)
 Southwest Wind, LLC (100%; Class A Tax Equity Member)
 Elk City Renewables II, LLC (100%; Sole Member)
 Sholes Wind Funding, LLC (100%; Sole Member)
 Sholes Wind Class A Holdings, LLC (100%; Sole Member)
 Sholes Wind, LLC (100%; Class A Member)
 Emerald Breeze Holdings, LLC (100%; Class A Member)
 Emerald Breeze Class A Holdings, LLC (100%; Sole Member)
 Emerald Breeze, LLC (100%; Class A Member)
 Appaloosa Run Wind, LLC (100%; Sole Member)
 Eight Point Wind, LLC (100%; Sole Member)
 Great Prairie Wind, LLC (100%; Sole Member)
 Yellow Pine Solar, LLC (100%; Sole Member)
 Yellow Pine Solar Interconnect, LLC (50%; Managing Member)
 Golden West Wind Holdings, LLC (100%; Sole Member)
 Golden West Power Partners, LLC (100%; Class A Tax Equity Member)
 Nokota Wind Holdings, LLC (100%; Sole Member)
 Nokota Wind, LLC (100%; Class A Tax Equity Member)
 Brady Wind II, LLC (100%; Sole Member)
 Brady Interconnection, LLC (50%; Member)
 Brady Wind, LLC (100%; Sole Member)
 Brady Interconnection, LLC (50%; Managing Member)
 Sac County Wind Holdings, LLC (100%; Sole Member)
 Sac County Wind Class A Holdings, LLC (100%; Class A Member)
 Sac County Wind, LLC (100%; Class A Member)
 NEP Renewables IV, LLC (31.2%; Class B Member)
 Alta Wind Portfolio, LLC (100%; Sole Member)
 Tusk Wind Holdings, LLC (100%; Sole Member)
 Alta Wind VIII, LLC (100%; Sole Member)
 Dogwood Wind Holdings, LLC (100%; Sole Member)
 Dogwood Wind, LLC (100%; Class A Tax Equity Member)
 Oliver Wind III, LLC (100%; Sole Member)
 Osborn Wind Energy, LLC (100%; Sole Member)
 Elk City Sholes Holdings, LLC (100%; Sole Member)
 Elk City II Wind Funding, LLC (100%; Sole Member)
 Southwest Wind, LLC (100%; Class A Tax Equity Member)
 Elk City Renewables II, LLC (100%; Sole Member)
 Sholes Wind Funding, LLC (100%; Sole Member)
 Sholes Wind Class A Holdings, LLC (100%; Sole Member)
 Sholes Wind, LLC (100%; Class A Member)
 Emerald Breeze Holdings, LLC (100%; Class A Member)
 Emerald Breeze Class A Holdings, LLC (100%; Sole Member)

Emerald Breeze, LLC (100%; Class A Member)
 Appaloosa Run Wind, LLC (100%; Sole Member)
 Eight Point Wind, LLC (100%; Sole Member)
 Great Prairie Wind, LLC (100%; Sole Member)
 Yellow Pine Solar, LLC (100%; Sole Member)
 Yellow Pine Solar Interconnect, LLC (50%; Managing Member)
 Golden West Wind Holdings, LLC (100%; Sole Member)
 Golden West Power Partners, LLC (100%; Class A Tax Equity Member)
 Nokota Wind Holdings, LLC (100%; Sole Member)
 Nokota Wind, LLC (100%; Class A Tax Equity Member)
 Brady Wind II, LLC (100%; Sole Member)
 Brady Interconnection, LLC (50%; Member)
 Brady Wind, LLC (100%; Sole Member)
 Brady Interconnection, LLC (50%; Managing Member)
 Sac County Wind Holdings, LLC (100%; Sole Member)
 Sac County Wind Class A Holdings, LLC (100%; Class A Member)
 Sac County Wind, LLC (100%; Class A Member)
 NEP Renewables Holdings, LLC (100%; Sole Member)
 NEP Renewables, LLC (100%; Sole Member)
 Breckinridge Wind Class A Holdings, LLC (100%; Sole Member)
 Breckinridge Wind Project, LLC (100%; Class A Tax Equity Member)
 Carousel Wind Holdings, LLC (100%; Sole Member)
 Carousel Wind Farm, LLC (100%; Class A Tax Equity Member)
 Monarch Wind Holdings, LLC (100%; Sole Member)
 Monarch Wind, LLC (100%; Class A Tax Equity Member)
 Javelina Wind Holdings II, LLC (100%; Sole Member)
 Javelina Wind Energy II, LLC (100%; Sole Member)
 Javelina Interconnection, LLC (45%; Member)
 Rush Springs Wind Energy, LLC (100%; Sole Member)
 Mountain View Solar Holdings, LLC (100%; Sole Member)
 Mountain View Solar, LLC (100%; Sole Member)
 Pacific Plains Wind Class A Holdings, LLC (100%; Sole Member)
 Pacific Plains Wind, LLC (100%; Class A Tax Equity Member)
 Cottonwood Wind Project Holdings, LLC (100%; Sole Member)
 Cottonwood Wind Project, LLC (100%; Sole Member)
 Golden Hills North Wind, LLC (100%; Sole Member)
 Golden Hills Interconnection, LLC (32.4%; Member)
 NextEra Energy Bluff Point, LLC (100%; Sole Member)
 NextEra Desert Sunlight Holdings, LLC (99.8%; Member)
 Desert Sunlight Investment Holdings, LLC (50%; Managing Member)
 Desert Sunlight Holdings, LLC (100%; Sole Member)
 Desert Sunlight 250, LLC (100%; Sole Member)
 Desert Sunlight 300, LLC (100%; Sole Member)
 Ninnescah Wind Renewables, LLC (100%; Sole Member)
 Nutmeg Solar Holdings, LLC (33.3%; Member)
 Nutmeg Solar, LLC (100%; Sole Member)
 Palo Duro Wind, LLC (100%; Sole Member)
 Palomino Wind Holdings, LLC (100%; Sole Member)
 Palomino Wind, LLC (100%; Class A Tax Equity Member)
 Kingman Wind Energy I, LLC (100%; Sole Member)
 Kingman Wind Energy II, LLC (100%; Sole Member)
 Prairie View Wind Holdings, LLC (100%; Sole Member)
 Ninnescah Wind Energy LLC (100%; Sole Member)
 Seiling Wind Energy II, LLC (100%; Sole Member)
 Seiling Wind Investments, LLC (100%; Sole Member)
 Seiling Wind Holdings, LLC (100%; Sole Member)
 Seiling Wind Portfolio, LLC (100%; Class A Tax Equity Member)

Seiling Wind II, LLC (100%; Sole Member)
Seiling Wind Interconnection Services, LLC (33%; Member)
Seiling Wind, LLC (100%; Sole Member)
Seiling Wind Interconnection Services, LLC (67%; Managing Member)
Shaw Creek Solar Holdings, LLC (33.3%; Member)
Shaw Creek Solar, LLC (100%; Sole Member)
Solar Holdings Portfolio 12, LLC (100%; Class C Member)
DG Portfolio 2019 Funding, LLC (100%; Sole Member)
DG Portfolio 2019 Holdings, LLC (100%; Sole Member)
DG Portfolio 2019, LLC (100%; Sole Member)
DG Amaze, LLC (100%; Sole Member)
DG California Solar, LLC (100%; Sole Member)
DG Colorado Solar, LLC (100%; Sole Member)
DG LF Solar, LLC (100%; Sole Member)
DG Minnesota CSG 1, LLC (100%; Sole Member)
DG Minnesota CSG, LLC (100%; Sole Member)
DG New Jersey Solar, LLC (100%; Sole Member)
DG New York Solar, LLC (100%; Sole Member)
DG Northeast Solar, LLC (100%; Sole Member)
DG SUNY Solar 1, LLC (100%; Sole Member)
DG Southwest Solar Portfolio 2019, LLC (100%; Sole Member)
HL Solar LLC (100%; Sole Member)
DG Waipio, LLC (100%; Sole Member)
Pacific Energy Solutions LLC (100%; Sole Member)
W2 Solar Holdings, LLC (100%; Sole Member)
Sierra Solar Funding, LLC (100%; Sole Member)
Sierra Solar Holdings, LLC (100%; Sole Member)
Westside Solar, LLC (100%; Sole Member)
Whitney Point Solar, LLC (100%; Sole Member)
Southwest Solar Holdings, LLC (100%; Sole Member)
Hatch Solar Energy Center I LLC (100%; Sole Member)
Sunlight Renewables Holdings, LLC (100%; Class A Member)
Sunlight Renewables Class A Holdings, LLC (100%; Sole Member)
Sunlight Renewables, LLC (100%; Class A Member)
Sunlight Storage, LLC (100%; Sole Member)
VMCLR Holdings, LLC (100%; Sole Member)
Indigo Plains Solar Class B Holdings, LLC (100%; Sole Member)
Indigo Plains Solar, LLC (100%; Class B Tax Equity Member)
Chaves County Solar, LLC (100%; Sole Member)
Chaves County Solar Holdings, LLC (100%; Sole Member)
Live Oak Solar, LLC (100%; Sole Member)
River Bend Solar, LLC (100%; Sole Member)
Indigo Plains Solar Funding, LLC (100%; Sole Member)
Indigo Plains Solar Holdings, LLC (100%; Sole Member)
Indigo Plains Solar, LLC (100%; Class A Tax Equity Member)
Chaves County Solar, LLC (100%; Sole Member)
Chaves County Solar Holdings, LLC (100%; Sole Member)
Live Oak Solar, LLC (100%; Sole Member)
River Bend Solar, LLC (100%; Sole Member)
Whiptail-Montezuma Funding, LLC (100%; Sole Member)
Whiptail-Montezuma Holdings, LLC (100%; Sole Member)
Montezuma Wind Holdings II, LLC (100%; Sole Member)
NextEra Energy Montezuma II Wind, LLC (100%; Sole Member)
Southwest Wind Class A Holdings, LLC (100%; Class A Member)
Whiptail Wind, LLC (100%; Class A Tax Equity Member)
Casa Mesa Wind, LLC (100%; Sole Member)

Casa Mesa Wind Investments, LLC (100%; Sole Member)
 Langdon Renewables, LLC (100%; Sole Member)
 New Mexico Wind, LLC (100%; Sole Member)
 Pacific Power Investments, LLC (100%; Sole Member)
 Southwest Wind Class A Holdings, LLC (100%; Class B Member)
 Whiptail Wind, LLC (100%; Class A Tax Equity Member)
 Casa Mesa Wind, LLC (100%; Sole Member)
 Casa Mesa Wind Investments, LLC (100%; Sole Member)
 Langdon Renewables, LLC (100%; Sole Member)
 New Mexico Wind, LLC (100%; Sole Member)
 Pacific Power Investments, LLC (100%; Sole Member)
 Windstar Portfolio, LLC (100%; Sole Member)
 Tusk Wind Holdings II, LLC (100%; Sole Member)
 Windstar Energy, LLC (100%; Sole Member)
 NextEra Energy Partners Constructors, LLC (100%; Sole Member)
 NextEra Energy Partners Solar Acquisitions, LLC (100%; Sole Member)
 Adelanto CA II, LLC (100%; Sole Member)
 Adelanto Solar Funding, LLC (50.01%; Member)
 Adelanto Solar Holdings, LLC (100%; Sole Member)
 Adelanto Solar II, LLC (100%; Sole Member)
 Adelanto Solar, LLC (100%; Sole Member)
 McCoy CA II, LLC (100%; Sole Member)
 McCoy Solar Holdings, LLC (50.01%; Member)
 McCoy Solar Funding, LLC (100%; Sole Member)
 McCoy Solar, LLC (100%; Sole Member)
 NextEra Desert Center Blythe, LLC (50%; Member)
 NextEra Energy Partners Ventures, LLC (100%; Sole Member)
 NET Holdings Management, LLC (100%; Sole Member)
 NextEra Energy Partners Pipelines Holdings, LLC (100%; Sole Member)
 NextEra Energy Partners Pipelines, LLC (100%; Class A Member)
 Meade Pipeline Investment Holdings, LLC (100%; Sole Member)
 Meade Pipeline Investment, LLC (100%; Sole Member)
 Meade Pipeline Co LLC (75%; Managing Member)
 Redwood Meade Pipeline, LLC (100%; Sole Member)
 Redwood Midstream, LLC (90%; Managing Member)
 Redwood Meade Midstream MPC, LLC (100%; Sole Member)
 Meade Pipeline Co LLC (15%; Member)
 River Road Interests LLC (100%; Sole Member)
 Meade Pipeline Co LLC (10%; Member)
 Redwood Midstream, LLC (10%; Member)
 Redwood Meade Midstream MPC, LLC (100%; Sole Member)
 Meade Pipeline Co LLC (15%; Member)
 River Road Interests LLC (100%; Sole Member)
 Meade Pipeline Co LLC (10%; Member)
 South Texas Midstream Holdings, LLC (100%; Sole Member)
 South Texas Midstream, LLC (100%; Class A Member)
 South Texas Midstream, LLC (100%; Class B Member)
 Northern Colorado Wind Energy, LLC (100%; Sole Member)
 Palo Duro Wind Portfolio, LLC (100%; Sole Member)
 Palo Duro Wind Project Holdings, LLC (100%; Sole Member)
 Palo Duro Wind Energy, LLC (100%; Sole Member)
 Palo Duro Wind Interconnection Services, LLC (88%; Managing Member)
 Shafter Solar Portfolio, LLC (100%; Sole Member)
 Shafter Solar Holdings, LLC (100%; Sole Member)
 Shafter Solar, LLC (100%; Sole Member)
 Tusk Wind Holdings III, LLC (100%; Sole Member)
 Granite Reliable Power, LLC (100%; Sole Member)

NextEra Energy Operating Partners, LP (48.636%; Limited Partner)
NextEra Energy US Partners Holdings, LLC (100%; Sole Member)
Dissolution Solutions (NEP), LLC (100%; Sole Member)
Genesis Purchaser Holdings, LLC (100%; Sole Member)
Genesis Purchaser, LLC (100%; Sole Member)
Genesis Solar Funding Holdings, LLC (100%; Sole Member)
Genesis Solar Funding, LLC (100%; Sole Member)
Genesis Solar Holdings, LLC (100%; Class A Tax Equity Member)
Elk City Wind, LLC (100%; Sole Member)
Genesis Solar, LLC (100%; Sole Member)
NextEra Desert Center Blythe, LLC (50%; Member)
Golden Plains Class A Holdings, LLC (100%; Sole Member)
Golden Plains, LLC (100%; Class A Member)
Baldwin Wind Energy, LLC (100%; Sole Member)
Northern Colorado Wind Energy Center II, LLC (100%; Sole Member)
Northern Colorado Interconnect, LLC (12.9%; Member)
Northern Colorado Wind Energy Center, LLC (100%; Sole Member)
Northern Colorado Interconnect, LLC (87.1%; Managing Member)
Wilmot Energy Center, LLC (100%; Sole Member)
Pine Brooke Class A Holdings, LLC (40%; Member)
Pine Brooke, LLC (100%; Class A Tax Equity Member)
Blue Summit III Wind, LLC (100%; Sole Member)
Blue Summit Interconnection, LLC (25%; Member)
Harmony Florida Solar, LLC (100%; Sole Member)
Ponderosa Wind, LLC (100%; Sole Member)
Saint Solar, LLC (100%; Sole Member)
Sanford Airport Solar, LLC (100%; Sole Member)
Soldier Creek Wind, LLC (100%; Sole Member)
Taylor Creek Solar, LLC (100%; Sole Member)
NextEra Energy Partners Acquisitions, LLC (100%; Sole Member)
Baldwin Wind, LLC (100%; Sole Member)
Bayhawk Wind Portfolio, LLC (100%; Sole Member)
Bayhawk Wind Holdings, LLC (100%; Sole Member)
Bayhawk Wind, LLC (100%; Class A Member)
Cedar Bluff Wind, LLC (100%; Sole Member)
Golden Hills Wind, LLC (100%; Sole Member)
Golden Hills Interconnection, LLC (67.6%; Managing Member)
Breckinridge Wind, LLC (100%; Sole Member)
Carousel Wind, LLC (100%; Sole Member)
Cedar Bluff Wind Energy, LLC (100%; Sole Member)
Coram Portfolio II, LLC (100%; Sole Member)
Tusk Wind Holdings V, LLC (100%; Sole Member)
RET Coram Tehachapi Wind GP, LLC (100%; Sole Member)
Coram California Development, L.P. (0.01%; General Partner)
RET Tehachapi Wind Development, LLC (100%; Sole Member)
Coram California Development, L.P. (99.99%; Limited Partner)
Coram Portfolio, LLC (100%; Sole Member)
Tusk Wind Holdings IV, LLC (100%; Sole Member)
Coram Energy LLC (100%; Sole Member)
Coram Tehachapi, LLC (100%; Sole Member)
HW CA Holdings, LLC (100%; Member)
High Winds, LLC (100%; Sole Member)
Javelina Wind Funding, LLC (100%; Sole Member)
Javelina Wind Energy Holdings, LLC (100%; Sole Member)
Javelina Wind Energy, LLC (100%; Sole Member)
Javelina Interconnection, LLC (55%; Managing Member)

Kingman Wind I, LLC (100%; Sole Member)
Kingman Wind II, LLC (100%; Sole Member)
Mammoth Plains Wind Project Holdings, LLC (100%; Sole Member)
 Mammoth Plains Wind Project, LLC (100%; Class B Member)
 Mammoth Plains Wind Project, LLC (100%; Class A Member)
Mammoth Plains Wind, LLC (100%; Sole Member)
Meadowlark Wind, LLC (100%; Sole Member)
NEP Ninnescah Thermal Storage, LLC (100%; Sole Member)
NEP Nitro Renewables Holdings, LLC (100%; Sole Member)
NEP Renewables Holdings II, LLC (100%; Sole Member)
 NEP Renewables II, LLC (100%; Managing Member)
 Ashtabula Wind II, LLC (100%; Sole Member)
 Ashtabula Wind III, LLC (100%; Sole Member)
 FPL Energy Vansycle L.L.C. (100%; Sole Member)
 Garden Wind, LLC (100%; Sole Member)
 Perrin Ranch Wind, LLC (100%; Sole Member)
 Rosmar Portfolio, LLC (100%; Sole Member)
 Rosmar Holdings, LLC (100%; Member)
 Marshall Solar, LLC (100%; Sole Member)
 Roswell Solar, LLC (100%; Sole Member)
 Roswell Solar Holdings, LLC (100%; Sole Member)
SSSS Holdings, LLC (100%; Sole Member)
 Silver State South Solar, LLC (49.99%; Managing Member)
 Silver State Solar Power South, LLC (100%; Sole Member)
Tuscola Bay Wind, LLC (100%; Sole Member)
White Oak Energy Holdings, LLC (100%; Sole Member)
 White Oak Energy LLC (100%; Sole Member)
NEP Renewables Holdings III, LLC (100%; Sole Member)
NEP Renewables III, LLC (50%; Class B Member)
 Star Moon Holdings, LLC (100%; Class A Member)
 Moonlight Bay Class A Holdings, LLC (100%; Sole Member)
 Moonlight Bay Renewables, LLC (100%; Class A Member)
 Dodge Flat Solar, LLC (100%; Sole Member)
 Elora Solar, LLC (100%; Sole Member)
 Fish Springs Ranch Solar, LLC (100%; Sole Member)
 Little Blue Wind Project, LLC (100%; Sole Member)
 Minco Wind Energy III, LLC (100%; Sole Member)
 Minco IV & V Interconnection, LLC (27.04%; Managing Member)
 White Mesa Wind, LLC (100%; Sole Member)
Stargrass Class A Holdings, LLC (100%; Sole Member)
 Stargrass, LLC (100%; Class A Member)
 Borderlands Wind, LLC (100%; Sole Member)
 Borderlands Wind Holdings, LLC (100%; Sole Member)
 Cool Springs Solar, LLC (100%; Sole Member)
 Ensign Wind Energy, LLC (100%; Sole Member)
 Hubbard Wind, LLC (100%; Sole Member)
 Irish Creek Wind, LLC (100%; Sole Member)
 Quinebaug Solar, LLC (100%; Sole Member)
 Quitman II Solar, LLC (100%; Sole Member)
NEP Renewables III, LLC (100%; Class A Member)
 Star Moon Holdings, LLC (100%; Class A Member)
 Moonlight Bay Class A Holdings, LLC (100%; Sole Member)
 Moonlight Bay Renewables, LLC (100%; Class A Member)
 Dodge Flat Solar, LLC (100%; Sole Member)
 Elora Solar, LLC (100%; Sole Member)
 Fish Springs Ranch Solar, LLC (100%; Sole Member)
 Little Blue Wind Project, LLC (100%; Sole Member)

Minco Wind Energy III, LLC (100%; Sole Member)
Minco IV & V Interconnection, LLC (27.04%; Managing Member)
White Mesa Wind, LLC (100%; Sole Member)
Stargrass Class A Holdings, LLC (100%; Sole Member)
Stargrass, LLC (100%; Class A Member)
Borderlands Wind, LLC (100%; Sole Member)
Borderlands Wind Holdings, LLC (100%; Sole Member)
Cool Springs Solar, LLC (100%; Sole Member)
Ensign Wind Energy, LLC (100%; Sole Member)
Hubbard Wind, LLC (100%; Sole Member)
Irish Creek Wind, LLC (100%; Sole Member)
Quinebaug Solar, LLC (100%; Sole Member)
Quitman II Solar, LLC (100%; Sole Member)
NEP Renewables Holdings IV, LLC (100%; Sole Member)
NEP Renewables IV, LLC (100%; Class A Member)
Alta Wind Portfolio, LLC (100%; Sole Member)
Tusk Wind Holdings, LLC (100%; Sole Member)
Alta Wind VIII, LLC (100%; Sole Member)
Dogwood Wind Holdings, LLC (100%; Sole Member)
Dogwood Wind, LLC (100%; Class A Tax Equity Member)
Oliver Wind III, LLC (100%; Sole Member)
Osborn Wind Energy, LLC (100%; Sole Member)
Elk City Sholes Holdings, LLC (100%; Sole Member)
Elk City II Wind Funding, LLC (100%; Sole Member)
Southwest Wind, LLC (100%; Class A Tax Equity Member)
Elk City Renewables II, LLC (100%; Sole Member)
Sholes Wind Funding, LLC (100%; Sole Member)
Sholes Wind Class A Holdings, LLC (100%; Sole Member)
Sholes Wind, LLC (100%; Class A Member)
Emerald Breeze Holdings, LLC (100%; Class A Member)
Emerald Breeze Class A Holdings, LLC (100%; Sole Member)
Emerald Breeze, LLC (100%; Class A Member)
Appaloosa Run Wind, LLC (100%; Sole Member)
Eight Point Wind, LLC (100%; Sole Member)
Great Prairie Wind, LLC (100%; Sole Member)
Yellow Pine Solar, LLC (100%; Sole Member)
Yellow Pine Solar Interconnect, LLC (50%; Managing Member)
Golden West Wind Holdings, LLC (100%; Sole Member)
Golden West Power Partners, LLC (100%; Class A Tax Equity Member)
Nokota Wind Holdings, LLC (100%; Sole Member)
Nokota Wind, LLC (100%; Class A Tax Equity Member)
Brady Wind II, LLC (100%; Sole Member)
Brady Interconnection, LLC (50%; Member)
Brady Wind, LLC (100%; Sole Member)
Brady Interconnection, LLC (50%; Managing Member)
Sac County Wind Holdings, LLC (100%; Sole Member)
Sac County Wind Class A Holdings, LLC (100%; Class A Member)
Sac County Wind, LLC (100%; Class A Member)
NEP Renewables IV, LLC (31.2%; Class B Member)
Alta Wind Portfolio, LLC (100%; Sole Member)
Tusk Wind Holdings, LLC (100%; Sole Member)
Alta Wind VIII, LLC (100%; Sole Member)
Dogwood Wind Holdings, LLC (100%; Sole Member)
Dogwood Wind, LLC (100%; Class A Tax Equity Member)
Oliver Wind III, LLC (100%; Sole Member)
Osborn Wind Energy, LLC (100%; Sole Member)
Elk City Sholes Holdings, LLC (100%; Sole Member)

Elk City II Wind Funding, LLC (100%; Sole Member)
 Southwest Wind, LLC (100%; Class A Tax Equity Member)
 Elk City Renewables II, LLC (100%; Sole Member)
 Sholes Wind Funding, LLC (100%; Sole Member)
 Sholes Wind Class A Holdings, LLC (100%; Sole Member)
 Sholes Wind, LLC (100%; Class A Member)
 Emerald Breeze Holdings, LLC (100%; Class A Member)
 Emerald Breeze Class A Holdings, LLC (100%; Sole Member)
 Emerald Breeze, LLC (100%; Class A Member)
 Appaloosa Run Wind, LLC (100%; Sole Member)
 Eight Point Wind, LLC (100%; Sole Member)
 Great Prairie Wind, LLC (100%; Sole Member)
 Yellow Pine Solar, LLC (100%; Sole Member)
 Yellow Pine Solar Interconnect, LLC (50%; Managing Member)
 Golden West Wind Holdings, LLC (100%; Sole Member)
 Golden West Power Partners, LLC (100%; Class A Tax Equity Member)
 Nokota Wind Holdings, LLC (100%; Sole Member)
 Nokota Wind, LLC (100%; Class A Tax Equity Member)
 Brady Wind II, LLC (100%; Sole Member)
 Brady Interconnection, LLC (50%; Member)
 Brady Wind, LLC (100%; Sole Member)
 Brady Interconnection, LLC (50%; Managing Member)
 Sac County Wind Holdings, LLC (100%; Sole Member)
 Sac County Wind Class A Holdings, LLC (100%; Class A Member)
 Sac County Wind, LLC (100%; Class A Member)
 NEP Renewables Holdings, LLC (100%; Sole Member)
 NEP Renewables, LLC (100%; Sole Member)
 Breckinridge Wind Class A Holdings, LLC (100%; Sole Member)
 Breckinridge Wind Project, LLC (100%; Class A Tax Equity Member)
 Carousel Wind Holdings, LLC (100%; Sole Member)
 Carousel Wind Farm, LLC (100%; Class A Tax Equity Member)
 Monarch Wind Holdings, LLC (100%; Sole Member)
 Monarch Wind, LLC (100%; Class A Tax Equity Member)
 Javelina Wind Holdings II, LLC (100%; Sole Member)
 Javelina Wind Energy II, LLC (100%; Sole Member)
 Javelina Interconnection, LLC (45%; Member)
 Rush Springs Wind Energy, LLC (100%; Sole Member)
 Mountain View Solar Holdings, LLC (100%; Sole Member)
 Mountain View Solar, LLC (100%; Sole Member)
 Pacific Plains Wind Class A Holdings, LLC (100%; Sole Member)
 Pacific Plains Wind, LLC (100%; Class A Tax Equity Member)
 Cottonwood Wind Project Holdings, LLC (100%; Sole Member)
 Cottonwood Wind Project, LLC (100%; Sole Member)
 Golden Hills North Wind, LLC (100%; Sole Member)
 Golden Hills Interconnection, LLC (32.4%; Member)
 NextEra Energy Bluff Point, LLC (100%; Sole Member)
 NextEra Desert Sunlight Holdings, LLC (99.8%; Member)
 Desert Sunlight Investment Holdings, LLC (50%; Managing Member)
 Desert Sunlight Holdings, LLC (100%; Sole Member)
 Desert Sunlight 250, LLC (100%; Sole Member)
 Desert Sunlight 300, LLC (100%; Sole Member)
 Ninnescah Wind Renewables, LLC (100%; Sole Member)
 Nutmeg Solar Holdings, LLC (33.3%; Member)
 Nutmeg Solar, LLC (100%; Sole Member)
 Palo Duro Wind, LLC (100%; Sole Member)
 Palomino Wind Holdings, LLC (100%; Sole Member)
 Palomino Wind, LLC (100%; Class A Tax Equity Member)

Kingman Wind Energy I, LLC (100%; Sole Member)
Kingman Wind Energy II, LLC (100%; Sole Member)
Prairie View Wind Holdings, LLC (100%; Sole Member)
Ninnescah Wind Energy LLC (100%; Sole Member)
Seiling Wind Energy II, LLC (100%; Sole Member)
Seiling Wind Investments, LLC (100%; Sole Member)
Seiling Wind Holdings, LLC (100%; Sole Member)
Seiling Wind Portfolio, LLC (100%; Class A Tax Equity Member)
Seiling Wind II, LLC (100%; Sole Member)
Seiling Wind Interconnection Services, LLC (33%; Member)
Seiling Wind, LLC (100%; Sole Member)
Seiling Wind Interconnection Services, LLC (67%; Managing Member)
Shaw Creek Solar Holdings, LLC (33.3%; Member)
Shaw Creek Solar, LLC (100%; Sole Member)
Solar Holdings Portfolio 12, LLC (100%; Class C Member)
DG Portfolio 2019 Funding, LLC (100%; Sole Member)
DG Portfolio 2019 Holdings, LLC (100%; Sole Member)
DG Portfolio 2019, LLC (100%; Sole Member)
DG Amaze, LLC (100%; Sole Member)
DG California Solar, LLC (100%; Sole Member)
DG Colorado Solar, LLC (100%; Sole Member)
DG LF Solar, LLC (100%; Sole Member)
DG Minnesota CSG 1, LLC (100%; Sole Member)
DG Minnesota CSG, LLC (100%; Sole Member)
DG New Jersey Solar, LLC (100%; Sole Member)
DG New York Solar, LLC (100%; Sole Member)
DG Northeast Solar, LLC (100%; Sole Member)
DG SUNY Solar 1, LLC (100%; Sole Member)
DG Southwest Solar Portfolio 2019, LLC (100%; Sole Member)
HL Solar LLC (100%; Sole Member)
DG Waipio, LLC (100%; Sole Member)
Pacific Energy Solutions LLC (100%; Sole Member)
W2 Solar Holdings, LLC (100%; Sole Member)
Sierra Solar Funding, LLC (100%; Sole Member)
Sierra Solar Holdings, LLC (100%; Sole Member)
Westside Solar, LLC (100%; Sole Member)
Whitney Point Solar, LLC (100%; Sole Member)
Southwest Solar Holdings, LLC (100%; Sole Member)
Hatch Solar Energy Center I LLC (100%; Sole Member)
Sunlight Renewables Holdings, LLC (100%; Class A Member)
Sunlight Renewables Class A Holdings, LLC (100%; Sole Member)
Sunlight Renewables, LLC (100%; Class A Member)
Sunlight Storage, LLC (100%; Sole Member)
VMCLR Holdings, LLC (100%; Sole Member)
Indigo Plains Solar Class B Holdings, LLC (100%; Sole Member)
Indigo Plains Solar, LLC (100%; Class B Tax Equity Member)
Chaves County Solar, LLC (100%; Sole Member)
Chaves County Solar Holdings, LLC (100%; Sole Member)
Live Oak Solar, LLC (100%; Sole Member)
River Bend Solar, LLC (100%; Sole Member)
Indigo Plains Solar Funding, LLC (100%; Sole Member)
Indigo Plains Solar Holdings, LLC (100%; Sole Member)
Indigo Plains Solar, LLC (100%; Class A Tax Equity Member)
Chaves County Solar, LLC (100%; Sole Member)
Chaves County Solar Holdings, LLC (100%; Sole Member)
Live Oak Solar, LLC (100%; Sole Member)
River Bend Solar, LLC (100%; Sole Member)

Whiptail-Montezuma Funding, LLC (100%; Sole Member)
 Whiptail-Montezuma Holdings, LLC (100%; Sole Member)
 Montezuma Wind Holdings II, LLC (100%; Sole Member)
 NextEra Energy Montezuma II Wind, LLC (100%; Sole Member)
 Southwest Wind Class A Holdings, LLC (100%; Class A Member)
 Whiptail Wind, LLC (100%; Class A Tax Equity Member)
 Casa Mesa Wind, LLC (100%; Sole Member)
 Casa Mesa Wind Investments, LLC (100%; Sole Member)
 Langdon Renewables, LLC (100%; Sole Member)
 New Mexico Wind, LLC (100%; Sole Member)
 Pacific Power Investments, LLC (100%; Sole Member)
 Southwest Wind Class A Holdings, LLC (100%; Class B Member)
 Whiptail Wind, LLC (100%; Class A Tax Equity Member)
 Casa Mesa Wind, LLC (100%; Sole Member)
 Casa Mesa Wind Investments, LLC (100%; Sole Member)
 Langdon Renewables, LLC (100%; Sole Member)
 New Mexico Wind, LLC (100%; Sole Member)
 Pacific Power Investments, LLC (100%; Sole Member)
 Windstar Portfolio, LLC (100%; Sole Member)
 Tusk Wind Holdings II, LLC (100%; Sole Member)
 Windstar Energy, LLC (100%; Sole Member)
 NextEra Energy Partners Constructors, LLC (100%; Sole Member)
 NextEra Energy Partners Solar Acquisitions, LLC (100%; Sole Member)
 Adelanto CA II, LLC (100%; Sole Member)
 Adelanto Solar Funding, LLC (50.01%; Member)
 Adelanto Solar Holdings, LLC (100%; Sole Member)
 Adelanto Solar II, LLC (100%; Sole Member)
 Adelanto Solar, LLC (100%; Sole Member)
 McCoy CA II, LLC (100%; Sole Member)
 McCoy Solar Holdings, LLC (50.01%; Member)
 McCoy Solar Funding, LLC (100%; Sole Member)
 McCoy Solar, LLC (100%; Sole Member)
 NextEra Desert Center Blythe, LLC (50%; Member)
 NextEra Energy Partners Ventures, LLC (100%; Sole Member)
 NET Holdings Management, LLC (100%; Sole Member)
 NextEra Energy Partners Pipelines Holdings, LLC (100%; Sole Member)
 NextEra Energy Partners Pipelines, LLC (100%; Class A Member)
 Meade Pipeline Investment Holdings, LLC (100%; Sole Member)
 Meade Pipeline Investment, LLC (100%; Sole Member)
 Meade Pipeline Co LLC (75%; Managing Member)
 Redwood Meade Pipeline, LLC (100%; Sole Member)
 Redwood Midstream, LLC (90%; Managing Member)
 Redwood Meade Midstream MPC, LLC (100%; Sole Member)
 Meade Pipeline Co LLC (15%; Member)
 River Road Interests LLC (100%; Sole Member)
 Meade Pipeline Co LLC (10%; Member)
 Redwood Midstream, LLC (10%; Member)
 Redwood Meade Midstream MPC, LLC (100%; Sole Member)
 Meade Pipeline Co LLC (15%; Member)
 River Road Interests LLC (100%; Sole Member)
 Meade Pipeline Co LLC (10%; Member)
 South Texas Midstream Holdings, LLC (100%; Sole Member)
 South Texas Midstream, LLC (100%; Class A Member)
 South Texas Midstream, LLC (100%; Class B Member)
 Northern Colorado Wind Energy, LLC (100%; Sole Member)
 Palo Duro Wind Portfolio, LLC (100%; Sole Member)
 Palo Duro Wind Project Holdings, LLC (100%; Sole Member)

Palo Duro Wind Energy, LLC (100%; Sole Member)
 Palo Duro Wind Interconnection Services, LLC (88%; Managing Member)
 Shafter Solar Portfolio, LLC (100%; Sole Member)
 Shafter Solar Holdings, LLC (100%; Sole Member)
 Shafter Solar, LLC (100%; Sole Member)
 Tusk Wind Holdings III, LLC (100%; Sole Member)
 Granite Reliable Power, LLC (100%; Sole Member)
 NextEra Energy NextBridge Holdings GP, LLC (100%; Sole Member)
 NextEra Energy NextBridge Holdings GP, ULC (100%; Shareholder)
 NextEra Energy NextBridge Holdings, LP (0.0001%; General Partner)
 NextEra Energy NextBridge Holding, ULC (100%; Shareholder)
 East-West Tie Limited Partnership (48.2432%; Limited Partner)
 NextBridge (OPTIONCO) Inc. (50%; Shareholder)
 East-West Tie Limited Partnership (0.0001%; Limited Partner)
 NextEra Energy NextBridge Holdings, LP (99.9999%; Limited Partner)
 NextEra Energy NextBridge Holding, ULC (100%; Shareholder)
 East-West Tie Limited Partnership (48.2432%; Limited Partner)
 NextBridge (OPTIONCO) Inc. (50%; Shareholder)
 East-West Tie Limited Partnership (0.0001%; Limited Partner)
 NextEra Energy UCT Holding, Inc. (100%; Shareholder)
 Upper Canada Transmission, Inc. (50%; Shareholder)
 Upper Canada Transmission 2, Inc. (96.5%; Shareholder)
 East-West Tie Limited Partnership (0.0099%; General Partner)
 Northpoint I Wind GP, Inc. (100%; Shareholder)
 Northpoint I Wind, LP (0.0001%; General Partner)
 Northpoint I Wind LP, ULC (100%; Shareholder)
 Northpoint I Wind, LP (89.9999%; Limited Partner)
 Northpoint II Wind GP, Inc. (100%; Shareholder)
 Northpoint II Wind, LP (0.0001%; General Partner)
 Northpoint II Wind LP, ULC (100%; Shareholder)
 Northpoint II Wind, LP (89.9999%; Limited Partner)
 Parry Energy Storage GP, LLC (100%; Sole Member)
 Parry Energy Storage GP, ULC (100%; Shareholder)
 Parry Energy Storage, LP (0.0001%; General Partner)
 Parry Energy Storage LP, ULC (100%; Shareholder)
 Parry Energy Storage, LP (99.9999%; Limited Partner)
 Red Deer Solar LP, ULC (100%; Shareholder)
 Swift Wind GP, Inc. (100%; Shareholder)
 Swift Wind, LP (0.0001%; General Partner)
 Swift Wind LP, ULC (100%; Shareholder)
 Swift Wind, LP (99.9999%; Limited Partner)
 Thames Solar LP, ULC (100%; Shareholder)
 Trout Lake I Solar GP, Inc. (100%; Shareholder)
 Trout Lake I Solar, LP (0.0001%; General Partner)
 Trout Lake I Solar LP, ULC (100%; Shareholder)
 Trout Lake I Solar, LP (89.9999%; Limited Partner)
 Trout Lake II Solar LP, ULC (100%; Shareholder)
 Trout Lake III Solar LP, ULC (100%; Shareholder)
 Zephyrus Wind LP, ULC (100%; Shareholder)
 NextEra Energy Spain Holdings B.V. (100%; Shareholder)
 700 Universal, S. de R.L. de C.V. (90%; Partner)
 700 Universe II, LLC (100%; Sole Member)
 700 Universal, S. de R.L. de C.V. (10%; Partner)
 Inventus Holdings, LLC (100%; Sole Member)
 NEPM II Holdings, LLC (100%; Sole Member)
 NEPM II, LLC (100%; Sole Member)
 NextEra Energy Investments, LLC (100%; Sole Member)

Napa Capital Holdings, LLC (100%; Sole Member)
Calistoga Capital, LLC (100%; Sole Member)
Howell Mountain Capital, LLC (100%; Sole Member)
Howell Mountain Capital Acquisitions, LLC (100%; Sole Member)
Monterey Capital, LLC (100%; Sole Member)
Napa Capital Holdings Acquisitions, LLC (100%; Sole Member)
NextEra Energy Investments Solutions, LLC (100%; Sole Member)
Pescadero Capital, LLC (100%; Sole Member)
NextEra Energy Maine, LLC (100%; Sole Member)
NextEra Energy Marketing, LLC (100%; Sole Member)
Acquisition RNG Holdings I, LP (100%; General Partner)
Dallas Clean Energy, LLC (3.8%; Member)
Dallas Clean Energy McCommas Bluff, LLC (100%; Sole Member)
McCommas Bluff Holdings LLC (63.14%; Member)
Dallas Clean Energy, LLC (51%; Member)
Dallas Clean Energy McCommas Bluff, LLC (100%; Sole Member)
NE LFG I, LLC (51%; Class A Member)
NE Otay, LLC (100%; Sole Member)
T/NE LFG, LLC (99%; Member)
Toro Energy of California, LLC (100%; Sole Member)
Otay Landfill Gas LLC (100%; Sole Member)
NextEra Renewable Fuels Investment Company, LLC (9.48%; Managing Member)
Eastern Landfill Gas, LLC (100%; Sole Member)
LES Project Holdings LLC (100%; Sole Member)
Adrian Energy Associates, L.L.C. (50%; Member)
Brevard Energy LLC (100%; Member)
Kiefer Landfill Generating II LLC (90%; Member)
MRPC Holdings LLC (100%; Sole Member)
Ocean Energy Holdings, LLC (100%; Sole Member)
Riverview Energy Systems (50%; Partner)
Sacramento Gas Producers, L.L.C. (100%; Sole Member)
Salem Energy Systems, LLC (50%; Member)
Salt Lake Energy Systems, LLC (50%; Member)
Seminole Energy LLC (100%; Sole Member)
Sumpter Energy, LLC (100%; Sole Member)
Trail Ridge Energy, LLC (100%; Sole Member)
NextEra Renewable Fuels, LLC (100%; Sole Member)
T/NE LFG II, LLC (16%; Member)
Acquisition RNG Holdings II, LP (100%; General Partner)
Dallas Clean Energy, LLC (15.2%; Member)
Dallas Clean Energy McCommas Bluff, LLC (100%; Sole Member)
McCommas Bluff Holdings LLC (36.86%; Member)
Dallas Clean Energy, LLC (51%; Member)
Dallas Clean Energy McCommas Bluff, LLC (100%; Sole Member)
NextEra Renewable Fuels Investment Company, LLC (90.52%; Member)
Eastern Landfill Gas, LLC (100%; Sole Member)
LES Project Holdings LLC (100%; Sole Member)
Adrian Energy Associates, L.L.C. (50%; Member)
Brevard Energy LLC (100%; Member)
Kiefer Landfill Generating II LLC (90%; Member)
MRPC Holdings LLC (100%; Sole Member)
Ocean Energy Holdings, LLC (100%; Sole Member)
Riverview Energy Systems (50%; Partner)
Sacramento Gas Producers, L.L.C. (100%; Sole Member)
Salem Energy Systems, LLC (50%; Member)
Salt Lake Energy Systems, LLC (50%; Member)
Seminole Energy LLC (100%; Sole Member)

Sumpter Energy, LLC (100%; Sole Member)
 Trail Ridge Energy, LLC (100%; Sole Member)
 NextEra Renewable Fuels, LLC (100%; Sole Member)
 EarthEra, LLC (100%; Sole Member)
 McElroy Green Marketing, LLC (100%; Sole Member)
 NEM Mitigation, LLC (100%; Sole Member)
 East Bay Farms, L.L.C. (100%; Sole Member)
 Hopkins Farm Mitigation, LLC (100%; Sole Member)
 Jones Falls Wetland and Stream Mitigation, LLC (100%; Sole Member)
 Mill Swamp Wetland and Stream Mitigation, LLC (100%; Sole Member)
 Patapsco River Wetland And Stream Mitigation, LLC (100%; Sole Member)
 Patuxent Wetland and Stream Mitigation, LLC (100%; Sole Member)
 Pee Dee Wetland and Stream Mitigation, LLC (100%; Sole Member)
 Spindletop Mitigation Holdings, LLC (100%; Sole Member)
 Splendora, LLC (100%; Sole Member)
 HCMB, LLC (100%; Sole Member)
 Tarkington Bayou Mitigation, LLC (100%; Shareholder)
 NextEra Texas Acquisition Holdco, LLC (100%; Sole Member)
 NextEra Retail of Texas GP, LLC (100%; Sole Member)
 NextEra Texas Acquisition LP, LLC (100%; Sole Member)
 Renewable Fuels Holdings, LLC (100%; Sole Member)
 Acquisition RNG Holdings I, LP (100%; Limited Partner)
 Dallas Clean Energy, LLC (3.8%; Member)
 Dallas Clean Energy McCommas Bluff, LLC (100%; Sole Member)
 McCommas Bluff Holdings LLC (63.14%; Member)
 Dallas Clean Energy, LLC (51%; Member)
 Dallas Clean Energy McCommas Bluff, LLC (100%; Sole Member)
 NE LFG I, LLC (51%; Class A Member)
 NE Otay, LLC (100%; Sole Member)
 T/NE LFG, LLC (99%; Member)
 Toro Energy of California, LLC (100%; Sole Member)
 Otay Landfill Gas LLC (100%; Sole Member)
 NextEra Renewable Fuels Investment Company, LLC (9.48%; Managing Member)
 Eastern Landfill Gas, LLC (100%; Sole Member)
 LES Project Holdings LLC (100%; Sole Member)
 Adrian Energy Associates, L.L.C. (50%; Member)
 Brevard Energy LLC (100%; Member)
 Kiefer Landfill Generating II LLC (90%; Member)
 MRPC Holdings LLC (100%; Sole Member)
 Ocean Energy Holdings, LLC (100%; Sole Member)
 Riverview Energy Systems (50%; Partner)
 Sacramento Gas Producers, L.L.C. (100%; Sole Member)
 Salem Energy Systems, LLC (50%; Member)
 Salt Lake Energy Systems, LLC (50%; Member)
 Seminole Energy LLC (100%; Sole Member)
 Sumpter Energy, LLC (100%; Sole Member)
 Trail Ridge Energy, LLC (100%; Sole Member)
 NextEra Renewable Fuels, LLC (100%; Sole Member)
 T/NE LFG II, LLC (16%; Member)
 Acquisition RNG Holdings II, LP (100%; Limited Partner)
 Dallas Clean Energy, LLC (15.2%; Member)
 Dallas Clean Energy McCommas Bluff, LLC (100%; Sole Member)
 McCommas Bluff Holdings LLC (36.86%; Member)
 Dallas Clean Energy, LLC (51%; Member)
 Dallas Clean Energy McCommas Bluff, LLC (100%; Sole Member)
 NextEra Renewable Fuels Investment Company, LLC (90.52%; Member)
 Eastern Landfill Gas, LLC (100%; Sole Member)

LES Project Holdings LLC (100%; Sole Member)
 Adrian Energy Associates, L.L.C. (50%; Member)
 Brevard Energy LLC (100%; Member)
 Kiefer Landfill Generating II LLC (90%; Member)
 MRPC Holdings LLC (100%; Sole Member)
 Ocean Energy Holdings, LLC (100%; Sole Member)
 Riverview Energy Systems (50%; Partner)
 Sacramento Gas Producers, L.L.C. (100%; Sole Member)
 Salem Energy Systems, LLC (50%; Member)
 Salt Lake Energy Systems, LLC (50%; Member)
 Seminole Energy LLC (100%; Sole Member)
 Sumpter Energy, LLC (100%; Sole Member)
 Trail Ridge Energy, LLC (100%; Sole Member)
 NextEra Renewable Fuels, LLC (100%; Sole Member)
 Blue Ridge Renewables, LLC (100%; Sole Member)
 Carleton Farms Renewables, LLC (100%; Sole Member)
 Coffee County LFG, LLC (100%; Sole Member)
 Comanche RNG Holdings, LLC (100%; Sole Member)
 Comanche Renewables, LLC (60%; Member)
 Community Refuse Renewables, LLC (100%; Sole Member)
 Cumberland County Renewables, LLC (100%; Sole Member)
 Kiefer Landfill Generating III, LLC (100%; Sole Member)
 NE LFG I, LLC (49%; Class A Member)
 NE Otay, LLC (100%; Sole Member)
 T/NE LFG, LLC (99%; Member)
 Toro Energy of California, LLC (100%; Sole Member)
 Otay Landfill Gas LLC (100%; Sole Member)
 NextEra Renewable Fuels Development, LLC (100%; Sole Member)
 NextEra Renewable Fuels Service Company, LLC (100%; Sole Member)
 Scissortail RNG Holdings, LLC (100%; Sole Member)
 Scissortail Renewables, LLC (60%; Member)
 T/NE LFG II, LLC (33%; Member)
 Toro Energy Of Mississippi, LLC (100%; Sole Member)
 Toro Energy of Missouri Champ Holdco, LLC (100%; Sole Member)
 Toro Energy of Missouri Champ, LLC (100%; Sole Member)
 South Texas Energy Supply Holdings II, LLC (100%; Sole Member)
 Energy Company STES, S. de R.L. de C.V. (1%; Partner)
 South Texas Energy Supply Holdings, LLC (100%; Sole Member)
 Energy Company STES, S. de R.L. de C.V. (99%; Partner)
 USA LNG Holdings, LLC (100%; Sole Member)
 Edge Gathering Virtual Pipelines 2 LLC (27.61%; Member)
 USA RNG Holdings, LLC (100%; Sole Member)
 Noble Road RNG LLC (50%; Class B Member)
 Pine Bend RNG LLC (50%; Class B Member)
 USG Energy Gas Producer Holdings, LLC (100%; Sole Member)
 BSGA Gas Producing, LLC (100%; Sole Member)
 La Salle County Gas Producing, LLC (100%; Sole Member)
 NextEra Energy Gas Producing Holdings, LLC (100%; Sole Member)
 NextEra Energy Gas Producing, LLC (100%; Sole Member)
 NextEra Energy Pipeline Holdings, LLC (100%; Sole Member)
 NextEra Energy Pipeline Development and Acquisitions, LLC (100%; Sole Member)
 NextEra Energy Pipeline Services, LLC (100%; Sole Member)
 SE Pipeline Holdings, LLC (85%; Member)
 PPF Portfolio, LLC (100%; Sole Member)
 Florida Pipeline Funding, LLC (100%; Sole Member)
 FPH Portfolio, LLC (100%; Sole Member)
 Florida Pipeline Holdings, LLC (100%; Sole Member)

FSC Pipeline Holdings, LLC (100%; Sole Member)
 Florida Southeast Connection, LLC (100%; Sole Member)
 NextEra Energy Sabal Trail Transmission Holdings, LLC (100%; Sole Member)
 US Southeastern Gas Infrastructure, LLC (100%; Sole Member)
 Sabal Trail Transmission, LLC (42.5%; Member)
 NextEra Energy Pipeline Funding (Lowman), LLC (100%; Sole Member)
 NextEra Energy Pipeline Holdings (Lowman), LLC (100%; Sole Member)
 US Marcellus Gas Infrastructure, LLC (100%; Sole Member)
 Mountain Valley Pipeline, LLC (31.1182%; Member)
 NextEra Energy Producer Services, LLC (100%; Sole Member)
 NextEra US Gas Assets, LLC (100%; Sole Member)
 Boulevard Gas Associates, LLC (100%; Sole Member)
 Trinity Operating (USG), LLC (100%; Sole Member)
 USG Energy Gas Investment, LLC (100%; Sole Member)
 USG Midstream Holdings, LLC (100%; Sole Member)
 Caddeaux Gathering, LLC (100%; Sole Member)
 Greenholly Gathering Pipeline LLC (21.56%; Member)
 Ponderosa Gathering, LLC (100%; Sole Member)
 TXen Pipeline, LLC (100%; Sole Member)
 Texrock Pipeline, LLC (100%; Sole Member)
 USG Barnett Midstream I, LLC (100%; Sole Member)
 USG Greenholly Pipeline Holdings, LLC (100%; Sole Member)
 USG Midstream Bakken I, LLC (100%; Sole Member)
 USG Midstream Haynesville Sands I, LLC (100%; Sole Member)
 USG Midstream Mississippian Lime I, LLC (100%; Sole Member)
 USG West Relay, LLC (100%; Sole Member)
 West Relay Gathering Company, L.L.C. (50%; Member)
 USG Properties Austin Chalk Holdings, LLC (100%; Sole Member)
 USG Properties Austin Chalk I, LLC (100%; Sole Member)
 USG Properties Austin Chalk II, LLC (100%; Sole Member)
 USG Properties Eagle Ford Holdings, LLC (100%; Sole Member)
 USG Properties Eagle Ford III, LLC (100%; Sole Member)
 USG Properties Eagle Ford IV, LLC (100%; Sole Member)
 USG Properties Granite Wash Holdings, LLC (100%; Sole Member)
 USG Properties Granite Wash I, LLC (100%; Sole Member)
 USG Properties Haynesville Sands Holdings, LLC (100%; Sole Member)
 USG Properties Haynesville Sand I, LLC (100%; Sole Member)
 USG Properties Haynesville, LLC (100%; Sole Member)
 USG Properties Haynesville (PDPCO), LLC (100%; Sole Member)
 USG Properties Jackfork Holdings, LLC (100%; Sole Member)
 USG Properties Jackfork I, LLC (100%; Sole Member)
 USG Properties Marcellus Holdings, LLC (100%; Sole Member)
 USG Properties Mississippian Lime Holdings, LLC (100%; Sole Member)
 USG Properties Mississippian Lime I, LLC (100%; Sole Member)
 USG Surface Facilities Mississippian Lime I, LLC (100%; Sole Member)
 USG Properties Mississippian Lime II, LLC (100%; Sole Member)
 USG Properties Niobrara Holdings, LLC (100%; Sole Member)
 USG Properties Wilcox Holdings, LLC (100%; Sole Member)
 USG Properties Wilcox I, LLC (100%; Sole Member)
 USG Properties Woodford Holdings, LLC (100%; Sole Member)
 USG Properties Woodford II, LLC (100%; Shareholder)
 USG Surface Facilities Holdings, LLC (100%; Sole Member)
 USG Surface Facilities I, LLC (100%; Sole Member)
 USG Surface Facilities II, LLC (100%; Sole Member)
 USG Technology Holdings, LLC (100%; Sole Member)
 WSGP Gas Producing, LLC (100%; Sole Member)
 GR Woodford Properties, LLC (100%; Sole Member)

USG Properties Woodford I, LLC (100%; Sole Member)
WSGP Gas Producing (Arkoma), LLC (100%; Sole Member)
NextEra Energy Project Management, LLC (100%; Sole Member)
NextEra Maine Fossil, LLC (100%; Sole Member)
FPL Energy Mason LLC (100%; Sole Member)
NextEra Energy Maine Operating Services, LLC (100%; Sole Member)
Wyman Cape Holdings, LLC (100%; Sole Member)
FPL Energy Cape, LLC (100%; Sole Member)
FPL Energy Spruce Point LLC (100%; Sole Member)
FPL Energy Wyman IV LLC (100%; Sole Member)
FPL Energy Wyman LLC (100%; Sole Member)
NextEra Strategic Energy Services, LLC (100%; Sole Member)
Square Lake Holdings, Inc. (100%; Shareholder)
NextEra Infrastructure, LLC (100%; Sole Member)
Horse Hollow Generation Tie Holdings, LLC (100%; Sole Member)
Horse Hollow Generation Tie, LLC (100%; Sole Member)
NextEra Energy Transmission, LLC (100%; Sole Member)
Blue Heron Land Associates, LLC (100%; Sole Member)
GridLiance Holdco, LLC (100%; Sole Member)
GridLiance Heartland Holdings LLC (100%; Sole Member)
GridLiance Eastern Holdings LLC (100%; Sole Member)
GridLiance East LLC (100%; Sole Member)
GridLiance Heartland LLC (100%; Sole Member)
GridLiance High Plains LLC (100%; Sole Member)
GridLiance Management, LLC (100%; Sole Member)
GridLiance Southwest LLC (100%; Sole Member)
GridLiance Texas Holdings LLC (100%; Sole Member)
GridLiance Texas LLC (100%; Sole Member)
GridLiance Louisiana Capital, LLC (100%; Sole Member)
GridLiance Louisiana Holdings, LLC (100%; Sole Member)
GridLiance Louisiana, LLC (100%; Sole Member)
GridLiance Peaks, LLC (100%; Sole Member)
GridLiance Transmission Investments LLC (100%; Sole Member)
Heartland Spirit Connector, LLC (100%; Sole Member)
Horizon West Transmission, LLC (100%; Sole Member)
Juniper Creek Land Acquisition, LLC (100%; Sole Member)
Lake Erie US Holdings, LLC (100%; Sole Member)
LEC Transmission Project Holdings, LLC (100%; Sole Member)
Lake Erie Transmission Holdings, LLC (100%; Sole Member)
Lake Erie Connector Transmission, LLC (100%; Sole Member)
NextEra Energy Transmission Funding, LLC (100%; Sole Member)
Nextera Energy Transmission Holdings, LLC (100%; Sole Member)
Bay Area Transmission Holdings, LLC (100%; Sole Member)
Trans Bay Funding II LLC (100%; Sole Member)
Transmission Services Holdings LLC (100%; Sole Member)
Trans Bay Cable LLC (100%; Sole Member)
GridLiance Western Holdings LLC (100%; Sole Member)
GridLiance West LLC (100%; Sole Member)
Lone Star Transmission, LLC (100%; Sole Member)
New Hampshire Transmission Holdings, LLC (100%; Sole Member)
New Hampshire Transmission, LLC (100%; Sole Member)
NextEra Energy Transmission Investments, LLC (100%; Sole Member)
NextEra Energy Transmission MidAtlantic Holdings, LLC (100%; Sole Member)
NextEra Energy Transmission MARL Holdings, LLC (100%; Sole Member)
Nextera Energy Transmission Virginia, Inc. (100%; Sole Member)
Nextera Energy Transmission MidAtlantic, Inc (100%; Shareholder)
NextEra Energy Transmission Midwest, LLC (100%; Sole Member)

NextEra Energy Transmission New York Holdings, LLC (100%; Sole Member)
 NextEra Energy Transmission New York, Inc. (100%; Shareholder)
 NextEra Energy Transmission Northeast, LLC (100%; Sole Member)
 NextEra Energy Transmission Southwest, LLC (100%; Sole Member)
 NextEra Transmission Asset Acquisition Holdings, LLC (100%; Sole Member)
 PB Transmission Holdings, LLC (100%; Sole Member)
 PowerBridge, LLC (49%)
 PWD & PWP, LLC (100%; Sole Member)
 SCal Acquisition LLC (100%; Sole Member)
 NextEra Water, LLC (100%; Sole Member)
 NextEra Water Pennsylvania, LLC (100%; Sole Member)
 NextEra Water Texas, LLC (100%; Sole Member)
 NextSpring Water Investments, LLC (100%; Sole Member)
 Palms Portfolio Holdings, LLC (100%; Sole Member)
 Juno Specialty Underwriters, LLC (100%; Sole Member)
 NAMECO (NO. 1371) LIMITED (100%; Shareholder)
 Palms Insurance Company, Limited (100%; Shareholder)
 Palms Insurance Company, Limited (100%; Shareholder)
 Palms Management Services, LLC (100%; Sole Member)
 Palms RS Investments, LLC (100%; Sole Member)
 Palms Specialty Insurance Company, Inc. (100%; Shareholder)
 Palms Bridge Investments, LLC (100%; Sole Member)
 Sabal Specialty Insurance Company, Inc. (100%; Shareholder)
 United HomeVu Holdings, LLC (100%; Sole Member)
 Home Warranty of the Midwest, Inc. (100%; Shareholder)
 NextEra Home, LLC (100%; Sole Member)
 NextEra Lighting & Metering Solutions, LLC (100%; Sole Member)
 United HomeVu Illinois, LLC (100%; Sole Member)
 United HomeVu Kansas, LLC (100%; Sole Member)
 United HomeVu Maryland, LLC (100%; Sole Member)
 United HomeVu Michigan, LLC (100%; Sole Member)
 United HomeVu Mississippi, LLC (100%; Sole Member)
 United HomeVu Ohio, LLC (100%; Sole Member)
 United HomeVu Tennessee, LLC (100%; Sole Member)
 NextEra Energy Foundation, Inc. (100%; Member)

Analysis of Diversification Activity

New or Amended Contracts with Affiliated Companies

Florida Power & Light Company

For the Year Ended December 31, 2024

Provide a synopsis of each new or amended contract, agreement, or arrangement with affiliated companies for the purchase, lease, or sale of land, goods, or services (excluding tariffed items). The synopsis shall include, at a minimum, the terms, price, quantity, amount, and duration of the contracts.

Name of Affiliated Company (a)	Synopsis of Contract (b)
<i>Palms Insurance Company, Limited</i>	Palms Insurance Company, Limited provides insurance for FPL employees' workers' compensation liability up to policy limit of \$3,000,000 per accident or per employee. Premium for the term November 15, 2024 to November 15, 2025 was \$9,316,008. Workers' compensation and employer's liability coverage for certain FPL contractors is provided in excess of \$5,000,000 per accident or per contractor employee. Premium for the term November 15, 2024, to November 15, 2025, was \$902,530.
<i>Palms Insurance Company, Limited</i>	Palms Insurance Company, Limited insures the FPL fleet vehicles for third-party auto liability up to \$3,000,000 per occurrence in excess of a \$25,000 per accident retention for accidents prior to March 1, 2016 and a \$100,000 per accident retention occurring on or after March 1, 2016 through January 1, 2020. Beginning January 1, 2020, limit of liability is \$5,000,000 per occurrence, inclusive of defense costs. Premium for the term November 15, 2024, to November 15, 2025, was \$7,058,823.
<i>Palms Insurance Company, Limited</i>	Palms Insurance Company, Limited writes a builder's risk line for various projects under construction. The stand alone builder's all risk coverage has a 20% or \$40,000,000 liability up to \$200,000,000 per occurrence in excess of policy deductibles and 20% of sublimits. Payments are made 45 days after each policy quarter for projects enrolled into the builder's risk insurance property program. Premium paid through October 2024 relating to the term May 1, 2024, to May 1, 2025, is \$245,278.
<i>Palms Insurance Company, Limited</i>	Excess Liability Insurance was issued by Associated Electric & Gas Insurance Services (AEGIS) and Palms Insurance Company on a co-participation basis. Palms Insurance Company, Limited has a 35% share and AEGIS has a 65% share of the \$50,000,000 liability per occurrence and \$100,000,000 per aggregate in excess of the primary liability program. Premium for the term November 15, 2024, to November 15, 2025, is \$2,721,348. Palms also fills capacity of \$25,000,000 liability per occurrence excess of the \$280,000,000 liability layer. Premium for the term November 15, 2024, to November 15, 2025, is \$331,848. Palms has an additional \$2,500,000 quota share of the \$340,000,000 liability per occurrence excess of the liability layer. Premium for the term November 15, 2024, to November 15, 2025, is \$31,765.
<i>NextEra Energy Inc.</i>	In past years, every time a subsidiary was added to or deleted from the consolidated income tax return, such subsidiary generally became a party to, or was deleted from, the Tax Allocation Agreement of NextEra Energy, Inc. (NEE) and subsidiaries. Therefore, any corporate structure changes noted on pages 454A-1 through 454A-23 would also be reflected in NEE's tax arrangement.

Analysis of Diversification Activity

New or Amended Contracts with Affiliated Companies

Florida Power & Light Company

For the Year Ended December 31, 2024

Provide a synopsis of each new or amended contract, agreement, or arrangement with affiliated companies for the purchase, lease, or sale of land, goods, or services (excluding tariffed items). The synopsis shall include, at a minimum, the terms, price, quantity, amount, and duration of the contracts.

Name of Affiliated Company (a)	Synopsis of Contract (b)
NextEra Energy Constructors, LLC	On February 19, 2024, FPL and NextEra Energy Constructors, LLC (NEEC) entered into an "Assignment and Assumption Agreement" and executed a "Bill of Sale" to transfer 0.20305 MW DC of Photovoltaic Modules with a wattage rating of 655W to FPL. NEEC is a party to a certain Project Supply Agreement for Photovoltaic Modules dated April 23, 2023 with BYD America, LLC. Under the original agreement NEEC purchased the 0.20305 MW DC of Photovoltaic Modules and transferred all rights, title and interests to FPL for \$57,057.05.
NextEra Energy Constructors, LLC	On February 19, 2024, FPL and NextEra Energy Constructors, LLC (NEEC) entered into an "Assignment and Assumption Agreement" and executed a "Bill of Sale" to transfer 0.162440 MW DC of Photovoltaic Modules with a wattage rating of 655W to FPL. NEEC is a party to a certain Project Supply Agreement for Photovoltaic Modules dated April 23, 2023 with BYD America, LLC. Under the original agreement NEEC purchased the 0.162440 MW DC of Photovoltaic Modules and transferred all rights, title and interests to FPL for \$45,645.64.
NextEra Energy Constructors, LLC	On June 17, 2024, FPL and NextEra Energy Constructors, LLC (NEEC) entered into an "Assignment and Assumption Agreement" and executed a "Bill of Sale" to transfer 18.702765 MW DC of Photovoltaic Modules with a minimum wattage rating of 545W to FPL. NEEC is a party to a certain Project Supply Agreement for Photovoltaic Modules dated October 25, 2021 with Trina Solar (U.S.) Inc. Under the original agreement NEEC purchased the 18.702765 MW DC of Photovoltaic Modules and transferred all rights, title and interests to FPL for \$5,486,258.79.
NextEra Energy Constructors, LLC	On September 16, 2024, FPL and NextEra Energy Constructors, LLC (NEEC) entered into an "Assignment and Assumption Agreement" and executed a "Bill of Sale" to transfer 4.15615 MW DC of Photovoltaic Modules, originally assigned to FPL by NEEC on June 17, 2024, from FPL back to NEEC. FPL transferred all rights, title and interest in 4.15615 MW DC of Photovoltaic Modules back to NEEC for \$1,525,200.00.
Florida Southeast Connection, LLC.	Effective April 15, 2024, a Reimbursement Agreement was entered by Florida Power & Light and Florida Southeast Connection, LLC (FSC) related to an FPL expansion project known as the "FPL Seville-Sweatt Transmission Line" that is proposed to cross FSC's facilities in one location and also collocate with FSC's facilities for approximately 1 mile. FPL has agreed to reimburse FSC for the reasonable costs and expenses incurred by FSC to conduct an AC Mitigation Study and to construct and implement the necessary mitigation measures, Mitigation Project. FPL has agreed to pay an Advance Payment of \$400,000.00, and FSC will not exceed the Advance Payment without prior written consent of FPL. Within 15 business days of completing the Mitigation Study and Mitigation Project, FSC will provide a final accounting of total costs and expenses incurred by FSC. If costs were less than the total funds contributed by FPL, FSC will return the remaining balance of the funds to FPL within 10 business days of providing the Final Accounting.

Analysis of Diversification Activity

New or Amended Contracts with Affiliated Companies

Florida Power & Light Company

For the Year Ended December 31, 2024

Provide a synopsis of each new or amended contract, agreement, or arrangement with affiliated companies for the purchase, lease, or sale of land, goods, or services (excluding tariffed items). The synopsis shall include, at a minimum, the terms, price, quantity, amount, and duration of the contracts.

Name of Affiliated Company (a)	Synopsis of Contract (b)
<i>NextEra Energy Capital Holdings, Inc.</i> <i>NextEra Energy, Inc.</i> <i>NextEra Energy Operating Partners, LP</i> <i>Northern Colorado Holdings, LLC</i> <i>Kinderwood Wind, LLC</i>	<p>Effective February 15, 2024, Florida Power & Light entered into a Payment Direction Agreement with several affiliates. Under certain sections of the Internal Revenue Code of 1986, companies in connection with the operation of certain renewable energy and infrastructure projects will be entitled to receive energy tax credits. NextEra Energy Capital Holdings, Inc. ("NEECH") has entered into agreements, and will from time to time, for the sale of the Tax Credits to various buyers, including on behalf of parties other than NEECH. As a matter of administrative convenience, NEECH may receive amounts in respect of Tax Credits sold under the Purchase Agreement as a nominee for and on behalf of the parties to this agreement, including FPL, however the parties agree that any such payments received by NEECH will be treated as received by the party that generated the tax credits for all legal, tax and financial accounting purposes.</p>

ANALYSIS OF DIVERSIFICATION ACTIVITY
Individual Affiliated Transactions in Excess of \$500,000

FLORIDA POWER & LIGHT COMPANY
For the Year Ended December 31, 2024

Provide information regarding individual affiliated transactions in excess of \$500,000. Recurring monthly affiliated transactions which exceed \$500,000 per month should be reported annually in the aggregate. However, each land or property sales transaction even though similar sales recur, should be reported as a "non-recurring" item for the period in which it occurs.

Line No.	Name of Affiliate (a)	Description of Transaction (b)	Dollar Amount (c)
1	Cereal City Solar, LLC	Allocation of Various Project Costs from Affiliate	570,828
2	Florida Southeast Connection, LLC	Natural Gas Purchases from Affiliate	96,919,014
3	FPL Energy Services, Inc.	Federal Tax Distributions/Payments to Affiliate	16,505,356
4	FPL Energy Services, Inc.	State Tax Distributions/Payments to Affiliate	4,641,885
5	FPL Project Management, LLC	Funding of Cash Disbursements to Affiliate	7,667,203
6	FPL Project Management, LLC	Transfer of Employee Incentives from Affiliate	1,333,575
7	FRP Columbia County Solar, LLC	Purchase of Asset/Inventory from Affiliate	1,219,000
8	FRP Gilchrist County Solar, LLC	Purchase of Asset/Inventory from Affiliate	1,219,000
9	FRP Tupelo Solar, LLC	Purchase of Asset/Inventory from Affiliate	965,000
10	KPB Financial Corp.	Non-Qualified Fund Cash Transfer to Affiliate	12,334,569
11	KPB Financial Corp.	State Tax Distributions/Payments to Affiliate	1,015,287
12	KPB Financial Corp.	Storm Fund Transfer to Affiliate	606,125
13	Mobility Energy Holdings, LLC	Sale of Asset/Inventory to Affiliate	517,933
14	NextCity Networks, LLC	Purchase of Asset/Inventory from Affiliate	3,010,071
15	NextEra Energy Capital Holdings, Inc.	Compensation, Deferred Comp, Incentives, Stock Awards, RSA Amortization, Pension & Other Employee Benefits Plans	1,422,653
16	NextEra Energy Capital Holdings, Inc.	Allocation of Vendor Charges to Affiliate	800,000
17	NextEra Energy Constructors, LLC	Purchase of Asset/Inventory from Affiliate	43,564,296
18	NextEra Energy Constructors, LLC	Allocation of Vendor Charges from Affiliate	7,940,427
19	NextEra Energy Constructors, LLC	Project Development Capital Support Received by FPL	2,169,563
20	NextEra Energy Constructors, LLC	Allocation of Project Costs from Affiliate	1,582,927
21	NextEra Energy Constructors, LLC	Sale of Asset/Inventory to Affiliate	1,525,200
22	NextEra Energy Foundation, Inc.	2024 Foundation Contribution to Affiliate	20,000,000
23	NextEra Energy Marketing, LLC	Compensation, Deferred Comp, Incentives, Stock Awards, RSA Amortization, Pension & Other Employee Benefits Plans	38,308,694
24	NextEra Energy Marketing, LLC	Energy Marketing & Trading Services Received by FPL	1,100,000
25	NextEra Energy Point Beach, LLC	Allocation of Vendor Charges to Affiliate	2,269,097
26	NextEra Energy Project Management, LLC	Allocation of Facilities Costs to Affiliate	1,518,253
27	NextEra Energy Resources, LLC	Compensation, Deferred Comp, Incentives, Stock Awards, RSA Amortization, Pension & Other Employee Benefits Plans	46,068,446

ANALYSIS OF DIVERSIFICATION ACTIVITY
Individual Affiliated Transactions in Excess of \$500,000

FLORIDA POWER & LIGHT COMPANY
For the Year Ended December 31, 2024

Provide information regarding individual affiliated transactions in excess of \$500,000. Recurring monthly affiliated transactions which exceed \$500,000 per month should be reported annually in the aggregate. However, each land or property sales transaction even though similar sales recur, should be reported as a "non-recurring" item for the period in which it occurs.

Line No.	Name of Affiliate (a)	Description of Transaction (b)	Dollar Amount (c)
28	NextEra Energy Resources, LLC	Allocation of US Department of Energy Payment from Affiliate	41,958,093
29	NextEra Energy Resources, LLC	Corporate Service Charge to Affiliate	24,276,162
30	NextEra Energy Resources, LLC	Space & Furniture Billing to Affiliate	16,012,168
31	NextEra Energy Resources, LLC	Allocation of Vendor Charges to Affiliate	12,023,225
32	NextEra Energy Resources, LLC	Allocation of Information Technology Costs to Affiliate	3,950,801
33	NextEra Energy Resources, LLC	Allocation of Vendor Charges from Affiliate	3,073,711
34	NextEra Energy Resources, LLC	Allocation of Facilities Costs to Affiliate	2,936,668
35	NextEra Energy Resources, LLC	Allocation of Insurance Premium to Affiliate	673,895
36	NextEra Energy Resources, LLC	Allocation of Project Costs from Affiliate	531,250
37	NextEra Energy Resources, LLC	Allocation of Contractor Costs to Affiliate	530,144
38	NextEra Energy Transmission, LLC	Allocation of Vendor Charges to Affiliate	2,498,424
39	NextEra Energy, Inc.	Dividends Paid to Parent	3,700,000,000
40	NextEra Energy, Inc.	Equity Contribution from Parent	3,400,000,000
41	NextEra Energy, Inc.	Federal Tax Payments/Distributions to Affiliate	567,877,422
42	NextEra Energy, Inc.	Compensation, Deferred Comp, Incentives, Stock Awards, RSA Amortization, Pension & Other Employee Benefits Plans to Affiliate	13,355,448
43	NextEra Energy, Inc.	Compensation, Deferred Comp, Incentives, Stock Awards, RSA Amortization, Pension & Other Employee Benefits Plans from Affiliate	183,208,125
44	NextEra Energy, Inc.	State Tax Distributions/Payments to Affiliate	127,303,982
45	NextEra Energy, Inc.	401K Match Activity Reimbursed to Affiliate	1,146,611
46	NextEra Energy, Inc.	401K Forfeitures Reimbursed by Affiliate	1,125,297
47	Palms Insurance Company, Limited	Reimbursement of Insurance Settlement from Affiliate	1,000,000
48	Palms Insurance Company, Limited	Reimbursement of Workers Comp Losses from Affiliate	740,000
49	Palms Insurance Company, Limited	Contractor Workers' Compensation Insurance Premium to Affiliate	9,316,008
50	Palms Insurance Company, Limited	Employee Workers' Compensation Insurance Premium to Affiliate	902,530
51	Palms Insurance Company, Limited	Excess Liability Premium to Affiliate	3,997,410
52	Palms Insurance Company, Limited	Fleet Vehicle Liability Insurance Premium to Affiliate	7,058,823
53	Sabal Trail Transmission, LLC	Transportation of Natural Gas Provided by Affiliate	317,648,429
	General Comments: Items exclude payments of cash collected on behalf of Affiliates.		

ANALYSIS OF DIVERSIFICATION ACTIVITY
Summary of Affiliated Transfers and Cost Allocations
FLORIDA POWER & LIGHT COMPANY
For the Year Ended December 31, 2024

Grouped by affiliate, list each contract, agreement, or other business transaction exceeding a cumulative amount of \$300 in any one year, entered into between the Respondent and an affiliated business or financial organization, firm, or partnership identifying parties, amounts, dates, and product, asset, or service involved.

- (a) Enter name of affiliate.
(b) Give description of type of service, or name the product involved.
(c) Enter contract or agreement effective dates.
(d) Enter the letter "p" if the service or product is purchased by the Respondent: "s" if the service or product is sold by the Respondent.
(e) Enter utility account number in which charges are recorded.
(f) Enter total amount paid, received, or accrued during the year for each type of service or product listed in column (c). Do not net amounts when services are both received and provided.

Name of Affiliate (a)	Type of Service and/or Name of Product (b)	Relevant Contract or Agreement and Effective Date (c)	Total Charge for Year		
			"P" or "S" (d)	Account Number (e)	Dollar Amount (f)
700 Universe, LLC	Allocation of Contractor Expenses from Affiliate		P	182.3	56,708
Adelanto Solar II LLC	Allocation of Telecommunication Costs		S	146	69
Alandco Inc.	Allocation of Bank Service Fees		S	146	2,089
Alandco Inc.	Reimbursement of Employee Expenses		S	146	1,609
Alandco Inc.	Allocation of Vendor Charges to Affiliate		S	931	1,002
Alandco Inc.	Allocation of Vendor Charges to Affiliate		S	146	13
Alta Wind VIII, LLC	Central Lab Services		S	549	2,500
Alta Wind VIII, LLC	Central Lab Services		S	506	1,469
Alta Wind VIII, LLC	Allocation of Vendor Charges to Affiliate		S	923	295
Alta Wind VIII, LLC	Allocation of Vendor Charges to Affiliate		S	101, 107	49
Amite Solar, LLC	Engineering Construction and Integrated Supply Chain Services		S	146	34,411
Amite Solar, LLC	Information Technology Services		S	146	5,488
Amite Solar, LLC	Power Generation Services		S	146	5,394
Amite Solar, LLC	Allocation of Vendor Charges to Affiliate		S	146	4,161
Amite Solar, LLC	Central Lab Services		S	506	159
Amite Solar, LLC	Allocation of Telecommunication Costs		S	146	49
Amite Solar, LLC	General Counsel and Environmental Services		S	146	6
Anticline Wind, LLC	Engineering Construction and Integrated Supply Chain Services		S	146	115,397
Anticline Wind, LLC	Sale of Asset/Inventory		S	163	104,741
Anticline Wind, LLC	Allocation of Vendor Charges to Affiliate		S	101, 107	73,946
Anticline Wind, LLC	Information Technology Services		S	146	15,338
Anticline Wind, LLC	Sale of Asset/Inventory		S	456	12,302
Anticline Wind, LLC	Allocation of Vendor Charges to Affiliate		S	923	3,000
Anticline Wind, LLC	General Counsel and Environmental Services		S	146	2,789
Anticline Wind, LLC	Allocation of Vendor Charges to Affiliate		S	926	1,461
Anticline Wind, LLC	Central Lab Services		S	549	540
Anticline Wind, LLC	Central Lab Services		S	506	317
Anticline Wind, LLC	Allocation of Telecommunication Costs		S	146	212
Appaloosa Run Wind, LLC	Central Lab Services		S	549	1,495
Appaloosa Run Wind, LLC	Human Resources Services		S	146	893
Appaloosa Run Wind, LLC	Central Lab Services		S	506	878
Appleseed Solar, LLC	Engineering Construction and Integrated Supply Chain Services		S	146	143,053
Appleseed Solar, LLC	Allocation of Vendor Charges to Affiliate		S	101, 107	73,948
Appleseed Solar, LLC	Information Technology Services		S	146	5,488

ANALYSIS OF DIVERSIFICATION ACTIVITY
Summary of Affiliated Transfers and Cost Allocations

FLORIDA POWER & LIGHT COMPANY
For the Year Ended December 31, 2024

Name of Affiliate (a)	Type of Service and/or Name of Product (b)	Relevant Contract or Agreement and Effective Date (c)	"P" or "S" (d)	Account Number (e)	Dollar Amount (f)
Appleseed Solar, LLC	Allocation of Vendor Charges to Affiliate		S	146	5,042
Appleseed Solar, LLC	Allocation of Vendor Charges to Affiliate		S	926	1,544
Appleseed Solar, LLC	Central Lab Services		S	549	540
Appleseed Solar, LLC	General Counsel and Environmental Services		S	146	435
Appleseed Solar, LLC	Allocation of Vendor Charges to Affiliate		S	921	390
Arlington Energy Center II, LLC	Allocation of Vendor Charges to Affiliate		S	146	85,504
Arlington Energy Center II, LLC	Engineering Construction and Integrated Supply Chain Services		S	146	52,618
Arlington Energy Center II, LLC	Allocation of Vendor Charges from Affiliate		P	232	5,819
Arlington Energy Center II, LLC	General Counsel and Environmental Services		S	146	2,867
Arlington Energy Center II, LLC	Allocation of Contractor Expenses from Affiliate		P	232	2,117
Arlington Energy Center II, LLC	Allocation of Temporary Labor Management Fee		S	146	1,230
Arlington Energy Center II, LLC	Information Technology Services		S	923	295
Arlington Energy Center II, LLC	Power Generation Services		S	146	105
Arlington Energy Center II, LLC	Information Technology Services		S	101, 107	49
Arlington Energy Center II, LLC	Power Delivery Services		S	146	6
Arlington Energy Center III, LLC	Engineering Construction and Integrated Supply Chain Services		S	146	27,655
Arlington Energy Center III, LLC	Reimbursement of Employee Expenses		S	146	4,468
Armadillo Flats Wind Project, LLC	Power Generation Services		S	146	1,917
Armadillo Flats Wind Project, LLC	Human Resources Services		S	146	132
Ashtabula Wind I, LLC	Central Lab Services		S	549	2,221
Ashtabula Wind I, LLC	Allocation of Vendor Charges to Affiliate		S	146	114
Ashtabula Wind I, LLC	Allocation of Vendor Charges to Affiliate		S	101, 107	49
Ashtabula Wind I, LLC	Allocation of Vendor Charges to Affiliate		S	921	33
Ashtabula Wind I, LLC	Allocation of Vendor Charges to Affiliate		S	Various	1
Ashtabula Wind II, LLC	Power Generation Services		S	146	1,657
Ashtabula Wind II, LLC	Central Lab Services		S	549	1,436
Ashtabula Wind II, LLC	Allocation of Vendor Charges to Affiliate		S	921	19
Babbitt Ranch Energy Center, LLC	Central Lab Services		S	549	1,048
Babbitt Ranch Energy Center, LLC	Allocation of Telecommunication Costs		S	146	804
Babbitt Ranch Energy Center, LLC	Central Lab Services		S	506	615
Babbitt Ranch Energy Center, LLC	Allocation of Vendor Charges to Affiliate		S	923	295
Babbitt Ranch Energy Center, LLC	Allocation of Vendor Charges to Affiliate		S	101, 107	49
Babbitt Ranch Energy Center, LLC	Allocation of Vendor Charges to Affiliate		S	910	5
Babbitt Ranch Energy Center, LLC	Allocation of Vendor Charges to Affiliate		S	Various	1
Babbitt Ranch Energy Center, LLC	Allocation of Vendor Charges to Affiliate		S	921	1
Baldwin Wind Energy, LLC	Central Lab Services		S	506	988
Bell Ridge Solar, LLC	Power Generation Services		S	146	19,782
Bell Ridge Solar, LLC	Central Lab Services		S	506	441

ANALYSIS OF DIVERSIFICATION ACTIVITY
Summary of Affiliated Transfers and Cost Allocations

FLORIDA POWER & LIGHT COMPANY
For the Year Ended December 31, 2024

Name of Affiliate (a)	Type of Service and/or Name of Product (b)	Relevant Contract or Agreement and Effective Date (c)	Charge for Year		
			"P" or "S" (d)	Account Number (e)	Dollar Amount (f)
Bell Ridge Solar, LLC	Allocation of Telecommunication Costs		S	146	190
Big Cypress Solar, LLC	Engineering Construction and Integrated Supply Chain Services		S	146	38,899
Big Cypress Solar, LLC	Reimbursement of Employee Expenses		S	146	8,231
Big Cypress Solar, LLC	Central Lab Services		S	549	455
Big Cypress Solar, LLC	Allocation of Vendor Charges to Affiliate		S	923	200
Big Cypress Solar, LLC	General Counsel and Environmental Services		S	146	45
Big Cypress Solar, LLC	Power Delivery Services		S	146	5
Blackwell Wind Energy, LLC	Central Lab Services		S	549	300
Blackwell Wind Energy, LLC	Central Lab Services		S	506	176
Blackwell Wind Energy, LLC	Allocation of Vendor Charges to Affiliate		S	921	19
Blue Summit I Wind, LLC	Power Generation Services		S	146	2,444
Blue Summit I Wind, LLC	Central Lab Services		S	549	609
Blue Summit I Wind, LLC	Central Lab Services		S	506	358
Blue Summit II Wind, LLC	Central Lab Services		S	549	640
Blue Summit II Wind, LLC	Central Lab Services		S	506	376
Blue Summit III Wind, LLC	Allocation of Vendor Charges to Affiliate		S	146	113,481
Blue Summit III Wind, LLC	Power Generation Services		S	146	68,312
Blue Summit III Wind, LLC	Allocation of Telecommunication Costs		S	146	1,979
Blue Summit III Wind, LLC	Allocation of Temporary Labor Management Fee		S	146	1,687
Blue Summit III Wind, LLC	Central Lab Services		S	506	814
Blue Summit III Wind, LLC	Allocation of Vendor Charges to Affiliate		S	923	590
Blue Summit III Wind, LLC	Allocation of Vendor Charges to Affiliate		S	101, 107	98
Blue Summit III Wind, LLC	Human Resources Services		S	146	64
Blue Summit III Wind, LLC	Information Technology Services		S	101, 107	49
Blue Summit III Wind, LLC	Allocation of Vendor Charges to Affiliate		S	910	10
Blue Summit III Wind, LLC	Information Technology Services		S	910	5
Blue Summit III Wind, LLC	Information Technology Services		S	Various	1
Blue Summit Storage, LLC	Power Generation Services		S	146	3,045
Bluebell Solar II, LLC	Power Generation Services		S	146	1,662
Bluebell Solar, LLC	Power Generation Services		S	146	2,678
Bluebell Solar, LLC	Central Lab Services		S	506	317
Blythe Solar 110, LLC	Allocation of Vendor Charges to Affiliate		S	101, 107	53,120
Blythe Solar 110, LLC	Allocation of Telecommunication Costs		S	146	1,775
Blythe Solar 110, LLC	Allocation of Telecommunication Costs		P	921	61
Blythe Solar II, LLC	Allocation of Vendor Charges to Affiliate		S	146	3,979
Blythe Solar II, LLC	Human Resources Services		S	146	86
Blythe Solar III, LLC	Power Generation Services		S	146	27,699
Blythe Solar III, LLC	Reimbursement of Employee Expenses		S	146	11,885
Blythe Solar III, LLC	Allocation of Contractor Expenses from Affiliate		P	232	4,312
Blythe Solar III, LLC	Purchase of Asset/Inventory		P	101, 107, 154	389
Blythe Solar IV, LLC	Engineering Construction and Integrated Supply Chain Services		S	146	32,529
Blythe Solar IV, LLC	Allocation of Telecommunication Costs		S	921	83

ANALYSIS OF DIVERSIFICATION ACTIVITY
Summary of Affiliated Transfers and Cost Allocations

FLORIDA POWER & LIGHT COMPANY
For the Year Ended December 31, 2024

Name of Affiliate (a)	Type of Service and/or Name of Product (b)	Relevant Contract or Agreement and Effective Date (c)	Charge for Year		
			"P" or "S" (d)	Account Number (e)	Dollar Amount (f)
Blythe Solar IV, LLC	Allocation of Telecommunication Costs		S	146	22
Borderlands Wind, LLC	Human Resources Services		S	146	2,480
Borderlands Wind, LLC	Reimbursement of Employee Expenses		S	146	1,909
Borderlands Wind, LLC	Allocation of Telecommunication Costs		S	146	1,523
Borderlands Wind, LLC	Central Lab Services		S	549	181
Borderlands Wind, LLC	Central Lab Services		S	506	106
Bornish Wind, LP	Power Generation Services		S	146	1,187
Bornish Wind, LP	Central Lab Services		S	506	1,029
Bornish Wind, LP	Allocation of Vendor Charges to Affiliate		S	923	590
Bornish Wind, LP	Reimbursement of Employee Expenses		S	146	189
Bornish Wind, LP	Human Resources Services		S	146	132
Bornish Wind, LP	Allocation of Vendor Charges to Affiliate		S	101, 107	98
Bornish Wind, LP	Allocation of Vendor Charges to Affiliate		S	910	10
Bornish Wind, LP	Allocation of Vendor Charges to Affiliate		S	Various	2
Boulevard Associates, LLC	Allocation of Vendor Charges to Affiliate		S	921	11
Brady Wind II, LLC	Central Lab Services		S	549	2,680
Brady Wind II, LLC	Power Generation Services		S	146	2,551
Brady Wind II, LLC	Allocation of Vendor Charges to Affiliate		S	146	2,003
Brady Wind II, LLC	Human Resources Services		S	146	66
Brady Wind II, LLC	Allocation of Temporary Labor Management Fee		S	146	43
Brady Wind, LLC	Power Generation Services		S	146	3,260
Brady Wind, LLC	Allocation of Vendor Charges to Affiliate		S	923	2,066
Brady Wind, LLC	Information Technology Services		S	923	590
Brady Wind, LLC	Information Technology Services		S	101, 107	98
Brady Wind, LLC	Allocation of Vendor Charges to Affiliate		S	910	34
Brady Wind, LLC	Allocation of Vendor Charges to Affiliate		S	Various	7
Brady Wind, LLC	Information Technology Services		S	Various	2
Breckinridge Energy Storage, LLC	Allocation of Vendor Charges to Affiliate		S	146	3,094
Breckinridge Wind Project, LLC	Central Lab Services		S	549	1,030
Breckinridge Wind Project, LLC	Central Lab Services		S	506	605
Brevard Energy LLC	Natural Gas Purchases from Affiliate		P	555.1	664,065
Brevard Energy LLC	Natural Gas Purchases from Affiliate		P	908	(1,925)
Brickyard Solar, LLC	Engineering Construction and Integrated Supply Chain Services		S	146	2,127
Brickyard Solar, LLC	Reimbursement of Employee Expenses		S	146	164
Bronco Plains Wind II, LLC	Central Lab Services		S	549	1,407
Bronco Plains Wind II, LLC	Engineering Construction and Integrated Supply Chain Services		S	146	1,178
Bronco Plains Wind II, LLC	Human Resources Services		S	146	742
Bronco Plains Wind II, LLC	Allocation of Vendor Charges to Affiliate		S	923	590

ANALYSIS OF DIVERSIFICATION ACTIVITY
Summary of Affiliated Transfers and Cost Allocations

FLORIDA POWER & LIGHT COMPANY
For the Year Ended December 31, 2024

Name of Affiliate (a)	Type of Service and/or Name of Product (b)	Relevant Contract or Agreement and Effective Date (c)	Charge for Year		
			"P" or "S" (d)	Account Number (e)	Dollar Amount (f)
Bronco Plains Wind II, LLC	Allocation of Vendor Charges to Affiliate		S	101, 107	98
Bronco Plains Wind II, LLC	Allocation of Vendor Charges to Affiliate		S	910	10
Bronco Plains Wind II, LLC	Allocation of Vendor Charges to Affiliate		S	Various	2
Bronco Plains Wind, LLC	Central Lab Services		S	549	1,504
Bronco Plains Wind, LLC	Central Lab Services		S	506	883
Bronson Solar, LLC	Reimbursement of Employee Expenses		S	146	4,944
Bronson Solar, LLC	Information Technology Services		S	146	2,263
Brookview Solar I, LLC	Engineering Construction and Integrated Supply Chain Services		S	146	10,797
BT Hickerson Solar, LLC	Engineering Construction and Integrated Supply Chain Services		S	146	34,757
BT Hickerson Solar, LLC	Allocation of Vendor Charges to Affiliate		S	146	10,292
BT Hickerson Solar, LLC	Information Technology Services		S	146	7,668
BT Hickerson Solar, LLC	Reimbursement of Employee Expenses		S	146	3,053
BT Hickerson Solar, LLC	Allocation of Vendor Charges to Affiliate		S	926	2,445
BT Hickerson Solar, LLC	Allocation of Vendor Charges to Affiliate		S	921	2,383
BT Hickerson Solar, LLC	Power Delivery Services		S	146	2,037
BT Hickerson Solar, LLC	Allocation of Vendor Charges to Affiliate		S	923	1,750
BT Hickerson Solar, LLC	Allocation of Vendor Charges to Affiliate		S	101, 107	162
BT Hickerson Solar, LLC	Allocation of Telecommunication Costs		S	146	50
BT Hickerson Solar, LLC	Allocation of Vendor Charges to Affiliate		S	910	15
BT Hickerson Solar, LLC	Allocation of Vendor Charges to Affiliate		S	Various	3
Buena Vista Energy Center, LLC	Allocation of Vendor Charges to Affiliate		S	146	6,426
Buena Vista Energy Center, LLC	General Counsel and Environmental Services		S	146	717
Buena Vista Energy Center, LLC	Allocation of Telecommunication Costs		S	Various	8
Buffalo Ridge Wind, LLC	Allocation of Vendor Charges to Affiliate		S	146	1,989
Buffalo Ridge Wind, LLC	Central Lab Services		S	506	1,041
Buffalo Ridge Wind, LLC	Allocation of Vendor Charges to Affiliate		S	101, 107	49
Buffalo Ridge Wind, LLC	Allocation of Vendor Charges to Affiliate		S	910	5
Buffalo Ridge Wind, LLC	Allocation of Vendor Charges to Affiliate		S	Various	1
Butler Ridge Wind Energy Center, LLC	Power Generation Services		S	146	2,691
Butler Ridge Wind Energy Center, LLC	Allocation of Vendor Charges to Affiliate		S	923	295
Butler Ridge Wind Energy Center, LLC	Allocation of Vendor Charges to Affiliate		S	101, 107	49
Butler Ridge Wind Energy Center, LLC	Allocation of Vendor Charges to Affiliate		S	910	5
Caddeaux Gathering, LLC	Allocation of Vendor Charges to Affiliate		S	921	848
Caddeaux Gathering, LLC	Allocation of Vendor Charges to Affiliate		S	146	746
Caddeaux Gathering, LLC	Information Technology Services		S	146	741
Caddeaux Gathering, LLC	Information Technology Services		S	923	590
Caddeaux Gathering, LLC	Allocation of Vendor Charges to Affiliate		S	923	295
Caddeaux Gathering, LLC	Allocation of Vendor Charges to Affiliate		S	101, 107	126
Caddeaux Gathering, LLC	Information Technology Services		S	101, 107	98

ANALYSIS OF DIVERSIFICATION ACTIVITY
Summary of Affiliated Transfers and Cost Allocations

FLORIDA POWER & LIGHT COMPANY
For the Year Ended December 31, 2024

Name of Affiliate (a)	Type of Service and/or Name of Product (b)	Relevant Contract or Agreement and Effective Date (c)	Charge for Year		
			"P" or "S" (d)	Account Number (e)	Dollar Amount (f)
Caddeaux Gathering, LLC	Information Technology Services		S	910	10
Callahan Wind Divide, LLC	Power Generation Services		S	146	9,421
Callahan Wind Divide, LLC	Central Lab Services		S	506	355
Callahan Wind Divide, LLC	Allocation of Telecommunication Costs		P	921	15
Canyon Wind Energy, LLC	Human Resources Services		S	146	2,019
Canyon Wind Energy, LLC	Central Lab Services		S	549	1,745
Canyon Wind Energy, LLC	Central Lab Services		S	506	1,025
Canyon Wind Energy, LLC	Allocation of Vendor Charges to Affiliate		S	923	590
Canyon Wind Energy, LLC	Allocation of Telecommunication Costs		S	146	399
Canyon Wind Energy, LLC	Reimbursement of Employee Expenses		S	146	325
Canyon Wind Energy, LLC	Allocation of Temporary Labor Management Fee		S	146	143
Canyon Wind Energy, LLC	Allocation of Vendor Charges to Affiliate		S	101, 107	98
Canyon Wind Energy, LLC	Allocation of Vendor Charges to Affiliate		S	910	10
Canyon Wind Energy, LLC	Allocation of Vendor Charges to Affiliate		S	Various	2
Cap Ridge Interconnection, LLC	Information Technology Services		S	146	7,585
Cap Ridge Interconnection, LLC	Central Lab Services		S	549	150
Cap Ridge Interconnection, LLC	Central Lab Services		S	506	88
Cap Ridge Wind I, LLC	Power Generation Services		S	146	5,225
Cap Ridge Wind I, LLC	Central Lab Services		S	506	377
Cap Ridge Wind I, LLC	Reimbursement of Employee Expenses		S	146	16
Cap Ridge Wind II, LLC	Power Generation Services		S	146	2,794
Cap Ridge Wind II, LLC	Central Lab Services		S	549	300
Cap Ridge Wind II, LLC	Allocation of Telecommunication Costs		P	234	6
Cap Ridge Wind III, LLC	Power Generation Services		S	146	4,262
Cap Ridge Wind III, LLC	Allocation of Temporary Labor Management Fee		S	146	341
Cap Ridge Wind IV, LLC	Central Lab Services		S	549	449
Cap Ridge Wind IV, LLC	Central Lab Services		S	506	264
Carol Renewable Energy, LLC	Engineering Construction and Integrated Supply Chain Services		S	146	87,344
Carol Renewable Energy, LLC	Allocation of Vendor Charges to Affiliate		S	146	63,028
Carol Renewable Energy, LLC	Information Technology Services		S	146	2,511
Carousel Wind Farm, LLC	Human Resources Services		S	146	260
Casa Mesa Wind, LLC	Allocation of Telecommunication Costs		S	146	2,996
Casa Mesa Wind, LLC	Allocation of Vendor Charges to Affiliate		S	146	1,867
Casa Mesa Wind, LLC	Human Resources Services		S	146	264
Casa Mesa Wind, LLC	Allocation of Telecommunication Costs		P	921	82
Casa Mesa Wind, LLC	Allocation of Telecommunication Costs		S	Various	56
Cavalry Energy Center, LLC	Allocation of Vendor Charges to Affiliate		S	146	2,037
Cavalry Energy Center, LLC	General Counsel and Environmental Services		S	146	1,932
Cavalry Energy Center, LLC	Reimbursement of Employee Expenses		S	146	1,291
Cavalry Energy Center, LLC	Allocation of Telecommunication Costs		S	921	64
Cavalry Energy Center, LLC	Allocation of Telecommunication Costs		S	Various	37

ANALYSIS OF DIVERSIFICATION ACTIVITY
Summary of Affiliated Transfers and Cost Allocations

FLORIDA POWER & LIGHT COMPANY
For the Year Ended December 31, 2024

Name of Affiliate (a)	Type of Service and/or Name of Product (b)	Relevant Contract or Agreement and Effective Date (c)	Charge for Year		
			"P" or "S" (d)	Account Number (e)	Dollar Amount (f)
Cedar Bay Generating Company, LLC	Funding of Cash Disbursements		S	131	2,304,369
Cedar Bay Generating Company, LLC	Allocation of Vendor Charges to Affiliate		S	146	297,672
Cedar Bay Generating Company, LLC	Power Generation Services		S	146	259,098
Cedar Bay Generating Company, LLC	Reimbursement of Employee Expenses		S	146	96,066
Cedar Bay Generating Company, LLC	Allocation of Temporary Labor Management Fee		S	146	4,657
Cedar Bay Generating Company, LLC	Allocation of Vendor Charges to Affiliate		S	921	148
Cedar Bay Generating Company, LLC	General Counsel and Environmental Services		S	146	43
Cedar Bay Generating Company, LLC	Allocation of Vendor Charges to Affiliate		S	910	2
Cedar Bluff Wind, LLC	Allocation of Vendor Charges to Affiliate		S	923	590
Cedar Bluff Wind, LLC	Central Lab Services		S	506	176
Cedar Bluff Wind, LLC	Human Resources Services		S	146	133
Cedar Bluff Wind, LLC	Allocation of Vendor Charges to Affiliate		S	101, 107	98
Cedar Bluff Wind, LLC	Allocation of Vendor Charges to Affiliate		S	910	10
Cedar Bluff Wind, LLC	Allocation of Vendor Charges to Affiliate		S	Various	2
Cedar Point II Limited Partnership	Central Lab Services		S	549	630
Cedar Point II Limited Partnership	Central Lab Services		S	506	370
Cedar Point II Limited Partnership	Human Resources Services		S	146	261
Cedar Point II Limited Partnership	General Counsel and Environmental Services		S	146	142
Cedar Springs Wind III, LLC	Allocation of Vendor Charges to Affiliate		S	146	120
Cedar Springs Wind IV, LLC	Engineering Construction and Integrated Supply Chain Services		S	146	100,089
Cedar Springs Wind IV, LLC	Allocation of Vendor Charges to Affiliate		S	146	38,763
Cedar Springs Wind IV, LLC	Information Technology Services		S	146	23,876
Cedar Springs Wind IV, LLC	General Counsel and Environmental Services		S	146	1,596
Cedar Springs Wind IV, LLC	Allocation of Vendor Charges to Affiliate		S	926	1,515
Cedar Springs Wind IV, LLC	Human Resources Services		S	146	1,143
Cedar Springs Wind IV, LLC	Central Lab Services		S	549	1,081
Cedar Springs Wind IV, LLC	Marketing and Communication Services		S	146	890
Cedar Springs Wind IV, LLC	Central Lab Services		S	506	635
Cedar Springs Wind, LLC	Central Lab Services		S	549	1,918
Cedar Springs Wind, LLC	Central Lab Services		S	506	1,126
Cedar Springs Wind, LLC	Allocation of Vendor Charges to Affiliate		S	921	561
Cedar Springs Wind, LLC	Human Resources Services		S	146	194
Cedar Springs Wind, LLC	Reimbursement of Employee Expenses		S	146	148
Cedar Springs Wind, LLC	Allocation of Vendor Charges to Affiliate		S	101, 107	49
Cedar Springs Wind, LLC	Allocation of Vendor Charges to Affiliate		S	910	5
Cedar Springs Wind, LLC	Allocation of Vendor Charges to Affiliate		S	Various	1
Cereal City Solar, LLC	Engineering Construction and Integrated Supply Chain Services		S	146	11,730
Cereal City Solar, LLC	Central Lab Services		S	506	445
Cereal City Solar, LLC	Allocation of Telecommunication Costs		S	146	271
Cerro Gordo Wind LLC	Central Lab Services		S	549	702

ANALYSIS OF DIVERSIFICATION ACTIVITY
Summary of Affiliated Transfers and Cost Allocations

FLORIDA POWER & LIGHT COMPANY
For the Year Ended December 31, 2024

Name of Affiliate (a)	Type of Service and/or Name of Product (b)	Relevant Contract or Agreement and Effective Date (c)	Charge for Year		
			"P" or "S" (d)	Account Number (e)	Dollar Amount (f)
Cerro Gordo Wind LLC	Power Generation Services		S	146	435
Cerro Gordo Wind LLC	Central Lab Services		S	506	412
Chariot Solar, LLC	Reimbursement of Employee Expenses		S	146	1,582
Chariot Solar, LLC	Engineering Construction and Integrated Supply Chain Services		S	146	177
Chariot Solar, LLC	Allocation of Vendor Charges to Affiliate		S	926	142
Chaves County Solar II, LLC	Allocation of Vendor Charges from Affiliate		P	232	851
Chaves County Solar II, LLC	Engineering Construction and Integrated Supply Chain Services		S	146	725
Chaves County Solar II, LLC	General Counsel and Environmental Services		S	146	641
Chaves County Solar, LLC	Allocation of Vendor Charges to Affiliate		S	146	431
Chaves County Solar, LLC	Central Lab Services		S	549	300
Chaves County Solar, LLC	Allocation of Vendor Charges to Affiliate		S	923	295
Chaves County Solar, LLC	Central Lab Services		S	506	176
Chaves County Solar, LLC	Allocation of Vendor Charges to Affiliate		S	101, 107	49
Chaves County Solar, LLC	Allocation of Temporary Labor Management Fee		S	146	9
Chaves County Solar, LLC	Allocation of Vendor Charges to Affiliate		S	910	5
Chaves County Solar, LLC	Allocation of Vendor Charges to Affiliate		S	Various	1
Cherrywood Solar I, LLC	Allocation of Vendor Charges to Affiliate		S	146	5,512
Cherrywood Solar I, LLC	Information Technology Services		S	146	2,263
Cherrywood Solar I, LLC	General Counsel and Environmental Services		S	146	1,094
Cherrywood Solar I, LLC	Allocation of Vendor Charges to Affiliate		S	926	528
Cherrywood Solar I, LLC	Reimbursement of Employee Expenses		S	146	348
Cherrywood Solar I, LLC	Allocation of Temporary Labor Management Fee		S	146	32
Chesapeake Solar Project, LLC	Power Generation Services		S	146	12,787
Chesapeake Solar Project, LLC	Allocation of Vendor Charges to Affiliate		S	146	5,014
Chesapeake Solar Project, LLC	Allocation of Vendor Charges from Affiliate		P	232	1,352
Chesapeake Solar Project, LLC	Central Lab Services		S	549	1,031
Chesapeake Solar Project, LLC	Central Lab Services		S	506	605
Chesapeake Solar Project, LLC	Power Delivery Services		S	146	188
Chesapeake Solar Project, LLC	Engineering Construction and Integrated Supply Chain Services		S	146	103
Chicot Solar, LLC	Central Lab Services		S	549	150
Chicot Solar, LLC	Central Lab Services		S	506	88
Cimarron Wind Energy, LLC	Allocation of Telecommunication Costs		S	146	59
Circleville Solar, LLC	Allocation of Vendor Charges to Affiliate		S	146	248
Circleville Solar, LLC	Engineering Construction and Integrated Supply Chain Services		S	146	177
Clearwater Energy Resources LLC	Engineering Construction and Integrated Supply Chain Services		S	146	11,644
Clearwater Energy Resources LLC	Allocation of Telecommunication Costs		S	146	6,900
Clearwater Energy Resources LLC	Allocation of Vendor Charges to Affiliate		S	921	200
Clearwater Energy Resources LLC	General Counsel and Environmental Services		S	146	47
Clearwater Wind East, LLC	Central Lab Services		S	549	1,542
Clearwater Wind East, LLC	Central Lab Services		S	506	906

ANALYSIS OF DIVERSIFICATION ACTIVITY
Summary of Affiliated Transfers and Cost Allocations

FLORIDA POWER & LIGHT COMPANY
For the Year Ended December 31, 2024

Name of Affiliate (a)	Type of Service and/or Name of Product (b)	Relevant Contract or Agreement and Effective Date (c)	Charge for Year		
			"P" or "S" (d)	Account Number (e)	Dollar Amount (f)
Clearwater Wind East, LLC	Information Technology Services		S	146	724
Clearwater Wind East, LLC	Allocation of Vendor Charges to Affiliate		S	146	715
Clearwater Wind East, LLC	Information Technology Services		S	923	295
Clearwater Wind East, LLC	Allocation of Vendor Charges to Affiliate		S	923	295
Clearwater Wind East, LLC	General Counsel and Environmental Services		S	146	105
Clearwater Wind East, LLC	Allocation of Vendor Charges to Affiliate		S	146	60
Clearwater Wind East, LLC	Information Technology Services		S	101, 107	49
Clearwater Wind East, LLC	Allocation of Vendor Charges to Affiliate		S	101, 107	49
Clearwater Wind East, LLC	Allocation of Vendor Charges to Affiliate		S	910	5
Clearwater Wind East, LLC	Information Technology Services		S	910	5
Clearwater Wind East, LLC	Allocation of Vendor Charges to Affiliate		S	Various	1
Clearwater Wind I, LLC	Power Generation Services		S	146	3,323
Clearwater Wind I, LLC	Central Lab Services		S	549	2,755
Clearwater Wind I, LLC	Allocation of Vendor Charges to Affiliate		S	923	1,180
Clearwater Wind I, LLC	Allocation of Telecommunication Costs		S	146	508
Clearwater Wind I, LLC	Allocation of Vendor Charges to Affiliate		S	921	331
Clearwater Wind I, LLC	Allocation of Vendor Charges to Affiliate		S	101, 107	251
Clearwater Wind I, LLC	Allocation of Vendor Charges to Affiliate		S	910	25
Clearwater Wind I, LLC	Allocation of Vendor Charges to Affiliate		S	Various	5
Clearwater Wind II, LLC	Central Lab Services		S	506	910
Clearwater Wind II, LLC	Allocation of Vendor Charges to Affiliate		S	921	561
Clearwater Wind II, LLC	Allocation of Vendor Charges to Affiliate		S	923	295
Clearwater Wind II, LLC	Allocation of Temporary Labor Management Fee		S	146	86
Clearwater Wind II, LLC	Allocation of Vendor Charges to Affiliate		S	101, 107	49
Clearwater Wind II, LLC	Allocation of Vendor Charges to Affiliate		S	910	5
Clearwater Wind II, LLC	Power Delivery Services		S	146	3
Clearwater Wind II, LLC	Allocation of Vendor Charges to Affiliate		S	Various	1
Clearwater Wind III, LLC	Engineering Construction and Integrated Supply Chain Services		S	146	105,787
Clearwater Wind III, LLC	Allocation of Vendor Charges to Affiliate		S	101, 107	20,826
Clearwater Wind III, LLC	Information Technology Services		S	146	5,488
Clearwater Wind III, LLC	General Counsel and Environmental Services		S	146	1,451
Clearwater Wind III, LLC	Allocation of Vendor Charges to Affiliate		S	923	400
Clearwater Wind III, LLC	Allocation of Vendor Charges to Affiliate		S	921	2
Coastal Prairie Solar LLC	Corporate Real Estate Services		S	146	455
Coastal Prairie Solar LLC	Allocation of Vendor Charges to Affiliate		S	926	196
Coastal Prairie Solar LLC	Engineering Construction and Integrated Supply Chain Services		S	146	177
Coffee County LFG, LLC	Allocation of Vendor Charges to Affiliate		S	146	487,211
Coffee County LFG, LLC	Engineering Construction and Integrated Supply Chain Services		S	146	46,141
Coffee County LFG, LLC	Allocation of Temporary Labor Management Fee		S	146	8,757

ANALYSIS OF DIVERSIFICATION ACTIVITY
Summary of Affiliated Transfers and Cost Allocations

FLORIDA POWER & LIGHT COMPANY
For the Year Ended December 31, 2024

Name of Affiliate (a)	Type of Service and/or Name of Product (b)	Relevant Contract or Agreement and Effective Date (c)	Charge for Year		
			"P" or "S" (d)	Account Number (e)	Dollar Amount (f)
Coffee County LFG, LLC	Allocation of Contractor Expenses from Affiliate		P	232	5,459
Coffee County LFG, LLC	Allocation of Vendor Charges from Affiliate		P	232	5,235
Coffee County LFG, LLC	Allocation of Telecommunication Costs		S	146	333
Coffee County LFG, LLC	Allocation of Telecommunication Costs		S	921	89
Coffee County LFG, LLC	Allocation of Telecommunication Costs		S	Various	51
Colwich Solar, LLC	Engineering Construction and Integrated Supply Chain Services		S	146	9,967
Compadre Solar, LLC	Allocation of Vendor Charges to Affiliate		S	101, 107	22,053
Compadre Solar, LLC	Information Technology Services		S	146	5,488
Compadre Solar, LLC	Allocation of Vendor Charges to Affiliate		S	146	4,292
Cool Springs Solar, LLC	Sale of Asset/Inventory		S	456	4,112
Cool Springs Solar, LLC	Allocation of Telecommunication Costs		S	146	867
Cool Springs Solar, LLC	Central Lab Services		S	549	450
Cool Springs Solar, LLC	Central Lab Services		S	506	264
Cool Springs Solar, LLC	Sale of Asset/Inventory		S	421	30
Coram Energy LLC	Central Lab Services		S	549	340
Corby Energy Storage, LLC	Engineering Construction and Integrated Supply Chain Services		S	146	132,009
Corby Energy Storage, LLC	Reimbursement of Employee Expenses		S	146	224
Cottonwood Wind Project, LLC	Central Lab Services		S	549	1,099
Cottonwood Wind Project, LLC	Central Lab Services		S	506	645
Cottonwood Wind Project, LLC	Allocation of Vendor Charges to Affiliate		S	923	295
Cottonwood Wind Project, LLC	Allocation of Vendor Charges to Affiliate		S	910	7
Cottonwood Wind Project, LLC	Allocation of Vendor Charges to Affiliate		S	Various	2
Crow Creek Solar, LLC	Engineering Construction and Integrated Supply Chain Services		S	146	43,125
Crow Creek Solar, LLC	Allocation of Vendor Charges to Affiliate		S	923	295
Crow Creek Solar, LLC	Allocation of Vendor Charges to Affiliate		S	101, 107	49
Crowned Ridge Wind, LLC	Allocation of Vendor Charges to Affiliate		S	146	29,071
Crowned Ridge Wind, LLC	Central Lab Services		S	549	2,718
Crowned Ridge Wind, LLC	Central Lab Services		S	506	1,596
Crowned Ridge Wind, LLC	Allocation of Temporary Labor Management Fee		S	146	311
Crowned Ridge Wind, LLC	Reimbursement of Employee Expenses		S	146	178
Crowned Ridge Wind, LLC	Marketing & Communication Services		S	923	76
Crowned Ridge Wind, LLC	Allocation of Vendor Charges to Affiliate		S	910	5
Crowned Ridge Wind, LLC	Allocation of Vendor Charges to Affiliate		S	Various	1
Crystal Lake Wind Energy I, LLC	Allocation of Vendor Charges to Affiliate		S	146	5,535
Crystal Lake Wind Energy I, LLC	Allocation of Telecommunication Costs		P	921	2
Crystal Lake Wind Energy II, LLC	Central Lab Services		S	549	1,549
Crystal Lake Wind Energy II, LLC	Power Generation Services		S	146	1,187
Crystal Lake Wind Energy II, LLC	Central Lab Services		S	506	910
Crystal Lake Wind Energy II, LLC	General Counsel and Environmental Services		S	146	302
Crystal Lake Wind Energy II, LLC	Allocation of Vendor Charges to Affiliate		S	923	295
Crystal Lake Wind Energy II, LLC	Allocation of Vendor Charges to Affiliate		S	921	64
Crystal Lake Wind Energy II, LLC	Allocation of Vendor Charges to Affiliate		S	101, 107	49

ANALYSIS OF DIVERSIFICATION ACTIVITY
Summary of Affiliated Transfers and Cost Allocations

FLORIDA POWER & LIGHT COMPANY
For the Year Ended December 31, 2024

Name of Affiliate (a)	Type of Service and/or Name of Product (b)	Relevant Contract or Agreement and Effective Date (c)	Charge for Year		
			"P" or "S" (d)	Account Number (e)	Dollar Amount (f)
Crystal Lake Wind Energy II, LLC	Allocation of Vendor Charges to Affiliate		S	910	5
Crystal Lake Wind Energy II, LLC	Allocation of Vendor Charges to Affiliate		S	Various	1
Crystal Lake Wind Energy III, LLC	Power Generation Services		S	146	1,950
Crystal Lake Wind Energy III, LLC	Central Lab Services		S	549	769
Dallas Clean Energy McCommas Bluff, LLC	Reimbursement of Employee Expenses		S	146	2,457
Dallas Clean Energy McCommas Bluff, LLC	Allocation of Vendor Charges to Affiliate		S	921	2,092
Dallas Clean Energy McCommas Bluff, LLC	Human Resources Services		S	146	1,385
Dallas Clean Energy McCommas Bluff, LLC	Allocation of Vendor Charges to Affiliate		S	923	590
Dallas Clean Energy McCommas Bluff, LLC	Allocation of Vendor Charges to Affiliate		S	101, 107	98
Dallas Clean Energy McCommas Bluff, LLC	Allocation of Vendor Charges to Affiliate		S	910	10
Dallas Clean Energy McCommas Bluff, LLC	Allocation of Vendor Charges to Affiliate		S	Various	2
Dallas County Solar, LLC	Engineering Construction and Integrated Supply Chain Services		S	146	16,504
Dallas County Solar, LLC	Information Technology Services		S	146	2,421
Data Center Investments, LLC	Reimbursement of Employee Expenses		S	146	354
Day County Wind I, LLC	Central Lab Services		S	549	404
Day County Wind I, LLC	Allocation of Vendor Charges to Affiliate		S	Various	1
Day County Wind I, LLC	Central Lab Services		P	506	(611)
Decatur Solar Energy Center, LLC	Sale of Asset/Inventory		S	163	83,083
Decatur Solar Energy Center, LLC	Engineering Construction and Integrated Supply Chain Services		S	146	66,428
Decatur Solar Energy Center, LLC	Sale of Asset/Inventory		S	456	10,639
Decatur Solar Energy Center, LLC	Allocation of Vendor Charges from Affiliate		P	101, 107	8,984
Decatur Solar Energy Center, LLC	Information Technology Services		S	146	6,394
Decatur Solar Energy Center, LLC	Allocation of Vendor Charges to Affiliate		S	923	3,450
Decatur Solar Energy Center, LLC	Allocation of Vendor Charges to Affiliate		S	146	2,769
Decatur Solar Energy Center, LLC	Sale of Asset/Inventory		S	421	573
Decatur Solar Energy Center, LLC	Central Lab Services		S	549	441
Decatur Solar Energy Center, LLC	Allocation of Vendor Charges to Affiliate		S	926	362
Decatur Solar Energy Center, LLC	Central Lab Services		S	506	259
Desert Peak Energy Center, LLC	Information Technology Services		S	146	5,468
Desert Peak Energy Center, LLC	Allocation of Telecommunication Costs		S	146	84
Desert Peak Energy Storage I, LLC	Reimbursement of Employee Expenses		S	146	3,337
Desert Peak Energy Storage I, LLC	Engineering Construction and Integrated Supply Chain Services		S	146	2,076
Desert Peak Energy Storage I, LLC	General Counsel and Environmental Services		S	146	169
Desert Peak Energy Storage I, LLC	Allocation of Telecommunication Costs		S	146	84
Desert Sands Energy Storage I, LLC	Reimbursement of Employee Expenses		S	146	164
DG 1 Acquisition Co., LLC	General Counsel and Environmental Services		S	146	32,607
DG 1 Acquisition Co., LLC	Allocation of Vendor Charges to Affiliate		S	101, 107	11,540
DG 1 Acquisition Co., LLC	Allocation of Vendor Charges to Affiliate		S	921	10,143
DG 1 Acquisition Co., LLC	Accounting & Finance Services		S	146	9,989
DG 1 Acquisition Co., LLC	Allocation of Vendor Charges to Affiliate		S	923	9,500
DG 1 Acquisition Co., LLC	Information Technology Services		S	146	7,489

ANALYSIS OF DIVERSIFICATION ACTIVITY
Summary of Affiliated Transfers and Cost Allocations

FLORIDA POWER & LIGHT COMPANY
For the Year Ended December 31, 2024

Name of Affiliate (a)	Type of Service and/or Name of Product (b)	Relevant Contract or Agreement and Effective Date (c)	Charge for Year		
			"P" or "S" (d)	Account Number (e)	Dollar Amount (f)
DG 1 Acquisition Co., LLC	Power Generation Services		S	146	1,410
DG 1 Acquisition Co., LLC	Allocation of Vendor Charges from Affiliate		P	908	850
DG 1 Acquisition Co., LLC	Marketing & Communication Services		S	923	343
DG 1 Acquisition Co., LLC	Corporate Real Estate Services		S	146	303
DG 1 Acquisition Co., LLC	Corporate Real Estate Services		S	935	303
DG 1 Acquisition Co., LLC	Allocation of Vendor Charges to Affiliate		S	Various	36
DG 1 Acquisition Co., LLC	Allocation of Vendor Credit from Affiliate		P	232	16
DG 1 Acquisition Co., LLC	Allocation of Temporary Labor Management Fee		S	146	14
DG 1, LLC	Allocation of Benefit Costs to Affiliate		S	921	16,831
DG 1, LLC	Human Resources Services		S	146	6,721
DG 1, LLC	Information Technology Services		S	146	6,235
DG 1, LLC	Allocation of Vendor Charges to Affiliate		S	146	1,084
DG 1, LLC	Reimbursement of Employee Expenses		S	146	570
DG AMP Solar, LLC	Allocation of Vendor Charges to Affiliate		S	923	295
DG AMP Solar, LLC	Central Lab Services		S	549	291
DG AMP Solar, LLC	Central Lab Services		S	506	171
DG AMP Solar, LLC	Allocation of Vendor Charges to Affiliate		S	101, 107	49
DG CHP Holdings, LLC	Information Technology Services		S	146	316
DG Colorado Solar, LLC	Reimbursement of Employee Expenses		S	146	803
DG Connecticut Solar III, LLC	Allocation of Vendor Charges to Affiliate		S	921	126
DG Connecticut Solar III, LLC	Allocation of Vendor Charges to Affiliate		S	910	2
DG Illinois Solar, LLC	Allocation of Vendor Charges to Affiliate		S	101, 107	21
DG Illinois Solar, LLC	Allocation of Vendor Charges to Affiliate		S	910	2
DG Minnesota CSG 1 LLC	Allocation of Vendor Charges to Affiliate		S	923	295
DG Minnesota CSG 1 LLC	Allocation of Vendor Charges to Affiliate		S	101, 107	70
DG Minnesota CSG 1 LLC	Allocation of Vendor Charges to Affiliate		S	910	7
DG Minnesota CSG, LLC	General Counsel and Environmental Services		S	146	378
DG New York CS, LLC	Power Generation Services		S	146	1,128
DG New York CS, LLC	Allocation of Telecommunication Costs		S	146	964
DG New York Solar, LLC	Allocation of Telecommunication Costs		S	146	232
DG NF West 1, LLC	Allocation of Vendor Credit from Affiliate		P	232	66
DG NF West 1, LLC	Allocation of Vendor Charges to Affiliate		S	910	17
DG Northeast 21 LLC	Allocation of Vendor Charges to Affiliate		S	921	1
DG NY CS Timelight 2023, LLC	Sale of Asset/Inventory		S	163	13,502
DG NY CS Timelight 2023, LLC	Sale of Asset/Inventory		S	456	1,646
DG Project Construction Co., LLC	Allocation of Contractor Expenses from Affiliate		P	101, 107	435,718
DG Project Construction Co., LLC	Power Generation Services		S	146	34,812
DG Project Construction Co., LLC	Engineering Construction and Integrated Supply Chain Services		S	146	31,261
DG Project Construction Co., LLC	Allocation of Contractor Expenses from Affiliate		P	923	16,854
DG Project Construction Co., LLC	Information Technology Services		S	146	13,158
DG Project Construction Co., LLC	Allocation of Telecommunication Costs		S	146	8,307
DG Project Construction Co., LLC	General Counsel and Environmental Services		S	146	5,765

ANALYSIS OF DIVERSIFICATION ACTIVITY
Summary of Affiliated Transfers and Cost Allocations

FLORIDA POWER & LIGHT COMPANY
For the Year Ended December 31, 2024

Name of Affiliate (a)	Type of Service and/or Name of Product (b)	Relevant Contract or Agreement and Effective Date (c)	Charge for Year		
			"P" or "S" (d)	Account Number (e)	Dollar Amount (f)
DG Project Construction Co., LLC	Reimbursement of Employee Expenses		S	146	3,962
DG Project Construction Co., LLC	Information Technology Services		S	923	1,500
DG Project Construction Co., LLC	Allocation of Vendor Charges to Affiliate		S	921	55
DG Project Construction Co., LLC	Allocation of Vendor Charges to Affiliate		S	910	1
DG West 1, LLC	Allocation of Vendor Charges to Affiliate		S	146	26,848
DG West 1, LLC	Allocation of Telecommunication Costs		P	234	6
DG West 2021, LLC	Allocation of Vendor Charges to Affiliate		S	921	126
DG West 2021, LLC	Allocation of Vendor Charges to Affiliate		S	910	2
DG West 2023, LLC	Central Lab Services		S	549	150
Diamondback Solar, LLC	Accounting & Finance Services		S	146	281,512
Diamondback Solar, LLC	Engineering Construction and Integrated Supply Chain Services		S	146	13,056
Diamondback Solar, LLC	Reimbursement of Employee Expenses		S	146	2,301
Diver Solar, LLC	Allocation of Vendor Charges to Affiliate		S	146	4,798
Diver Solar, LLC	Reimbursement of Employee Expenses		S	146	749
Diver Solar, LLC	Allocation of Vendor Charges to Affiliate		S	926	174
Dodge County Wind, LLC	General Counsel and Environmental Services		S	146	49,078
Dodge County Wind, LLC	Allocation of Vendor Charges to Affiliate		S	146	26,250
Dodge Flat Solar, LLC	Engineering Construction and Integrated Supply Chain Services		S	146	37,565
Dodge Flat Solar, LLC	Purchase of Asset/Inventory		P	101, 107, 154	30,397
Dodge Flat Solar, LLC	Allocation of Telecommunication Costs		S	146	1,020
Dodge Flat Solar, LLC	Central Lab Services		S	549	300
Dodge Flat Solar, LLC	Central Lab Services		S	506	176
Dodge Flat Solar, LLC	Allocation of Telecommunication Costs		P	921	2
Dothan Solar, LLC	Engineering Construction and Integrated Supply Chain Services		S	146	12,493
Dougherty County Solar LLC	Central Lab Services		S	549	420
Dougherty County Solar LLC	Information Technology Services		S	910	5
Dry Lake East Energy Center, LLC	Allocation of Vendor Charges to Affiliate		S	146	540
Duane Arnold Solar II, LLC	Allocation of Telecommunication Costs		S	146	84
Dunns Bridge Energy Storage, LLC	Engineering Construction and Integrated Supply Chain Services		S	146	17,542
Dunns Bridge Energy Storage, LLC	Allocation of Temporary Labor Management Fee		S	146	3,412
Dunns Bridge Solar II LLC	Reimbursement of Employee Expenses		S	146	1,984
Dunns Bridge Solar LLC	Information Technology Services		S	146	5,569
Dunns Bridge Solar LLC	Engineering Construction and Integrated Supply Chain Services		S	146	3,064
Dunns Bridge Solar LLC	Central Lab Services		S	549	1,032
Dunns Bridge Solar LLC	Central Lab Services		S	506	606
Dunns Bridge Solar LLC	Allocation of Telecommunication Costs		S	146	374
Eagle Crest Energy Company	Engineering Construction and Integrated Supply Chain Services		S	146	8,670
Eagle Crest Energy Company	General Counsel and Environmental Services		S	146	6,625
Eagle Crest Energy Company	Allocation of Telecommunication Costs		S	146	1,180
East Durham Wind, LP	Central Lab Services		S	506	379
East Hampton Energy Storage Center, LLC	Power Generation Services		S	146	156,268

ANALYSIS OF DIVERSIFICATION ACTIVITY
Summary of Affiliated Transfers and Cost Allocations

FLORIDA POWER & LIGHT COMPANY
For the Year Ended December 31, 2024

Name of Affiliate (a)	Type of Service and/or Name of Product (b)	Relevant Contract or Agreement and Effective Date (c)	Charge for Year		
			"P" or "S" (d)	Account Number (e)	Dollar Amount (f)
East Hampton Energy Storage Center, LLC	Allocation of Vendor Charges from Affiliate		P	232	3,690
East Hampton Energy Storage Center, LLC	General Counsel and Environmental Services		S	146	3,582
East Hampton Energy Storage Center, LLC	Central Lab Services		S	549	873
East Hampton Energy Storage Center, LLC	Central Lab Services		S	506	513
East Hampton Energy Storage Center, LLC	Allocation of Vendor Charges to Affiliate		S	921	506
East Hampton Energy Storage Center, LLC	Allocation of Vendor Charges to Affiliate		S	923	295
East Hampton Energy Storage Center, LLC	Allocation of Vendor Charges to Affiliate		S	101, 107	133
East Hampton Energy Storage Center, LLC	Allocation of Telecommunication Costs		P	921	84
East Hampton Energy Storage Center, LLC	Allocation of Vendor Charges to Affiliate		S	910	13
East Hampton Energy Storage Center, LLC	Allocation of Vendor Charges to Affiliate		S	Various	3
East Point Energy Center, LLC	Allocation of Vendor Charges to Affiliate		S	101, 107	20,657
East Point Energy Center, LLC	Reimbursement of Employee Expenses		S	146	3,185
East Point Energy Center, LLC	Allocation of Vendor Charges to Affiliate		S	146	832
East Point Energy Center, LLC	Central Lab Services		S	506	423
East Point Energy Center, LLC	Allocation of Vendor Charges to Affiliate		S	923	295
East Point Energy Center, LLC	Information Technology Services		S	146	91
East Point Energy Center, LLC	Allocation of Vendor Charges to Affiliate		S	Various	1
Eastern Landfill Gas, LLC	Power Generation Services		S	146	1,033
East-West Tie Limited Partnership	Information Technology Services		S	923	3,000
East-West Tie Limited Partnership	General Counsel and Environmental Services		S	146	1,749
East-West Tie Limited Partnership	Allocation of Vendor Charges to Affiliate		S	926	1,569
East-West Tie Limited Partnership	Allocation of Telecommunication Costs		S	921	195
East-West Tie Limited Partnership	Allocation of Telecommunication Costs		S	Various	112
East-West Tie Limited Partnership	Allocation of Telecommunication Costs		S	146	24
Eight Point Wind, LLC	Allocation of Vendor Charges to Affiliate		S	146	11,014
Eight Point Wind, LLC	General Counsel and Environmental Services		S	146	3,801
Eight Point Wind, LLC	Allocation of Telecommunication Costs		S	146	1,230
Eight Point Wind, LLC	Allocation of Vendor Charges to Affiliate		S	921	68
Elk City Renewables II, LLC	Allocation of Vendor Charges to Affiliate		S	146	3,596
Elk City Renewables II, LLC	Allocation of Telecommunication Costs		S	146	956
Elk City Renewables II, LLC	Central Lab Services		S	549	150
Elk City Renewables II, LLC	Central Lab Services		S	506	88
Elk City Wind, LLC	Central Lab Services		S	506	176
Elk City Wind, LLC	Allocation of Telecommunication Costs		P	921	49
Elora Solar, LLC	Power Generation Services		S	146	13,529
Elora Solar, LLC	Allocation of Telecommunication Costs		S	146	2,787
Elora Solar, LLC	Central Lab Services		S	506	176
elQ Mobility, Inc.	External Affairs Services		S	146	2,146
Emmons-Logan Wind, LLC	Central Lab Services		S	549	3,546

ANALYSIS OF DIVERSIFICATION ACTIVITY
Summary of Affiliated Transfers and Cost Allocations

FLORIDA POWER & LIGHT COMPANY
For the Year Ended December 31, 2024

Name of Affiliate (a)	Type of Service and/or Name of Product (b)	Relevant Contract or Agreement and Effective Date (c)	Charge for Year		
			"P" or "S" (d)	Account Number (e)	Dollar Amount (f)
Emmons-Logan Wind, LLC	Human Resources Services		S	146	1,037
Emmons-Logan Wind, LLC	Allocation of Vendor Charges to Affiliate		S	923	590
Emmons-Logan Wind, LLC	Allocation of Telecommunication Costs		S	146	489
Emmons-Logan Wind, LLC	Allocation of Vendor Charges to Affiliate		S	101, 107	98
Emmons-Logan Wind, LLC	Allocation of Vendor Charges to Affiliate		S	921	71
Emmons-Logan Wind, LLC	Allocation of Vendor Credit from Affiliate		P	232	33
Emmons-Logan Wind, LLC	Allocation of Vendor Charges to Affiliate		S	910	10
Emmons-Logan Wind, LLC	Allocation of Vendor Charges to Affiliate		S	Various	2
Endeavor Wind I, LLC	Central Lab Services		S	549	1,600
Endeavor Wind I, LLC	Power Generation Services		S	146	1,408
Endeavor Wind I, LLC	Central Lab Services		S	506	940
Endeavor Wind I, LLC	Reimbursement of Employee Expenses		S	146	616
Endeavor Wind I, LLC	Allocation of Vendor Charges to Affiliate		S	923	295
Endeavor Wind I, LLC	Allocation of Telecommunication Costs		S	146	59
Endeavor Wind I, LLC	Allocation of Vendor Charges to Affiliate		S	101, 107	49
Endeavor Wind I, LLC	Allocation of Vendor Charges to Affiliate		S	910	5
Endeavor Wind I, LLC	Allocation of Vendor Charges to Affiliate		S	Various	1
Endeavor Wind II, LLC	Reimbursement of Employee Expenses		S	146	616
Endeavor Wind II, LLC	Central Lab Services		S	549	441
Endeavor Wind II, LLC	General Counsel and Environmental Services		S	146	302
Endeavor Wind II, LLC	Central Lab Services		S	506	259
Ensign Wind Energy, LLC	Central Lab Services		S	549	300
Ensign Wind Energy, LLC	Allocation of Vendor Charges to Affiliate		S	923	295
Ensign Wind Energy, LLC	Central Lab Services		S	506	176
Ensign Wind Energy, LLC	Allocation of Vendor Charges to Affiliate		S	101, 107	49
Ensign Wind Energy, LLC	Information Technology Services		S	146	46
Ensign Wind Energy, LLC	Allocation of Vendor Charges to Affiliate		S	Various	1
ESI Vansycle Partners, L.P.	Allocation of Vendor Charges to Affiliate		S	101, 107	6,710
ESI Vansycle Partners, L.P.	Central Lab Services		S	549	2,477
ESI Vansycle Partners, L.P.	Central Lab Services		S	506	1,455
ESI Vansycle Partners, L.P.	Allocation of Vendor Credit from Affiliate		P	232	37
EverBright, LLC	Allocation of Vendor Charges to Affiliate		S	101, 107	236,043
EverBright, LLC	Allocation of Vendor Charges to Affiliate		S	580	76,000
EverBright, LLC	Accounting & Finance Services		S	146	72,046
EverBright, LLC	Allocation of Vendor Charges to Affiliate		S	923	35,300
EverBright, LLC	Allocation of Vendor Charges to Affiliate		S	146	33,627
EverBright, LLC	Allocation of Vendor Charges to Affiliate		S	921	30,522
EverBright, LLC	Information Technology Services		S	146	18,561
EverBright, LLC	Allocation of Temporary Labor Management Fee		S	146	13,828
EverBright, LLC	Information Technology Services		S	923	9,000

ANALYSIS OF DIVERSIFICATION ACTIVITY
Summary of Affiliated Transfers and Cost Allocations

FLORIDA POWER & LIGHT COMPANY
For the Year Ended December 31, 2024

Name of Affiliate (a)	Type of Service and/or Name of Product (b)	Relevant Contract or Agreement and Effective Date (c)	Charge for Year		
			"P" or "S" (d)	Account Number (e)	Dollar Amount (f)
EverBright, LLC	Customer Service Support		S	146	6,403
EverBright, LLC	Reimbursement of Employee Expenses		S	146	3,910
EverBright, LLC	Allocation of Contractor Expenses from Affiliate		P	232	3,788
EverBright, LLC	Allocation of Vendor Charges to Affiliate		S	910	1,480
EverBright, LLC	Corporate Real Estate Services		S	935	1,118
EverBright, LLC	Allocation of Vendor Charges from Affiliate		P	232	1,048
EverBright, LLC	Marketing and Communication Services		S	146	603
EverBright, LLC	Allocation of Vendor Charges to Affiliate		S	Various	321
Excelsior Energy Center, LLC	Allocation of Vendor Charges from Affiliate		P	232	3,269
Excelsior Energy Center, LLC	Allocation of Vendor Charges to Affiliate		S	926	191
Farmington Solar, LLC	Allocation of Vendor Charges to Affiliate		S	921	1,140
Farmington Solar, LLC	Allocation of Vendor Charges to Affiliate		S	921	126
Farmington Solar, LLC	Allocation of Vendor Charges to Affiliate		S	910	2
Fish Springs Ranch Solar, LLC	Engineering Construction and Integrated Supply Chain Services		S	146	21,368
Fish Springs Ranch Solar, LLC	Allocation of Telecommunication Costs		S	921	195
Fish Springs Ranch Solar, LLC	Central Lab Services		S	506	176
Fish Springs Ranch Solar, LLC	Allocation of Telecommunication Costs		S	Various	112
Flat Fork Solar, LLC	Reimbursement of Employee Expenses		S	146	5,442
Flat Fork Solar, LLC	General Counsel and Environmental Services		S	146	4,499
Florida Renewable Partners, LLC	Reimbursement of Employee Expenses		S	146	187,786
Florida Renewable Partners, LLC	Marketing and Communication Services		S	146	147,508
Florida Renewable Partners, LLC	General Counsel and Environmental Services		S	146	143,272
Florida Renewable Partners, LLC	Allocation of Contractor Expenses from Affiliate		P	232	50,046
Florida Renewable Partners, LLC	Allocation of Temporary Labor Management Fee		S	146	43,619
Florida Renewable Partners, LLC	Allocation of Vendor Charges to Affiliate		S	253	23,700
Florida Renewable Partners, LLC	Accounting & Finance Services		S	146	21,339
Florida Renewable Partners, LLC	Allocation of Vendor Charges from Affiliate		P	183	12,738
Florida Renewable Partners, LLC	Customer Service Support		S	146	12,365
Florida Renewable Partners, LLC	Allocation of Vendor Charges from Affiliate		P	232	10,205
Florida Renewable Partners, LLC	Engineering Construction and Integrated Supply Chain Services		S	146	3,054
Florida Renewable Partners, LLC	Corporate Real Estate Services		S	146	2,550
Florida Renewable Partners, LLC	Allocation of Vendor Charges to Affiliate		S	926	2,408
Florida Renewable Partners, LLC	Allocation of Vendor Charges to Affiliate		S	921	561
Florida Renewable Partners, LLC	Allocation of Vendor Charges to Affiliate		S	923	400
Florida Renewable Partners, LLC	Allocation of Telecommunication Costs		S	146	232
Florida Renewable Partners, LLC	Corporate Real Estate Services		S	935	223
Florida Renewable Partners, LLC	Allocation of Vendor Charges from Affiliate		P	101, 107	172
Florida Southeast Connection, LLC	Reimbursement of Project Expenses to Affiliate		P	101, 107	400,000
Florida Southeast Connection, LLC	Accounting & Finance Services		S	146	21,313
Florida Southeast Connection, LLC	Allocation of Vendor Charges to Affiliate		S	146	6,947
Florida Southeast Connection, LLC	Human Resources Services		S	146	693

ANALYSIS OF DIVERSIFICATION ACTIVITY
Summary of Affiliated Transfers and Cost Allocations

FLORIDA POWER & LIGHT COMPANY
For the Year Ended December 31, 2024

Name of Affiliate (a)	Type of Service and/or Name of Product (b)	Relevant Contract or Agreement and Effective Date (c)	Charge for Year		
			"P" or "S" (d)	Account Number (e)	Dollar Amount (f)
Florida Southeast Connection, LLC	Allocation of Vendor Charges to Affiliate		S	101, 107	670
Florida Southeast Connection, LLC	Allocation of Vendor Charges to Affiliate		S	923	295
Florida Southeast Connection, LLC	Reimbursement of Employee Expenses		S	146	113
Florida Southeast Connection, LLC	General Counsel and Environmental Services		S	146	94
Florida Southeast Connection, LLC	Allocation of Vendor Charges to Affiliate		S	921	5
Florida Southeast Connection, LLC	Allocation of Vendor Credit from Affiliate		P	232	3
Forgeview Solar, LLC	Reimbursement of Employee Expenses		S	146	8,321
Forgeview Solar, LLC	Allocation of Vendor Charges to Affiliate		S	146	2,438
Forgeview Solar, LLC	Allocation of Vendor Charges to Affiliate		S	926	306
FPL Energy Cape, LLC	Information Technology Services		S	146	83,958
FPL Energy Cape, LLC	Human Resources Services		S	146	2,400
FPL Energy Hancock County Wind, LLC	Allocation of Telecommunication Costs		S	146	254
FPL Energy Illinois Wind, LLC	Power Generation Services		S	146	3,912
FPL Energy Illinois Wind, LLC	Central Lab Services		S	549	3,617
FPL Energy Illinois Wind, LLC	Central Lab Services		S	506	2,125
FPL Energy Illinois Wind, LLC	Allocation of Telecommunication Costs		S	146	653
FPL Energy Illinois Wind, LLC	Human Resources Services		S	146	397
FPL Energy Illinois Wind, LLC	Information Technology Services		S	923	295
FPL Energy Illinois Wind, LLC	Allocation of Vendor Charges to Affiliate		S	101, 107	147
FPL Energy Illinois Wind, LLC	Information Technology Services		S	101, 107	49
FPL Energy Illinois Wind, LLC	Information Technology Services		S	910	5
FPL Energy Illinois Wind, LLC	Allocation of Vendor Charges to Affiliate		S	Various	3
FPL Energy Illinois Wind, LLC	Information Technology Services		S	Various	1
FPL Energy Illinois Wind, LLC	General Counsel and Environmental Services		S	146	(2)
FPL Energy Montezuma Wind, LLC	Allocation of Vendor Charges to Affiliate		S	146	2,102
FPL Energy Montezuma Wind, LLC	Allocation of Telecommunication Costs		S	146	1,999
FPL Energy Montezuma Wind, LLC	Allocation of Vendor Charges to Affiliate		S	923	1,180
FPL Energy Montezuma Wind, LLC	Allocation of Vendor Charges to Affiliate		S	101, 107	196
FPL Energy Montezuma Wind, LLC	Central Lab Services		S	506	88
FPL Energy Montezuma Wind, LLC	Allocation of Telecommunication Costs		P	921	44
FPL Energy Montezuma Wind, LLC	Allocation of Telecommunication Costs		P	234	20
FPL Energy Montezuma Wind, LLC	Allocation of Vendor Charges to Affiliate		S	910	20
FPL Energy Montezuma Wind, LLC	Allocation of Vendor Charges to Affiliate		S	Various	4
FPL Energy Services, Inc.	Corporate Service Charge		S	146	3,498,243
FPL Energy Services, Inc.	Customer Care Center Charges		S	903	2,270,000
FPL Energy Services, Inc.	Sales Program Support		S	146	852,836
FPL Energy Services, Inc.	Management Fee for Care Center Support		S	421	617,864
FPL Energy Services, Inc.	Allocation of Vendor Charges from Affiliate		P	101, 107	614,056
FPL Energy Services, Inc.	Storm Support Received by FPL		P	186	540,934

ANALYSIS OF DIVERSIFICATION ACTIVITY
Summary of Affiliated Transfers and Cost Allocations

FLORIDA POWER & LIGHT COMPANY
For the Year Ended December 31, 2024

Name of Affiliate (a)	Type of Service and/or Name of Product (b)	Relevant Contract or Agreement and Effective Date (c)	Charge for Year		
			"P" or "S" (d)	Account Number (e)	Dollar Amount (f)
FPL Energy Services, Inc.	Sales Program Services Received by FPL		P	580	395,032
FPL Energy Services, Inc.	Sales Program Services Received by FPL		P	590	332,956
FPL Energy Services, Inc.	Information Technology Capital Support		P	101, 107	288,879
FPL Energy Services, Inc.	Sale of Natural Gas to Affiliate		S	456	245,032
FPL Energy Services, Inc.	Sales Program Capital Support Received by FPL		P	101, 107	213,450
FPL Energy Services, Inc.	Allocation of Vendor Charges from Affiliate		P	232	185,954
FPL Energy Services, Inc.	Customer Service Support		S	903	138,093
FPL Energy Services, Inc.	Customer Service Support		S	910	104,190
FPL Energy Services, Inc.	Customer Service Support		S	146	79,290
FPL Energy Services, Inc.	Sales Program Services Received by FPL		P	923	67,777
FPL Energy Services, Inc.	Allocation of Project Costs		P	101, 107	62,963
FPL Energy Services, Inc.	Allocation of Vendor Charges from Affiliate		P	916	62,327
FPL Energy Services, Inc.	Allocation of Vendor Charges to Affiliate		S	101, 107	54,772
FPL Energy Services, Inc.	Accounting & Finance Services		S	146	54,115
FPL Energy Services, Inc.	Marketing & Communication Services		S	921	50,872
FPL Energy Services, Inc.	General Counsel and Environmental Services		S	146	49,548
FPL Energy Services, Inc.	Marketing and Communication Services		S	146	47,902
FPL Energy Services, Inc.	Allocation of Vendor Charges to Affiliate		S	923	45,589
FPL Energy Services, Inc.	Marketing & Communication Services		S	903	38,124
FPL Energy Services, Inc.	Sales Program Services Received by FPL		P	923	36,031
FPL Energy Services, Inc.	Allocation of Workers Comp Reimbursement to Affiliate		S	146	34,096
FPL Energy Services, Inc.	Allocation of Vendor Charges to Affiliate		S	926	32,518
FPL Energy Services, Inc.	Corporate Real Estate Services		S	935	29,235
FPL Energy Services, Inc.	Charge for Affiliate Share of Insurance Premium		S	146	28,645
FPL Energy Services, Inc.	Allocation of Bank Service Fees		S	146	27,316
FPL Energy Services, Inc.	Integrated Supply Chain Services Received by FPL		P	408.1	23,704
FPL Energy Services, Inc.	Reimbursement of Employee Expenses		P	186	22,500
FPL Energy Services, Inc.	Allocation of Vendor Charges from Affiliate		P	590	19,500
FPL Energy Services, Inc.	Sales Program Services Received by FPL		P	916	18,099
FPL Energy Services, Inc.	Reimbursement of Employee Expenses		P	590	17,411
FPL Energy Services, Inc.	Transfer of Employee Payroll Dollars		P	232	17,194
FPL Energy Services, Inc.	Customer Service Support Received by FPL		P	903	14,158
FPL Energy Services, Inc.	Allocation of Vendor Charges from Affiliate		P	923	13,360
FPL Energy Services, Inc.	Marketing & Communications Capital Support Received by FPL		P	101, 107	12,627
FPL Energy Services, Inc.	Information Technology Capital Support		S	101, 107	12,609
FPL Energy Services, Inc.	Information Technology Capital Support Received by FPL		P	101, 107	12,246
FPL Energy Services, Inc.	Corporate Real Estate Services		S	146	10,959
FPL Energy Services, Inc.	Reimbursement of Employee Expenses		P	916	9,621
FPL Energy Services, Inc.	Reimbursement of Employee Expenses		P	921	9,430
FPL Energy Services, Inc.	Nuclear Operations Services		S	146	9,121
FPL Energy Services, Inc.	Sales Program Services Received by FPL		P	186	8,191

ANALYSIS OF DIVERSIFICATION ACTIVITY
Summary of Affiliated Transfers and Cost Allocations

FLORIDA POWER & LIGHT COMPANY
For the Year Ended December 31, 2024

Name of Affiliate (a)	Type of Service and/or Name of Product (b)	Relevant Contract or Agreement and Effective Date (c)	Charge for Year		
			"P" or "S" (d)	Account Number (e)	Dollar Amount (f)
FPL Energy Services, Inc.	Reimbursement of Employee Expenses		P	101, 107	6,839
FPL Energy Services, Inc.	Corporate Systems Usage Billing		S	903	6,578
FPL Energy Services, Inc.	Integrated Supply Chain Services Received by FPL		P	580	6,357
FPL Energy Services, Inc.	Allocation of Vendor Charges to Affiliate		S	921	6,166
FPL Energy Services, Inc.	Allocation of Vendor Charges to Affiliate		S	931	6,055
FPL Energy Services, Inc.	Allocation of Vendor Charges to Affiliate		S	146	5,777
FPL Energy Services, Inc.	Allocation of Corporate Travel Program Costs		P	234	4,675
FPL Energy Services, Inc.	Allocation of State Tax on Insurance Premium		S	146	3,639
FPL Energy Services, Inc.	Engineering & Construction Capital Support Received by FPL		P	101, 107	3,620
FPL Energy Services, Inc.	Reimbursement of Employee Expenses		P	580	3,455
FPL Energy Services, Inc.	Marketing & Communications Services Received by FPL		P	923	3,192
FPL Energy Services, Inc.	Lighting Program Support Received by FPL		P	590	3,128
FPL Energy Services, Inc.	Sales Program Services		S	146	2,650
FPL Energy Services, Inc.	Allocation of Vendor Charges from Affiliate		P	234	2,340
FPL Energy Services, Inc.	Allocation of Vendor Charges from Affiliate		P	165	2,300
FPL Energy Services, Inc.	Store Room Rental Expense		S	Various	2,190
FPL Energy Services, Inc.	Sale of Natural Gas to Affiliate		S	421	1,903
FPL Energy Services, Inc.	Customer Service Support Received by FPL		P	586	1,595
FPL Energy Services, Inc.	Reimbursement of Employee Expenses		P	903	1,428
FPL Energy Services, Inc.	Marketing & Communications Services Received by FPL		P	426.5	1,059
FPL Energy Services, Inc.	Lighting Program Support Received by FPL		P	242	1,027
FPL Energy Services, Inc.	Sales Program Support Received by FPL		P	916	964
FPL Energy Services, Inc.	Reimbursement of Employee Expenses		P	926	922
FPL Energy Services, Inc.	Information Technology Capital Support Received by FPL		P	101, 107	840
FPL Energy Services, Inc.	Customer Service Support Received by FPL		P	907	828
FPL Energy Services, Inc.	Allocation of Vendor Charges from Affiliate		P	580	779
FPL Energy Services, Inc.	Corporate Systems Usage Billing		S	921	570
FPL Energy Services, Inc.	Sales Program Services		S	916	527
FPL Energy Services, Inc.	Reimbursement of Employee Expenses		P	426.1	486
FPL Energy Services, Inc.	Allocation of Benefit Costs to Affiliate		S	921	485
FPL Energy Services, Inc.	Allocation of Vendor Credit from Affiliate		P	232	400
FPL Energy Services, Inc.	Human Resource Support Provided by Affiliate		P	241	256
FPL Energy Services, Inc.	State Tax Activity		S	146	256
FPL Energy Services, Inc.	Reimbursement of Employee Expenses		P	546	227
FPL Energy Services, Inc.	Allocation of Vendor Charges to Affiliate		S	Various	200
FPL Energy Services, Inc.	Reimbursement of Employee Expenses		P	909	165
FPL Energy Services, Inc.	Allocation of Vendor Charges to Affiliate		S	101, 107	159
FPL Energy Services, Inc.	Reimbursement of Employee Expenses		P	552	122
FPL Energy Services, Inc.	Human Resources Services		S	146	98
FPL Energy Services, Inc.	Allocation of Expenses from Affiliate		P	916	81
FPL Energy Services, Inc.	Engineering Construction and Integrated Supply Chain Services		S	146	43

ANALYSIS OF DIVERSIFICATION ACTIVITY
Summary of Affiliated Transfers and Cost Allocations

FLORIDA POWER & LIGHT COMPANY
For the Year Ended December 31, 2024

Name of Affiliate (a)	Type of Service and/or Name of Product (b)	Relevant Contract or Agreement and Effective Date (c)	Charge for Year		
			"P" or "S" (d)	Account Number (e)	Dollar Amount (f)
FPL Energy Services, Inc.	Allocation of Telecommunication Costs		P	921	32
FPL Energy Solar Partners III-VII, LLC	Allocation of Telecommunication Costs		S	146	297
FPL Energy South Dakota Wind, LLC	Central Lab Services		S	549	705
FPL Energy South Dakota Wind, LLC	Central Lab Services		S	506	414
FPL Energy South Dakota Wind, LLC	Allocation of Vendor Charges to Affiliate		S	146	216
FPL Energy South Dakota Wind, LLC	Information Technology Services		S	146	126
FPL Energy South Dakota Wind, LLC	Allocation of Vendor Charges to Affiliate		S	910	5
FPL Energy South Dakota Wind, LLC	Allocation of Temporary Labor Management Fee		S	146	4
FPL Energy South Dakota Wind, LLC	Allocation of Vendor Charges to Affiliate		S	Various	1
FPL Energy Vansycle, LLC	Allocation of Vendor Charges to Affiliate		S	146	34,198
FPL Energy Vansycle, LLC	Power Generation Services		S	146	28,915
FPL Energy Vansycle, LLC	Central Lab Services		S	506	14,949
FPL Energy Vansycle, LLC	Allocation of Vendor Charges to Affiliate		S	101, 107	5,810
FPL Energy Vansycle, LLC	Sale of Asset/Inventory		S	456	671
FPL Energy Vansycle, LLC	Sale of Asset/Inventory		S	421	360
FPL Energy Vansycle, LLC	Information Technology Services		S	923	295
FPL Energy Vansycle, LLC	Allocation of Vendor Charges to Affiliate		S	923	200
FPL Energy Vansycle, LLC	Information Technology Services		S	101, 107	49
FPL Energy Vansycle, LLC	Allocation of Vendor Charges to Affiliate		S	910	23
FPL Energy Vansycle, LLC	Information Technology Services		S	910	5
FPL Energy Vansycle, LLC	Allocation of Vendor Charges to Affiliate		S	Various	5
FPL Energy Vansycle, LLC	Information Technology Services		S	Various	1
FPL Energy Wyman IV LLC	Power Generation Services		S	146	302,927
FPL Energy Wyman IV LLC	Human Resources Services		S	146	303
FPL Energy Wyman IV LLC	Allocation of Vendor Charges to Affiliate		S	923	295
FPL Energy Wyman IV LLC	Purchase of Asset/Inventory		P	101, 107, 154	51
FPL Energy Wyman IV LLC	Allocation of Vendor Charges to Affiliate		S	910	5
FPL Energy Wyman IV LLC	Allocation of Vendor Charges to Affiliate		S	Various	1
FPL Energy Wyman LLC	Allocation of Contractor Expenses from Affiliate		P	101, 107	150,382
FPL Energy Wyman LLC	Power Generation Services		S	146	9,479
FPL Energy Wyman LLC	Allocation of Vendor Charges to Affiliate		S	146	8,126
FPL Energy Wyman LLC	Information Technology Services		S	146	7,453
FPL Energy Wyman LLC	Central Lab Services		S	506	5,265
FPL Energy Wyman LLC	Allocation of Vendor Charges to Affiliate		S	923	1,500
FPL Energy Wyman LLC	Allocation of Vendor Charges to Affiliate		S	923	885
FPL Energy Wyman LLC	Allocation of Vendor Charges to Affiliate		S	921	253
FPL Energy Wyman LLC	Allocation of Contractor Expenses from Affiliate		P	183	182
FPL Energy Wyman LLC	Allocation of Vendor Charges from Affiliate		P	232	51
FPL Energy Wyman LLC	Allocation of Vendor Charges to Affiliate		S	910	19
FPL Energy Wyman LLC	Allocation of Vendor Charges to Affiliate		S	Various	4
FPL Project Management, LLC	Information Technology Capital Support Received by FPL		P	101, 107	1,602,071

FLORIDA POWER & LIGHT COMPANY
For the Year Ended December 31, 2024

ANALYSIS OF DIVERSIFICATION ACTIVITY
Summary of Affiliated Transfers and Cost Allocations

Name of Affiliate (a)	Type of Service and/or Name of Product (b)	Relevant Contract or Agreement and Effective Date (c)	Charge for Year		
			"P" or "S" (d)	Account Number (e)	Dollar Amount (f)
FPL Project Management, LLC	Governmental Affairs Services Received by FPL		P	426.4	779,496
FPL Project Management, LLC	Human Resources Services Received by FPL		P	920	714,339
FPL Project Management, LLC	Compensation, Deferred Comp, Incentives, & Other Employee Benefits Plans		P	408.1	640,236
FPL Project Management, LLC	Power Delivery Capital Support Received by FPL		P	101, 107	612,039
FPL Project Management, LLC	General Counsel Services Received by FPL		P	920	517,103
FPL Project Management, LLC	Information Technology Services Received by FPL		P	920	473,071
FPL Project Management, LLC	Accounting & Finance Capital Support Received by FPL		P	101, 107	463,482
FPL Project Management, LLC	Compensation, Deferred Comp, Incentives, & Other Employee Benefits Plans		P	926	423,076
FPL Project Management, LLC	Accounting & Finance Services Received by FPL		P	920	370,972
FPL Project Management, LLC	Reimbursement of Employee Expenses		P	426.4	244,146
FPL Project Management, LLC	Reimbursement of Employee Expenses		P	921	201,998
FPL Project Management, LLC	Marketing & Communications Services Received by FPL		P	920	171,151
FPL Project Management, LLC	Power Generation Services Received by FPL		P	549	163,968
FPL Project Management, LLC	Power Generation Capital Support Received by FPL		P	101, 107	146,795
FPL Project Management, LLC	Customer Service Support Received by FPL		P	903	145,696
FPL Project Management, LLC	Transfer of Employee Payroll Dollars		P	232	133,839
FPL Project Management, LLC	Compensation, Deferred Comp, Incentives, Stock Awards, RSA Amortization, Pension & Other Employee Benefits Plans		P	920	129,596
FPL Project Management, LLC	Reimbursement of Employee Expenses		P	101, 107	110,330
FPL Project Management, LLC	Environmental Services Received by FPL		P	529	101,859
FPL Project Management, LLC	Power Delivery Services Received by FPL		P	560	89,077
FPL Project Management, LLC	Nuclear Operations Capital Support Received by FPL		P	101, 107	72,433
FPL Project Management, LLC	Reimbursement of Employee Expenses		P	426	70,961
FPL Project Management, LLC	Customer Service Support Received by FPL		P	908	70,645
FPL Project Management, LLC	Power Delivery Services Received by FPL		P	561.5	61,597
FPL Project Management, LLC	Power Generation Services Received by FPL		P	506	58,450
FPL Project Management, LLC	External Affairs Services Received by FPL		P	920	54,058
FPL Project Management, LLC	Information Technology Services Received by FPL		P	Various	52,130
FPL Project Management, LLC	Reimbursement of Employee Expenses		P	923	44,168
FPL Project Management, LLC	Project Development Capital Support Received by FPL		P	101, 107	41,286
FPL Project Management, LLC	Information Technology Services Received by FPL		P	903	38,614
FPL Project Management, LLC	Amortization of Retention Bonus		P	920	33,333
FPL Project Management, LLC	Power Delivery Services Received by FPL		P	593	29,629
FPL Project Management, LLC	Compensation, Deferred Comp, Incentives, & Other Employee Benefits Plans		P	143	29,450
FPL Project Management, LLC	Power Generation Services Received by FPL		P	506	27,976
FPL Project Management, LLC	Storm Support Received by FPL		P	186	25,947
FPL Project Management, LLC	Nuclear Operations Services Received by FPL		P	524	22,645
FPL Project Management, LLC	Reimbursement of Employee Expenses		P	593	22,586
FPL Project Management, LLC	Reimbursement of Employee Expenses		P	930.2	18,238
FPL Project Management, LLC	Environmental Services Received by FPL		P	920	17,011
FPL Project Management, LLC	Customer Service Capital Support Received by FPL		P	101, 107	16,987

FLORIDA POWER & LIGHT COMPANY
For the Year Ended December 31, 2024

ANALYSIS OF DIVERSIFICATION ACTIVITY
Summary of Affiliated Transfers and Cost Allocations

Name of Affiliate (a)	Type of Service and/or Name of Product (b)	Relevant Contract or Agreement and Effective Date (c)	Charge for Year		
			"P" or "S" (d)	Account Number (e)	Dollar Amount (f)
FPL Project Management, LLC	Nuclear Operations Services Received by FPL		P	531	14,372
FPL Project Management, LLC	Energy Marketing & Trading Services Received by FPL		P	557	13,643
FPL Project Management, LLC	Nuclear Operations Services Received by FPL		P	517	12,602
FPL Project Management, LLC	Reimbursement of Employee Expenses		P	549	12,356
FPL Project Management, LLC	Reimbursement of Employee Expenses		P	931	11,254
FPL Project Management, LLC	Nuclear Operations Services Received by FPL		P	532	10,554
FPL Project Management, LLC	Marketing & Communications Services Received by FPL		P	907	9,867
FPL Project Management, LLC	Nuclear Operations Services Received by FPL		P	183	9,556
FPL Project Management, LLC	Customer Service Capital Support Received by FPL		P	101, 107	8,385
FPL Project Management, LLC	Transfer of Employee Incentives		P	920	8,333
FPL Project Management, LLC	Power Delivery Services Received by FPL		P	560	6,747
FPL Project Management, LLC	Power Delivery Services Received by FPL		P	561.1	5,282
FPL Project Management, LLC	Information Technology Services Received by FPL		P	524	4,487
FPL Project Management, LLC	Power Delivery Services Received by FPL		P	566	4,245
FPL Project Management, LLC	Information Technology Services Received by FPL		P	910	4,207
FPL Project Management, LLC	Accounting & Finance Services Received by FPL		P	426.5	4,156
FPL Project Management, LLC	Reimbursement of Employee Expenses		P	560	3,657
FPL Project Management, LLC	General Counsel Services Received by FPL		P	186	3,547
FPL Project Management, LLC	Power Delivery Services Received by FPL		P	580	3,374
FPL Project Management, LLC	Information Technology Services Received by FPL		P	580	2,839
FPL Project Management, LLC	Power Generation Services Received by FPL		P	513	2,423
FPL Project Management, LLC	Reimbursement of Employee Expenses		P	903	2,297
FPL Project Management, LLC	Reimbursement of Employee Expenses		P	926	2,209
FPL Project Management, LLC	Customer Service Support Received by FPL		P	907	2,033
FPL Project Management, LLC	Reimbursement of Employee Expenses		P	506	1,946
FPL Project Management, LLC	Power Delivery Services Received by FPL		P	561.7	1,945
FPL Project Management, LLC	Power Delivery Services Received by FPL		P	174	1,722
FPL Project Management, LLC	Reimbursement of Employee Expenses		P	532	1,722
FPL Project Management, LLC	Allocation of Vendor Charges from Affiliate		P	408.1	1,698
FPL Project Management, LLC	Reimbursement of Employee Expenses		P	908	1,671
FPL Project Management, LLC	Reimbursement of Employee Expenses		P	186	1,578
FPL Project Management, LLC	Power Delivery Services Received by FPL		P	561.6	1,297
FPL Project Management, LLC	Reimbursement of Employee Expenses		P	529	1,297
FPL Project Management, LLC	Power Generation Services Received by FPL		P	514	1,269
FPL Project Management, LLC	Reimbursement of Employee Expenses		P	583	1,005
FPL Project Management, LLC	Power Delivery Services Received by FPL		P	569.2	753
FPL Project Management, LLC	Power Generation Services Received by FPL		P	551	634
FPL Project Management, LLC	Accounting & Finance Services Received by FPL		P	186	632
FPL Project Management, LLC	Reimbursement of Employee Expenses		P	580	610
FPL Project Management, LLC	Power Delivery Services Received by FPL		P	592	484

ANALYSIS OF DIVERSIFICATION ACTIVITY
Summary of Affiliated Transfers and Cost Allocations

FLORIDA POWER & LIGHT COMPANY
For the Year Ended December 31, 2024

Name of Affiliate (a)	Type of Service and/or Name of Product (b)	Relevant Contract or Agreement and Effective Date (c)	Charge for Year		
			"P" or "S" (d)	Account Number (e)	Dollar Amount (f)
FPL Project Management, LLC	Reimbursement of Employee Expenses		P	517	347
FPL Project Management, LLC	Energy Marketing & Trading Services Received by FPL		P	426.5	338
FPL Project Management, LLC	Power Generation Services Received by FPL		P	549	326
FPL Project Management, LLC	Reimbursement of Employee Expenses		P	910	218
FPL Project Management, LLC	Reimbursement of Employee Expenses		P	566	216
FPL Project Management, LLC	Reimbursement of Employee Expenses		P	551	214
FPL Project Management, LLC	Allocation of Benefit Costs from Affiliate		P	408.1	117
FPL Project Management, LLC	Engineering & Construction Services Received by FPL		P	549	64
FPL Project Management, LLC	Reimbursement of Employee Expenses		P	Various	59
FPL Project Management, LLC	Reimbursement of Employee Expenses		P	590	26
FPL Project Management, LLC	General Counsel Services Received by FPL		P	921	(20)
FPL Read-i-Power, LLC	Federal Tax Payments/Distributions		P	234	15,090
FPL Read-i-Power, LLC	State Tax Distributions/Payments		P	234	4,182
FPL Read-i-Power, LLC	Allocation of Bank Service Fees		S	146	1,766
FPL Read-i-Power, LLC	Corporate Real Estate Services		S	146	308
FPL Read-i-Power, LLC	Allocation of Vendor Charges to Affiliate		S	146	136
FPL Read-i-Power, LLC	Corporate Systems Usage Billing		S	903	8
FPL Services, LLC	Sales Program Support		S	146	872,210
FPL Services, LLC	Funding of Cash Disbursements		S	131	561,744
FPL Services, LLC	Reimbursement of Employee Expenses		S	146	40,542
FPL Services, LLC	Customer Service Support		S	146	1,749
FPL Services, LLC	Corporate Real Estate Services		S	146	435
FPL Services, LLC	Allocation of Vendor Charges to Affiliate		S	926	170
FPL Services, LLC	Allocation of Expenses to Affiliate		S	916	(239)
FPL Services, LLC	Allocation of Project Costs from Affiliate		S	186	(3,351)
FPL Smart Services, LLC	Federal Tax Distributions/Payments		S	146	7,894
FPL Smart Services, LLC	State Tax Distributions/Payments		S	146	345
Frontier Utilities, LLC	Allocation of Vendor Charges to Affiliate		S	146	49,350
FRP Columbia County Solar, LLC	Power Generation Services		S	146	40,996
FRP Columbia County Solar, LLC	Engineering Construction and Integrated Supply Chain Services		S	146	37,571
FRP Columbia County Solar, LLC	Reimbursement of Employee Expenses		S	146	7,448
FRP Columbia County Solar, LLC	General Counsel and Environmental Services		S	146	2,852
FRP Columbia County Solar, LLC	Allocation of Vendor Charges to Affiliate		S	923	295
FRP Columbia County Solar, LLC	Allocation of Telecommunication Costs		S	146	75
FRP Columbia County Solar, LLC	Allocation of Vendor Charges to Affiliate		S	101, 107	49
FRP Columbia County Solar, LLC	Allocation of Vendor Charges to Affiliate		S	910	5
FRP Gadsden County Solar, LLC	Allocation of Vendor Charges to Affiliate		S	146	30,051
FRP Gadsden County Solar, LLC	Information Technology Services		S	146	19,396
FRP Gadsden County Solar, LLC	Engineering Construction and Integrated Supply Chain Services		S	146	15,525
FRP Gadsden County Solar, LLC	Power Generation Services		S	146	8,456

FLORIDA POWER & LIGHT COMPANY
For the Year Ended December 31, 2024

ANALYSIS OF DIVERSIFICATION ACTIVITY
Summary of Affiliated Transfers and Cost Allocations

Name of Affiliate (a)	Type of Service and/or Name of Product (b)	Relevant Contract or Agreement and Effective Date (c)	Charge for Year		
			"P" or "S" (d)	Account Number (e)	Dollar Amount (f)
FRP Gadsden County Solar, LLC	Central Lab Services		S	506	902
FRP Gadsden County Solar, LLC	Allocation of Temporary Labor Management Fee		S	146	533
FRP Gadsden County Solar, LLC	Allocation of Vendor Charges to Affiliate		S	921	390
FRP Gadsden County Solar, LLC	General Counsel and Environmental Services		S	146	266
FRP Gilchrist County Solar, LLC	Engineering Construction and Integrated Supply Chain Services		S	146	144,787
FRP Gilchrist County Solar, LLC	General Counsel and Environmental Services		S	146	3,010
FRP Gilchrist County Solar, LLC	Allocation of Vendor Charges to Affiliate		S	923	600
FRP Gilchrist County Solar, LLC	Allocation of Telecommunication Costs		S	146	510
FRP Tupelo Solar, LLC	Allocation of Vendor Charges to Affiliate		S	101, 107	73,946
FRP Tupelo Solar, LLC	Power Generation Services		S	146	36,474
FRP Tupelo Solar, LLC	Engineering Construction and Integrated Supply Chain Services		S	146	23,056
FRP Tupelo Solar, LLC	General Counsel and Environmental Services		S	146	10,754
FRP Tupelo Solar, LLC	Reimbursement of Employee Expenses		S	146	9,711
FRP Tupelo Solar, LLC	Central Lab Services		S	549	3,319
FRP Tupelo Solar, LLC	Central Lab Services		S	506	1,949
FRP Tupelo Solar, LLC	Allocation of Vendor Charges to Affiliate		S	146	1,522
FRP Tupelo Solar, LLC	Allocation of Vendor Charges to Affiliate		S	926	228
Garden Plain Solar, LLC	Allocation of Vendor Charges to Affiliate		S	926	1,805
Garden Wind, LLC	Central Lab Services		S	506	1,534
Garnet Energy Center LLC	Information Technology Services		S	146	6,956
Garnet Energy Center LLC	Engineering Construction and Integrated Supply Chain Services		S	146	4,945
Garnet Energy Center LLC	General Counsel and Environmental Services		S	146	469
Generation Repair and Service, LLC	Power Generation Services		S	146	123,621
Generation Repair and Service, LLC	Allocation of Vendor Charges to Affiliate		S	146	70,574
Generation Repair and Service, LLC	Allocation of Telecommunication Costs		S	146	26,558
Generation Repair and Service, LLC	Engineering Construction and Integrated Supply Chain Services		S	146	10,628
Generation Repair and Service, LLC	Allocation of Vendor Charges to Affiliate		S	923	3,201
Generation Repair and Service, LLC	Allocation of Vendor Charges to Affiliate		S	921	1,413
Generation Repair and Service, LLC	Allocation of Vendor Charges from Affiliate		P	232	1,192
Generation Repair and Service, LLC	Allocation of Temporary Labor Management Fee		S	146	947
Generation Repair and Service, LLC	General Counsel and Environmental Services		S	146	752
Generation Repair and Service, LLC	Reimbursement of Employee Expenses		P	101, 107	707
Generation Repair and Service, LLC	Allocation of Telecommunication Costs		P	921	667
Generation Repair and Service, LLC	Information Technology Services		S	146	316
Generation Repair and Service, LLC	Reimbursement of Employee Expenses		P	926	181
Generation Repair and Service, LLC	Allocation of Vendor Charges to Affiliate		S	910	53
Generation Repair and Service, LLC	Reimbursement of Employee Expenses		P	921	35
Generation Repair and Service, LLC	Allocation of Telecommunication Costs		S	Various	31
Generation Repair and Service, LLC	Allocation of Vendor Charges to Affiliate		S	Various	10
Generation Repair and Service, LLC	Reimbursement of Employee Expenses		P	590	8

ANALYSIS OF DIVERSIFICATION ACTIVITY
Summary of Affiliated Transfers and Cost Allocations

FLORIDA POWER & LIGHT COMPANY
For the Year Ended December 31, 2024

Name of Affiliate (a)	Type of Service and/or Name of Product (b)	Relevant Contract or Agreement and Effective Date (c)	Change for Year		
			"P" or "S" (d)	Account Number (e)	Dollar Amount (f)
Generation Repair and Service, LLC	Reimbursement of Employee Expenses		P	580	8
Generation Repair and Service, LLC	Reimbursement of Employee Expenses		P	593	7
Generation Repair and Service, LLC	Information Technology Services		S	910	5
Generation Repair and Service, LLC	Reimbursement of Employee Expenses		P	596	4
Generation Repair and Service, LLC	Reimbursement of Employee Expenses		P	594	4
Generation Repair and Service, LLC	Reimbursement of Employee Expenses		P	588	4
Generation Repair and Service, LLC	Reimbursement of Employee Expenses		P	583	4
Generation Repair and Service, LLC	Information Technology Services		S	Various	1
Genesis Solar, LLC	Accounting & Finance Services		S	146	11,612
Genesis Solar, LLC	Central Lab Services		S	506	4,817
Genesis Solar, LLC	Allocation of Temporary Labor Management Fee		S	146	3,212
Genesis Solar, LLC	Engineering Construction and Integrated Supply Chain Services		S	146	2,856
Genesis Solar, LLC	Allocation of Contractor Expenses from Affiliate		P	232	671
Genesis Solar, LLC	Corporate Real Estate Services		S	146	600
Genesis Solar, LLC	Allocation of Vendor Charges from Affiliate		P	232	374
Genesis Solar, LLC	Allocation of Telecommunication Costs		P	921	44
Gexa Energy, LP	Sale of Renewable Energy Credits		S	421	561,911
Gexa Energy, LP	Allocation of Bank Service Fees		S	146	161,392
Gexa Energy, LP	Information Technology Capital Support Received by FPL		P	101, 107	103,726
Gexa Energy, LP	Allocation of Vendor Charges to Affiliate		S	921	93,347
Gexa Energy, LP	Allocation of Telecommunication Costs		S	146	80,502
Gexa Energy, LP	Storm Support Received by FPL		P	186	46,749
Gexa Energy, LP	Human Resources Services		S	146	29,458
Gexa Energy, LP	Marketing & Communications Services Received by FPL		P	426.5	22,908
Gexa Energy, LP	Allocation of Vendor Charges from Affiliate		P	232	19,194
Gexa Energy, LP	Allocation of Vendor Charges to Affiliate		S	101, 107	15,608
Gexa Energy, LP	Reimbursement of Employee Expenses		S	146	12,052
Gexa Energy, LP	Information Technology Services		S	923	12,000
Gexa Energy, LP	Reimbursement of Employee Expenses		P	923	6,275
Gexa Energy, LP	Allocation of Vendor Charges from Affiliate		P	908	4,381
Gexa Energy, LP	Reimbursement of Employee Expenses		P	921	3,259
Gexa Energy, LP	Energy Marketing & Trading Services Received by FPL		P	588	2,673
Gexa Energy, LP	Energy Marketing & Trading Services Received by FPL		P	547	2,619
Gexa Energy, LP	Allocation of Contractor Expenses from Affiliate		P	232	2,322
Gexa Energy, LP	Allocation of Vendor Charges to Affiliate		S	910	1,560
Gexa Energy, LP	Reimbursement of Employee Expenses		P	101, 107	1,374
Gexa Energy, LP	Allocation of Temporary Labor Management Fee		S	146	1,123
Gexa Energy, LP	Reimbursement of Employee Expenses		P	426.1	416
Gexa Energy, LP	Allocation of Vendor Charges to Affiliate		S	Various	301
Gexa Energy, LP	Transfer of Employee Payroll Dollars		P	232	244

ANALYSIS OF DIVERSIFICATION ACTIVITY
Summary of Affiliated Transfers and Cost Allocations

FLORIDA POWER & LIGHT COMPANY
For the Year Ended December 31, 2024

Name of Affiliate (a)	Type of Service and/or Name of Product (b)	Relevant Contract or Agreement and Effective Date (c)	Charge for Year		
			"P" or "S" (d)	Account Number (e)	Dollar Amount (f)
Gexa Energy, LP	Reimbursement of Employee Expenses		P	552	200
Gexa Energy, LP	Human Resource Support Provided by Affiliate		P	241	147
Gexa Energy, LP	State Tax Activity		S	146	147
Gexa Energy, LP	Allocation of Telecommunication Costs		S	921	100
Gexa Energy, LP	Energy Marketing & Trading Services Received by FPL		P	501	53
Gexa Energy, LP	Allocation of Telecommunication Costs		S	Various	52
Gexa Energy, LP	Reimbursement of Employee Expenses		P	553	12
Ghost Pine Windfarm, LP	Allocation of Vendor Charges from Affiliate		P	232	1,515
Ghost Pine Windfarm, LP	Allocation of Vendor Charges to Affiliate		S	146	1,515
Ghost Pine Windfarm, LP	Central Lab Services		S	549	1,483
Ghost Pine Windfarm, LP	Central Lab Services		S	506	871
Ghost Pine Windfarm, LP	Allocation of Vendor Charges to Affiliate		S	923	590
Ghost Pine Windfarm, LP	Information Technology Services		S	923	295
Ghost Pine Windfarm, LP	Human Resources Services		S	146	217
Ghost Pine Windfarm, LP	Allocation of Vendor Charges to Affiliate		S	921	209
Ghost Pine Windfarm, LP	Allocation of Vendor Charges to Affiliate		S	101, 107	98
Ghost Pine Windfarm, LP	Information Technology Services		S	101, 107	49
Ghost Pine Windfarm, LP	Allocation of Vendor Charges to Affiliate		S	910	10
Ghost Pine Windfarm, LP	Information Technology Services		S	910	5
Ghost Pine Windfarm, LP	Allocation of Vendor Charges to Affiliate		S	Various	2
Golden Hills North Wind, LLC	Power Generation Services		S	146	59,976
Golden Hills North Wind, LLC	Allocation of Vendor Charges to Affiliate		S	923	295
Golden Hills North Wind, LLC	Central Lab Services		S	549	270
Golden Hills North Wind, LLC	Central Lab Services		S	506	159
Golden Hills North Wind, LLC	Allocation of Vendor Charges to Affiliate		S	910	5
Golden Hills North Wind, LLC	Allocation of Vendor Charges to Affiliate		S	Various	1
Golden Hills Wind, LLC	Power Generation Services		S	146	12,897
Golden Hills Wind, LLC	Allocation of Telecommunication Costs		S	146	1,846
Golden Hills Wind, LLC	Central Lab Services		S	506	738
Golden Hills Wind, LLC	Allocation of Temporary Labor Management Fee		S	146	596
Golden Hills Wind, LLC	Allocation of Vendor Charges to Affiliate		S	923	295
Golden Hills Wind, LLC	Allocation of Vendor Charges to Affiliate		S	921	232
Golden Hills Wind, LLC	Allocation of Vendor Charges to Affiliate		S	101, 107	88
Golden Hills Wind, LLC	Allocation of Vendor Charges to Affiliate		S	910	9
Golden Hills Wind, LLC	Allocation of Vendor Charges to Affiliate		S	Various	2
Golden West Power Partners, LLC	Allocation of Telecommunication Costs		S	146	3,487
Golden West Power Partners, LLC	Allocation of Temporary Labor Management Fee		S	146	170
Golden West Power Partners, LLC	Allocation of Telecommunication Costs		P	921	73
Golden West Power Partners, LLC	Human Resources Services		S	146	64
Golden West Power Partners, LLC	Allocation of Vendor Charges to Affiliate		S	101, 107	49

ANALYSIS OF DIVERSIFICATION ACTIVITY
Summary of Affiliated Transfers and Cost Allocations

FLORIDA POWER & LIGHT COMPANY
For the Year Ended December 31, 2024

Name of Affiliate (a)	Type of Service and/or Name of Product (b)	Relevant Contract or Agreement and Effective Date (c)	Charge for Year		
			"P" or "S" (d)	Account Number (e)	Dollar Amount (f)
Golden West Power Partners, LLC	Allocation of Vendor Charges to Affiliate		S	910	5
Golden West Power Partners, LLC	Allocation of Vendor Charges to Affiliate		S	Various	1
Goldenrod Solar, LLC	Engineering Construction and Integrated Supply Chain Services		S	146	36,192
Gopher Energy Storage, LLC	Information Technology Services		S	146	7,585
Gopher Energy Storage, LLC	Allocation of Vendor Charges to Affiliate		S	923	6,000
Gopher Energy Storage, LLC	Allocation of Vendor Charges to Affiliate		S	921	2,024
Gopher Energy Storage, LLC	Allocation of Vendor Charges to Affiliate		S	101, 107	336
Gopher Energy Storage, LLC	Allocation of Vendor Charges to Affiliate		S	146	225
Gopher Energy Storage, LLC	Allocation of Vendor Charges to Affiliate		S	910	34
Gopher Energy Storage, LLC	Allocation of Vendor Charges to Affiliate		S	Various	6
Goshen Wind, LP	Power Generation Services		S	146	3,715
Goshen Wind, LP	Allocation of Vendor Charges to Affiliate		S	923	1,476
Goshen Wind, LP	Human Resources Services		S	146	261
Goshen Wind, LP	Allocation of Vendor Charges to Affiliate		S	101, 107	245
Goshen Wind, LP	Allocation of Vendor Charges to Affiliate		S	910	25
Goshen Wind, LP	Allocation of Vendor Charges to Affiliate		S	Various	5
Granite Reliable Power, LLC	Information Technology Services		S	146	1,904
Granite Reliable Power, LLC	Engineering Construction and Integrated Supply Chain Services		S	146	891
Granite Reliable Power, LLC	Allocation of Vendor Charges to Affiliate		S	910	5
Granite Reliable Power, LLC	Allocation of Vendor Charges to Affiliate		S	Various	1
Gray County Wind, LLC	Central Lab Services		S	549	9,453
Gray County Wind, LLC	Central Lab Services		S	506	5,552
Gray County Wind, LLC	Human Resources Services		S	146	264
Gray County Wind, LLC	Allocation of Telecommunication Costs		S	146	232
Great Prairie Wind II, LLC	Allocation of Telecommunication Costs		S	146	389
Great Prairie Wind, LLC	Central Lab Services		S	506	11,055
Great Prairie Wind, LLC	Human Resources Services		S	146	1,717
Great Prairie Wind, LLC	Allocation of Vendor Charges to Affiliate		S	101, 107	196
Great Prairie Wind, LLC	Reimbursement of Employee Expenses		S	146	97
Great Prairie Wind, LLC	Allocation of Telecommunication Costs		P	921	34
Great Prairie Wind, LLC	Allocation of Telecommunication Costs		P	234	10
Great Prairie Wind, LLC	Allocation of Vendor Charges to Affiliate		S	Various	4
Great Prairie Wind, LLC	Information Technology Services		S	Various	1
Green Hydrogen Holdings LLC	Allocation of Vendor Charges to Affiliate		S	146	234,338
Green Hydrogen Holdings LLC	Engineering Construction and Integrated Supply Chain Services		S	146	83,840
Green Hydrogen Holdings LLC	Allocation of Vendor Charges to Affiliate		S	926	4,064
Green Hydrogen Holdings LLC	Allocation of Vendor Charges to Affiliate		S	921	3,541
Green Hydrogen Holdings LLC	Corporate Real Estate Services		S	935	1,153
Green Hydrogen Holdings LLC	Allocation of Telecommunication Costs		S	146	803
Green Hydrogen Holdings LLC	Corporate Real Estate Services		S	146	228

ANALYSIS OF DIVERSIFICATION ACTIVITY
Summary of Affiliated Transfers and Cost Allocations

FLORIDA POWER & LIGHT COMPANY
For the Year Ended December 31, 2024

Name of Affiliate (a)	Type of Service and/or Name of Product (b)	Relevant Contract or Agreement and Effective Date (c)	Charge for Year		
			"P" or "S" (d)	Account Number (e)	Dollar Amount (f)
Green Hydrogen Holdings LLC	Allocation of Telecommunication Costs		S	921	34
Green Hydrogen Holdings LLC	Allocation of Telecommunication Costs		S	Various	20
Green Hydrogen Holdings LLC	Allocation of Vendor Charges to Affiliate		S	Various	11
Green Hydrogen Holdings LLC	General Counsel and Environmental Services		S	146	(79)
Green Mtn Storage LLC	Allocation of Vendor Charges to Affiliate		S	101, 107	53,120
Green River Solar, LLC	Allocation of Vendor Charges to Affiliate		S	101, 107	73,946
Green River Solar, LLC	Engineering Construction and Integrated Supply Chain Services		S	146	37,119
Green River Solar, LLC	Information Technology Services		S	146	5,499
Green River Solar, LLC	Reimbursement of Employee Expenses		S	146	1,053
Green River Solar, LLC	Allocation of Vendor Charges to Affiliate		S	923	1,000
Greensboro Solar Center, LLC	Engineering Construction and Integrated Supply Chain Services		S	146	23,832
GridLiance Heartland LLC	Corporate Service Charge		S	146	44,400
GridLiance Heartland LLC	Accounting & Finance Services		S	146	23,914
GridLiance Heartland LLC	Power Delivery Services		S	146	352
GridLiance Heartland LLC	Allocation of Vendor Charges to Affiliate		S	146	23
GridLiance Heartland LLC	Allocation of Vendor Charges to Affiliate		S	101, 107	21
GridLiance Heartland LLC	Allocation of Vendor Charges to Affiliate		S	910	2
GridLiance High Plains LLC	Accounting & Finance Services		S	146	30,354
GridLiance High Plains LLC	Information Technology Services		S	146	8,903
GridLiance High Plains LLC	Power Delivery Services		S	146	2,112
GridLiance High Plains LLC	Reimbursement of Employee Expenses		S	146	7
GridLiance Holdco, LLC	Allocation of Vendor Charges to Affiliate		S	146	62,255
GridLiance Holdco, LLC	General Counsel and Environmental Services		S	146	9,351
GridLiance Holdco, LLC	Reimbursement of Employee Expenses		S	146	4,251
GridLiance Holdco, LLC	Allocation of Vendor Charges to Affiliate		S	926	2,968
GridLiance Holdco, LLC	Allocation of Vendor Charges to Affiliate		S	456	1,750
GridLiance Holdco, LLC	Allocation of Vendor Charges to Affiliate		S	923	590
GridLiance Holdco, LLC	Human Resources Services		S	146	366
GridLiance Holdco, LLC	Information Technology Services		S	146	108
GridLiance Holdco, LLC	Allocation of Vendor Charges to Affiliate		S	910	14
GridLiance Management, LLC	Corporate Service Charge		S	146	430,423
GridLiance Management, LLC	Accounting & Finance Services		S	146	31,221
GridLiance Management, LLC	Human Resources Services		S	146	19,845
GridLiance Management, LLC	Storm Support Received by FPL		P	186	12,741
GridLiance Management, LLC	Customer Service Support		S	146	8,002
GridLiance Management, LLC	Allocation of Telecommunication Costs		S	146	7,583
GridLiance Management, LLC	Allocation of Benefit Costs to Affiliate		S	146	4,619
GridLiance Management, LLC	Allocation of Vendor Charges to Affiliate		S	101, 107	4,084
GridLiance Management, LLC	General Counsel and Environmental Services		S	146	2,053
GridLiance Management, LLC	Allocation of Insurance Cost for Premium		S	146	1,765

ANALYSIS OF DIVERSIFICATION ACTIVITY
Summary of Affiliated Transfers and Cost Allocations

FLORIDA POWER & LIGHT COMPANY
For the Year Ended December 31, 2024

Name of Affiliate (a)	Type of Service and/or Name of Product (b)	Relevant Contract or Agreement and Effective Date (c)	Charge for Year		
			"P" or "S" (d)	Account Number (e)	Dollar Amount (f)
GridLiance Management, LLC	Accounting & Finance Services Received by FPL		P	186	849
GridLiance Management, LLC	Transfer of Employee Payroll Dollars		P	232	827
GridLiance Management, LLC	Reimbursement of Employee Expenses		P	101, 107	756
GridLiance Management, LLC	Corporate Real Estate Services		S	935	700
GridLiance Management, LLC	Allocation of Vendor Charges to Affiliate		S	146	572
GridLiance Management, LLC	Allocation of Vendor Charges to Affiliate		S	921	458
GridLiance Management, LLC	Reimbursement of Employee Expenses		P	186	372
GridLiance Management, LLC	Reimbursement of Employee Expenses		P	930.2	330
GridLiance Management, LLC	Reimbursement of Employee Expenses		P	926	277
GridLiance Management, LLC	Allocation of Vendor Charges to Affiliate		S	910	122
GridLiance Management, LLC	Reimbursement of Employee Expenses		S	146	95
GridLiance Management, LLC	Allocation of Vendor Credit from Affiliate		P	232	3
GridLiance West LLC	Corporate Service Charge		S	146	202,238
GridLiance West LLC	Engineering Construction and Integrated Supply Chain Services		S	146	28,727
GridLiance West LLC	Accounting & Finance Services		S	146	25,902
GridLiance West LLC	Reimbursement of Employee Expenses		S	146	18,448
GridLiance West LLC	Information Technology Services		S	146	13,404
GridLiance West LLC	Allocation of Vendor Charges to Affiliate		S	146	3,286
GridLiance West LLC	Power Delivery Services		S	146	2,464
GridLiance West LLC	General Counsel and Environmental Services		S	146	1,676
GridLiance West LLC	Marketing and Communication Services		S	146	471
GridLiance West LLC	Allocation of Telecommunication Costs		S	146	280
GridLiance West LLC	Allocation of Vendor Charges to Affiliate		S	101, 107	189
GridLiance West LLC	Marketing & Communication Services		S	923	76
GridLiance West LLC	Allocation of Telecommunication Costs		P	921	28
GridLiance West LLC	Allocation of Temporary Labor Management Fee		S	146	21
GridLiance West LLC	Allocation of Vendor Charges to Affiliate		S	910	19
GridLiance West LLC	Allocation of Vendor Charges to Affiliate		S	Various	4
Hancock County Wind, LLC	Allocation of Vendor Charges to Affiliate		S	923	1,180
Hancock County Wind, LLC	Allocation of Vendor Charges to Affiliate		S	101, 107	196
Hancock County Wind, LLC	Allocation of Vendor Charges to Affiliate		S	910	20
Harmony Florida Solar II, LLC	Engineering Construction and Integrated Supply Chain Services		S	146	60,726
Harmony Florida Solar II, LLC	Information Technology Services		S	146	17,417
Harmony Florida Solar II, LLC	Allocation of Vendor Charges to Affiliate		S	921	1,521
Harmony Florida Solar II, LLC	Allocation of Vendor Charges to Affiliate		S	923	1,500
Harmony Florida Solar II, LLC	Central Lab Services		S	549	540
Harmony Florida Solar II, LLC	General Counsel and Environmental Services		S	146	362
Harmony Florida Solar II, LLC	Allocation of Vendor Charges to Affiliate		S	926	116
Harmony Florida Solar II, LLC	Allocation of Temporary Labor Management Fee		S	146	13
Harmony Florida Solar, LLC	Power Generation Services		S	146	27,829

*ANALYSIS OF DIVERSIFICATION ACTIVITY
Summary of Affiliated Transfers and Cost Allocations*

FLORIDA POWER & LIGHT COMPANY
For the Year Ended December 31, 2024

Name of Affiliate (a)	Type of Service and/or Name of Product (b)	Relevant Contract or Agreement and Effective Date (c)	Charge for Year		
			"P" or "S" (d)	Account Number (e)	Dollar Amount (f)
Harmony Florida Solar, LLC	Reimbursement of Employee Expenses		S	146	1,307
Harmony Florida Solar, LLC	Central Lab Services		S	549	150
Harmony Florida Solar, LLC	Central Lab Services		S	506	88
Hart Wind Holdings, LLC	Allocation of Vendor Charges to Affiliate		S	146	2,438
Hart Wind Holdings, LLC	Information Technology Services		S	146	2,263
Hart Wind Holdings, LLC	Allocation of Telecommunication Costs		S	146	43
Hatch Solar Energy Center I LLC	Allocation of Vendor Charges from Affiliate		P	101, 107	8,131
Hatch Solar Energy Center I LLC	Allocation of Telecommunication Costs		S	146	261
Heartland Divide Wind II, LLC	Central Lab Services		S	549	466
Heartland Divide Wind II, LLC	Central Lab Services		S	506	274
Heartland Divide Wind Project, LLC	Power Generation Services		S	146	1,105
Heartland Divide Wind Project, LLC	Central Lab Services		S	506	605
High Banks Wind, LLC	Engineering Construction and Integrated Supply Chain Services		S	146	25,476
High Banks Wind, LLC	Central Lab Services		S	549	6,349
High Banks Wind, LLC	Allocation of Telecommunication Costs		S	146	4,247
High Banks Wind, LLC	Allocation of Vendor Charges to Affiliate		S	146	3,748
High Banks Wind, LLC	Central Lab Services		S	506	3,729
High Banks Wind, LLC	Allocation of Vendor Charges to Affiliate		S	923	2,951
High Banks Wind, LLC	Human Resources Services		S	146	1,939
High Banks Wind, LLC	Reimbursement of Employee Expenses		S	146	660
High Banks Wind, LLC	Allocation of Vendor Charges to Affiliate		S	101, 107	490
High Banks Wind, LLC	Allocation of Vendor Charges to Affiliate		S	926	318
High Banks Wind, LLC	Information Technology Services		S	923	295
High Banks Wind, LLC	Information Technology Services		S	146	181
High Banks Wind, LLC	Allocation of Vendor Charges to Affiliate		S	921	138
High Banks Wind, LLC	Allocation of Telecommunication Costs		P	921	83
High Banks Wind, LLC	Information Technology Services		S	101, 107	49
High Banks Wind, LLC	Allocation of Vendor Charges to Affiliate		S	910	49
High Banks Wind, LLC	Allocation of Telecommunication Costs		P	234	20
High Banks Wind, LLC	Allocation of Vendor Charges to Affiliate		S	Various	9
High Banks Wind, LLC	Information Technology Services		S	910	5
High Banks Wind, LLC	Allocation of Vendor Charges from Affiliate		P	232	4
High Banks Wind, LLC	Information Technology Services		S	Various	1
High Lonesome Mesa Wind, LLC	Power Generation Services		S	146	2,717
High Lonesome Mesa Wind, LLC	Reimbursement of Employee Expenses		S	146	1,197
High Lonesome Mesa Wind, LLC	Allocation of Telecommunication Costs		S	146	957
High Lonesome Mesa Wind, LLC	General Counsel and Environmental Services		S	146	218
High Majestic Wind I, LLC	Allocation of Vendor Charges to Affiliate		S	146	1,450
High Majestic Wind I, LLC	Allocation of Telecommunication Costs		P	921	31
High River Energy Center, LLC	Allocation of Vendor Charges to Affiliate		S	101, 107	15,235

ANALYSIS OF DIVERSIFICATION ACTIVITY
Summary of Affiliated Transfers and Cost Allocations

FLORIDA POWER & LIGHT COMPANY
For the Year Ended December 31, 2024

Name of Affiliate (a)	Type of Service and/or Name of Product (b)	Relevant Contract or Agreement and Effective Date (c)	Charge for Year		
			"P" or "S" (d)	Account Number (e)	Dollar Amount (f)
High River Energy Center, LLC	Power Generation Services		S	146	10,313
High River Energy Center, LLC	Reimbursement of Employee Expenses		S	146	8,023
High River Energy Center, LLC	General Counsel and Environmental Services		S	146	923
High River Energy Center, LLC	Central Lab Services		S	549	720
High River Energy Center, LLC	Allocation of Vendor Charges to Affiliate		S	146	449
High River Energy Center, LLC	Allocation of Vendor Charges to Affiliate		S	Various	1
High Winds, LLC	Central Lab Services		S	549	652
High Winds, LLC	Central Lab Services		S	506	383
High Winds, LLC	Allocation of Telecommunication Costs		P	921	142
High Winds, LLC	Allocation of Vendor Charges to Affiliate		S	101, 107	35
High Winds, LLC	Allocation of Vendor Charges to Affiliate		S	910	4
High Winds, LLC	Allocation of Vendor Charges to Affiliate		S	Various	1
Horizon West Transmission, LLC	Engineering Construction and Integrated Supply Chain Services		S	146	83,902
Horizon West Transmission, LLC	Corporate Service Charge		S	146	74,613
Horizon West Transmission, LLC	Accounting & Finance Services		S	146	50,207
Horizon West Transmission, LLC	Allocation of Telecommunication Costs		S	146	1,334
Horizon West Transmission, LLC	Allocation of Vendor Charges to Affiliate		S	146	640
Horizon West Transmission, LLC	Marketing and Communication Services		S	146	484
Horizon West Transmission, LLC	General Counsel and Environmental Services		S	146	145
Horizon West Transmission, LLC	Allocation of Temporary Labor Management Fee		S	146	88
Horizon West Transmission, LLC	Allocation of Vendor Charges to Affiliate		S	101, 107	21
Horizon West Transmission, LLC	Allocation of Vendor Charges to Affiliate		S	910	2
Horse Hollow Generation Tie Holdings, LLC	Central Lab Services		S	549	900
Horse Hollow Generation Tie Holdings, LLC	Allocation of Telecommunication Costs		S	146	23
Horse Hollow Wind I, LLC	Power Generation Services		S	146	9,421
Horse Hollow Wind I, LLC	Central Lab Services		S	549	978
Horse Hollow Wind I, LLC	Allocation of Vendor Charges to Affiliate		S	921	209
Horse Hollow Wind I, LLC	Allocation of Vendor Charges to Affiliate		S	101, 107	49
Horse Hollow Wind I, LLC	Allocation of Telecommunication Costs		P	921	43
Horse Hollow Wind I, LLC	Allocation of Vendor Charges to Affiliate		S	Various	1
Horse Hollow Wind II, LLC	Allocation of Telecommunication Costs		S	146	1,520
Horse Hollow Wind II, LLC	Central Lab Services		S	549	876
Horse Hollow Wind II, LLC	Central Lab Services		S	506	514
Horse Hollow Wind II, LLC	Allocation of Telecommunication Costs		P	921	44
Horse Hollow Wind III, LLC	Allocation of Telecommunication Costs		S	146	688
Horse Hollow Wind III, LLC	Allocation of Vendor Charges from Affiliate		P	590	327
Horse Hollow Wind III, LLC	Allocation of Vendor Charges from Affiliate		P	232	30
Horse Hollow Wind IV, LLC	Central Lab Services		S	549	606
Horse Hollow Wind IV, LLC	Central Lab Services		S	506	356
Hubbard Wind, LLC	Allocation of Telecommunication Costs		S	146	4,328

*ANALYSIS OF DIVERSIFICATION ACTIVITY
Summary of Affiliated Transfers and Cost Allocations*

FLORIDA POWER & LIGHT COMPANY
For the Year Ended December 31, 2024

Name of Affiliate (a)	Type of Service and/or Name of Product (b)	Relevant Contract or Agreement and Effective Date (c)	Charge for Year		
			"P" or "S" (d)	Account Number (e)	Dollar Amount (f)
Hubbard Wind, LLC	Allocation of Vendor Charges to Affiliate		S	921	665
Hubbard Wind, LLC	Human Resources Services		S	146	650
Hubbard Wind, LLC	Allocation of Vendor Charges to Affiliate		S	923	590
Hubbard Wind, LLC	Allocation of Vendor Charges to Affiliate		S	101, 107	98
Hubbard Wind, LLC	Allocation of Vendor Charges to Affiliate		S	146	51
Hubbard Wind, LLC	Allocation of Vendor Charges to Affiliate		S	910	10
Hubbard Wind, LLC	Allocation of Vendor Charges to Affiliate		S	Various	2
Indian Mesa Wind, LLC	Central Lab Services		S	549	778
Indian Mesa Wind, LLC	Allocation of Telecommunication Costs		S	146	536
Indian Mesa Wind, LLC	Central Lab Services		S	506	457
Indian Mesa Wind, LLC	Allocation of Vendor Charges to Affiliate		S	923	295
Indian Mesa Wind, LLC	Human Resources Services		S	146	66
Indian Mesa Wind, LLC	Allocation of Vendor Charges to Affiliate		S	101, 107	49
Indian Mesa Wind, LLC	Allocation of Vendor Charges to Affiliate		S	Various	1
Indiantown Cogeneration, L.P.	General Counsel and Environmental Services		S	146	11,791
Indiantown Cogeneration, L.P.	Power Generation Services		S	146	312
Inertia Energy Storage, LLC	Engineering Construction and Integrated Supply Chain Services		S	146	10,517
Inertia Energy Storage, LLC	Allocation of Vendor Charges to Affiliate		S	921	2,530
Inertia Energy Storage, LLC	Allocation of Vendor Charges to Affiliate		S	101, 107	420
Inertia Energy Storage, LLC	Allocation of Vendor Charges to Affiliate		S	910	42
Inertia Energy Storage, LLC	Allocation of Vendor Charges to Affiliate		S	Various	8
Inertia Solar Project, LLC	Engineering Construction and Integrated Supply Chain Services		S	146	23,832
Inertia Solar Project, LLC	Reimbursement of Employee Expenses		S	146	327
Inertia Wind Project, LLC	Central Lab Services		S	549	3,640
Inertia Wind Project, LLC	Central Lab Services		S	506	2,138
Inertia Wind Project, LLC	Allocation of Telecommunication Costs		S	146	2,081
Inertia Wind Project, LLC	Engineering Construction and Integrated Supply Chain Services		S	146	483
Inertia Wind Project, LLC	Allocation of Vendor Charges to Affiliate		S	146	420
Inertia Wind Project, LLC	Human Resources Services		S	146	199
Irish Creek Wind, LLC	Reimbursement of Employee Expenses		S	146	2,119
Irish Creek Wind, LLC	Central Lab Services		S	549	1,701
Irish Creek Wind, LLC	Marketing and Communication Services		S	146	86
Irish Creek Wind, LLC	Allocation of Temporary Labor Management Fee		S	146	5
Jackalope Wind, LLC	Nuclear Operations Services		S	146	512
Jackson Fuller Energy Storage, LLC	Allocation of Vendor Charges to Affiliate		S	146	3,917
Javelina Wind Energy, LLC	Allocation of Vendor Charges to Affiliate		S	146	2,952
Javelina Wind Energy, LLC	Central Lab Services		S	549	2,242
Javelina Wind Energy, LLC	Central Lab Services		S	506	1,317
Javelina Wind Energy, LLC	Allocation of Telecommunication Costs		P	921	2
Jordan Creek Wind Farm LLC	Power Generation Services		S	146	6,077

ANALYSIS OF DIVERSIFICATION ACTIVITY
Summary of Affiliated Transfers and Cost Allocations

FLORIDA POWER & LIGHT COMPANY
For the Year Ended December 31, 2024

Name of Affiliate (a)	Type of Service and/or Name of Product (b)	Relevant Contract or Agreement and Effective Date (c)	Charge for Year		
			"P" or "S" (d)	Account Number (e)	Dollar Amount (f)
Jordan Creek Wind Farm LLC	Central Lab Services		S	549	3,882
Jordan Creek Wind Farm LLC	Allocation of Vendor Charges to Affiliate		S	146	3,756
Jordan Creek Wind Farm LLC	Human Resources Services		S	146	653
Jordan Creek Wind Farm LLC	Allocation of Vendor Charges to Affiliate		S	923	590
Jordan Creek Wind Farm LLC	Allocation of Vendor Charges to Affiliate		S	921	443
Jordan Creek Wind Farm LLC	Allocation of Vendor Charges to Affiliate		S	101, 107	98
Jordan Creek Wind Farm LLC	Allocation of Telecommunication Costs		P	921	2
Jordan Creek Wind Farm LLC	Allocation of Vendor Charges to Affiliate		S	Various	2
Kaufman Solar, LLC	Allocation of Vendor Charges to Affiliate		S	921	209
Kaufman Solar, LLC	Reimbursement of Employee Expenses		S	146	105
Kerwood Wind, LP	Allocation of Vendor Charges to Affiliate		S	101, 107	53,169
Kerwood Wind, LP	Central Lab Services		S	549	1,321
Kerwood Wind, LP	Allocation of Vendor Charges to Affiliate		S	923	295
Kerwood Wind, LP	Human Resources Services		S	146	254
Kerwood Wind, LP	Allocation of Vendor Charges to Affiliate		S	910	5
Kerwood Wind, LP	Allocation of Vendor Charges to Affiliate		S	Various	1
Kiefer Landfill Generating II LLC	Reimbursement of Employee Expenses		S	146	196
King Mountain Upton Wind, LLC	Power Generation Services		S	146	13,431
King Mountain Upton Wind, LLC	Reimbursement of Employee Expenses		S	146	1,575
King Mountain Upton Wind, LLC	Central Lab Services		S	549	1,249
King Mountain Upton Wind, LLC	Central Lab Services		S	506	734
King Mountain Upton Wind, LLC	Allocation of Vendor Charges to Affiliate		S	146	710
King Mountain Upton Wind, LLC	Engineering Construction and Integrated Supply Chain Services		S	146	256
Kingman Wind Energy I, LLC	Allocation of Vendor Charges to Affiliate		S	146	3,075
Kingman Wind Energy I, LLC	Central Lab Services		S	549	1,222
Kingman Wind Energy I, LLC	Central Lab Services		S	506	718
Kingman Wind Energy I, LLC	Allocation of Vendor Charges to Affiliate		S	921	506
Kingman Wind Energy I, LLC	Human Resources Services		S	146	196
Kingman Wind Energy I, LLC	Engineering Construction and Integrated Supply Chain Services		S	146	139
Kingman Wind Energy I, LLC	Allocation of Vendor Charges to Affiliate		S	101, 107	84
Kingman Wind Energy I, LLC	Allocation of Telecommunication Costs		P	101, 107	9
Kingman Wind Energy I, LLC	Allocation of Vendor Charges to Affiliate		S	910	8
Kingman Wind Energy I, LLC	Allocation of Vendor Charges to Affiliate		S	Various	2
Kingman Wind Energy II, LLC	Central Lab Services		S	506	623
Kingman Wind Energy II, LLC	Engineering Construction and Integrated Supply Chain Services		S	146	80
Kola Energy Storage, LLC	Allocation of Vendor Charges to Affiliate		S	101, 107	73,971
Kola Energy Storage, LLC	Allocation of Vendor Charges to Affiliate		S	921	7,856
Kola Energy Storage, LLC	Reimbursement of Employee Expenses		S	146	5,419
Kola Energy Storage, LLC	Information Technology Services		S	146	3,816
Kola Energy Storage, LLC	General Counsel and Environmental Services		S	146	95

ANALYSIS OF DIVERSIFICATION ACTIVITY
Summary of Affiliated Transfers and Cost Allocations

FLORIDA POWER & LIGHT COMPANY
For the Year Ended December 31, 2024

Name of Affiliate (a)	Type of Service and/or Name of Product (b)	Relevant Contract or Agreement and Effective Date (c)	Charge for Year		
			"P" or "S" (d)	Account Number (e)	Dollar Amount (f)
Kola Energy Storage, LLC	Allocation of Vendor Charges to Affiliate		S	926	8
Kola Energy Storage, LLC	Allocation of Vendor Charges to Affiliate		S	910	2
Kossuth County Wind LLC	Reimbursement of Employee Expenses		S	146	992
Kossuth County Wind LLC	Power Generation Services		S	146	647
Kossuth County Wind LLC	Central Lab Services		S	549	318
Kossuth County Wind LLC	Central Lab Services		S	506	187
KPB Financial Corp.	State Tax Distributions/Payments		P	234	(311,078)
La Casa Wind, LLC	Engineering Construction and Integrated Supply Chain Services		S	146	116,521
La Casa Wind, LLC	Allocation of Vendor Charges to Affiliate		S	146	32,199
La Casa Wind, LLC	Allocation of Contractor Expenses from Affiliate		P	232	4,555
La Casa Wind, LLC	Reimbursement of Employee Expenses		S	146	2,357
La Casa Wind, LLC	Allocation of Vendor Charges to Affiliate		S	101, 107	48
La Casa Wind, LLC	Allocation of Vendor Charges to Affiliate		S	921	2
Lacy Creek Wind, LLC	Allocation of Telecommunication Costs		S	146	2,342
Lacy Creek Wind, LLC	Allocation of Vendor Charges to Affiliate		S	146	306
Langdon Renewables, LLC	Allocation of Contractor Expenses from Affiliate		P	232	4,963
Langdon Renewables, LLC	Central Lab Services		S	549	4,025
Langdon Renewables, LLC	Central Lab Services		S	506	2,364
Langdon Renewables, LLC	Allocation of Telecommunication Costs		S	146	1,932
Langdon Renewables, LLC	Power Generation Services		S	146	1,662
Langdon Renewables, LLC	Allocation of Vendor Charges to Affiliate		S	923	590
Langdon Renewables, LLC	Allocation of Temporary Labor Management Fee		S	146	449
Langdon Renewables, LLC	Allocation of Telecommunication Costs		P	921	121
Langdon Renewables, LLC	Allocation of Vendor Charges to Affiliate		S	101, 107	98
Langdon Renewables, LLC	Human Resources Services		S	146	61
Langdon Renewables, LLC	Allocation of Vendor Charges to Affiliate		S	910	10
Langdon Renewables, LLC	Allocation of Vendor Charges to Affiliate		S	Various	2
Las Animas Wind, LLC	Reimbursement of Employee Expenses		S	146	135
LES Project Holdings LLC	Power Generation Services		S	146	7,234
LES Project Holdings LLC	Engineering Construction and Integrated Supply Chain Services		S	146	3,204
LES Project Holdings LLC	Human Resources Services		S	146	2,078
LES Project Holdings LLC	Power Delivery Services		S	146	818
LES Project Holdings LLC	Allocation of Vendor Charges to Affiliate		S	921	232
LES Project Holdings LLC	Allocation of Vendor Charges to Affiliate		S	101, 107	39
LES Project Holdings LLC	Allocation of Vendor Charges to Affiliate		S	910	4
LI Solar Generation, LLC	Central Lab Services		S	549	150
Limon Wind II, LLC	Power Generation Services		S	146	4,349
Limon Wind II, LLC	Central Lab Services		S	549	1,650
Limon Wind III, LLC	Power Generation Services		S	146	4,665
Limon Wind, LLC	Central Lab Services		S	549	5,302

ANALYSIS OF DIVERSIFICATION ACTIVITY
Summary of Affiliated Transfers and Cost Allocations

FLORIDA POWER & LIGHT COMPANY
For the Year Ended December 31, 2024

Name of Affiliate (a)	Type of Service and/or Name of Product (b)	Relevant Contract or Agreement and Effective Date (c)	Charge for Year		
			"P" or "S" (d)	Account Number (e)	Dollar Amount (f)
Limon Wind, LLC	Central Lab Services		S	506	3,114
Limon Wind, LLC	Power Generation Services		S	146	2,609
Limon Wind, LLC	Human Resources Services		S	146	984
Limon Wind, LLC	Allocation of Vendor Charges to Affiliate		S	923	295
Limon Wind, LLC	Allocation of Vendor Charges to Affiliate		S	101, 107	49
Limon Wind, LLC	Allocation of Telecommunication Costs		P	921	38
Limon Wind, LLC	Allocation of Telecommunication Costs		P	Various	22
Limon Wind, LLC	Allocation of Telecommunication Costs		P	234	6
Limon Wind, LLC	Allocation of Vendor Charges to Affiliate		S	910	5
Little Blue Wind Project, LLC	Reimbursement of Employee Expenses		S	146	5,026
Little Blue Wind Project, LLC	Central Lab Services		S	549	4,934
Little Blue Wind Project, LLC	Central Lab Services		S	506	2,897
Little Blue Wind Project, LLC	Allocation of Vendor Charges to Affiliate		S	921	370
Little Blue Wind Project, LLC	Human Resources Services		S	146	133
Live Oak Solar, LLC	Allocation of Telecommunication Costs		S	146	650
Live Oak Solar, LLC	Central Lab Services		S	549	300
Logan Wind Energy LLC	Power Generation Services		S	146	2,065
Logan Wind Energy LLC	Central Lab Services		S	549	1,771
Logan Wind Energy LLC	Central Lab Services		S	506	1,040
Lone Star Transmission, LLC	Corporate Service Charge		S	146	1,162,860
Lone Star Transmission, LLC	Allocation of Vendor Charges to Affiliate		S	146	581,333
Lone Star Transmission, LLC	Corporate Real Estate Services		S	146	552,030
Lone Star Transmission, LLC	Engineering Construction and Integrated Supply Chain Services		S	146	314,064
Lone Star Transmission, LLC	Allocation of Vendor Charges from Affiliate		P	232	79,840
Lone Star Transmission, LLC	Information Technology Services		S	146	70,598
Lone Star Transmission, LLC	Human Resources Services		S	146	68,571
Lone Star Transmission, LLC	Corporate Real Estate Services		S	935	53,274
Lone Star Transmission, LLC	Accounting & Finance Services		S	146	47,072
Lone Star Transmission, LLC	Information Technology Services		S	923	18,795
Lone Star Transmission, LLC	General Counsel and Environmental Services		S	146	17,851
Lone Star Transmission, LLC	Allocation of Vendor Charges to Affiliate		S	923	17,476
Lone Star Transmission, LLC	Allocation of Benefit Costs to Affiliate		S	146	11,701
Lone Star Transmission, LLC	Allocation of Telecommunication Costs		S	146	9,230
Lone Star Transmission, LLC	Power Delivery Services Received by FPL		P	101, 107	7,384
Lone Star Transmission, LLC	Storm Support Received by FPL		P	186	4,913
Lone Star Transmission, LLC	Central Lab Services		S	549	2,716
Lone Star Transmission, LLC	Allocation of Insurance Cost for Premium		S	146	1,765
Lone Star Transmission, LLC	Space & Furniture Billing		S	241	1,687
Lone Star Transmission, LLC	Central Lab Services		S	506	1,595
Lone Star Transmission, LLC	Reimbursement of Employee Expenses		P	921	1,189

ANALYSIS OF DIVERSIFICATION ACTIVITY
Summary of Affiliated Transfers and Cost Allocations

FLORIDA POWER & LIGHT COMPANY
For the Year Ended December 31, 2024

Name of Affiliate (a)	Type of Service and/or Name of Product (b)	Relevant Contract or Agreement and Effective Date (c)	Charge for Year		
			"P" or "S" (d)	Account Number (e)	Dollar Amount (f)
Lone Star Transmission, LLC	Allocation of Vendor Charges to Affiliate		S	101, 107	1,170
Lone Star Transmission, LLC	Power Delivery Services Received by FPL		P	588	1,011
Lone Star Transmission, LLC	Power Delivery Services Received by FPL		P	566	1,011
Lone Star Transmission, LLC	Allocation of Temporary Labor Management Fee		S	146	379
Lone Star Transmission, LLC	Power Delivery Services Received by FPL		P	569.2	225
Lone Star Transmission, LLC	Reimbursement of Employee Expenses		P	232	200
Lone Star Transmission, LLC	Allocation of Vendor Charges to Affiliate		S	910	117
Lone Star Transmission, LLC	Transfer of Employee Payroll Dollars		P	232	112
Lone Star Transmission, LLC	Allocation of Telecommunication Costs		S	921	91
Lone Star Transmission, LLC	Corporate Systems Usage Billing		S	903	82
Lone Star Transmission, LLC	Information Technology Services		S	101, 107	49
Lone Star Transmission, LLC	Allocation of Telecommunication Costs		S	Various	42
Lone Star Transmission, LLC	Reimbursement of Employee Expenses		P	930.2	15
Lone Star Transmission, LLC	Information Technology Services		S	910	5
Lorenzo Wind, LLC	Central Lab Services		S	549	465
Lorenzo Wind, LLC	Allocation of Vendor Charges to Affiliate		S	146	458
Lorenzo Wind, LLC	Central Lab Services		S	506	273
Lorenzo Wind, LLC	Allocation of Vendor Charges to Affiliate		S	101, 107	49
Lorenzo Wind, LLC	Allocation of Vendor Charges to Affiliate		S	910	5
Mammoth Plains Wind Project, LLC	Allocation of Vendor Charges to Affiliate		S	146	666
Mammoth Plains Wind Project, LLC	Human Resources Services		S	146	661
Mammoth Plains Wind Project, LLC	Information Technology Services		S	923	590
Mammoth Plains Wind Project, LLC	Allocation of Telecommunication Costs		S	146	254
Mammoth Plains Wind Project, LLC	Allocation of Vendor Charges to Affiliate		S	921	209
Mammoth Plains Wind Project, LLC	Information Technology Services		S	101, 107	98
Manila Solar, LLC	Engineering Construction and Integrated Supply Chain Services		S	146	20,171
Marshall Solar, LLC	Allocation of Telecommunication Costs		S	146	263
Marshall Solar, LLC	Allocation of Telecommunication Costs		P	921	2
McCoy Energy Storage LLC	Allocation of Vendor Charges to Affiliate		S	921	688
McCoy Energy Storage LLC	Allocation of Vendor Charges to Affiliate		S	101, 107	21
McCoy Energy Storage LLC	Allocation of Vendor Charges to Affiliate		S	910	2
McCoy Solar, LLC	Allocation of Telecommunication Costs		S	146	7,315
McCoy Solar, LLC	General Counsel and Environmental Services		S	146	2,593
McCoy Solar, LLC	Human Resources Services		S	146	322
McCoy Solar, LLC	Allocation of Telecommunication Costs		P	921	303
McElroy Green Marketing, LLC	Allocation of Vendor Charges to Affiliate		S	921	760
Minco II Energy Storage, LLC	Allocation of Vendor Charges to Affiliate		S	146	2,438
Minco II Energy Storage, LLC	Information Technology Services		S	146	2,263
Minco IV & V Interconnection, LLC	Central Lab Services		S	549	150
Minco IV & V Interconnection, LLC	Central Lab Services		S	506	88

ANALYSIS OF DIVERSIFICATION ACTIVITY
Summary of Affiliated Transfers and Cost Allocations

FLORIDA POWER & LIGHT COMPANY
For the Year Ended December 31, 2024

Name of Affiliate (a)	Type of Service and/or Name of Product (b)	Relevant Contract or Agreement and Effective Date (c)	Charge for Year		
			"P" or "S" (d)	Account Number (e)	Dollar Amount (f)
Minco Wind Energy II, LLC	Central Lab Services		S	549	128
Minco Wind Energy II, LLC	Central Lab Services		S	506	75
Minco Wind Energy III, LLC	Allocation of Telecommunication Costs		S	146	265
Minco Wind Energy III, LLC	Allocation of Telecommunication Costs		P	921	4
Minco Wind I, LLC	Allocation of Telecommunication Costs		S	146	1,386
Minco Wind I, LLC	Central Lab Services		S	549	684
Minco Wind I, LLC	Human Resources Services		S	146	193
Minco Wind I, LLC	Allocation of Telecommunication Costs		P	921	15
Minco Wind IV, LLC	Power Generation Services		S	146	3,037
Minco Wind IV, LLC	Central Lab Services		S	506	563
Minco Wind IV, LLC	Allocation of Vendor Charges to Affiliate		S	923	295
Minco Wind IV, LLC	Allocation of Vendor Charges to Affiliate		S	101, 107	49
Mobility Energy Holdings, LLC	Engineering Construction and Integrated Supply Chain Services		S	146	18,984
Mobility Energy Holdings, LLC	Reimbursement of Employee Expenses		S	146	11,547
Mobility Energy Holdings, LLC	External Affairs Services		S	146	4,293
Mobility Energy Holdings, LLC	Information Technology Services		S	146	1,394
Mobility Energy Holdings, LLC	Allocation of Vendor Charges to Affiliate		S	146	1,375
Mobility Energy Holdings, LLC	Allocation of Vendor Charges to Affiliate		S	923	250
Mohave County Wind Farm LLC	Central Lab Services		S	549	4,181
Mohave County Wind Farm LLC	Power Generation Services		S	146	3,357
Mohave County Wind Farm LLC	Central Lab Services		S	506	2,456
Mohave County Wind Farm LLC	Reimbursement of Employee Expenses		S	146	216
Mohave County Wind Farm LLC	Allocation of Vendor Charges to Affiliate		S	146	20
Mundu Solar, LLC	Engineering Construction and Integrated Supply Chain Services		S	146	24,621
Mundu Solar, LLC	Reimbursement of Employee Expenses		S	146	668
Montauk Energy Storage Center, LLC	Power Generation Services		S	146	19,016
Montauk Energy Storage Center, LLC	Reimbursement of Employee Expenses		S	146	2,797
Montauk Energy Storage Center, LLC	Allocation of Temporary Labor Management Fee		S	146	341
Mount Copper, LP	Central Lab Services		S	549	1,672
Mount Copper, LP	Central Lab Services		S	506	982
Mount Copper, LP	Allocation of Telecommunication Costs		S	921	181
Mount Copper, LP	Allocation of Telecommunication Costs		S	Various	104
Mount Copper, LP	Allocation of Telecommunication Costs		S	146	24
Mount Miller Wind Energy Limited Partnership	Central Lab Services		S	549	1,901
Mount Miller Wind Energy Limited Partnership	Central Lab Services		S	506	1,116
Mount Miller Wind Energy Limited Partnership	Allocation of Vendor Charges to Affiliate		S	146	(4,934)
Mountain View Solar, LLC	Allocation of Vendor Charges to Affiliate		S	146	813
Mountain View Solar, LLC	Central Lab Services		S	549	164
Mountain View Solar, LLC	Central Lab Services		S	506	97
NAPS Wind, LLC	Engineering Construction and Integrated Supply Chain Services		S	146	589,307

ANALYSIS OF DIVERSIFICATION ACTIVITY
Summary of Affiliated Transfers and Cost Allocations

FLORIDA POWER & LIGHT COMPANY
For the Year Ended December 31, 2024

Name of Affiliate (a)	Type of Service and/or Name of Product (b)	Relevant Contract or Agreement and Effective Date (c)	Charge for Year		
			"P" or "S" (d)	Account Number (e)	Dollar Amount (f)
NAPS Wind, LLC	Reimbursement of Employee Expenses		S	146	49,620
NAPS Wind, LLC	Allocation of Vendor Charges to Affiliate		S	146	18,575
NAPS Wind, LLC	Allocation of Vendor Charges to Affiliate		S	524	10,620
NAPS Wind, LLC	Allocation of Vendor Charges to Affiliate		S	921	561
NAPS Wind, LLC	Allocation of Vendor Charges from Affiliate		P	232	172
Neptune Energy Center, LLC	Engineering Construction and Integrated Supply Chain Services		S	146	13,637
Neptune Energy Center, LLC	Human Resources Services		S	146	5,619
Neptune Energy Center, LLC	Power Generation Services		S	146	3,540
Neptune Energy Center, LLC	Allocation of Vendor Charges to Affiliate		S	146	3,377
Neptune Energy Center, LLC	Reimbursement of Employee Expenses		S	146	1,941
Neptune Energy Center, LLC	Allocation of Telecommunication Costs		S	146	1,032
Neptune Energy Center, LLC	Information Technology Services		S	923	295
Neptune Energy Center, LLC	Central Lab Services		S	506	176
Neptune Energy Center, LLC	Allocation of Vendor Charges to Affiliate		S	910	5
Neptune Energy Center, LLC	Information Technology Services		S	Various	1
Neptune Energy Center, LLC	Allocation of Vendor Charges to Affiliate		S	Various	1
NET Mexico Pipeline, LP	Allocation of Vendor Credit from Affiliate		P	Various	(1)
NET Mexico Pipeline, LP	Allocation of Vendor Credit from Affiliate		P	910	(5)
NET Mexico Pipeline, LP	Allocation of Vendor Credit from Affiliate		P	101, 107	(49)
NET Mexico Pipeline, LP	Allocation of Vendor Credit from Affiliate		P	923	(295)
New Hampshire Transmission, LLC	Allocation of Vendor Charges to Affiliate		S	146	150,737
New Hampshire Transmission, LLC	Corporate Service Charge		S	146	118,283
New Hampshire Transmission, LLC	Accounting & Finance Services		S	146	50,207
New Hampshire Transmission, LLC	Human Resources Services		S	146	2,324
New Hampshire Transmission, LLC	Engineering Construction and Integrated Supply Chain Services		S	146	1,771
New Hampshire Transmission, LLC	General Counsel and Environmental Services		S	146	842
New Hampshire Transmission, LLC	Power Delivery Services		S	146	704
New Hampshire Transmission, LLC	Reimbursement of Employee Expenses		S	146	276
New Hampshire Transmission, LLC	Allocation of Vendor Charges to Affiliate		S	101, 107	42
New Hampshire Transmission, LLC	Corporate Systems Usage Billing		S	921	14
New Hampshire Transmission, LLC	Allocation of Vendor Charges to Affiliate		S	Various	1
New Madrid Solar, LLC	Allocation of Vendor Charges to Affiliate		S	926	2,064
New Mexico Wind, LLC	Central Lab Services		S	549	3,568
New Mexico Wind, LLC	Central Lab Services		S	506	2,096
New Mexico Wind, LLC	Allocation of Vendor Charges to Affiliate		S	923	590
New Mexico Wind, LLC	Allocation of Telecommunication Costs		P	921	323
New Mexico Wind, LLC	Allocation of Vendor Charges to Affiliate		S	101, 107	98
New Mexico Wind, LLC	Allocation of Vendor Charges to Affiliate		S	Various	2
NextCity Networks Arizona, LLC	Reimbursement of Employee Expenses		S	146	1,161
NextCity Networks Arizona, LLC	General Counsel and Environmental Services		S	146	366

ANALYSIS OF DIVERSIFICATION ACTIVITY
Summary of Affiliated Transfers and Cost Allocations

FLORIDA POWER & LIGHT COMPANY
For the Year Ended December 31, 2024

Name of Affiliate (a)	Type of Service and/or Name of Product (b)	Relevant Contract or Agreement and Effective Date (c)	Charge for Year		
			"P" or "S" (d)	Account Number (e)	Dollar Amount (f)
NextCity Networks Colorado, LLC	General Counsel and Environmental Services		S	146	1,493
NextCity Networks Oklahoma, LLC	General Counsel and Environmental Services		S	146	2,432
NextCity Networks, LLC	Allocation of Vendor Charges from Affiliate		P	232	677,595
NextCity Networks, LLC	Allocation of Contractor Expenses from Affiliate		P	232	422,321
NextCity Networks, LLC	Sale of Asset/Inventory		S	101, 107	129,994
NextCity Networks, LLC	Sales Program Support		S	146	95,058
NextCity Networks, LLC	General Counsel and Environmental Services		S	146	32,593
NextCity Networks, LLC	Allocation of Contractor Expenses from Affiliate		P	101, 107	25,669
NextCity Networks, LLC	Information Technology Services		S	146	18,543
NextCity Networks, LLC	Allocation of Vendor Charges to Affiliate		S	926	7,244
NextCity Networks, LLC	Power Delivery Services		S	146	5,971
NextCity Networks, LLC	Reimbursement of Employee Expenses		S	146	5,802
NextCity Networks, LLC	Allocation of Temporary Labor Management Fee		S	146	1,647
NextCity Networks, LLC	Corporate Real Estate Services		S	146	1,295
NextCity Networks, LLC	Allocation of Vendor Charges to Affiliate		S	921	1,012
NextCity Networks, LLC	Engineering Construction and Integrated Supply Chain Services		S	146	778
NextCity Networks, LLC	External Affairs Services		S	146	603
NextCity Networks, LLC	Allocation of Vendor Charges to Affiliate		S	101, 107	468
NextCity Networks, LLC	Marketing and Communication Services		S	146	342
NextCity Networks, LLC	Allocation of Vendor Charges to Affiliate		S	910	17
NextEra Analytics, LLC	Energy Marketing & Trading Capital Support Received by FPL		P	101, 107	1,205,390
NextEra Analytics, LLC	Project Development Services Received by FPL		P	183	200,289
NextEra Analytics, LLC	Analytics Services Received by FPL		P	232	165,532
NextEra Analytics, LLC	Engineering & Construction Capital Support Received by FPL		P	101, 107	140,598
NextEra Analytics, LLC	Accounting & Finance Capital Support Received by FPL		P	101, 107	121,777
NextEra Analytics, LLC	Allocation of Benefit Costs to Affiliate		S	146	94,464
NextEra Analytics, LLC	Marketing and Communication Services		S	146	45,278
NextEra Analytics, LLC	Project Development Services Received by FPL		P	923	36,912
NextEra Analytics, LLC	Information Technology Services		S	146	31,818
NextEra Analytics, LLC	Allocation of Vendor Charges to Affiliate		S	926	29,377
NextEra Analytics, LLC	General Counsel and Environmental Services		S	146	22,656
NextEra Analytics, LLC	Allocation of Vendor Charges to Affiliate		S	923	16,795
NextEra Analytics, LLC	Allocation of Vendor Charges to Affiliate		S	921	12,448
NextEra Analytics, LLC	Allocation of Vendor Charges to Affiliate		S	186	12,421
NextEra Analytics, LLC	Transfer of Employee Payroll Dollars		P	232	10,123
NextEra Analytics, LLC	Allocation of Vendor Charges to Affiliate		S	101, 107	10,026
NextEra Analytics, LLC	Information Technology Services		S	923	9,000
NextEra Analytics, LLC	Reimbursement of Employee Expenses		P	183	5,565
NextEra Analytics, LLC	Allocation of Vendor Charges from Affiliate		P	232	5,435
NextEra Analytics, LLC	Corporate Real Estate Services		S	146	3,169

ANALYSIS OF DIVERSIFICATION ACTIVITY
Summary of Affiliated Transfers and Cost Allocations

FLORIDA POWER & LIGHT COMPANY
For the Year Ended December 31, 2024

Name of Affiliate (a)	Type of Service and/or Name of Product (b)	Relevant Contract or Agreement and Effective Date (c)	Charge for Year		
			"P" or "S" (d)	Account Number (e)	Dollar Amount (f)
NextEra Analytics, LLC	Reimbursement of Employee Expenses		P	101, 107	2,985
NextEra Analytics, LLC	Reimbursement of Employee Expenses		S	146	2,581
NextEra Analytics, LLC	Allocation of Project Costs		P	101, 107	2,216
NextEra Analytics, LLC	Allocation of Vendor Charges from Affiliate		P	931	1,549
NextEra Analytics, LLC	Project Development Capital Support Received by FPL		P	101, 107	1,134
NextEra Analytics, LLC	Allocation of Benefit Costs to Affiliate		S	921	1,100
NextEra Analytics, LLC	Allocation of Vendor Charges to Affiliate		S	910	972
NextEra Analytics, LLC	Allocation of Vendor Charges from Affiliate		P	908	850
NextEra Analytics, LLC	Accounting & Finance Services Received by FPL		P	186	755
NextEra Analytics, LLC	Allocation of Vendor Charges to Affiliate		S	Various	187
NextEra Analytics, LLC	Reimbursement of Employee Expenses		P	921	85
NextEra Analytics, LLC	Compensation, Deferred Comp, Incentives, Stock Awards, RSA Amortization, Pension & Other Employee Benefits Plans		S	146	83
NextEra Analytics, LLC	Marketing & Communication Services		S	923	24
NextEra Energy Bluff Point, LLC	Allocation of Vendor Charges to Affiliate		S	146	2,028
NextEra Energy Bluff Point, LLC	Allocation of Vendor Charges to Affiliate		S	923	590
NextEra Energy Bluff Point, LLC	Allocation of Vendor Charges to Affiliate		S	101, 107	98
NextEra Energy Bluff Point, LLC	Allocation of Vendor Charges to Affiliate		S	910	10
NextEra Energy Bluff Point, LLC	Allocation of Telecommunication Costs		P	921	6
NextEra Energy Bluff Point, LLC	Allocation of Vendor Charges to Affiliate		S	Various	2
NextEra Energy Canadian Holdings, ULC	Reimbursement of Employee Expenses		S	146	13,044
NextEra Energy Canadian Operating Services, Inc.	Allocation of Vendor Charges from Affiliate		P	232	5,403
NextEra Energy Canadian Operating Services, Inc.	Central Lab Services		S	549	1,950
NextEra Energy Canadian Operating Services, Inc.	Allocation of Benefit Costs to Affiliate		S	146	1,317
NextEra Energy Canadian Operating Services, Inc.	Central Lab Services		S	506	1,145
NextEra Energy Canadian Operating Services, Inc.	Allocation of Vendor Charges to Affiliate		S	921	814
NextEra Energy Canadian Operating Services, Inc.	Allocation of Vendor Charges to Affiliate		S	923	590
NextEra Energy Canadian Operating Services, Inc.	Information Technology Services		S	923	295
NextEra Energy Canadian Operating Services, Inc.	Allocation of Vendor Charges to Affiliate		S	101, 107	190
NextEra Energy Canadian Operating Services, Inc.	Information Technology Services		S	101, 107	49
NextEra Energy Canadian Operating Services, Inc.	Allocation of Vendor Charges to Affiliate		S	910	14
NextEra Energy Canadian Operating Services, Inc.	Allocation of Vendor Charges to Affiliate		S	Various	3
NextEra Energy Capital Holdings, Inc.	Allocation of Benefit Costs to Affiliate		S	146	9,314,475
NextEra Energy Capital Holdings, Inc.	Allocation of Insurance Cost for Premium		S	146	2,413,598
NextEra Energy Capital Holdings, Inc.	Corporate Service Charge		S	146	2,311,510
NextEra Energy Capital Holdings, Inc.	Allocation of Vendor Charges to Affiliate		S	146	1,606,276
NextEra Energy Capital Holdings, Inc.	Human Resources Services		S	146	208,702
NextEra Energy Capital Holdings, Inc.	Reimbursement of Employee Expenses		S	146	138,599
NextEra Energy Capital Holdings, Inc.	Allocation of Bank Service Fees		P	921	127,341
NextEra Energy Capital Holdings, Inc.	Workplace Charging Program		S	930.2	68,515
NextEra Energy Capital Holdings, Inc.	Allocation of Vendor Charges from Affiliate		P	506	56,003

ANALYSIS OF DIVERSIFICATION ACTIVITY
Summary of Affiliated Transfers and Cost Allocations

FLORIDA POWER & LIGHT COMPANY
For the Year Ended December 31, 2024

Name of Affiliate (a)	Type of Service and/or Name of Product (b)	Relevant Contract or Agreement and Effective Date (c)	Charge for Year		
			"P" or "S" (d)	Account Number (e)	Dollar Amount (f)
NextEra Energy Capital Holdings, Inc.	Allocation of Vendor Charges to Affiliate		S	923	51,487
NextEra Energy Capital Holdings, Inc.	Engineering Construction and Integrated Supply Chain Services		S	146	50,248
NextEra Energy Capital Holdings, Inc.	Allocation of Vendor Credit from Affiliate		P	232	45,074
NextEra Energy Capital Holdings, Inc.	General Counsel and Environmental Services		S	146	29,092
NextEra Energy Capital Holdings, Inc.	Allocation of Vendor Charges to Affiliate		S	926	23,392
NextEra Energy Capital Holdings, Inc.	Allocation of Vendor Charges to Affiliate		S	921	17,818
NextEra Energy Capital Holdings, Inc.	Allocation of Vendor Charges from Affiliate		P	186	15,875
NextEra Energy Capital Holdings, Inc.	Allocation of Vendor Charges to Affiliate		S	101, 107	15,673
NextEra Energy Capital Holdings, Inc.	Accounting & Finance Services		S	146	14,743
NextEra Energy Capital Holdings, Inc.	Corporate Real Estate Services		S	146	13,218
NextEra Energy Capital Holdings, Inc.	Information Technology Services		S	923	6,000
NextEra Energy Capital Holdings, Inc.	Allocation of Consulting Expenses from Affiliate		P	186	5,500
NextEra Energy Capital Holdings, Inc.	Marketing and Communication Services		S	146	4,593
NextEra Energy Capital Holdings, Inc.	Allocation of Vendor Charges to Affiliate		S	Various	1,261
NextEra Energy Capital Holdings, Inc.	Allocation of Vendor Charges to Affiliate		S	910	1,136
NextEra Energy Capital Holdings, Inc.	Allocation of Vendor Charges from Affiliate		P	426.4	840
NextEra Energy Capital Holdings, Inc.	Allocation of Benefit Costs to Affiliate		S	228.3	666
NextEra Energy Capital Holdings, Inc.	Corporate Systems Usage Billing		S	921	67
NextEra Energy Capital Holdings, Inc.	Marketing & Communication Services		S	923	35
NextEra Energy Capital Holdings, Inc.	Allocation of Telecommunication Costs		P	921	24
NextEra Energy Capital Holdings, Inc.	Allocation of Temporary Labor Management Fee		S	146	2
NextEra Energy Constructors, LLC	Allocation of Vendor Charges from Affiliate		P	101, 107	1,444,602
NextEra Energy Constructors, LLC	Allocation of Contractor Expenses from Affiliate		P	101, 107	784,671
NextEra Energy Constructors, LLC	Purchase of Asset/Inventory		P	101, 107	510,061
NextEra Energy Constructors, LLC	Engineering & Construction Services Received by FPL		P	101, 107	418,668
NextEra Energy Constructors, LLC	Allocation of Project Costs		P	101, 107	334,946
NextEra Energy Constructors, LLC	Information Technology Services		S	146	303,143
NextEra Energy Constructors, LLC	Allocation of Vendor Charges to Affiliate		S	921	83,123
NextEra Energy Constructors, LLC	Allocation of Contractor Expenses from Affiliate		P	183	80,655
NextEra Energy Constructors, LLC	Reimbursement of Employee Expenses		S	146	66,836
NextEra Energy Constructors, LLC	Allocation of Contractor Expenses from Affiliate		P	186	49,999
NextEra Energy Constructors, LLC	Allocation of Vendor Credit from Affiliate		P	101	49,348
NextEra Energy Constructors, LLC	Allocation of Temporary Labor Management Fee		S	146	32,448
NextEra Energy Constructors, LLC	General Counsel and Environmental Services		S	146	31,657
NextEra Energy Constructors, LLC	Allocation of Contractor Expenses from Affiliate		P	232	26,465
NextEra Energy Constructors, LLC	Information Technology Services		S	923	15,450
NextEra Energy Constructors, LLC	Allocation of Vendor Charges from Affiliate		P	232	14,939
NextEra Energy Constructors, LLC	Reimbursement of Employee Expenses		S	500	4,731
NextEra Energy Constructors, LLC	Allocation of Vendor Charges to Affiliate		S	923	2,858
NextEra Energy Constructors, LLC	Allocation of Vendor Charges from Affiliate		P	923	1,153

ANALYSIS OF DIVERSIFICATION ACTIVITY
Summary of Affiliated Transfers and Cost Allocations

FLORIDA POWER & LIGHT COMPANY
For the Year Ended December 31, 2024

Name of Affiliate (a)	Type of Service and/or Name of Product (b)	Relevant Contract or Agreement and Effective Date (c)	Charge for Year		
			"P" or "S" (d)	Account Number (e)	Dollar Amount (f)
NextEra Energy Constructors, LLC	Allocation of Vendor Charges from Affiliate		P	551	964
NextEra Energy Constructors, LLC	Allocation of Vendor Charges from Affiliate		P	183	902
NextEra Energy Constructors, LLC	Human Resources Services		S	146	597
NextEra Energy Constructors, LLC	Power Delivery Services		S	146	593
NextEra Energy Constructors, LLC	Allocation of Telecommunication Costs		S	101, 107	316
NextEra Energy Constructors, LLC	Allocation of Vendor Charges to Affiliate		S	Various	187
NextEra Energy Constructors, LLC	Allocation of Vendor Charges from Affiliate		P	546	161
NextEra Energy Constructors, LLC	Allocation of Vendor Charges from Affiliate		P	549	80
NextEra Energy Constructors, LLC	Reimbursement of Employee Expenses		P	921	65
NextEra Energy Constructors, LLC	Allocation of Vendor Charges from Affiliate		P	234	43
NextEra Energy Constructors, LLC	Allocation of Temporary Labor Management Fee		S	101, 107	35
NextEra Energy Constructors, LLC	Allocation of Telecommunication Costs		S	Various	31
NextEra Energy Constructors, LLC	Allocation of Telecommunication Costs		S	910	23
NextEra Energy Constructors, LLC	Allocation of Vendor Charges from Affiliate		P	910	(18)
NextEra Energy Constructors, LLC	Allocation of Project Costs		P	183	(269,315)
NextEra Energy Duane Arnold, LLC	Accounting & Finance Services		S	146	123,548
NextEra Energy Duane Arnold, LLC	Compensation, Deferred Comp, Incentives, Stock Awards, RSA Amortization, Pension & Other Employee Benefits Plans		S	146	105,446
NextEra Energy Duane Arnold, LLC	Nuclear Operations Capital Support Received by FPL		P	101, 107	65,500
NextEra Energy Duane Arnold, LLC	Allocation of Contractor Expenses from Affiliate		P	524	20,790
NextEra Energy Duane Arnold, LLC	Information Technology Capital Support Received by FPL		P	101, 107	14,959
NextEra Energy Duane Arnold, LLC	Compensation, Deferred Comp, Incentives, Stock Awards, RSA Amortization, Pension & Other Employee Benefits Plans		P	234	11,145
NextEra Energy Duane Arnold, LLC	Human Resources Services		S	146	11,035
NextEra Energy Duane Arnold, LLC	Nuclear Operations Services		S	146	8,533
NextEra Energy Duane Arnold, LLC	General Counsel and Environmental Services		S	146	7,418
NextEra Energy Duane Arnold, LLC	Allocation of Workers Comp Reimbursement to Affiliate		S	146	5,020
NextEra Energy Duane Arnold, LLC	Allocation of Vendor Charges to Affiliate		S	921	4,827
NextEra Energy Duane Arnold, LLC	Charge for Affiliate Share of Insurance Premium		S	146	3,818
NextEra Energy Duane Arnold, LLC	Sale of Asset/Inventory		S	456	3,307
NextEra Energy Duane Arnold, LLC	Sale of Asset/Inventory		S	163	3,205
NextEra Energy Duane Arnold, LLC	Allocation of Vendor Charges to Affiliate		S	146	2,688
NextEra Energy Duane Arnold, LLC	Allocation of Insurance Cost for Premium		S	146	2,086
NextEra Energy Duane Arnold, LLC	Reimbursement of Employee Expenses		S	146	1,062
NextEra Energy Duane Arnold, LLC	Reimbursement of Employee Expenses		P	101, 107	1,027
NextEra Energy Duane Arnold, LLC	Allocation of Vendor Charges to Affiliate		S	101, 107	900
NextEra Energy Duane Arnold, LLC	Engineering Construction and Integrated Supply Chain Services		S	146	758
NextEra Energy Duane Arnold, LLC	Allocation of Benefit Costs to Affiliate		S	146	757
NextEra Energy Duane Arnold, LLC	Allocation of Vendor Charges to Affiliate		S	923	590
NextEra Energy Duane Arnold, LLC	Allocation of State Tax on Insurance Premium		S	146	395
NextEra Energy Duane Arnold, LLC	Marketing and Communication Services		S	146	169
NextEra Energy Duane Arnold, LLC	Purchase of Asset/Inventory		P	101, 107, 154	101

ANALYSIS OF DIVERSIFICATION ACTIVITY
Summary of Affiliated Transfers and Cost Allocations

FLORIDA POWER & LIGHT COMPANY
For the Year Ended December 31, 2024

Name of Affiliate (a)	Type of Service and/or Name of Product (b)	Relevant Contract or Agreement and Effective Date (c)	Charge for Year		
			"P" or "S" (d)	Account Number (e)	Dollar Amount (f)
NextEra Energy Duane Arnold, LLC	Allocation of Vendor Charges to Affiliate		S	910	90
NextEra Energy Duane Arnold, LLC	Allocation of Vendor Charges to Affiliate		S	Various	17
NextEra Energy Duane Arnold, LLC	Allocation of Temporary Labor Management Fee		S	146	14
NextEra Energy Maine Operating Services, LLC	Allocation of Benefit Costs to Affiliate		S	146	17,126
NextEra Energy Maine Operating Services, LLC	Allocation of Vendor Charges to Affiliate		S	146	128
NextEra Energy Maine Operating Services, LLC	Transfer of Employee Payroll Dollars		P	232	60
NextEra Energy Marketing, LLC	Allocation of Vendor Charges to Affiliate		S	101, 107	2,370,021
NextEra Energy Marketing, LLC	Allocation of Vendor Charges to Affiliate		S	146	1,590,548
NextEra Energy Marketing, LLC	Energy Marketing & Trading Services Received by FPL		P	547	715,723
NextEra Energy Marketing, LLC	Allocation of Vendor Charges from Affiliate		P	232	372,934
NextEra Energy Marketing, LLC	Energy Marketing & Trading Services Received by FPL		P	923	335,771
NextEra Energy Marketing, LLC	Allocation of Vendor Charges to Affiliate		S	921	283,954
NextEra Energy Marketing, LLC	Information Technology Services		S	146	217,225
NextEra Energy Marketing, LLC	Allocation of Benefit Costs to Affiliate		S	146	164,825
NextEra Energy Marketing, LLC	Transfer of Employee Payroll Dollars		P	232	141,137
NextEra Energy Marketing, LLC	Compensation, Deferred Comp, Incentives, Stock Awards, RSA Amortization, Pension & Other Employee Benefits Plans		S	146	139,724
NextEra Energy Marketing, LLC	Allocation of Vendor Charges from Affiliate		P	506	96,711
NextEra Energy Marketing, LLC	Allocation of Vendor Charges from Affiliate		P	101, 107	93,304
NextEra Energy Marketing, LLC	Storm Support Received by FPL		P	186	64,349
NextEra Energy Marketing, LLC	Allocation of Contractor Expenses from Affiliate		P	101, 107	42,480
NextEra Energy Marketing, LLC	Energy Marketing & Trading Services Received by FPL		P	557	34,764
NextEra Energy Marketing, LLC	Accounting & Finance Services		S	146	26,759
NextEra Energy Marketing, LLC	Allocation of Vendor Charges to Affiliate		S	923	26,440
NextEra Energy Marketing, LLC	Reimbursement of Employee Expenses		S	146	19,182
NextEra Energy Marketing, LLC	Allocation of Vendor Charges from Affiliate		P	551	18,900
NextEra Energy Marketing, LLC	Energy Marketing & Trading Services Received by FPL		P	501	14,607
NextEra Energy Marketing, LLC	Allocation of Vendor Charges from Affiliate		P	501	13,753
NextEra Energy Marketing, LLC	Allocation of Contractor Expenses from Affiliate		P	501	6,316
NextEra Energy Marketing, LLC	Information Technology Services		S	923	5,565
NextEra Energy Marketing, LLC	Reimbursement of Employee Expenses		P	186	5,341
NextEra Energy Marketing, LLC	Marketing and Communication Services		S	146	5,016
NextEra Energy Marketing, LLC	Allocation of Benefit Costs to Affiliate		S	921	4,750
NextEra Energy Marketing, LLC	Sales Program Services Received by FPL		P	916	3,506
NextEra Energy Marketing, LLC	Energy Marketing & Trading Services Received by FPL		P	908	3,326
NextEra Energy Marketing, LLC	Allocation of Contractor Expenses from Affiliate		P	232	2,652
NextEra Energy Marketing, LLC	Power Generation Services Received by FPL		P	553	2,637
NextEra Energy Marketing, LLC	Reimbursement of Employee Expenses		P	921	2,591
NextEra Energy Marketing, LLC	Reimbursement of Employee Expenses		P	101, 107	2,304
NextEra Energy Marketing, LLC	Accounting & Finance Services Received by FPL		P	186	1,873
NextEra Energy Marketing, LLC	Allocation of Telecommunication Costs		P	921	1,349

ANALYSIS OF DIVERSIFICATION ACTIVITY
Summary of Affiliated Transfers and Cost Allocations

FLORIDA POWER & LIGHT COMPANY
For the Year Ended December 31, 2024

Name of Affiliate (a)	Type of Service and/or Name of Product (b)	Relevant Contract or Agreement and Effective Date (c)	Charge for Year		
			"P" or "S" (d)	Account Number (e)	Dollar Amount (f)
NextEra Energy Marketing, LLC	Allocation of Vendor Charges to Affiliate		S	Various	1,199
NextEra Energy Marketing, LLC	Allocation of Expenses to Affiliate		S	146	905
NextEra Energy Marketing, LLC	Accounting & Finance Services Received by FPL		P	426.5	743
NextEra Energy Marketing, LLC	General Counsel Services Received by FPL		P	923	734
NextEra Energy Marketing, LLC	Reimbursement of Employee Expenses		P	Various	573
NextEra Energy Marketing, LLC	Power Delivery Services Received by FPL		P	186	510
NextEra Energy Marketing, LLC	Power Generation Services Received by FPL		P	512	273
NextEra Energy Marketing, LLC	Allocation of Telecommunication Costs		P	101, 107	224
NextEra Energy Marketing, LLC	Reimbursement of Employee Expenses		P	916	221
NextEra Energy Marketing, LLC	Allocation of Vendor Charges to Affiliate		S	554	174
NextEra Energy Marketing, LLC	Reimbursement of Employee Expenses		P	554	174
NextEra Energy Marketing, LLC	Reimbursement of Employee Expenses		P	553	163
NextEra Energy Marketing, LLC	Reimbursement of Employee Expenses		P	501	156
NextEra Energy Marketing, LLC	Power Generation Services Received by FPL		P	513	121
NextEra Energy Marketing, LLC	Allocation of Vendor Charges from Affiliate		P	234	119
NextEra Energy Marketing, LLC	Information Technology Services		S	910	92
NextEra Energy Marketing, LLC	Human Resource Support Provided by Affiliate		P	241	91
NextEra Energy Marketing, LLC	State Tax Activity		S	146	91
NextEra Energy Marketing, LLC	Reimbursement of Employee Expenses		P	926	68
NextEra Energy Marketing, LLC	Allocation of Telecommunication Costs		P	910	22
NextEra Energy Marketing, LLC	Reimbursement of Employee Expenses		P	549	21
NextEra Energy Marketing, LLC	Reimbursement of Employee Expenses		P	513	20
NextEra Energy Marketing, LLC	Information Technology Services		S	Various	18
NextEra Energy Marketing, LLC	Allocation of Telecommunication Costs		P	Various	4
NextEra Energy Montezuma II Wind, LLC	Central Lab Services		S	549	150
NextEra Energy Montezuma II Wind, LLC	Information Technology Services		S	146	101
NextEra Energy Montezuma II Wind, LLC	Central Lab Services		S	506	88
NextEra Energy Montezuma II Wind, LLC	Allocation of Telecommunication Costs		S	146	22
NextEra Energy Nuclear Support Market Resources, LLC	Nuclear Operations Services		S	146	153,429
NextEra Energy Nuclear Support Market Resources, LLC	Compensation, Deferred Comp, Incentives, Stock Awards, RSA Amortization, Pension & Other Employee Benefits Plans		S	146	43,891
NextEra Energy Nuclear Support Market Resources, LLC	General Counsel and Environmental Services		S	146	20,248
NextEra Energy Nuclear Support Market Resources, LLC	Accounting & Finance Services		S	146	7,046
NextEra Energy Nuclear Support Market Resources, LLC	Power Generation Services		S	146	2,401
NextEra Energy Nuclear Support Market Resources, LLC	Allocation of Vendor Charges to Affiliate		S	921	832
NextEra Energy Nuclear Support Market Resources, LLC	Marketing and Communication Services		S	146	275
NextEra Energy Nuclear Support Market Resources, LLC	Corporate Real Estate Services		S	935	250
NextEra Energy Nuclear Support Market Resources, LLC	Allocation of Temporary Labor Management Fee		S	146	249
NextEra Energy Nuclear Support Market Resources, LLC	Allocation of Vendor Charges to Affiliate		S	101, 107	156
NextEra Energy Nuclear Support Market Resources, LLC	Allocation of Vendor Charges to Affiliate		S	Various	3
NextEra Energy Operating Partners, LP	General Counsel and Environmental Services		S	146	1,801

ANALYSIS OF DIVERSIFICATION ACTIVITY
Summary of Affiliated Transfers and Cost Allocations

FLORIDA POWER & LIGHT COMPANY
For the Year Ended December 31, 2024

Name of Affiliate (a)	Type of Service and/or Name of Product (b)	Relevant Contract or Agreement and Effective Date (c)	Charge for Year		
			"P" or "S" (d)	Account Number (e)	Dollar Amount (f)
NextEra Energy Operating Partners, LP	Allocation of Vendor Charges to Affiliate		S	926	1,006
NextEra Energy Operating Partners, LP	Marketing and Communication Services		S	146	828
NextEra Energy Operating Partners, LP	Corporate Real Estate Services		S	935	765
NextEra Energy Operating Partners, LP	Corporate Real Estate Services		S	935	343
NextEra Energy Operating Partners, LP	Allocation of Vendor Charges to Affiliate		S	146	151
NextEra Energy Operating Partners, LP	Allocation of Vendor Charges to Affiliate		S	926	84
NextEra Energy Operating Partners, LP	Allocation of Vendor Charges to Affiliate		S	Various	2
NextEra Energy Operating Services FBO Ashtabula III	Central Lab Services		S	506	193
NextEra Energy Operating Services FBO Backbone	Allocation of Telecommunication Costs		S	146	1,045
NextEra Energy Operating Services FBO Conestogo Wind LP	Central Lab Services		S	506	1,031
NextEra Energy Operating Services FBO Diablo	Central Lab Services		S	506	162
NextEra Energy Operating Services FBO Dunns Bridge Energy	Allocation of Vendor Charges to Affiliate		S	926	151
NextEra Energy Operating Services FBO Jericho Wind LP	Allocation of Vendor Charges to Affiliate		S	923	590
NextEra Energy Operating Services FBO Jericho Wind LP	Information Technology Services		S	923	200
NextEra Energy Operating Services FBO Jericho Wind LP	Allocation of Vendor Charges to Affiliate		S	101, 107	98
NextEra Energy Operating Services FBO Jericho Wind LP	Allocation of Vendor Charges to Affiliate		S	910	10
NextEra Energy Operating Services FBO Jericho Wind LP	Allocation of Vendor Charges to Affiliate		S	Various	2
NextEra Energy Operating Services FBO Meyersdale	Allocation of Telecommunication Costs		S	146	717
NextEra Energy Operating Services FBO Moore Solar LP	Reimbursement of Employee Expenses		S	146	946
NextEra Energy Operating Services FBO Mower County	Allocation of Telecommunication Costs		P	921	(236)
NextEra Energy Operating Services FBO Ottr Tail-A1	Allocation of Vendor Charges to Affiliate		S	146	92
NextEra Energy Operating Services FBO Sombra Solar LP	Central Lab Services		S	549	2,847
NextEra Energy Operating Services FBO Somerset	Allocation of Telecommunication Costs		S	146	394
NextEra Energy Operating Services FBO Summerhavn Wind LP	Central Lab Services		S	549	6,612
NextEra Energy Operating Services FBO Summerhavn Wind LP	Allocation of Vendor Charges from Affiliate		P	232	5,410
NextEra Energy Operating Services FBO Summerhavn Wind LP	Central Lab Services		S	506	3,883
NextEra Energy Operating Services FBO Summerhavn Wind LP	Allocation of Vendor Charges to Affiliate		S	923	885
NextEra Energy Operating Services FBO Summerhavn Wind LP	Human Resources Services		S	146	453
NextEra Energy Operating Services FBO Summerhavn Wind LP	Allocation of Vendor Charges to Affiliate		S	101, 107	147
NextEra Energy Operating Services FBO Summerhavn Wind LP	Allocation of Vendor Charges to Affiliate		S	910	15
NextEra Energy Operating Services FBO Summerhavn Wind LP	Allocation of Vendor Charges to Affiliate		S	Various	3
NextEra Energy Operating Services FBO Waymart	Allocation of Telecommunication Costs		S	146	1,804
NextEra Energy Operating Services FBO Waymart	Central Lab Services		S	549	150
NextEra Energy Operating Services, LLC	Engineering & Construction Capital Support Received by FPL		P	101, 107	459,967
NextEra Energy Operating Services, LLC	Allocation of Benefit Costs to Affiliate		S	146	452,123
NextEra Energy Operating Services, LLC	Reimbursement of Employee Expenses		P	101, 107	132,896
NextEra Energy Operating Services, LLC	Power Generation Services Received by FPL		P	551	90,526
NextEra Energy Operating Services, LLC	Power Generation Capital Support Received by FPL		P	101, 107	38,490
NextEra Energy Operating Services, LLC	Storm Support Received by FPL		P	186	35,080
NextEra Energy Operating Services, LLC	Transfer of Employee Payroll Dollars		P	232	33,559

ANALYSIS OF DIVERSIFICATION ACTIVITY
Summary of Affiliated Transfers and Cost Allocations

FLORIDA POWER & LIGHT COMPANY
For the Year Ended December 31, 2024

Name of Affiliate (a)	Type of Service and/or Name of Product (b)	Relevant Contract or Agreement and Effective Date (c)	Charge for Year "P" or "S" (d)	Account Number (e)	Dollar Amount (f)
NextEra Energy Operating Services, LLC	Allocation of Vendor Charges to Affiliate		S	146	28,391
NextEra Energy Operating Services, LLC	Reimbursement of Employee Expenses		P	551	25,910
NextEra Energy Operating Services, LLC	Power Generation Services Received by FPL		P	552	21,441
NextEra Energy Operating Services, LLC	Power Generation Services Received by FPL		P	551	20,216
NextEra Energy Operating Services, LLC	Power Generation Services Received by FPL		P	546	15,801
NextEra Energy Operating Services, LLC	Reimbursement of Employee Expenses		P	552	10,692
NextEra Energy Operating Services, LLC	Power Generation Services Received by FPL		P	186	10,129
NextEra Energy Operating Services, LLC	General Counsel and Environmental Services		S	146	9,011
NextEra Energy Operating Services, LLC	Power Generation Services Received by FPL		P	Various	8,969
NextEra Energy Operating Services, LLC	Power Generation Services Received by FPL		P	548	7,593
NextEra Energy Operating Services, LLC	Power Generation Services Received by FPL		P	549	5,154
NextEra Energy Operating Services, LLC	Allocation of Workers Comp Reimbursement from Affiliate		P	232	4,944
NextEra Energy Operating Services, LLC	Allocation of Vendor Charges to Affiliate		S	923	4,427
NextEra Energy Operating Services, LLC	Reimbursement of Employee Expenses		P	186	4,199
NextEra Energy Operating Services, LLC	Power Generation Services Received by FPL		P	546	3,419
NextEra Energy Operating Services, LLC	Power Generation Services Received by FPL		P	554	3,264
NextEra Energy Operating Services, LLC	Reimbursement of Employee Expenses		P	517	1,725
NextEra Energy Operating Services, LLC	Allocation of Telecommunication Costs		S	146	1,618
NextEra Energy Operating Services, LLC	Reimbursement of Employee Expenses		P	580	1,611
NextEra Energy Operating Services, LLC	Energy Marketing & Trading Services Received by FPL		P	426.5	1,588
NextEra Energy Operating Services, LLC	Power Delivery Services Received by FPL		P	186	1,545
NextEra Energy Operating Services, LLC	Reimbursement of Employee Expenses		P	546	1,146
NextEra Energy Operating Services, LLC	Allocation of Vendor Charges to Affiliate		S	921	1,138
NextEra Energy Operating Services, LLC	Marketing and Communication Services		S	146	804
NextEra Energy Operating Services, LLC	Reimbursement of Employee Expenses		P	549	695
NextEra Energy Operating Services, LLC	Solar Development Services Received by FPL		P	551	677
NextEra Energy Operating Services, LLC	Human Resources Services		S	146	647
NextEra Energy Operating Services, LLC	Power Generation Services		S	146	642
NextEra Energy Operating Services, LLC	Information Technology Services		S	923	590
NextEra Energy Operating Services, LLC	Power Generation Services Received by FPL		P	554	525
NextEra Energy Operating Services, LLC	Power Generation Services Received by FPL		P	506	441
NextEra Energy Operating Services, LLC	Reimbursement of Employee Expenses		P	528	364
NextEra Energy Operating Services, LLC	Power Generation Services Received by FPL		P	552	356
NextEra Energy Operating Services, LLC	Reimbursement of Employee Expenses		P	548	349
NextEra Energy Operating Services, LLC	Power Generation Services Received by FPL		P	553	323
NextEra Energy Operating Services, LLC	Reimbursement of Employee Expenses		P	506	309
NextEra Energy Operating Services, LLC	Central Lab Services		S	549	300
NextEra Energy Operating Services, LLC	Allocation of Vendor Charges to Affiliate		S	101, 107	300
NextEra Energy Operating Services, LLC	Reimbursement of Employee Expenses		P	553	286
NextEra Energy Operating Services, LLC	Reimbursement of Employee Expenses		P	921	281

ANALYSIS OF DIVERSIFICATION ACTIVITY
Summary of Affiliated Transfers and Cost Allocations

FLORIDA POWER & LIGHT COMPANY
For the Year Ended December 31, 2024

Name of Affiliate (a)	Type of Service and/or Name of Product (b)	Relevant Contract or Agreement and Effective Date (c)	Charge for Year		
			"P" or "S" (d)	Account Number (e)	Dollar Amount (f)
NextEra Energy Operating Services, LLC	Reimbursement of Employee Expenses		P	Various	233
NextEra Energy Operating Services, LLC	Reimbursement of Employee Expenses		P	513	211
NextEra Energy Operating Services, LLC	Power Generation Services Received by FPL		P	554.1	122
NextEra Energy Operating Services, LLC	Human Resource Support Provided by Affiliate		P	241	105
NextEra Energy Operating Services, LLC	State Tax Activity		S	146	105
NextEra Energy Operating Services, LLC	Information Technology Services		S	101, 107	98
NextEra Energy Operating Services, LLC	Allocation of Vendor Charges to Affiliate		S	910	92
NextEra Energy Operating Services, LLC	Reimbursement of Employee Expenses		P	500	77
NextEra Energy Operating Services, LLC	Reimbursement of Employee Expenses		P	185	58
NextEra Energy Operating Services, LLC	Allocation of Vendor Credit from Affiliate		P	232	36
NextEra Energy Operating Services, LLC	Reimbursement of Employee Expenses		P	558	32
NextEra Energy Operating Services, LLC	Allocation of Vendor Charges to Affiliate		S	Various	18
NextEra Energy Operating Services, LLC	Information Technology Services		S	910	10
NextEra Energy Operating Services, LLC	Information Technology Services		S	Various	2
NextEra Energy Operating Services, LLC	Reversal of Power Generation Services		P	513	(322)
NextEra Energy Operating Services, LLC	Reversal of Power Generation Services		P	512	(765)
NextEra Energy Operating Services, LLC	Reversal of Power Generation Services		P	553	(1,478)
NextEra Energy Operating Services, LLC FBO Wheatrdg	Central Lab Services		S	549	277
NextEra Energy Operating Services, LLC FBO Wheatrdg	Central Lab Services		S	506	163
NextEra Energy Pipeline Development and Acquisitions, LLC	Allocation of Telecommunication Costs		S	146	95
NextEra Energy Pipeline Services, LLC	Power Generation Services Received by FPL		P	501	1,261,820
NextEra Energy Pipeline Services, LLC	Accounting & Finance Services Received by FPL		P	186	257,369
NextEra Energy Pipeline Services, LLC	Reimbursement of Employee Expenses		P	501	123,281
NextEra Energy Pipeline Services, LLC	Allocation of Telecommunication Costs		S	146	49,774
NextEra Energy Pipeline Services, LLC	Power Generation Services Received by FPL		P	547	36,934
NextEra Energy Pipeline Services, LLC	Allocation of Vendor Charges to Affiliate		S	921	18,645
NextEra Energy Pipeline Services, LLC	Allocation of Benefit Costs to Affiliate		S	146	18,552
NextEra Energy Pipeline Services, LLC	Power Generation Services Received by FPL		P	553	9,826
NextEra Energy Pipeline Services, LLC	Reimbursement of Employee Expenses		P	553	6,311
NextEra Energy Pipeline Services, LLC	Human Resources Services		S	146	5,356
NextEra Energy Pipeline Services, LLC	Reimbursement of Employee Expenses		P	921	5,000
NextEra Energy Pipeline Services, LLC	Reimbursement of Employee Expenses		P	101, 107	4,726
NextEra Energy Pipeline Services, LLC	Power Generation Services Received by FPL		P	551	3,950
NextEra Energy Pipeline Services, LLC	Allocation of Vendor Charges to Affiliate		S	101, 107	3,098
NextEra Energy Pipeline Services, LLC	Power Generation Capital Support Received by FPL		P	101, 107	3,084
NextEra Energy Pipeline Services, LLC	Power Generation Services Received by FPL		P	549	2,742
NextEra Energy Pipeline Services, LLC	Power Generation Services Received by FPL		P	546	2,401
NextEra Energy Pipeline Services, LLC	Reimbursement of Employee Expenses		P	551	2,349
NextEra Energy Pipeline Services, LLC	Power Generation Services Received by FPL		P	548	2,301
NextEra Energy Pipeline Services, LLC	Reimbursement of Employee Expenses		P	547	2,034

ANALYSIS OF DIVERSIFICATION ACTIVITY
Summary of Affiliated Transfers and Cost Allocations

FLORIDA POWER & LIGHT COMPANY
For the Year Ended December 31, 2024

Name of Affiliate (a)	Type of Service and/or Name of Product (b)	Relevant Contract or Agreement and Effective Date (c)	Charge for Year		
			"P" or "S" (d)	Account Number (e)	Dollar Amount (f)
NextEra Energy Pipeline Services, LLC	Reimbursement of Employee Expenses		P	549	1,359
NextEra Energy Pipeline Services, LLC	Power Generation Services Received by FPL		P	186	975
NextEra Energy Pipeline Services, LLC	Power Generation Services Received by FPL		P	554	912
NextEra Energy Pipeline Services, LLC	Reimbursement of Employee Expenses		S	146	756
NextEra Energy Pipeline Services, LLC	Reimbursement of Employee Expenses		P	506	737
NextEra Energy Pipeline Services, LLC	Power Generation Services Received by FPL		P	552	576
NextEra Energy Pipeline Services, LLC	Allocation of Vendor Charges to Affiliate		S	926	545
NextEra Energy Pipeline Services, LLC	Transfer of Employee Payroll Dollars		P	232	517
NextEra Energy Pipeline Services, LLC	Allocation of Vendor Charges to Affiliate		S	923	500
NextEra Energy Pipeline Services, LLC	Information Technology Services		S	923	500
NextEra Energy Pipeline Services, LLC	Allocation of Workers Comp Reimbursement to Affiliate		S	146	492
NextEra Energy Pipeline Services, LLC	Allocation of Vendor Charges from Affiliate		P	232	425
NextEra Energy Pipeline Services, LLC	Allocation of Vendor Charges to Affiliate		S	910	310
NextEra Energy Pipeline Services, LLC	Reimbursement of Employee Expenses		P	593	258
NextEra Energy Pipeline Services, LLC	Reimbursement of Employee Expenses		P	554	255
NextEra Energy Pipeline Services, LLC	Allocation of Vendor Charges to Affiliate		S	146	194
NextEra Energy Pipeline Services, LLC	Allocation of Telecommunication Costs		S	921	135
NextEra Energy Pipeline Services, LLC	Reimbursement of Employee Expenses		P	548	125
NextEra Energy Pipeline Services, LLC	Reimbursement of Employee Expenses		P	552	108
NextEra Energy Pipeline Services, LLC	Reimbursement of Employee Expenses		P	513	91
NextEra Energy Pipeline Services, LLC	Reimbursement of Employee Expenses		P	546	90
NextEra Energy Pipeline Services, LLC	Allocation of Vendor Charges to Affiliate		S	Various	60
NextEra Energy Pipeline Services, LLC	Allocation of Telecommunication Costs		S	Various	48
NextEra Energy Pipeline Services, LLC	Reimbursement of Employee Expenses		P	186	45
NextEra Energy Pipeline Services, LLC	Power Delivery Services		S	Various	30
NextEra Energy Pipeline Services, LLC	Corporate Real Estate Services		S	935	26
NextEra Energy Pipeline Services, LLC	Reversal of Power Generation Services		P	551	(391)
NextEra Energy Pipeline Services, LLC	Reversal of Power Generation Services		S	146	(23,353)
NextEra Energy Point Beach, LLC	Allocation of Vendor Charges to Affiliate		S	146	3,511,432
NextEra Energy Point Beach, LLC	Nuclear Operations Capital Support Received by FPL		P	101, 107	1,425,057
NextEra Energy Point Beach, LLC	Information Technology Capital Support Received by FPL		P	101, 107	667,115
NextEra Energy Point Beach, LLC	Compensation, Deferred Comp, Incentives, Stock Awards, RSA Amortization, Pension & Other Employee Benefits Plans		S	146	650,907
NextEra Energy Point Beach, LLC	Allocation of Vendor Charges from Affiliate		P	232	524,443
NextEra Energy Point Beach, LLC	Nuclear Operations Services Received by FPL		P	517	428,793
NextEra Energy Point Beach, LLC	Reimbursement of Employee Expenses		P	101, 107	363,711
NextEra Energy Point Beach, LLC	Accounting & Finance Services		S	146	348,844
NextEra Energy Point Beach, LLC	Reimbursement of Employee Expenses		S	146	258,894
NextEra Energy Point Beach, LLC	Nuclear Operations Services Received by FPL		P	524	161,339
NextEra Energy Point Beach, LLC	Integrated Supply Chain Services Received by FPL		P	Various	148,233
NextEra Energy Point Beach, LLC	Information Technology Services Received by FPL		P	524	122,520

ANALYSIS OF DIVERSIFICATION ACTIVITY
Summary of Affiliated Transfers and Cost Allocations

FLORIDA POWER & LIGHT COMPANY
For the Year Ended December 31, 2024

Name of Affiliate (a)	Type of Service and/or Name of Product (b)	Relevant Contract or Agreement and Effective Date (c)	Charge for Year		
			"P" or "S" (d)	Account Number (e)	Dollar Amount (f)
NextEra Energy Point Beach, LLC	Human Resources Services		S	146	117,487
NextEra Energy Point Beach, LLC	Purchase of Asset/Inventory		P	101, 107, 154	72,343
NextEra Energy Point Beach, LLC	General Counsel and Environmental Services		S	146	67,075
NextEra Energy Point Beach, LLC	Allocation of Benefit Costs to Affiliate		S	146	62,994
NextEra Energy Point Beach, LLC	Reimbursement of Employee Expenses		P	524	59,632
NextEra Energy Point Beach, LLC	Transfer of Employee Payroll Dollars		P	232	40,428
NextEra Energy Point Beach, LLC	Charge for Affiliate Share of Insurance Premium		S	146	39,263
NextEra Energy Point Beach, LLC	Integrated Supply Chain Capital Support Received by FPL		P	101, 107	39,173
NextEra Energy Point Beach, LLC	Nuclear Operations Capital Support Received by FPL		P	182.3	38,342
NextEra Energy Point Beach, LLC	Integrated Supply Chain Services Received by FPL		P	580	37,807
NextEra Energy Point Beach, LLC	Sale of Asset/Inventory		S	163	31,453
NextEra Energy Point Beach, LLC	Integrated Supply Chain Services		S	154	23,294
NextEra Energy Point Beach, LLC	Allocation of Contractor Expenses from Affiliate		P	232	22,602
NextEra Energy Point Beach, LLC	Credit Affiliate for Consulting Expenses		P	232	20,118
NextEra Energy Point Beach, LLC	Storm Support Received by FPL		P	186	19,934
NextEra Energy Point Beach, LLC	Allocation of Workers Comp Reimbursement to Affiliate		S	146	17,492
NextEra Energy Point Beach, LLC	Allocation of Vendor Charges to Affiliate		S	524	17,390
NextEra Energy Point Beach, LLC	Sale of Asset/Inventory		S	456	15,712
NextEra Energy Point Beach, LLC	Transfer of Employee Incentives		S	165	14,333
NextEra Energy Point Beach, LLC	Allocation of Vendor Charges to Affiliate		S	923	13,134
NextEra Energy Point Beach, LLC	Allocation of Expenses to Affiliate		S	146	12,448
NextEra Energy Point Beach, LLC	Reimbursement of Employee Expenses		P	517	11,909
NextEra Energy Point Beach, LLC	Integrated Supply Chain Services Received by FPL		P	154	8,857
NextEra Energy Point Beach, LLC	Reimbursement of Employee Expenses		P	553	7,796
NextEra Energy Point Beach, LLC	Reimbursement of Employee Expenses		P	921	5,922
NextEra Energy Point Beach, LLC	Energy Marketing & Trading Services		S	146	3,890
NextEra Energy Point Beach, LLC	Nuclear Operations Capital Support Received by FPL		P	120.1	3,048
NextEra Energy Point Beach, LLC	Nuclear Operations Services Received by FPL		P	532	1,973
NextEra Energy Point Beach, LLC	Allocation of Vendor Charges to Affiliate		S	910	1,942
NextEra Energy Point Beach, LLC	Reimbursement of Employee Expenses		P	511	1,931
NextEra Energy Point Beach, LLC	Reimbursement of Employee Expenses		P	232	1,183
NextEra Energy Point Beach, LLC	Power Delivery Services		S	146	978
NextEra Energy Point Beach, LLC	Nuclear Operations Services Received by FPL		P	528	926
NextEra Energy Point Beach, LLC	Information Technology Services		S	923	885
NextEra Energy Point Beach, LLC	Reimbursement of Employee Expenses		P	186	643
NextEra Energy Point Beach, LLC	Reimbursement of Employee Expenses		P	528	531
NextEra Energy Point Beach, LLC	Reimbursement of Employee Expenses		P	532	333
NextEra Energy Point Beach, LLC	Allocation of Vendor Charges to Affiliate		S	101, 107	316
NextEra Energy Point Beach, LLC	Reimbursement of Employee Expenses		P	520	256
NextEra Energy Point Beach, LLC	Integrated Supply Chain Services Received by FPL		P	923	221

ANALYSIS OF DIVERSIFICATION ACTIVITY
Summary of Affiliated Transfers and Cost Allocations

FLORIDA POWER & LIGHT COMPANY
For the Year Ended December 31, 2024

Name of Affiliate (a)	Type of Service and/or Name of Product (b)	Relevant Contract or Agreement and Effective Date (c)	Charge for Year		
			"P" or "S" (d)	Account Number (e)	Dollar Amount (f)
NextEra Energy Point Beach, LLC	Nuclear Operations Services Received by FPL		P	183	199
NextEra Energy Point Beach, LLC	Corporate Real Estate Services		S	146	173
NextEra Energy Point Beach, LLC	Reimbursement of Employee Expenses		P	926	46
NextEra Energy Point Beach, LLC	Allocation of Contractor Expenses from Affiliate		P	101, 107	24
NextEra Energy Point Beach, LLC	Reimbursement of Employee Expenses		P	154	22
NextEra Energy Point Beach, LLC	Information Technology Services		S	910	15
NextEra Energy Point Beach, LLC	Information Technology Services		S	Various	3
NextEra Energy Point Beach, LLC	Compensation, Deferred Comp, Incentives, Stock Awards, RSA Amortization, Pension & Other Employee Benefits Plans		P	920	2
NextEra Energy Point Beach, LLC	Allocation of Contractor Expenses from Affiliate		P	910	1
NextEra Energy Project Management, LLC	Power Generation Services		S	146	2,868,204
NextEra Energy Project Management, LLC	Information Technology Capital Support Received by FPL		P	101, 107	1,849,190
NextEra Energy Project Management, LLC	Engineering & Construction Capital Support Received by FPL		P	101, 107	1,633,364
NextEra Energy Project Management, LLC	General Counsel Services Received by FPL		P	923	629,614
NextEra Energy Project Management, LLC	Allocation of Benefit Costs to Affiliate		S	146	611,387
NextEra Energy Project Management, LLC	Nuclear Operations Services Received by FPL		P	517	503,388
NextEra Energy Project Management, LLC	Storm Support Received by FPL		P	186	381,012
NextEra Energy Project Management, LLC	Reimbursement of Employee Expenses		P	101, 107	339,383
NextEra Energy Project Management, LLC	Power Generation Capital Support Received by FPL		P	101, 107	312,487
NextEra Energy Project Management, LLC	Information Technology Services Received by FPL		P	923	310,756
NextEra Energy Project Management, LLC	Engineering Construction and Integrated Supply Chain Services		S	146	303,765
NextEra Energy Project Management, LLC	Power Generation Services Received by FPL		P	553	273,339
NextEra Energy Project Management, LLC	Allocation of Rent Expense to Affiliate		S	146	266,653
NextEra Energy Project Management, LLC	Human Resources Services		S	146	259,741
NextEra Energy Project Management, LLC	Nuclear Operations Services Received by FPL		P	524	244,231
NextEra Energy Project Management, LLC	Allocation of Software Amortization		S	165	239,873
NextEra Energy Project Management, LLC	Power Generation Services Received by FPL		P	549	209,611
NextEra Energy Project Management, LLC	Information Technology Services		S	146	194,795
NextEra Energy Project Management, LLC	Power Generation Services Received by FPL		P	506	132,083
NextEra Energy Project Management, LLC	Accounting & Finance Services Received by FPL		P	923	129,673
NextEra Energy Project Management, LLC	Power Generation Services Received by FPL		P	506	122,156
NextEra Energy Project Management, LLC	Reimbursement of Employee Expenses		P	921	121,329
NextEra Energy Project Management, LLC	Allocation of Vendor Charges from Affiliate		P	234	119,240
NextEra Energy Project Management, LLC	Integrated Supply Chain Capital Support Received by FPL		P	101, 107	113,857
NextEra Energy Project Management, LLC	Integrated Supply Chain Services Received by FPL		P	923	107,599
NextEra Energy Project Management, LLC	Integrated Supply Chain Services Received by FPL		P	Various	86,440
NextEra Energy Project Management, LLC	Allocation of Vendor Charges from Affiliate		P	165	83,233
NextEra Energy Project Management, LLC	Information Technology Services Received by FPL		P	524	81,965
NextEra Energy Project Management, LLC	Energy Marketing & Trading Services Received by FPL		P	557	76,564
NextEra Energy Project Management, LLC	Human Resources Capital Support Received by FPL		P	101, 107	69,036
NextEra Energy Project Management, LLC	Allocation of Expenses from Affiliate		P	101, 107	58,623

ANALYSIS OF DIVERSIFICATION ACTIVITY
Summary of Affiliated Transfers and Cost Allocations

FLORIDA POWER & LIGHT COMPANY
For the Year Ended December 31, 2024

Name of Affiliate (a)	Type of Service and/or Name of Product (b)	Relevant Contract or Agreement and Effective Date (c)	Charge for Year		
			"P" or "S" (d)	Account Number (e)	Dollar Amount (f)
NextEra Energy Project Management, LLC	Reimbursement of Employee Expenses		P	524	57,895
NextEra Energy Project Management, LLC	Allocation of Vendor Charges from Affiliate		P	101, 107	55,511
NextEra Energy Project Management, LLC	Project Development Services Received by FPL		P	183	54,573
NextEra Energy Project Management, LLC	Reimbursement of Employee Expenses		P	186	51,102
NextEra Energy Project Management, LLC	Accounting & Finance Services Received by FPL		P	186	50,702
NextEra Energy Project Management, LLC	Information Technology Services Received by FPL		P	903	48,667
NextEra Energy Project Management, LLC	Nuclear Operations Capital Support Received by FPL		P	101, 107	47,610
NextEra Energy Project Management, LLC	Nuclear Operations Services Received by FPL		P	532	45,823
NextEra Energy Project Management, LLC	Power Generation Services Received by FPL		P	546	39,173
NextEra Energy Project Management, LLC	Power Delivery Services		S	146	36,656
NextEra Energy Project Management, LLC	Power Delivery Capital Support Received by FPL		P	101, 107	35,498
NextEra Energy Project Management, LLC	Allocation of Vendor Charges to Affiliate		S	921	35,465
NextEra Energy Project Management, LLC	Allocation of Vendor Charges to Affiliate		S	926	34,863
NextEra Energy Project Management, LLC	Information Technology Services Received by FPL		P	186	32,132
NextEra Energy Project Management, LLC	Reimbursement of Employee Expenses		P	549	31,502
NextEra Energy Project Management, LLC	Allocation of Consulting Costs to Affiliate		S	146	29,850
NextEra Energy Project Management, LLC	Human Resource Support Provided by Affiliate		P	920	25,977
NextEra Energy Project Management, LLC	Power Generation Services Received by FPL		P	512	25,661
NextEra Energy Project Management, LLC	Reimbursement of Employee Expenses		P	553	24,964
NextEra Energy Project Management, LLC	Allocation of Contractor Expenses from Affiliate		P	232	23,963
NextEra Energy Project Management, LLC	Power Delivery Services Received by FPL		P	583	23,400
NextEra Energy Project Management, LLC	Power Generation Services Received by FPL		P	548	19,051
NextEra Energy Project Management, LLC	Project Development Services Received by FPL		P	506	18,094
NextEra Energy Project Management, LLC	Transfer of Employee Payroll Dollars		P	232	16,226
NextEra Energy Project Management, LLC	Reimbursement of Employee Expenses		P	Various	14,566
NextEra Energy Project Management, LLC	Power Generation Services Received by FPL		P	551	14,480
NextEra Energy Project Management, LLC	Power Delivery Services Received by FPL		P	Various	14,363
NextEra Energy Project Management, LLC	Energy Marketing & Trading Services		S	146	14,346
NextEra Energy Project Management, LLC	Allocation of Vendor Charges to Affiliate		S	517	13,163
NextEra Energy Project Management, LLC	Corporate Real Estate Services		S	146	12,515
NextEra Energy Project Management, LLC	Power Generation Services Received by FPL		P	552	12,363
NextEra Energy Project Management, LLC	Allocation of Expenses from Affiliate		P	506	11,583
NextEra Energy Project Management, LLC	Power Generation Services Received by FPL		P	513	11,379
NextEra Energy Project Management, LLC	Reimbursement of Employee Expenses		P	551	11,224
NextEra Energy Project Management, LLC	Reimbursement of Employee Expenses		P	506	11,023
NextEra Energy Project Management, LLC	Allocation of Temporary Labor Management Fee		S	146	10,678
NextEra Energy Project Management, LLC	Allocation of Vendor Charges to Affiliate		S	587	9,264
NextEra Energy Project Management, LLC	Nuclear Operations Services Received by FPL		P	183	9,200
NextEra Energy Project Management, LLC	Development Support Provided to Affiliate		S	920	8,842
NextEra Energy Project Management, LLC	Power Generation Services Received by FPL		P	501	8,686

ANALYSIS OF DIVERSIFICATION ACTIVITY
Summary of Affiliated Transfers and Cost Allocations

FLORIDA POWER & LIGHT COMPANY
For the Year Ended December 31, 2024

Name of Affiliate (a)	Type of Service and/or Name of Product (b)	Relevant Contract or Agreement and Effective Date (c)	Charge for Year		
			"P" or "S" (d)	Account Number (e)	Dollar Amount (f)
NextEra Energy Project Management, LLC	Allocation of Vendor Charges from Affiliate		P	232	8,574
NextEra Energy Project Management, LLC	Engineering & Construction Services Received by FPL		P	549	8,423
NextEra Energy Project Management, LLC	Reimbursement of Employee Expenses		P	551	7,614
NextEra Energy Project Management, LLC	Revenue Enhancement Program		S	101, 107	7,532
NextEra Energy Project Management, LLC	Allocation of Telecommunication Costs		S	146	7,473
NextEra Energy Project Management, LLC	Reimbursement of Employee Expenses		P	426.4	7,074
NextEra Energy Project Management, LLC	Allocation of Vendor Charges from Affiliate		P	923	5,922
NextEra Energy Project Management, LLC	Reimbursement of Employee Expenses		P	146	5,867
NextEra Energy Project Management, LLC	Allocation of Vendor Charges from Affiliate		P	551	5,627
NextEra Energy Project Management, LLC	Reimbursement of Employee Expenses		P	183	5,387
NextEra Energy Project Management, LLC	Project Development Services Received by FPL		P	923	5,139
NextEra Energy Project Management, LLC	Reimbursement of Employee Expenses		P	554	5,066
NextEra Energy Project Management, LLC	Reimbursement of Employee Expenses		P	546	4,795
NextEra Energy Project Management, LLC	Reimbursement of Employee Expenses		P	500	4,770
NextEra Energy Project Management, LLC	Reimbursement of Employee Expenses		P	583	4,635
NextEra Energy Project Management, LLC	Allocation of Expenses from Affiliate		P	551	4,389
NextEra Energy Project Management, LLC	Allocation of Benefit Costs to Affiliate		S	921	4,345
NextEra Energy Project Management, LLC	Accounting & Finance Services Received by FPL		P	426.5	3,895
NextEra Energy Project Management, LLC	Reimbursement of Employee Expenses		P	517	3,586
NextEra Energy Project Management, LLC	Reimbursement of Employee Expenses		P	510	3,283
NextEra Energy Project Management, LLC	Customer Service Support		S	146	3,043
NextEra Energy Project Management, LLC	Power Generation Services Received by FPL		P	186	2,946
NextEra Energy Project Management, LLC	Power Generation Services Received by FPL		P	554	2,758
NextEra Energy Project Management, LLC	Human Resources Services Received by FPL		P	923	2,527
NextEra Energy Project Management, LLC	Reimbursement of Employee Expenses		P	513	2,270
NextEra Energy Project Management, LLC	Reimbursement of Employee Expenses		P	512	2,140
NextEra Energy Project Management, LLC	Reimbursement of Employee Expenses		P	926	2,140
NextEra Energy Project Management, LLC	Allocation of Expenses from Affiliate		P	552	1,654
NextEra Energy Project Management, LLC	Project Development Services Received by FPL		P	549	1,458
NextEra Energy Project Management, LLC	Reimbursement of Employee Expenses		P	426.5	1,250
NextEra Energy Project Management, LLC	Nuclear Operations Services		S	517	1,052
NextEra Energy Project Management, LLC	Corporate Real Estate Services		S	935	1,027
NextEra Energy Project Management, LLC	Allocation of Workers Comp Reimbursement to Affiliate		S	146	995
NextEra Energy Project Management, LLC	Energy Marketing & Trading Services Received by FPL		P	547	766
NextEra Energy Project Management, LLC	Power Delivery Services Received by FPL		P	588	621
NextEra Energy Project Management, LLC	Power Generation Services Received by FPL		P	408.1	587
NextEra Energy Project Management, LLC	Reimbursement of Employee Expenses		P	552	578
NextEra Energy Project Management, LLC	Reimbursement of Employee Expenses		P	548	528
NextEra Energy Project Management, LLC	Energy Marketing & Trading Services Received by FPL		P	923	449
NextEra Energy Project Management, LLC	Reimbursement of Employee Expenses		P	532	442

ANALYSIS OF DIVERSIFICATION ACTIVITY
Summary of Affiliated Transfers and Cost Allocations

FLORIDA POWER & LIGHT COMPANY
For the Year Ended December 31, 2024

Name of Affiliate (a)	Type of Service and/or Name of Product (b)	Relevant Contract or Agreement and Effective Date (c)	Charge for Year		
			"P" or "S" (d)	Account Number (e)	Dollar Amount (f)
NextEra Energy Project Management, LLC	Allocation of Vendor Charges to Affiliate		S	910	362
NextEra Energy Project Management, LLC	Information Technology Services Received by FPL		P	910	297
NextEra Energy Project Management, LLC	Reimbursement of Employee Expenses		P	910	240
NextEra Energy Project Management, LLC	Reimbursement of Employee Expenses		P	590	162
NextEra Energy Project Management, LLC	Reimbursement of Employee Expenses		P	580	162
NextEra Energy Project Management, LLC	Reimbursement of Employee Expenses		P	408.1	131
NextEra Energy Project Management, LLC	Corporate Real Estate Services Received by FPL		P	923	104
NextEra Energy Project Management, LLC	Allocation of Vendor Charges to Affiliate		S	Various	90
NextEra Energy Project Management, LLC	Information Technology Services		S	Various	78
NextEra Energy Project Management, LLC	Power Delivery Services Received by FPL		P	560	77
NextEra Energy Project Management, LLC	Allocation of Telecommunication Costs		S	921	62
NextEra Energy Project Management, LLC	Power Generation Services Received by FPL		P	510	47
NextEra Energy Project Management, LLC	Power Generation Services Received by FPL		P	Various	45
NextEra Energy Project Management, LLC	Power Generation Services Received by FPL		P	547	26
NextEra Energy Project Management, LLC	Reimbursement of Employee Expenses		P	930.2	23
NextEra Energy Project Management, LLC	Energy Marketing & Trading Services Received by FPL		P	501	16
NextEra Energy Project Management, LLC	Corporate Real Estate Services Received by FPL		P	101, 107	10
NextEra Energy Project Management, LLC	Accounting & Finance Services Received by FPL		P	101, 107	7
NextEra Energy Project Management, LLC	Integrated Supply Chain Services Received by FPL		P	408.1	2
NextEra Energy Project Management, LLC	Reversal of Power Delivery Services		P	580	(166)
NextEra Energy Project Management, LLC	Reversal of Accounting & Finance Services		P	910	(698)
NextEra Energy Project Management, LLC	Customer Service Support Received by FPL		P	903	(4,709)
NextEra Energy Renewable Services II, LLC	General Counsel and Environmental Services		S	146	219
NextEra Energy Renewable Services II, LLC	Allocation of Vendor Charges to Affiliate		S	146	112
NextEra Energy Renewable Services II, LLC	Reimbursement of Employee Expenses		S	146	15
NextEra Energy Renewable Services, LLC	Information Technology Services		S	146	20,753
NextEra Energy Renewable Services, LLC	Reimbursement of Employee Expenses		S	146	5,596
NextEra Energy Renewable Services, LLC	Allocation of Vendor Charges to Affiliate		S	146	4,237
NextEra Energy Renewable Services, LLC	Allocation of Vendor Charges to Affiliate		S	923	3,000
NextEra Energy Renewable Services, LLC	Central Lab Services		S	549	600
NextEra Energy Renewable Services, LLC	Allocation of Vendor Charges to Affiliate		S	921	458
NextEra Energy Renewable Services, LLC	Central Lab Services		S	506	352
NextEra Energy Renewable Services, LLC	Allocation of Vendor Charges to Affiliate		S	926	333
NextEra Energy Renewable Services, LLC	Allocation of Telecommunication Costs		S	146	244
NextEra Energy Renewable Services, LLC	Power Delivery Services		S	146	3
NextEra Energy Resources Development, LLC	Allocation of Vendor Charges to Affiliate		S	146	1,552,201
NextEra Energy Resources Development, LLC	Allocation of Vendor Charges to Affiliate		S	101, 107	556,093
NextEra Energy Resources Development, LLC	Allocation of Vendor Charges to Affiliate		S	926	220,761
NextEra Energy Resources Development, LLC	Corporate Real Estate Services		S	146	174,320
NextEra Energy Resources Development, LLC	Allocation of Vendor Charges from Affiliate		P	101, 107	89,679

ANALYSIS OF DIVERSIFICATION ACTIVITY
Summary of Affiliated Transfers and Cost Allocations

FLORIDA POWER & LIGHT COMPANY
For the Year Ended December 31, 2024

Name of Affiliate (a)	Type of Service and/or Name of Product (b)	Relevant Contract or Agreement and Effective Date (c)	Charge for Year		
			"P" or "S" (d)	Account Number (e)	Dollar Amount (f)
NextEra Energy Resources Development, LLC	Allocation of Telecommunication Costs		S	146	88,214
NextEra Energy Resources Development, LLC	Allocation of Vendor Charges to Affiliate		S	921	81,128
NextEra Energy Resources Development, LLC	Information Technology Services		S	146	64,171
NextEra Energy Resources Development, LLC	Allocation of Vendor Charges from Affiliate		P	232	60,517
NextEra Energy Resources Development, LLC	Reimbursement of Employee Expenses		S	146	49,159
NextEra Energy Resources Development, LLC	Corporate Real Estate Services		S	935	20,791
NextEra Energy Resources Development, LLC	Marketing and Communication Services		S	146	16,752
NextEra Energy Resources Development, LLC	Allocation of Vendor Charges to Affiliate		S	923	8,117
NextEra Energy Resources Development, LLC	Information Technology Services		S	923	6,000
NextEra Energy Resources Development, LLC	Allocation of Vendor Charges to Affiliate		S	931	3,659
NextEra Energy Resources Development, LLC	Allocation of Benefit Costs to Affiliate		S	921	3,185
NextEra Energy Resources Development, LLC	Customer Service Support		S	146	2,030
NextEra Energy Resources Development, LLC	Allocation of Vendor Charges from Affiliate		P	234	1,980
NextEra Energy Resources Development, LLC	Allocation of Temporary Labor Management Fee		S	146	1,149
NextEra Energy Resources Development, LLC	Allocation of Vendor Charges to Affiliate		S	910	916
NextEra Energy Resources Development, LLC	Marketing & Communication Services		S	923	608
NextEra Energy Resources Development, LLC	Allocation of Consulting Expenses from Affiliate		P	232	549
NextEra Energy Resources Development, LLC	Reimbursement of Employee Expenses		P	232	274
NextEra Energy Resources Development, LLC	Allocation of Vendor Charges to Affiliate		S	Various	177
NextEra Energy Resources Development, LLC	Reimbursement of Employee Expenses		P	921	128
NextEra Energy Resources Development, LLC	Allocation of Telecommunication Costs		S	Various	96
NextEra Energy Resources Development, LLC	Allocation of Telecommunication Costs		P	921	86
NextEra Energy Resources Development, LLC	Allocation of Vendor Charges from Affiliate		P	588	(182)
NextEra Energy Resources Interconnection Holdings, LLC	Allocation of Vendor Charges to Affiliate		S	242	990
NextEra Energy Resources O&M Services, LLC	General Counsel and Environmental Services		S	146	3,110
NextEra Energy Resources O&M Services, LLC	Allocation of Telecommunication Costs		S	146	2,719
NextEra Energy Resources O&M Services, LLC	Reimbursement of Employee Expenses		S	146	1,597
NextEra Energy Resources O&M Services, LLC	Allocation of Vendor Charges to Affiliate		S	921	1,105
NextEra Energy Resources O&M Services, LLC	Allocation of Vendor Charges to Affiliate		S	146	684
NextEra Energy Resources O&M Services, LLC	Allocation of Telecommunication Costs		P	921	233
NextEra Energy Resources O&M Services, LLC	Marketing and Communication Services		S	146	83
NextEra Energy Resources O&M Services, LLC	Allocation of Vendor Charges to Affiliate		S	Various	1
NextEra Energy Resources, LLC	Corporate Service Charge		S	146	90,115,637
NextEra Energy Resources, LLC	Allocation of Vendor Charges to Affiliate		S	101, 107	7,984,231
NextEra Energy Resources, LLC	Human Resources Services		S	146	5,310,719
NextEra Energy Resources, LLC	Compensation, Deferred Comp, Incentives, Stock Awards, RSA Amortization, Pension & Other Employee Benefits Plans		S	146	4,942,180
NextEra Energy Resources, LLC	Allocation of Vendor Charges from Affiliate		P	101, 107	4,832,557
NextEra Energy Resources, LLC	Information Technology Capital Support Received by FPL		P	101, 107	4,332,691
NextEra Energy Resources, LLC	Engineering & Construction Capital Support Received by FPL		P	101, 107	3,966,121
NextEra Energy Resources, LLC	Accounting & Finance Services Received by FPL		P	923	3,357,607

ANALYSIS OF DIVERSIFICATION ACTIVITY
Summary of Affiliated Transfers and Cost Allocations

FLORIDA POWER & LIGHT COMPANY
For the Year Ended December 31, 2024

Name of Affiliate (a)	Type of Service and/or Name of Product (b)	Relevant Contract or Agreement and Effective Date (c)	Charge for Year		
			"P" or "S" (d)	Account Number (e)	Dollar Amount (f)
NextEra Energy Resources, LLC	Storm Support Received by FPL		P	186	2,595,254
NextEra Energy Resources, LLC	Power Generation Capital Support Received by FPL		P	101, 107	1,953,445
NextEra Energy Resources, LLC	Allocation of Benefit Costs to Affiliate		S	146	1,864,620
NextEra Energy Resources, LLC	Allocation of Vendor Charges from Affiliate		P	232	1,815,074
NextEra Energy Resources, LLC	Corporate Real Estate Services		S	146	1,798,889
NextEra Energy Resources, LLC	Engineering Construction and Integrated Supply Chain Services		S	146	1,586,372
NextEra Energy Resources, LLC	Allocation of Vendor Charges from Affiliate		P	923	1,564,806
NextEra Energy Resources, LLC	Integrated Supply Chain Services Received by FPL		P	Various	1,461,209
NextEra Energy Resources, LLC	General Counsel and Environmental Services		S	146	1,159,509
NextEra Energy Resources, LLC	Allocation of Vendor Charges to Affiliate		S	921	1,079,676
NextEra Energy Resources, LLC	Strategy & Corporate Development Support Received by FPL		P	923	962,743
NextEra Energy Resources, LLC	Power Generation Services Received by FPL		P	549	953,170
NextEra Energy Resources, LLC	Power Generation Services Received by FPL		P	506	952,666
NextEra Energy Resources, LLC	Allocation of Vendor Charges from Affiliate		P	506	872,546
NextEra Energy Resources, LLC	Power Generation Services Received by FPL		P	546	720,597
NextEra Energy Resources, LLC	General Counsel Services Received by FPL		P	923	655,975
NextEra Energy Resources, LLC	Power Generation Services Received by FPL		P	551	652,422
NextEra Energy Resources, LLC	Power Generation Services		S	146	631,571
NextEra Energy Resources, LLC	Allocation of Bank Service Fees		P	921	626,712
NextEra Energy Resources, LLC	Allocation of Contractor Expenses from Affiliate		P	232	604,858
NextEra Energy Resources, LLC	Allocation of Vendor Charges to Affiliate		S	926	597,531
NextEra Energy Resources, LLC	Power Delivery Capital Support Received by FPL		P	101, 107	596,178
NextEra Energy Resources, LLC	Strategy & Corporate Development Services		S	146	592,152
NextEra Energy Resources, LLC	Allocation of Vendor Charges from Affiliate		P	186	578,011
NextEra Energy Resources, LLC	Reimbursement of Employee Expenses		P	101, 107	571,989
NextEra Energy Resources, LLC	Allocation of Vendor Charges from Affiliate		P	921	564,193
NextEra Energy Resources, LLC	Transfer of Employee Payroll Dollars		P	232	547,344
NextEra Energy Resources, LLC	Allocation of Contractor Expenses from Affiliate		P	101, 107	461,014
NextEra Energy Resources, LLC	Allocation of Aviation Charges from Affiliate		P	921	441,772
NextEra Energy Resources, LLC	Allocation of Consulting Expenses from Affiliate		P	101, 107	440,926
NextEra Energy Resources, LLC	Allocation of Workers Comp Reimbursement to Affiliate		S	146	396,357
NextEra Energy Resources, LLC	Allocation of Benefit Costs to Affiliate		S	921	389,983
NextEra Energy Resources, LLC	Reimbursement of Employee Expenses		P	921	362,855
NextEra Energy Resources, LLC	Project Development Services Received by FPL		P	183	362,591
NextEra Energy Resources, LLC	Compensation, Deferred Comp, Incentives, Stock Awards, RSA Amortization, Pension & Other Employee Benefits Plans		P	234	330,609
NextEra Energy Resources, LLC	Allocation of Insurance Cost for Premium		S	146	329,405
NextEra Energy Resources, LLC	Allocation of Vendor Charges to Affiliate		P	165	328,845
NextEra Energy Resources, LLC	Allocation of Vendor Charges from Affiliate		P	551	320,346
NextEra Energy Resources, LLC	Allocation of Vendor Charges to Affiliate		S	923	290,156
NextEra Energy Resources, LLC	Accounting & Finance Capital Support Received by FPL		P	101, 107	282,018

ANALYSIS OF DIVERSIFICATION ACTIVITY
Summary of Affiliated Transfers and Cost Allocations

FLORIDA POWER & LIGHT COMPANY
For the Year Ended December 31, 2024

Name of Affiliate (a)	Type of Service and/or Name of Product (b)	Relevant Contract or Agreement and Effective Date (c)	Charge for Year		
			"P" or "S" (d)	Account Number (e)	Dollar Amount (f)
NextEra Energy Resources, LLC	Human Resources Services Received by FPL		P	524	280,743
NextEra Energy Resources, LLC	Allocation of Telecommunication Costs		S	146	278,846
NextEra Energy Resources, LLC	Energy Marketing & Trading Capital Support Received by FPL		P	101, 107	275,349
NextEra Energy Resources, LLC	Allocation of Corporate Travel Program Costs		P	234	271,139
NextEra Energy Resources, LLC	Allocation of Consulting Expenses from Affiliate		P	923	262,400
NextEra Energy Resources, LLC	Power Generation Services Received by FPL		P	500	262,015
NextEra Energy Resources, LLC	Allocation of Vendor Charges to Affiliate		S	146	260,431
NextEra Energy Resources, LLC	Allocation of Vendor Charges from Affiliate		P	920	250,000
NextEra Energy Resources, LLC	Accounting & Finance Services Received by FPL		P	186	235,754
NextEra Energy Resources, LLC	Accounting & Finance Services		S	920	233,278
NextEra Energy Resources, LLC	Information Technology Services Received by FPL		P	524	216,304
NextEra Energy Resources, LLC	Information Technology Services		S	923	205,722
NextEra Energy Resources, LLC	Power Generation Services Received by FPL		P	553	200,384
NextEra Energy Resources, LLC	Reimbursement of Employee Expenses		P	186	198,006
NextEra Energy Resources, LLC	Power Delivery Services		S	146	189,894
NextEra Energy Resources, LLC	Allocation of Contractor Expenses from Affiliate		P	935	186,306
NextEra Energy Resources, LLC	Transfer of Employee Incentives		S	165	175,000
NextEra Energy Resources, LLC	Allocation of Vendor Charges from Affiliate		P	183	172,001
NextEra Energy Resources, LLC	Allocation of Contractor Expenses from Affiliate		P	923	166,216
NextEra Energy Resources, LLC	Integrated Supply Chain Services Received by FPL		P	154	165,174
NextEra Energy Resources, LLC	Reimbursement of Employee Expenses		P	426.4	149,432
NextEra Energy Resources, LLC	Environmental Services Received by FPL		P	923	144,977
NextEra Energy Resources, LLC	Marketing and Communication Services		S	146	142,920
NextEra Energy Resources, LLC	Allocation of Expenses to Affiliate		S	921	133,691
NextEra Energy Resources, LLC	Corporate Real Estate Capital Support Received by FPL		P	101, 107	133,201
NextEra Energy Resources, LLC	Allocation of Vendor Charges from Affiliate		P	426.5	125,110
NextEra Energy Resources, LLC	Allocation of Consulting Expenses from Affiliate		P	232	123,778
NextEra Energy Resources, LLC	Allocation of Vendor Charges from Affiliate		P	930.2	123,266
NextEra Energy Resources, LLC	Allocation of Telecommunication Costs		P	101, 107	119,887
NextEra Energy Resources, LLC	Energy Marketing & Trading Services Received by FPL		P	923	119,244
NextEra Energy Resources, LLC	Corporate Real Estate Services		S	935	115,885
NextEra Energy Resources, LLC	Human Resources Services Received by FPL		P	923	112,966
NextEra Energy Resources, LLC	Allocation of Rent Expense to Affiliate		S	146	109,175
NextEra Energy Resources, LLC	Energy Marketing & Trading Services Received by FPL		P	908	108,169
NextEra Energy Resources, LLC	Risk Management Services Received by FPL		P	923	103,199
NextEra Energy Resources, LLC	Power Generation Services Received by FPL		P	510	98,625
NextEra Energy Resources, LLC	Energy Marketing & Trading Services Received by FPL		P	547	96,585
NextEra Energy Resources, LLC	Information Technology Services Received by FPL		P	186	93,721
NextEra Energy Resources, LLC	Reimbursement of Employee Expenses		P	546	86,026
NextEra Energy Resources, LLC	Corporate Security Capital Support Received by FPL		P	101, 107	84,733

ANALYSIS OF DIVERSIFICATION ACTIVITY
Summary of Affiliated Transfers and Cost Allocations

FLORIDA POWER & LIGHT COMPANY
For the Year Ended December 31, 2024

Name of Affiliate (a)	Type of Service and/or Name of Product (b)	Relevant Contract or Agreement and Effective Date (c)	Charge for Year		
			"P" or "S" (d)	Account Number (e)	Dollar Amount (f)
NextEra Energy Resources, LLC	Integrated Supply Chain Capital Support Received by FPL		P	101, 107	80,301
NextEra Energy Resources, LLC	Reimbursement of Employee Expenses		P	926	75,976
NextEra Energy Resources, LLC	Accounting & Finance Services Received by FPL		P	426.5	74,534
NextEra Energy Resources, LLC	Reimbursement of Employee Expenses		P	524	65,851
NextEra Energy Resources, LLC	Power Generation Services Received by FPL		P	186	57,538
NextEra Energy Resources, LLC	Integrated Supply Chain Services Received by FPL		P	154	55,673
NextEra Energy Resources, LLC	Power Generation Services Received by FPL		P	Various	54,762
NextEra Energy Resources, LLC	Allocation of Vendor Charges from Affiliate		P	524	54,032
NextEra Energy Resources, LLC	Allocation of Vendor Charges from Affiliate		P	501	53,741
NextEra Energy Resources, LLC	Allocation of State Tax on Insurance Premium		S	146	53,409
NextEra Energy Resources, LLC	Integrated Supply Chain Services Received by FPL		P	923	52,174
NextEra Energy Resources, LLC	Energy Marketing & Trading Services		S	146	50,558
NextEra Energy Resources, LLC	Nuclear Operations Services Received by FPL		P	528	48,435
NextEra Energy Resources, LLC	Allocation of Aviation Charges from Affiliate		P	426.4	44,579
NextEra Energy Resources, LLC	Transfer of Employee Incentives		P	920	42,500
NextEra Energy Resources, LLC	Information Technology Services Received by FPL		P	580	39,483
NextEra Energy Resources, LLC	Treasury Services Received by FPL		P	427	37,091
NextEra Energy Resources, LLC	Marketing & Communications Services Received by FPL		P	426.5	34,486
NextEra Energy Resources, LLC	Reimbursement of Employee Expenses		P	549	32,052
NextEra Energy Resources, LLC	Allocation of Aviation Charges from Affiliate		P	101, 107	31,876
NextEra Energy Resources, LLC	Power Generation Services Received by FPL		P	552	31,316
NextEra Energy Resources, LLC	Reimbursement of Employee Expenses		P	935	30,884
NextEra Energy Resources, LLC	Allocation of Contractor Expenses from Affiliate		P	506	29,765
NextEra Energy Resources, LLC	Allocation of Telecommunication Costs		P	921	29,351
NextEra Energy Resources, LLC	Customer Service Capital Support Received by FPL		P	101, 107	26,866
NextEra Energy Resources, LLC	Corporate Development Services		S	923	24,600
NextEra Energy Resources, LLC	Allocation of Vendor Charges from Affiliate		P	426.4	24,599
NextEra Energy Resources, LLC	Reimbursement of Employee Expenses		P	183	24,448
NextEra Energy Resources, LLC	Project Development Services Received by FPL		P	506	24,190
NextEra Energy Resources, LLC	Energy Marketing & Trading Services Received by FPL		P	557	24,113
NextEra Energy Resources, LLC	Project Development Services Received by FPL		P	923	23,383
NextEra Energy Resources, LLC	Allocation of Aviation Charges from Affiliate		P	426.5	21,668
NextEra Energy Resources, LLC	Allocation of Telecommunication Costs		P	923	21,606
NextEra Energy Resources, LLC	Treasury Services Received by FPL		P	181	21,349
NextEra Energy Resources, LLC	Reimbursement of Employee Expenses		P	551	19,615
NextEra Energy Resources, LLC	Customer Service Support		S	146	19,412
NextEra Energy Resources, LLC	Allocation of Aviation Charges from Affiliate		P	186	19,282
NextEra Energy Resources, LLC	Reimbursement of Employee Expenses		P	506	18,423
NextEra Energy Resources, LLC	Allocation of Aviation Charges from Affiliate		P	524	17,953
NextEra Energy Resources, LLC	Reimbursement of Employee Expenses		P	528	16,950

ANALYSIS OF DIVERSIFICATION ACTIVITY
Summary of Affiliated Transfers and Cost Allocations

FLORIDA POWER & LIGHT COMPANY
For the Year Ended December 31, 2024

Name of Affiliate (a)	Type of Service and/or Name of Product (b)	Relevant Contract or Agreement and Effective Date (c)	Charge for Year		
			"P" or "S" (d)	Account Number (e)	Dollar Amount (f)
NextEra Energy Resources, LLC	Nuclear Operations Services Received by FPL		P	524	16,723
NextEra Energy Resources, LLC	Reimbursement of Employee Expenses		P	580	16,314
NextEra Energy Resources, LLC	Power Generation Services Received by FPL		P	512	15,449
NextEra Energy Resources, LLC	Allocation of Vendor Charges to Affiliate		S	143	15,311
NextEra Energy Resources, LLC	Allocation of Vendor Charges to Affiliate		S	186	14,811
NextEra Energy Resources, LLC	Allocation of Aviation Charges from Affiliate		P	901	14,659
NextEra Energy Resources, LLC	Engineering & Construction Services Received by FPL		P	408.1	14,209
NextEra Energy Resources, LLC	Reimbursement of Employee Expenses		P	Various	14,141
NextEra Energy Resources, LLC	Allocation of Contractor Expenses from Affiliate		P	426.5	13,090
NextEra Energy Resources, LLC	Allocation of Aviation Charges from Affiliate		P	517	11,957
NextEra Energy Resources, LLC	Allocation of Aviation Charges from Affiliate		P	557	11,176
NextEra Energy Resources, LLC	Regulatory Affairs Services		S	146	11,018
NextEra Energy Resources, LLC	Customer Service Support Received by FPL		P	903	10,900
NextEra Energy Resources, LLC	Energy Marketing & Trading Services Received by FPL		P	426.5	10,862
NextEra Energy Resources, LLC	External Affairs Services		S	146	10,392
NextEra Energy Resources, LLC	Reimbursement of Employee Expenses		P	154	10,239
NextEra Energy Resources, LLC	Allocation of Expenses to Affiliate		S	146	9,778
NextEra Energy Resources, LLC	Reimbursement of Employee Expenses		P	174	8,783
NextEra Energy Resources, LLC	Allocation of Vendor Charges from Affiliate		P	549	8,473
NextEra Energy Resources, LLC	Reimbursement of Employee Expenses		P	500	8,110
NextEra Energy Resources, LLC	Reimbursement of Employee Expenses		P	163	7,978
NextEra Energy Resources, LLC	Project Development Services Received by FPL		P	549	7,793
NextEra Energy Resources, LLC	Power Delivery Services Received by FPL		P	Various	7,494
NextEra Energy Resources, LLC	Customer Service Support Received by FPL		P	908	7,478
NextEra Energy Resources, LLC	Nuclear Operations Services		S	146	7,383
NextEra Energy Resources, LLC	Accounting & Finance Services Received by FPL		P	547	7,244
NextEra Energy Resources, LLC	Allocation of Vendor Charges from Affiliate		P	228.3	7,083
NextEra Energy Resources, LLC	Power Generation Services Received by FPL		P	513	6,851
NextEra Energy Resources, LLC	Integrated Supply Chain Services Received by FPL		P	580	6,153
NextEra Energy Resources, LLC	Nuclear Operations Capital Support Received by FPL		P	101, 107	5,872
NextEra Energy Resources, LLC	Power Delivery Services Received by FPL		P	580	5,652
NextEra Energy Resources, LLC	Allocation of Aviation Charges from Affiliate		P	916	5,651
NextEra Energy Resources, LLC	Power Delivery Services Received by FPL		P	560	5,619
NextEra Energy Resources, LLC	Allocation of Telecommunication Costs		P	551	5,540
NextEra Energy Resources, LLC	Integrated Supply Chain Services Received by FPL		P	528	5,272
NextEra Energy Resources, LLC	Power Delivery Services Received by FPL		P	569	5,193
NextEra Energy Resources, LLC	Allocation of Various Expenses to Affiliate		S	101, 107	5,000
NextEra Energy Resources, LLC	Allocation of Telecommunication Costs		P	581	4,838
NextEra Energy Resources, LLC	Allocation of Vendor Charges to Affiliate		S	910	4,812
NextEra Energy Resources, LLC	Solar Development Services Received by FPL		P	549	4,648

ANALYSIS OF DIVERSIFICATION ACTIVITY
Summary of Affiliated Transfers and Cost Allocations

FLORIDA POWER & LIGHT COMPANY
For the Year Ended December 31, 2024

Name of Affiliate (a)	Type of Service and/or Name of Product (b)	Relevant Contract or Agreement and Effective Date (c)	Charge for Year		
			"P" or "S" (d)	Account Number (e)	Dollar Amount (f)
NextEra Energy Resources, LLC	Power Delivery Services Received by FPL		P	592.1	4,214
NextEra Energy Resources, LLC	Allocation of Vendor Charges to Affiliate		S	931	4,051
NextEra Energy Resources, LLC	Allocation of Software Amortization		P	524	3,938
NextEra Energy Resources, LLC	Reimbursement of Employee Expenses		P	426.5	3,631
NextEra Energy Resources, LLC	Sales Program Services Received by FPL		P	580	3,536
NextEra Energy Resources, LLC	Integrated Supply Chain Services Received by FPL		P	524	3,470
NextEra Energy Resources, LLC	Allocation of Aviation Charges from Affiliate		P	580	3,362
NextEra Energy Resources, LLC	Allocation of Telecommunication Costs		P	Various	3,271
NextEra Energy Resources, LLC	Environmental Services Received by FPL		P	253	3,237
NextEra Energy Resources, LLC	Power Delivery Services Received by FPL		P	590	3,117
NextEra Energy Resources, LLC	Reimbursement of Employee Expenses		P	501	3,087
NextEra Energy Resources, LLC	Reimbursement of Employee Expenses		P	923	3,053
NextEra Energy Resources, LLC	Allocation of Workers Comp Reimbursement from Affiliate		P	228.2	2,859
NextEra Energy Resources, LLC	Allocation of Aviation Charges from Affiliate		P	546	2,737
NextEra Energy Resources, LLC	Allocation of Telecommunication Costs		P	549	2,691
NextEra Energy Resources, LLC	Reimbursement of Employee Expenses		P	553	2,541
NextEra Energy Resources, LLC	Allocation of Contractor Expenses from Affiliate		P	910	2,531
NextEra Energy Resources, LLC	Power Generation Services Received by FPL		P	554	2,418
NextEra Energy Resources, LLC	Power Generation Services Received by FPL		P	501	2,174
NextEra Energy Resources, LLC	Power Delivery Services Received by FPL		P	186	2,156
NextEra Energy Resources, LLC	Allocation of Telecommunication Costs		P	556	2,073
NextEra Energy Resources, LLC	Allocation of Vendor Charges from Affiliate		P	242	2,000
NextEra Energy Resources, LLC	Energy Marketing & Trading Services Received by FPL		P	501	1,971
NextEra Energy Resources, LLC	Allocation of Telecommunication Costs		S	501	1,901
NextEra Energy Resources, LLC	Project Development Capital Support Received by FPL		P	101, 107	1,850
NextEra Energy Resources, LLC	Allocation of Telecommunication Costs		P	546	1,791
NextEra Energy Resources, LLC	Allocation of Vendor Charges from Affiliate		P	Various	1,743
NextEra Energy Resources, LLC	Allocation of Aviation Charges from Affiliate		P	506	1,718
NextEra Energy Resources, LLC	Reimbursement of Employee Expenses		P	586	1,680
NextEra Energy Resources, LLC	Compensation, Deferred Comp, Incentives, Stock Awards, RSA Amortization, Pension & Other Employee Benefits Plans		P	426.4	1,644
NextEra Energy Resources, LLC	Allocation of Contractor Expenses to Affiliate		S	524	1,558
NextEra Energy Resources, LLC	Allocation of Aviation Charges from Affiliate		P	500	1,539
NextEra Energy Resources, LLC	Allocation of Telecommunication Costs		P	552	1,538
NextEra Energy Resources, LLC	Allocation of Telecommunication Costs		S	557	1,405
NextEra Energy Resources, LLC	Reimbursement of Employee Expenses		P	548	1,394
NextEra Energy Resources, LLC	Power Delivery Services Received by FPL		P	253	1,349
NextEra Energy Resources, LLC	Solar Development Services Received by FPL		P	923	1,339
NextEra Energy Resources, LLC	Allocation of Vendor Charges from Affiliate		P	546	1,243
NextEra Energy Resources, LLC	Reimbursement of Employee Expenses		P	930.2	1,210
NextEra Energy Resources, LLC	Reimbursement of Employee Expenses		P	901	1,072

*ANALYSIS OF DIVERSIFICATION ACTIVITY
Summary of Affiliated Transfers and Cost Allocations*

FLORIDA POWER & LIGHT COMPANY
For the Year Ended December 31, 2024

Name of Affiliate (a)	Type of Service and/or Name of Product (b)	Relevant Contract or Agreement and Effective Date (c)	Charge for Year		
			"P" or "S" (d)	Account Number (e)	Dollar Amount (f)
NextEra Energy Resources, LLC	Allocation of Aviation Charges from Affiliate		P	560	1,027
NextEra Energy Resources, LLC	Allocation of Vendor Charges from Affiliate		P	590	945
NextEra Energy Resources, LLC	Reimbursement of Employee Expenses		P	557	938
NextEra Energy Resources, LLC	Reimbursement of Employee Expenses		P	234	919
NextEra Energy Resources, LLC	External Affairs Capital Support Received by FPL		P	101, 107	915
NextEra Energy Resources, LLC	Reimbursement of Employee Expenses		P	558	905
NextEra Energy Resources, LLC	Reimbursement of Employee Expenses		P	552	872
NextEra Energy Resources, LLC	Allocation of Contractor Expenses from Affiliate		P	186	840
NextEra Energy Resources, LLC	Reimbursement of Employee Expenses		P	590	805
NextEra Energy Resources, LLC	Allocation of Vendor Charges from Affiliate		P	553	755
NextEra Energy Resources, LLC	Power Delivery Services Received by FPL		P	568	726
NextEra Energy Resources, LLC	Allocation of Vendor Charges from Affiliate		P	234	720
NextEra Energy Resources, LLC	Reimbursement of Employee Expenses		P	146	715
NextEra Energy Resources, LLC	Allocation of Vendor Charges from Affiliate		P	548	696
NextEra Energy Resources, LLC	Reimbursement of Employee Expenses		P	510	627
NextEra Energy Resources, LLC	Reimbursement of Employee Expenses		P	588	617
NextEra Energy Resources, LLC	Allocation of Telecommunication Costs		P	910	615
NextEra Energy Resources, LLC	Power Delivery Services Received by FPL		P	566	577
NextEra Energy Resources, LLC	Reimbursement of Employee Expenses		S	902	572
NextEra Energy Resources, LLC	Allocation of Vendor Charges from Affiliate		P	552	555
NextEra Energy Resources, LLC	Power Delivery Services Received by FPL		P	546	545
NextEra Energy Resources, LLC	Reimbursement of Employee Expenses		P	587	521
NextEra Energy Resources, LLC	Reimbursement of Employee Expenses		P	517	517
NextEra Energy Resources, LLC	Reimbursement of Employee Expenses		P	427	514
NextEra Energy Resources, LLC	Allocation of Vendor Charges from Affiliate		P	903	500
NextEra Energy Resources, LLC	Allocation of Vendor Charges from Affiliate		P	519	500
NextEra Energy Resources, LLC	Reimbursement of Employee Expenses		P	253	497
NextEra Energy Resources, LLC	General Counsel Services Received by FPL		P	426.4	490
NextEra Energy Resources, LLC	Corporate Real Estate Services Received by FPL		P	598	487
NextEra Energy Resources, LLC	Allocation of Vendor Charges from Affiliate		P	580	481
NextEra Energy Resources, LLC	Reimbursement of Employee Expenses		P	554	475
NextEra Energy Resources, LLC	Allocation of Aviation Charges from Affiliate		P	588	469
NextEra Energy Resources, LLC	Allocation of Telecommunication Costs		P	548	466
NextEra Energy Resources, LLC	Allocation of Telecommunication Costs		P	558	466
NextEra Energy Resources, LLC	Allocation of Contractor Expenses from Affiliate		P	Various	434
NextEra Energy Resources, LLC	Reimbursement of Employee Expenses		P	593	414
NextEra Energy Resources, LLC	Allocation of Aviation Charges from Affiliate		P	551	401
NextEra Energy Resources, LLC	Allocation of Vendor Charges from Affiliate		P	554	371
NextEra Energy Resources, LLC	Allocation of Aviation Charges from Affiliate		P	920	358
NextEra Energy Resources, LLC	Reimbursement of Employee Expenses		P	426.1	354

ANALYSIS OF DIVERSIFICATION ACTIVITY
Summary of Affiliated Transfers and Cost Allocations

FLORIDA POWER & LIGHT COMPANY
For the Year Ended December 31, 2024

Name of Affiliate (a)	Type of Service and/or Name of Product (b)	Relevant Contract or Agreement and Effective Date (c)	Charge for Year		
			"P" or "S" (d)	Account Number (e)	Dollar Amount (f)
NextEra Energy Resources, LLC	Nuclear Operations Capital Support Received by FPL		P	182.3	325
NextEra Energy Resources, LLC	Nuclear Operations Services Received by FPL		P	531	308
NextEra Energy Resources, LLC	Nuclear Operations Services Received by FPL		P	517	308
NextEra Energy Resources, LLC	External Affairs Services Received by FPL		P	923	231
NextEra Energy Resources, LLC	Accounting & Finance Services Received by FPL		P	143	210
NextEra Energy Resources, LLC	Reimbursement of Employee Expenses		P	232	206
NextEra Energy Resources, LLC	Reimbursement of Employee Expenses		P	408.1	202
NextEra Energy Resources, LLC	Reimbursement of Employee Expenses		P	568	196
NextEra Energy Resources, LLC	Reimbursement of Employee Expenses		P	920	189
NextEra Energy Resources, LLC	Reimbursement of Employee Expenses		P	903	174
NextEra Energy Resources, LLC	Power Generation Services Received by FPL		P	548	155
NextEra Energy Resources, LLC	Human Resource Support Provided by Affiliate		P	241	153
NextEra Energy Resources, LLC	State Tax Activity		S	146	153
NextEra Energy Resources, LLC	Allocation of Aviation Charges from Affiliate		P	590	129
NextEra Energy Resources, LLC	Power Delivery Services Received by FPL		P	253	128
NextEra Energy Resources, LLC	Reimbursement of Employee Expenses		P	910	126
NextEra Energy Resources, LLC	Reimbursement of Employee Expenses		P	560	119
NextEra Energy Resources, LLC	Reimbursement of Employee Expenses		P	181	110
NextEra Energy Resources, LLC	Reimbursement of Employee Expenses		P	408	99
NextEra Energy Resources, LLC	Reimbursement of Employee Expenses		P	908	70
NextEra Energy Resources, LLC	Allocation of Telecommunication Costs		P	554	45
NextEra Energy Resources, LLC	Marketing & Communications Services Received by FPL		P	909	43
NextEra Energy Resources, LLC	Power Generation Services Received by FPL		P	547	43
NextEra Energy Resources, LLC	Sale of Asset/Inventory		S	421	30
NextEra Energy Resources, LLC	Reimbursement of Employee Expenses		P	531	18
NextEra Energy Resources, LLC	Allocation of Contractor Expenses from Affiliate		P	932	16
NextEra Energy Resources, LLC	Reimbursement of Employee Expenses		P	185	14
NextEra Energy Resources, LLC	Allocation of Vendor Charges from Affiliate		P	560	13
NextEra Energy Resources, LLC	Information Technology Services Received by FPL		P	Various	12
NextEra Energy Resources, LLC	Information Technology Services		S	910	10
NextEra Energy Resources, LLC	Marketing & Communications Capital Support Received by FPL		P	101, 107	9
NextEra Energy Resources, LLC	Reimbursement of Employee Expenses		P	512	6
NextEra Energy Resources, LLC	Reimbursement of Employee Expenses		P	583	6
NextEra Energy Resources, LLC	Reimbursement of Employee Expenses		P	513	3
NextEra Energy Resources, LLC	Power Delivery Services Received by FPL		P	593	2
NextEra Energy Resources, LLC	Power Delivery Services Received by FPL		P	596	1
NextEra Energy Resources, LLC	Power Delivery Services Received by FPL		P	594	1
NextEra Energy Resources, LLC	Power Delivery Services Received by FPL		P	588	1
NextEra Energy Resources, LLC	Power Delivery Services Received by FPL		P	583	1
NextEra Energy Resources, LLC	Marketing & Communication Services		S	923	(7,076)

ANALYSIS OF DIVERSIFICATION ACTIVITY
Summary of Affiliated Transfers and Cost Allocations

FLORIDA POWER & LIGHT COMPANY
For the Year Ended December 31, 2024

Name of Affiliate (a)	Type of Service and/or Name of Product (b)	Relevant Contract or Agreement and Effective Date (c)	Charge for Year		
			"P" or "S" (d)	Account Number (e)	Dollar Amount (f)
NextEra Energy Resources, LLC	Integrated Supply Chain Services Received by FPL		P	408.1	(9,401)
NextEra Energy Seabrook, LLC	Information Technology Services		S	146	7,890,937
NextEra Energy Seabrook, LLC	Nuclear Operations Services		S	146	7,787,172
NextEra Energy Seabrook, LLC	Engineering Construction and Integrated Supply Chain Services		S	146	1,578,058
NextEra Energy Seabrook, LLC	Compensation, Deferred Comp, Incentives, Stock Awards, RSA Amortization, Pension & Other Employee Benefits Plans		S	146	657,697
NextEra Energy Seabrook, LLC	Allocation of Vendor Charges from Affiliate		P	232	427,231
NextEra Energy Seabrook, LLC	Accounting & Finance Services		S	146	358,779
NextEra Energy Seabrook, LLC	Nuclear Operations Capital Support Received by FPL		P	101, 107	323,456
NextEra Energy Seabrook, LLC	Power Generation Services		S	146	284,372
NextEra Energy Seabrook, LLC	Nuclear Operations Services Received by FPL		P	524	271,850
NextEra Energy Seabrook, LLC	Information Technology Services Received by FPL		P	524	239,662
NextEra Energy Seabrook, LLC	Purchase of Asset/Inventory		P	101, 107, 154	234,885
NextEra Energy Seabrook, LLC	Allocation of Workers Comp Reimbursement to Affiliate		S	146	206,210
NextEra Energy Seabrook, LLC	Nuclear Operations Services Received by FPL		P	517	197,356
NextEra Energy Seabrook, LLC	Allocation of Vendor Charges to Affiliate		S	101, 107	156,505
NextEra Energy Seabrook, LLC	Nuclear Operations Capital Support Received by FPL		P	101, 107	149,771
NextEra Energy Seabrook, LLC	Reimbursement of Employee Expenses		P	101, 107	127,917
NextEra Energy Seabrook, LLC	Integrated Supply Chain Services Received by FPL		P	Various	126,365
NextEra Energy Seabrook, LLC	Nuclear Operations Services Received by FPL		P	183	119,291
NextEra Energy Seabrook, LLC	Allocation of Vendor Charges to Affiliate		S	921	118,756
NextEra Energy Seabrook, LLC	Human Resources Services		S	146	117,487
NextEra Energy Seabrook, LLC	Sale of Asset/Inventory		S	456	113,062
NextEra Energy Seabrook, LLC	Sale of Asset/Inventory		S	163	81,602
NextEra Energy Seabrook, LLC	Information Technology Capital Support Received by FPL		P	101, 107	73,195
NextEra Energy Seabrook, LLC	Allocation of Contractor Expenses from Affiliate		P	101, 107	53,439
NextEra Energy Seabrook, LLC	Allocation of Vendor Charges to Affiliate		S	517	46,880
NextEra Energy Seabrook, LLC	Reimbursement of Employee Expenses		P	524	43,133
NextEra Energy Seabrook, LLC	Charge for Affiliate Share of Insurance Premium		S	146	41,241
NextEra Energy Seabrook, LLC	Allocation of Various Expenses to Affiliate		S	517	32,871
NextEra Energy Seabrook, LLC	Allocation of Vendor Charges from Affiliate		P	517	30,895
NextEra Energy Seabrook, LLC	Transfer of Employee Incentives		S	146	26,188
NextEra Energy Seabrook, LLC	Allocation of Contractor Expenses from Affiliate		P	524	25,980
NextEra Energy Seabrook, LLC	General Counsel and Environmental Services		S	146	25,726
NextEra Energy Seabrook, LLC	Transfer of Employee Incentives		S	165	21,500
NextEra Energy Seabrook, LLC	Credit Affiliate for Consulting Expenses		P	232	20,118
NextEra Energy Seabrook, LLC	Allocation of Vendor Charges from Affiliate		P	101, 107	19,115
NextEra Energy Seabrook, LLC	Allocation of Telecommunication Costs		S	146	17,326
NextEra Energy Seabrook, LLC	Allocation of Vendor Charges to Affiliate		S	923	15,824
NextEra Energy Seabrook, LLC	Transfer of Employee Payroll Dollars		P	232	14,375
NextEra Energy Seabrook, LLC	Central Lab Services		S	549	10,202

ANALYSIS OF DIVERSIFICATION ACTIVITY
Summary of Affiliated Transfers and Cost Allocations

FLORIDA POWER & LIGHT COMPANY
For the Year Ended December 31, 2024

Name of Affiliate (a)	Type of Service and/or Name of Product (b)	Relevant Contract or Agreement and Effective Date (c)	Charge for Year		
			"P" or "S" (d)	Account Number (e)	Dollar Amount (f)
NextEra Energy Seabrook, LLC	Nuclear Operations Services Received by FPL		P	519	8,410
NextEra Energy Seabrook, LLC	Power Delivery Services		S	146	7,422
NextEra Energy Seabrook, LLC	Allocation of Contractor Expenses from Affiliate		P	232	6,039
NextEra Energy Seabrook, LLC	Central Lab Services		S	506	5,992
NextEra Energy Seabrook, LLC	Storm Support Received by FPL		P	186	5,372
NextEra Energy Seabrook, LLC	Reimbursement of Employee Expenses		P	517	5,332
NextEra Energy Seabrook, LLC	Reimbursement of Employee Expenses		P	519	5,325
NextEra Energy Seabrook, LLC	Allocation of Temporary Labor Management Fee		S	146	4,812
NextEra Energy Seabrook, LLC	Allocation of Contractor Expenses from Affiliate		P	532	4,611
NextEra Energy Seabrook, LLC	Energy Marketing & Trading Services		S	146	3,890
NextEra Energy Seabrook, LLC	Allocation of State Tax on Insurance Premium		S	146	3,786
NextEra Energy Seabrook, LLC	Nuclear Operations Services Received by FPL		P	532	3,597
NextEra Energy Seabrook, LLC	Reimbursement of Employee Expenses		P	183	3,014
NextEra Energy Seabrook, LLC	Allocation of Expenses to Affiliate		S	146	2,331
NextEra Energy Seabrook, LLC	Reimbursement of Employee Expenses		S	528	2,258
NextEra Energy Seabrook, LLC	Allocation of Vendor Charges to Affiliate		S	910	2,006
NextEra Energy Seabrook, LLC	Reimbursement of Employee Expenses		P	513	1,720
NextEra Energy Seabrook, LLC	Allocation of Contractor Expenses from Affiliate		P	517	1,158
NextEra Energy Seabrook, LLC	Reimbursement of Employee Expenses		P	232	872
NextEra Energy Seabrook, LLC	Reimbursement of Employee Expenses		S	146	637
NextEra Energy Seabrook, LLC	Allocation of Vendor Charges to Affiliate		S	Various	387
NextEra Energy Seabrook, LLC	Allocation of Contractor Expenses from Affiliate		P	183	351
NextEra Energy Seabrook, LLC	Reimbursement of Employee Expenses		P	552	304
NextEra Energy Seabrook, LLC	Reimbursement of Employee Expenses		P	546	242
NextEra Energy Seabrook, LLC	Reimbursement of Employee Expenses		P	186	222
NextEra Energy Seabrook, LLC	Reimbursement of Employee Expenses		P	588	173
NextEra Energy Seabrook, LLC	Reimbursement of Employee Expenses		P	511	170
NextEra Energy Seabrook, LLC	Reimbursement of Employee Expenses		P	554	151
NextEra Energy Seabrook, LLC	Reimbursement of Employee Expenses		P	553	151
NextEra Energy Seabrook, LLC	Reimbursement of Employee Expenses		P	551	151
NextEra Energy Seabrook, LLC	Nuclear Operations Services Received by FPL		P	528	78
NextEra Energy Seabrook, LLC	Reimbursement of Employee Expenses		P	154	49
NextEra Energy Seabrook, LLC	Allocation of Expenses from Affiliate		P	234	12
NextEra Energy Seabrook, LLC	Allocation of Vendor Charges from Affiliate		P	524	(1,829)
NextEra Energy Services Florida, LLC	Allocation of Vendor Charges to Affiliate		S	903	9,699
NextEra Energy Services Florida, LLC	Allocation of Vendor Charges to Affiliate		S	146	8,454
NextEra Energy Services Florida, LLC	Allocation of Vendor Charges to Affiliate		S	908	6,931
NextEra Energy Services Florida, LLC	Allocation of Vendor Charges to Affiliate		S	921	5,232
NextEra Energy Services Florida, LLC	Marketing & Communication Services		S	923	1,811
NextEra Energy Services Florida, LLC	Accounting & Finance Services		S	146	743

ANALYSIS OF DIVERSIFICATION ACTIVITY
Summary of Affiliated Transfers and Cost Allocations

FLORIDA POWER & LIGHT COMPANY
For the Year Ended December 31, 2024

Name of Affiliate (a)	Type of Service and/or Name of Product (b)	Relevant Contract or Agreement and Effective Date (c)	Charge for Year		
			"P" or "S" (d)	Account Number (e)	Dollar Amount (f)
NextEra Energy Services Florida, LLC	General Counsel and Environmental Services		S	146	578
NextEra Energy Services Florida, LLC	Marketing & Communication Services		S	101, 107	301
NextEra Energy Services Florida, LLC	Allocation of Vendor Charges to Affiliate		S	101, 107	147
NextEra Energy Services Florida, LLC	Marketing & Communication Services		S	910	30
NextEra Energy Services Florida, LLC	Allocation of Vendor Charges to Affiliate		S	910	15
NextEra Energy Services Florida, LLC	Marketing & Communication Services		S	Various	6
NextEra Energy Services Florida, LLC	Allocation of Vendor Charges to Affiliate		S	Various	3
NextEra Energy Services Georgia, LLC	General Counsel and Environmental Services		S	146	3,470
NextEra Energy Services Georgia, LLC	Reimbursement of Employee Expenses		P	921	195
NextEra Energy Services Georgia, LLC	Reimbursement of Employee Expenses		P	101, 107	18
NextEra Energy Services Georgia, LLC	Allocation of Vendor Credit from Affiliate		P	Various	(1)
NextEra Energy Services Georgia, LLC	Allocation of Vendor Credit from Affiliate		P	910	(2)
NextEra Energy Services Georgia, LLC	Allocation of Vendor Credit from Affiliate		P	101, 107	(36)
NextEra Energy Services Georgia, LLC	Allocation of Vendor Credit from Affiliate		P	921	(123)
NextEra Energy Services Georgia, LLC	Reimbursement of Employee Expenses		P	232	(3,795)
NextEra Energy Services Georgia, LLC	Allocation of Facilities Costs		P	935	(5,724)
NextEra Energy Services Georgia, LLC	Allocation of Facilities Costs		P	234	(29,403)
NextEra Energy Solutions, LLC	Information Technology Services		S	146	1,867
NextEra Energy Solutions, LLC	External Affairs Services		S	146	860
NextEra Energy Solutions, LLC	Marketing and Communication Services		S	146	(2)
Nextera Energy Transmission Midatlantic, Inc	Accounting & Finance Services		S	146	43,891
Nextera Energy Transmission Midatlantic, Inc	General Counsel and Environmental Services		S	146	38,083
Nextera Energy Transmission Midatlantic, Inc	Allocation of Vendor Charges to Affiliate		S	146	24,908
Nextera Energy Transmission Midatlantic, Inc	Allocation of Vendor Charges from Affiliate		P	101, 107	13,673
Nextera Energy Transmission Midatlantic, Inc	Allocation of Vendor Charges to Affiliate		S	926	4,177
Nextera Energy Transmission Midatlantic, Inc	Marketing and Communication Services		S	146	3,117
Nextera Energy Transmission Midatlantic, Inc	Engineering Construction and Integrated Supply Chain Services		S	146	1,912
Nextera Energy Transmission Midatlantic, Inc	Reimbursement of Employee Expenses		S	146	1,905
Nextera Energy Transmission Midatlantic, Inc	Corporate Service Charge		S	146	835
Nextera Energy Transmission Midatlantic, Inc	Allocation of Vendor Charges to Affiliate		S	921	369
Nextera Energy Transmission Midatlantic, Inc	Allocation of Vendor Charges from Affiliate		P	232	60
Nextera Energy Transmission Midatlantic, Inc	Allocation of Temporary Labor Management Fee		S	146	45
Nextera Energy Transmission Midatlantic, Inc	Allocation of Vendor Charges to Affiliate		S	923	38
NextEra Energy Transmission Midwest, LLC	Allocation of Vendor Charges from Affiliate		P	426.4	26,500
NextEra Energy Transmission Midwest, LLC	Accounting & Finance Services		S	146	25,019
NextEra Energy Transmission Midwest, LLC	General Counsel and Environmental Services		S	146	360
NextEra Energy Transmission Midwest, LLC	Marketing & Communication Services		S	923	60
NextEra Energy Transmission Midwest, LLC	Allocation of Temporary Labor Management Fee		S	146	31
NextEra Energy Transmission Midwest, LLC	Allocation of Vendor Charges to Affiliate		S	923	19
NextEra Energy Transmission New York Holdings, LLC	Corporate Service Charge		S	146	192,018

ANALYSIS OF DIVERSIFICATION ACTIVITY
Summary of Affiliated Transfers and Cost Allocations

FLORIDA POWER & LIGHT COMPANY
For the Year Ended December 31, 2024

Name of Affiliate (a)	Type of Service and/or Name of Product (b)	Relevant Contract or Agreement and Effective Date (c)	Charge for Year		
			"P" or "S" (d)	Account Number (e)	Dollar Amount (f)
NextEra Energy Transmission New York Holdings, LLC	Information Technology Services		S	146	78,903
NextEra Energy Transmission New York Holdings, LLC	Allocation of Vendor Charges to Affiliate		S	146	47,873
NextEra Energy Transmission New York Holdings, LLC	Engineering Construction and Integrated Supply Chain Services		S	146	36,760
NextEra Energy Transmission New York Holdings, LLC	Corporate Real Estate Services		S	146	36,064
NextEra Energy Transmission New York Holdings, LLC	Accounting & Finance Services		S	146	25,019
NextEra Energy Transmission New York Holdings, LLC	General Counsel and Environmental Services		S	146	3,753
NextEra Energy Transmission New York Holdings, LLC	Allocation of Vendor Charges to Affiliate		S	923	3,545
NextEra Energy Transmission New York Holdings, LLC	Allocation of Vendor Charges to Affiliate		S	926	3,354
NextEra Energy Transmission New York Holdings, LLC	Allocation of Vendor Charges to Affiliate		S	921	2,354
NextEra Energy Transmission New York Holdings, LLC	Central Lab Services		S	506	889
NextEra Energy Transmission New York Holdings, LLC	Allocation of Telecommunication Costs		S	146	299
NextEra Energy Transmission New York Holdings, LLC	Reimbursement of Employee Expenses		S	146	69
NextEra Energy Transmission New York Holdings, LLC	Allocation of Temporary Labor Management Fee		S	146	28
NextEra Energy Transmission New York Holdings, LLC	Allocation of Telecommunication Costs		P	921	24
NextEra Energy Transmission New York Holdings, LLC	Allocation of Vendor Charges to Affiliate		S	910	9
NextEra Energy Transmission New York Holdings, LLC	Allocation of Vendor Charges to Affiliate		S	Various	2
NextEra Energy Transmission Southwest, LLC	Accounting & Finance Services		S	146	25,019
NextEra Energy Transmission Southwest, LLC	Allocation of Contractor Expenses from Affiliate		P	232	24,290
NextEra Energy Transmission Southwest, LLC	General Counsel and Environmental Services		S	146	10,598
NextEra Energy Transmission Southwest, LLC	Allocation of Temporary Labor Management Fee		S	146	4,491
NextEra Energy Transmission Southwest, LLC	Allocation of Vendor Charges to Affiliate		S	921	3,851
NextEra Energy Transmission Southwest, LLC	Allocation of Vendor Charges to Affiliate		S	926	1,507
NextEra Energy Transmission Southwest, LLC	Allocation of Vendor Charges to Affiliate		S	923	1,500
NextEra Energy Transmission Southwest, LLC	Marketing and Communication Services		S	146	401
NextEra Energy Transmission Southwest, LLC	Allocation of Vendor Charges to Affiliate		S	910	210
NextEra Energy Transmission Southwest, LLC	Allocation of Telecommunication Costs		S	146	134
NextEra Energy Transmission Southwest, LLC	Allocation of Vendor Charges to Affiliate		S	931	75
NextEra Energy Transmission, LLC	Allocation of Vendor Charges to Affiliate		S	146	3,430,407
NextEra Energy Transmission, LLC	Corporate Service Charge		S	146	1,819,309
NextEra Energy Transmission, LLC	Allocation of Vendor Charges to Affiliate		S	101, 107	1,060,806
NextEra Energy Transmission, LLC	Space & Furniture Billing		S	454	579,720
NextEra Energy Transmission, LLC	Information Technology Services		S	146	297,805
NextEra Energy Transmission, LLC	General Counsel and Environmental Services		S	146	293,152
NextEra Energy Transmission, LLC	Corporate Real Estate Services		S	146	171,033
NextEra Energy Transmission, LLC	Human Resources Services		S	146	160,046
NextEra Energy Transmission, LLC	Allocation of Insurance Cost for Premium		S	146	131,265
NextEra Energy Transmission, LLC	Storm Support Received by FPL		P	186	123,470
NextEra Energy Transmission, LLC	Engineering Construction and Integrated Supply Chain Services		S	146	117,359
NextEra Energy Transmission, LLC	Power Delivery Capital Support Received by FPL		P	101, 107	94,410
NextEra Energy Transmission, LLC	Power Delivery Services Received by FPL		P	569.2	68,634

ANALYSIS OF DIVERSIFICATION ACTIVITY
Summary of Affiliated Transfers and Cost Allocations

FLORIDA POWER & LIGHT COMPANY
For the Year Ended December 31, 2024

Name of Affiliate (a)	Type of Service and/or Name of Product (b)	Relevant Contract or Agreement and Effective Date (c)	Charge for Year		
			"P" or "S" (d)	Account Number (e)	Dollar Amount (f)
NextEra Energy Transmission, LLC	Allocation of Vendor Charges from Affiliate		P	426.4	60,000
NextEra Energy Transmission, LLC	Corporate Real Estate Services		S	935	56,268
NextEra Energy Transmission, LLC	Allocation of Vendor Charges to Affiliate		S	921	55,418
NextEra Energy Transmission, LLC	Reimbursement of Employee Expenses		S	146	50,807
NextEra Energy Transmission, LLC	Charge for Affiliate Share of Insurance Premium		S	146	35,545
NextEra Energy Transmission, LLC	Transfer of Employee Incentives		S	165	25,000
NextEra Energy Transmission, LLC	Transfer of Employee Payroll Dollars		P	232	23,899
NextEra Energy Transmission, LLC	Allocation of Corporate Travel Program Costs		P	234	23,374
NextEra Energy Transmission, LLC	Compensation, Deferred Comp, Incentives, Stock Awards, RSA Amortization, Pension & Other Employee Benefits Plans		P	920	22,866
NextEra Energy Transmission, LLC	Allocation of Vendor Charges from Affiliate		P	101, 107	22,651
NextEra Energy Transmission, LLC	Space & Furniture Billing		S	241	22,176
NextEra Energy Transmission, LLC	Reimbursement of Employee Expenses		P	101, 107	15,179
NextEra Energy Transmission, LLC	Reimbursement of Employee Expenses		P	186	12,446
NextEra Energy Transmission, LLC	Allocation of Telecommunication Costs		P	101, 107	11,704
NextEra Energy Transmission, LLC	Allocation of Temporary Labor Management Fee		S	146	9,038
NextEra Energy Transmission, LLC	Accounting & Finance Services Received by FPL		P	923	8,890
NextEra Energy Transmission, LLC	Power Delivery Services Received by FPL		P	560	8,241
NextEra Energy Transmission, LLC	Power Delivery Services Received by FPL		P	566	7,626
NextEra Energy Transmission, LLC	Allocation of Vendor Charges from Affiliate		P	232	7,458
NextEra Energy Transmission, LLC	Reimbursement of Employee Expenses		P	921	5,981
NextEra Energy Transmission, LLC	Allocation of Vendor Charges to Affiliate		S	931	3,662
NextEra Energy Transmission, LLC	Information Technology Services		S	923	3,500
NextEra Energy Transmission, LLC	Reimbursement of Employee Expenses		P	566	3,499
NextEra Energy Transmission, LLC	Allocation of State Tax on Insurance Premium		S	146	3,467
NextEra Energy Transmission, LLC	Allocation of Contractor Expenses from Affiliate		P	232	3,178
NextEra Energy Transmission, LLC	Governmental Affairs Services Received by FPL		P	426.4	2,292
NextEra Energy Transmission, LLC	Accounting & Finance Services Received by FPL		P	186	2,156
NextEra Energy Transmission, LLC	Allocation of Vendor Charges from Affiliate		P	234	2,070
NextEra Energy Transmission, LLC	Power Delivery Services Received by FPL		P	580	1,920
NextEra Energy Transmission, LLC	Nuclear Operations Services		S	146	1,839
NextEra Energy Transmission, LLC	Reimbursement of Employee Expenses		P	588	1,472
NextEra Energy Transmission, LLC	Allocation of Telecommunication Costs		P	921	1,301
NextEra Energy Transmission, LLC	Allocation of Vendor Charges to Affiliate		S	910	939
NextEra Energy Transmission, LLC	Allocation of Telecommunication Costs		P	580	677
NextEra Energy Transmission, LLC	Allocation of Workers Comp Reimbursement to Affiliate		S	146	583
NextEra Energy Transmission, LLC	Reimbursement of Employee Expenses		P	569.2	582
NextEra Energy Transmission, LLC	Allocation of Benefit Costs to Affiliate		S	921	485
NextEra Energy Transmission, LLC	Corporate Systems Usage Billing		S	921	468
NextEra Energy Transmission, LLC	Allocation of Vendor Charges to Affiliate		S	923	396
NextEra Energy Transmission, LLC	Reimbursement of Employee Expenses		P	926	350

ANALYSIS OF DIVERSIFICATION ACTIVITY
Summary of Affiliated Transfers and Cost Allocations

FLORIDA POWER & LIGHT COMPANY
For the Year Ended December 31, 2024

Name of Affiliate (a)	Type of Service and/or Name of Product (b)	Relevant Contract or Agreement and Effective Date (c)	Charge for Year		
			"P" or "S" (d)	Account Number (e)	Dollar Amount (f)
NextEra Energy Transmission, LLC	Reimbursement of Employee Expenses		P	426.4	281
NextEra Energy Transmission, LLC	Reimbursement of Employee Expenses		P	511	274
NextEra Energy Transmission, LLC	Corporate Systems Usage Billing		S	903	261
NextEra Energy Transmission, LLC	Power Delivery Services Received by FPL		P	590	237
NextEra Energy Transmission, LLC	Allocation of Vendor Charges from Affiliate		P	560	229
NextEra Energy Transmission, LLC	Reimbursement of Employee Expenses		P	580	212
NextEra Energy Transmission, LLC	Power Delivery Services Received by FPL		P	567	201
NextEra Energy Transmission, LLC	Allocation of Telecommunication Costs		P	506	186
NextEra Energy Transmission, LLC	Allocation of Vendor Charges to Affiliate		S	Various	185
NextEra Energy Transmission, LLC	Reimbursement of Employee Expenses		P	513	173
NextEra Energy Transmission, LLC	Reimbursement of Employee Expenses		P	560	157
NextEra Energy Transmission, LLC	Power Delivery Services Received by FPL		P	186	136
NextEra Energy Transmission, LLC	Allocation of Telecommunication Costs		P	557	106
NextEra Energy Transmission, LLC	Human Resource Support Provided by Affiliate		P	241	88
NextEra Energy Transmission, LLC	State Tax Activity		S	146	88
NextEra Energy Transmission, LLC	Power Delivery Services Received by FPL		P	568	67
NextEra Energy Transmission, LLC	Reimbursement of Employee Expenses		P	910	60
NextEra Energy Transmission, LLC	Reimbursement of Employee Expenses		P	Various	41
NextEra Energy Transmission, LLC	Allocation of Telecommunication Costs		P	593	28
NextEra Energy Transmission, LLC	Marketing & Communication Services		S	923	25
NextEra Energy Transmission, LLC	Reimbursement of Employee Expenses		S	930.2	15
NextEra Energy Transmission, LLC	Allocation of Telecommunication Costs		P	596	14
NextEra Energy Transmission, LLC	Allocation of Telecommunication Costs		P	594	14
NextEra Energy Transmission, LLC	Allocation of Telecommunication Costs		P	588	14
NextEra Energy Transmission, LLC	Allocation of Telecommunication Costs		P	583	14
NextEra Energy Transmission, LLC	Reimbursement of Employee Expenses		P	567	13
NextEra Energy Transmission, LLC	Reimbursement of Employee Expenses		P	590	13
NextEra Energy Transmission, LLC	Allocation of Telecommunication Costs		P	910	6
NextEra Energy Transmission, LLC	Reimbursement of Employee Expenses		P	568	4
NextEra Energy Transmission, LLC	Allocation of Telecommunication Costs		P	Various	1
NextEra Energy, Inc.	Compensation, Deferred Comp, Incentives, Stock Awards, RSA Amortization, Pension & Other Employee Benefits Plans		P	920	12,757,497
NextEra Energy, Inc.	Allocation of Vendor Charges to Affiliate		S	146	4,393,613
NextEra Energy, Inc.	Compensation, Deferred Comp, Incentives, & Other Employee Benefits Plans		P	926	1,919,114
NextEra Energy, Inc.	Reimbursement of Employee Expenses		P	921	1,653,747
NextEra Energy, Inc.	Compensation, Deferred Comp, Incentives, & Other Employee Benefits Plans		P	408.1	711,847
NextEra Energy, Inc.	Compensation, Deferred Comp, Incentives, Stock Awards, RSA Amortization, Pension & Other Employee Benefits Plans		P	426.4	686,054
NextEra Energy, Inc.	Compensation, Deferred Comp, Incentives, Stock Awards, RSA Amortization, Pension & Other Employee Benefits Plans		S	146	624,426
NextEra Energy, Inc.	Compensation, Deferred Comp, Incentives, Stock Awards, RSA Amortization, Pension & Other Employee Benefits Plans		P	101, 107	593,639
NextEra Energy, Inc.	Compensation, Deferred Comp, Incentives, Stock Awards, RSA Amortization, Pension & Other Employee Benefits Plans		S	228.3	407,624
NextEra Energy, Inc.	Transfer of Employee Incentives		P	242	370,833

ANALYSIS OF DIVERSIFICATION ACTIVITY
Summary of Affiliated Transfers and Cost Allocations

FLORIDA POWER & LIGHT COMPANY
For the Year Ended December 31, 2024

Name of Affiliate (a)	Type of Service and/or Name of Product (b)	Relevant Contract or Agreement and Effective Date (c)	Charge for Year		
			"P" or "S" (d)	Account Number (e)	Dollar Amount (f)
NextEra Energy, Inc.	Allocation of Vendor Charges from Affiliate		P	232	348,121
NextEra Energy, Inc.	State Tax Distributions/Payments		P	236	311,078
NextEra Energy, Inc.	Compensation, Deferred Comp, Incentives, Stock Awards, RSA Amortization, Pension & Other Employee Benefits Plans		P	242	298,936
NextEra Energy, Inc.	Compensation, Deferred Comp, Incentives, Stock Awards, RSA Amortization, Pension & Other Employee Benefits Plans		P	930.2	298,178
NextEra Energy, Inc.	Allocation of Insurance Cost for Premium		S	146	275,790
NextEra Energy, Inc.	Transfer of Employee Payroll Dollars		P	232	270,864
NextEra Energy, Inc.	Allocation of Benefit Costs to Affiliate		S	926	245,942
NextEra Energy, Inc.	Allocation of Vendor Charges from Affiliate		P	101, 107	189,618
NextEra Energy, Inc.	Reimbursement of Employee Expenses		P	426.4	104,717
NextEra Energy, Inc.	Allocation of Vendor Charges from Affiliate		P	426.4	76,294
NextEra Energy, Inc.	Allocation of Vendor Charges to Affiliate		S	426.5	71,770
NextEra Energy, Inc.	Federal Tax Payments/Distributions		P	165	71,740
NextEra Energy, Inc.	Corporate Real Estate Services		S	146	62,958
NextEra Energy, Inc.	Storm Support Received by FPL		P	186	54,718
NextEra Energy, Inc.	Transfer of Employee Incentives		P	920	49,306
NextEra Energy, Inc.	Allocation of Vendor Charges from Affiliate		P	186	48,670
NextEra Energy, Inc.	Compensation, Deferred Comp, Incentives, Stock Awards, RSA Amortization, Pension & Other Employee Benefits Plans		P	234	46,756
NextEra Energy, Inc.	Marketing and Communication Services		S	146	41,530
NextEra Energy, Inc.	Reimbursement of Employee Expenses		S	165	41,166
NextEra Energy, Inc.	Reimbursement of Employee Expenses		P	930.2	40,467
NextEra Energy, Inc.	Reimbursement of Employee Expenses		S	146	36,620
NextEra Energy, Inc.	Allocation of Benefit Costs to Affiliate		S	228.3	32,314
NextEra Energy, Inc.	Reimbursement of Employee Expenses		P	926	28,052
NextEra Energy, Inc.	Allocation of Bank Service Fees		P	921	24,169
NextEra Energy, Inc.	Allocation of Contractor Expenses from Affiliate		P	101, 107	17,640
NextEra Energy, Inc.	Human Resources Services		S	146	17,134
NextEra Energy, Inc.	Allocation of Consulting Expenses from Affiliate		P	186	16,500
NextEra Energy, Inc.	Reimbursement of Employee Expenses		P	923	16,317
NextEra Energy, Inc.	Allocation of Vendor Charges from Affiliate		P	923	13,560
NextEra Energy, Inc.	Compensation, Deferred Comp, Incentives, Stock Awards, RSA Amortization, Pension & Other Employee Benefits Plans		P	232	9,622
NextEra Energy, Inc.	Reimbursement of Employee Expenses		P	186	7,505
NextEra Energy, Inc.	Allocation of Federal Excise Tax on Insurance Premium		P	165	7,042
NextEra Energy, Inc.	Accounting & Finance Services		S	146	6,493
NextEra Energy, Inc.	Information Technology Services		S	923	6,000
NextEra Energy, Inc.	Allocation of Vendor Charges from Affiliate		P	546	4,942
NextEra Energy, Inc.	Allocation of Telecommunication Costs		S	146	3,284
NextEra Energy, Inc.	Allocation of Vendor Charges from Affiliate		P	908	2,261
NextEra Energy, Inc.	State Tax Distributions/Payments		P	143	2,077
NextEra Energy, Inc.	Allocation of Vendor Charges from Affiliate		P	143	1,972
NextEra Energy, Inc.	Allocation of Vendor Charges to Affiliate		S	921	1,844

ANALYSIS OF DIVERSIFICATION ACTIVITY
Summary of Affiliated Transfers and Cost Allocations

FLORIDA POWER & LIGHT COMPANY
For the Year Ended December 31, 2024

Name of Affiliate (a)	Type of Service and/or Name of Product (b)	Relevant Contract or Agreement and Effective Date (c)	Charge for Year		
			"P" or "S" (d)	Account Number (e)	Dollar Amount (f)
NextEra Energy, Inc.	Allocation of Contractor Expenses from Affiliate		P	923	1,500
NextEra Energy, Inc.	Allocation of Project Costs		P	426.5	1,500
NextEra Energy, Inc.	Allocation of Vendor Charges from Affiliate		P	Various	1,203
NextEra Energy, Inc.	Allocation of Aviation Charges from Affiliate		P	Various	1,054
NextEra Energy, Inc.	Allocation of Vendor Charges from Affiliate		P	557	1,035
NextEra Energy, Inc.	Allocation of Vendor Charges from Affiliate		P	165	928
NextEra Energy, Inc.	Allocation of Benefit Costs to Affiliate		S	146	840
NextEra Energy, Inc.	Allocation of Insurance Cost for Premium		P	925	798
NextEra Energy, Inc.	Reimbursement of Employee Expenses		P	Various	654
NextEra Energy, Inc.	Allocation of Project Costs		P	923	582
NextEra Energy, Inc.	Allocation of Aviation Charges from Affiliate		P	426.5	450
NextEra Energy, Inc.	Power Delivery Services		S	146	450
NextEra Energy, Inc.	Reimbursement of Employee Expenses		P	101, 107	400
NextEra Energy, Inc.	Allocation of Vendor Charges from Affiliate		P	920	380
NextEra Energy, Inc.	Purchase of Asset/Inventory		P	101, 107, 154	99
NextEra Energy, Inc.	Reimbursement of Employee Expenses		S	184	91
NextEra Energy, Inc.	Allocation of Aviation Charges from Affiliate		P	921	80
NextEra Energy, Inc.	Allocation of Aviation Charges from Affiliate		P	908	34
NextEra Energy, Inc.	Allocation of Aviation Charges from Affiliate		P	101, 107	13
NextEra Energy, Inc.	Allocation of Vendor Charges to Affiliate		S	910	12
NextEra Energy, Inc.	Allocation of Aviation Charges from Affiliate		P	910	1
NextEra Energy, Inc.	Compensation, Deferred Comp, Incentives, Stock Awards, RSA Amortization, Pension & Other Employee Benefits Plans		P	921	(110)
NextEra Energy, Inc.	State Tax Distributions/Payments		P	123.1	(387,153)
NextEra Energy, Inc.	State Tax Distributions/Payments		P	232	(652,000)
NextEra Energy, Inc.	Federal Tax Payments/Distributions		P	123.1	(713,392)
NextEra Home, LLC	Accounting & Finance Services		S	146	1,260
NextEra Home, LLC	Allocation of Telecommunication Costs		S	146	335
NextEra Home, LLC	Customer Service Support		S	146	154
NextEra Home, LLC	Allocation of Vendor Charges to Affiliate		S	921	117
NextEra Lighting & Metering Solutions, LLC	Sales Program Support		S	146	31,297
NextEra Lighting & Metering Solutions, LLC	Reimbursement of Employee Expenses		S	146	1,203
NextEra Lighting & Metering Solutions, LLC	Allocation of Vendor Charges to Affiliate		S	926	79
NextEra Mobility, LLC	Reimbursement of Employee Expenses		S	146	27,320
NextEra Mobility, LLC	External Affairs Services		S	146	3,756
NextEra Mobility, LLC	Allocation of Vendor Charges to Affiliate		S	923	3,400
NextEra Mobility, LLC	Corporate Real Estate Services		S	146	2,230
NextEra Mobility, LLC	Marketing and Communication Services		S	146	1,503
NextEra Mobility, LLC	Corporate Real Estate Services		S	935	935
NextEra Mobility, LLC	Allocation of Vendor Charges from Affiliate		P	232	656
NextEra Mobility, LLC	Allocation of Telecommunication Costs		S	146	232

ANALYSIS OF DIVERSIFICATION ACTIVITY
Summary of Affiliated Transfers and Cost Allocations

FLORIDA POWER & LIGHT COMPANY
For the Year Ended December 31, 2024

Name of Affiliate (a)	Type of Service and/or Name of Product (b)	Relevant Contract or Agreement and Effective Date (c)	Charge for Year		
			"P" or "S" (d)	Account Number (e)	Dollar Amount (f)
NextEra Mobility, LLC	Allocation of Telecommunication Costs		P	234	17
NextEra Mobility, LLC	Allocation of Vendor Charges to Affiliate		S	910	17
NextEra Mobility, LLC	Allocation of Temporary Labor Management Fee		S	146	10
NextEra Mobility, LLC	Allocation of Vendor Charges to Affiliate		S	Various	3
NextEra Renewable Fuels, LLC	Allocation of Vendor Charges to Affiliate		S	146	111,920
NextEra Renewable Fuels, LLC	Reimbursement of Employee Expenses		S	146	13,157
NextEra Renewable Fuels, LLC	Allocation of Temporary Labor Management Fee		S	146	1,550
NextEra Renewable Fuels, LLC	Allocation of Vendor Charges from Affiliate		P	232	1,019
NextEra Renewable Fuels, LLC	Central Lab Services		S	549	522
NextEra Renewable Fuels, LLC	Central Lab Services		S	506	306
NextEra Renewable Fuels, LLC	Corporate Real Estate Services		S	935	125
NextEra Renewable Fuels, LLC	Allocation of Contractor Expenses from Affiliate		P	232	22
NextEra Water Texas, LLC	Marketing and Communication Services		S	146	28,234
NextEra Water Texas, LLC	Allocation of Telecommunication Costs		S	146	5,919
NextEra Water Texas, LLC	Reimbursement of Employee Expenses		S	146	3,982
NextEra Water, LLC	Accounting & Finance Services		S	146	14,635
NextEra Water, LLC	Information Technology Services		S	146	10,477
NextEra Water, LLC	Customer Service Support		S	146	5,085
NextEra Water, LLC	Allocation of Telecommunication Costs		S	Various	57
Ninnescah Wind Energy LLC	Central Lab Services		S	549	2,929
Ninnescah Wind Energy LLC	Central Lab Services		S	506	1,720
Ninnescah Wind Energy LLC	Power Generation Services		S	146	1,342
Ninnescah Wind Energy LLC	Human Resources Services		S	146	592
Ninnescah Wind Energy LLC	Allocation of Temporary Labor Management Fee		S	146	107
Niyol Wind, LLC	Allocation of Telecommunication Costs		S	146	545
Niyol Wind, LLC	Central Lab Services		S	549	541
Niyol Wind, LLC	Central Lab Services		S	506	317
Niyol Wind, LLC	Information Technology Services		S	923	295
Niyol Wind, LLC	Human Resources Services		S	146	196
Niyol Wind, LLC	Allocation of Telecommunication Costs		S	921	98
Niyol Wind, LLC	Information Technology Services		S	101, 107	49
Niyol Wind, LLC	Allocation of Telecommunication Costs		P	234	5
North Central Valley Energy Storage, LLC	Engineering Construction and Integrated Supply Chain Services		S	146	24,619
North Central Valley Energy Storage, LLC	General Counsel and Environmental Services		S	146	771
North Central Valley Energy Storage, LLC	Allocation of Telecommunication Costs		S	146	738
North Central Valley Energy Storage, LLC	Reimbursement of Employee Expenses		S	146	327
North Central Valley Energy Storage, LLC	Allocation of Telecommunication Costs		S	921	249
North Central Valley Energy Storage, LLC	Allocation of Vendor Charges to Affiliate		S	146	244
North Central Valley Energy Storage, LLC	Central Lab Services		S	506	176
North Central Valley Energy Storage, LLC	Allocation of Vendor Charges to Affiliate		S	921	126

ANALYSIS OF DIVERSIFICATION ACTIVITY
Summary of Affiliated Transfers and Cost Allocations

FLORIDA POWER & LIGHT COMPANY
For the Year Ended December 31, 2024

Name of Affiliate (a)	Type of Service and/or Name of Product (b)	Relevant Contract or Agreement and Effective Date (c)	Charge for Year		
			"P" or "S" (d)	Account Number (e)	Dollar Amount (f)
North Central Valley Energy Storage, LLC	Allocation of Vendor Charges to Affiliate		S	910	2
North Side Energy Center	Allocation of Vendor Charges to Affiliate		S	146	2,438
North Side Energy Center	General Counsel and Environmental Services		S	146	(18)
North Sky River Energy, LLC	Power Generation Services		S	146	3,354
North Sky River Energy, LLC	Human Resources Services		S	146	1,127
North Sky River Energy, LLC	Information Technology Services		S	923	295
North Sky River Energy, LLC	Allocation of Telecommunication Costs		S	146	143
North Sky River Energy, LLC	Information Technology Services		S	910	5
North Sky River Energy, LLC	Information Technology Services		S	Various	1
Northeast Energy Associates, A Limited Partnership	Central Lab Services		S	549	7,665
Northeast Energy Associates, A Limited Partnership	Central Lab Services		S	506	4,502
Northeast Energy Associates, A Limited Partnership	Reimbursement of Employee Expenses		S	146	994
Northeast Energy Associates, A Limited Partnership	Allocation of Vendor Charges to Affiliate		S	921	390
Northern Colorado Wind Energy Center II, LLC	Central Lab Services		S	506	49
Northern Colorado Wind Energy Center, LLC	Central Lab Services		S	549	1,663
Northern Colorado Wind Energy Center, LLC	Human Resources Services		S	146	198
Northern Colorado Wind Energy Center, LLC	Allocation of Vendor Charges to Affiliate		S	Various	1
Northern Divide Wind, LLC	Allocation of Vendor Charges to Affiliate		S	146	157
Northern Divide Wind, LLC	Central Lab Services		S	506	88
Nutmeg Solar, LLC	Central Lab Services		S	549	150
Nutmeg Solar, LLC	Central Lab Services		S	506	88
Oklahoma Wind, LLC	Allocation of Vendor Charges to Affiliate		S	923	295
Oklahoma Wind, LLC	Allocation of Vendor Charges from Affiliate		P	921	54
Oklahoma Wind, LLC	Allocation of Telecommunication Costs		P	921	52
Oklahoma Wind, LLC	Allocation of Vendor Charges to Affiliate		S	101, 107	49
Oklahoma Wind, LLC	Allocation of Vendor Charges from Affiliate		P	232	19
Oklahoma Wind, LLC	Allocation of Vendor Charges to Affiliate		S	910	5
Oklahoma Wind, LLC	Allocation of Vendor Charges to Affiliate		S	Various	1
Oleander Power Project, Limited Partnership	Allocation of Vendor Charges to Affiliate		S	101, 107	161,366
Oleander Power Project, Limited Partnership	Power Delivery Services		P	456	98,541
Oleander Power Project, Limited Partnership	Power Delivery Services		S	174	34,262
Oleander Power Project, Limited Partnership	Central Lab Services		S	549	11,613
Oleander Power Project, Limited Partnership	Central Lab Services		S	506	6,820
Oleander Power Project, Limited Partnership	Purchase of Asset/Inventory		P	101, 107, 154	2,736
Oleander Power Project, Limited Partnership	Reimbursement of Employee Expenses		S	146	1,998
Oleander Power Project, Limited Partnership	Information Technology Services		S	146	1,299
Oleander Power Project, Limited Partnership	Human Resources Services		S	146	770
Oleander Power Project, Limited Partnership	Allocation of Vendor Charges to Affiliate		S	921	513
Oleander Power Project, Limited Partnership	Accounting & Finance Services		S	146	330
Oleander Power Project, Limited Partnership	Allocation of Vendor Charges to Affiliate		S	923	295

ANALYSIS OF DIVERSIFICATION ACTIVITY
Summary of Affiliated Transfers and Cost Allocations

FLORIDA POWER & LIGHT COMPANY
For the Year Ended December 31, 2024

Name of Affiliate (a)	Type of Service and/or Name of Product (b)	Relevant Contract or Agreement and Effective Date (c)	Charge for Year		
			"P" or "S" (d)	Account Number (e)	Dollar Amount (f)
Oleander Power Project, Limited Partnership	Allocation of Vendor Charges to Affiliate		S	910	13
Oleander Power Project, Limited Partnership	Allocation of Vendor Charges to Affiliate		S	Various	13
Oliver Wind Energy Center II, LLC	Central Lab Services		S	506	166
Oliver Wind I, LLC	Allocation of Vendor Charges to Affiliate		S	146	5,265
Oliver Wind I, LLC	Power Generation Services		S	146	666
Oliver Wind I, LLC	Central Lab Services		S	549	629
Oliver Wind I, LLC	Allocation of Vendor Charges from Affiliate		P	553	527
Oliver Wind I, LLC	Allocation of Telecommunication Costs		S	146	508
Oliver Wind I, LLC	Central Lab Services		S	506	370
Oliver Wind I, LLC	Allocation of Temporary Labor Management Fee		S	146	78
Oliver Wind III, LLC	Power Generation Services		S	146	1,460
Oliver Wind III, LLC	Allocation of Telecommunication Costs		S	146	531
Oliver Wind III, LLC	Allocation of Vendor Charges from Affiliate		P	553	410
Oliver Wind III, LLC	Allocation of Vendor Charges to Affiliate		S	146	67
Oliver Wind III, LLC	Human Resources Services		S	146	66
Oliver Wind III, LLC	Allocation of Vendor Charges to Affiliate		S	101, 107	49
Oliver Wind III, LLC	Allocation of Telecommunication Costs		P	921	31
Oliver Wind III, LLC	Allocation of Vendor Charges to Affiliate		S	910	5
Oliver Wind IV, LLC	Human Resources Services		S	146	940
Osborn Wind Energy, LLC	Central Lab Services		S	549	1,923
Osborn Wind Energy, LLC	Central Lab Services		S	506	1,129
Osborn Wind Energy, LLC	Human Resources Services		S	146	267
Osborn Wind Energy, LLC	Allocation of Vendor Charges to Affiliate		S	101, 107	49
Osborn Wind Energy, LLC	Allocation of Vendor Charges to Affiliate		S	910	5
Palms Insurance Company, Limited	Builders Risk Insurance Premium to Affiliate		P	165	245,278
Palms Insurance Company, Limited	Reimbursement of Workers Comp Losses		S	925	(23,475)
Palms Management Services, LLC	Compensation, Deferred Comp, Incentives, Stock Awards, RSA Amortization, Pension & Other Employee Benefits Plans		S	146	2,383,951
Palms Management Services, LLC	Risk Management Services Received by FPL		P	923	336,290
Palms Management Services, LLC	Accounting & Finance Services		S	146	77,488
Palms Management Services, LLC	Allocation of Vendor Charges to Affiliate		S	146	40,536
Palms Management Services, LLC	Allocation of Benefit Costs to Affiliate		S	146	31,175
Palms Management Services, LLC	Reimbursement of Employee Expenses		P	101, 107	16,948
Palms Management Services, LLC	Reimbursement of Employee Expenses		P	921	8,333
Palms Management Services, LLC	Allocation of Vendor Charges to Affiliate		S	101, 107	1,240
Palms Management Services, LLC	Reimbursement of Employee Expenses		S	146	1,125
Palms Management Services, LLC	Allocation of Benefit Costs to Affiliate		S	921	970
Palms Management Services, LLC	Reimbursement of Employee Expenses		P	926	280
Palms Management Services, LLC	Transfer of Employee Payroll Dollars		P	232	130
Palms Portfolio Holdings, LLC	Accounting & Finance Services		S	146	28,725
Palms Portfolio Holdings, LLC	Information Technology Services		S	146	3,832

ANALYSIS OF DIVERSIFICATION ACTIVITY
Summary of Affiliated Transfers and Cost Allocations

FLORIDA POWER & LIGHT COMPANY
For the Year Ended December 31, 2024

Name of Affiliate (a)	Type of Service and/or Name of Product (b)	Relevant Contract or Agreement and Effective Date (c)	Charge for Year		
			"P" or "S" (d)	Account Number (e)	Dollar Amount (f)
Palms Portfolio Holdings, LLC	Space & Furniture Billing		S	241	34
Palms Portfolio Holdings, LLC	Allocation of Vendor Charges from Affiliate		P	Various	(127)
Palms Portfolio Holdings, LLC	Allocation of Vendor Charges from Affiliate		P	910	(379)
Palms Portfolio Holdings, LLC	Allocation of Benefit Costs from Affiliate		P	921	(600)
Palms Portfolio Holdings, LLC	Allocation of Vendor Credit from Affiliate		P	920	(1,500)
Palms Portfolio Holdings, LLC	Allocation of Vendor Credit from Affiliate		P	926	(1,693)
Palms Portfolio Holdings, LLC	Reimbursement of Employee Expenses		P	232	(2,480)
Palms Portfolio Holdings, LLC	Allocation of Vendor Credit from Affiliate		P	232	(5,368)
Palms Portfolio Holdings, LLC	Allocation of Vendor Credit from Affiliate		P	234	(5,406)
Palms Portfolio Holdings, LLC	Information Technology Services		P	923	(6,000)
Palms Portfolio Holdings, LLC	Allocation of Vendor Charges from Affiliate		P	923	(6,700)
Palms Portfolio Holdings, LLC	Corporate Real Estate Services (Net against AR)		P	234	(10,550)
Palms Portfolio Holdings, LLC	Allocation of Vendor Charges from Affiliate		P	921	(21,316)
Palms Portfolio Holdings, LLC	Allocation of Contractor Expenses to Affiliate		P	232	(22,490)
Palms Portfolio Holdings, LLC	Allocation of Vendor Charges from Affiliate		P	101, 107	(59,638)
Palms Specialty Insurance Company, Inc.	Allocation of Vendor Charges to Affiliate		S	923	3,000
Palo Duro Wind Energy, LLC	Allocation of Vendor Charges to Affiliate		S	923	1,180
Palo Duro Wind Energy, LLC	Reimbursement of Employee Expenses		S	146	1,101
Palo Duro Wind Energy, LLC	Allocation of Vendor Charges to Affiliate		S	146	334
Palo Duro Wind Energy, LLC	Allocation of Vendor Charges to Affiliate		S	101, 107	196
Palo Duro Wind Energy, LLC	Allocation of Telecommunication Costs		S	146	33
Palo Duro Wind Energy, LLC	Allocation of Vendor Charges to Affiliate		S	910	20
Peetz Table Wind, LLC	Central Lab Services		S	549	3,743
Peetz Table Wind, LLC	Central Lab Services		S	506	2,198
Peetz Table Wind, LLC	Human Resources Services		S	146	132
Pegasus Wind, LLC	General Counsel and Environmental Services		S	146	1,246
Pegasus Wind, LLC	Central Lab Services		S	549	1,027
Pegasus Wind, LLC	Central Lab Services		S	506	603
Pegasus Wind, LLC	Allocation of Vendor Charges to Affiliate		S	921	270
Pegasus Wind, LLC	Human Resources Services		S	146	188
Perrin Ranch Wind, LLC	Power Generation Services		S	146	863
Perrin Ranch Wind, LLC	General Counsel and Environmental Services		S	146	279
Perrin Ranch Wind, LLC	Allocation of Telecommunication Costs		S	146	254
Pheasant Run Wind, LLC	Allocation of Vendor Charges to Affiliate		S	923	590
Pheasant Run Wind, LLC	Allocation of Vendor Charges to Affiliate		S	146	559
Pheasant Run Wind, LLC	Information Technology Services		S	923	295
Pheasant Run Wind, LLC	Allocation of Vendor Charges to Affiliate		S	101, 107	98
Pheasant Run Wind, LLC	Allocation of Vendor Charges to Affiliate		S	910	10
Pheasant Run Wind, LLC	Information Technology Services		S	910	5
Pheasant Run Wind, LLC	Allocation of Vendor Charges to Affiliate		S	Various	2

ANALYSIS OF DIVERSIFICATION ACTIVITY
Summary of Affiliated Transfers and Cost Allocations

FLORIDA POWER & LIGHT COMPANY
For the Year Ended December 31, 2024

Name of Affiliate (a)	Type of Service and/or Name of Product (b)	Relevant Contract or Agreement and Effective Date (c)	Charge for Year		
			"P" or "S" (d)	Account Number (e)	Dollar Amount (f)
Pierce County Energy Center, LLC	General Counsel and Environmental Services		S	146	123
Pioneer Hutt Wind Energy LLC	Sale of Asset/Inventory		S	163	81,915
Pioneer Hutt Wind Energy LLC	Allocation of Vendor Charges to Affiliate		S	146	31,527
Pioneer Hutt Wind Energy LLC	Allocation of Vendor Charges to Affiliate		S	101, 107	26,499
Pioneer Hutt Wind Energy LLC	Sale of Asset/Inventory		S	456	17,875
Pioneer Hutt Wind Energy LLC	Engineering Construction and Integrated Supply Chain Services		S	146	7,013
Pioneer Hutt Wind Energy LLC	Information Technology Services		S	146	6,056
Pioneer Hutt Wind Energy LLC	Central Lab Services		S	549	1,560
Pioneer Hutt Wind Energy LLC	Allocation of Vendor Charges to Affiliate		S	921	1,518
Pioneer Hutt Wind Energy LLC	Central Lab Services		S	506	916
Pioneer Hutt Wind Energy LLC	Allocation of Vendor Charges to Affiliate		S	923	590
Pioneer Hutt Wind Energy LLC	Allocation of Telecommunication Costs		S	146	509
Pioneer Hutt Wind Energy LLC	Allocation of Vendor Charges to Affiliate		S	926	269
Pioneer Hutt Wind Energy LLC	Allocation of Vendor Charges to Affiliate		S	910	35
Pioneer Hutt Wind Energy LLC	Allocation of Vendor Charges to Affiliate		S	Various	7
Pluto Energy Storage, LLC	Allocation of Vendor Charges to Affiliate		S	926	455
Pluto Energy Storage, LLC	Allocation of Vendor Charges to Affiliate		S	931	321
Point Beach Solar, LLC	Allocation of Vendor Charges to Affiliate		S	923	295
Point Beach Solar, LLC	Central Lab Services		S	506	88
Point Beach Solar, LLC	Allocation of Vendor Charges to Affiliate		S	101, 107	49
Point Beach Solar, LLC	Allocation of Vendor Charges to Affiliate		S	Various	1
Ponderosa Wind II, LLC	Engineering Construction and Integrated Supply Chain Services		S	146	115,022
Ponderosa Wind II, LLC	Allocation of Vendor Charges to Affiliate		S	101, 107	51,211
Ponderosa Wind II, LLC	Reimbursement of Employee Expenses		S	146	5,194
Ponderosa Wind II, LLC	Human Resources Services		S	146	3,916
Ponderosa Wind II, LLC	Allocation of Vendor Charges to Affiliate		S	146	1,394
Ponderosa Wind II, LLC	Central Lab Services		S	549	866
Ponderosa Wind II, LLC	Central Lab Services		S	506	509
Ponderosa Wind II, LLC	Allocation of Vendor Charges to Affiliate		S	921	63
Ponderosa Wind II, LLC	Reimbursement of Employee Expenses		P	232	50
Ponderosa Wind II, LLC	Allocation of Vendor Charges to Affiliate		S	910	1
Ponderosa Wind, LLC	Central Lab Services		S	549	1,919
Ponderosa Wind, LLC	Allocation of Vendor Charges to Affiliate		S	923	590
Ponderosa Wind, LLC	Allocation of Telecommunication Costs		S	146	84
Poseidon SW Holdings, LLC	Information Technology Services		S	146	37,251
Poseidon SW Holdings, LLC	Human Resources Services		S	146	13,269
Poseidon SW Holdings, LLC	General Counsel and Environmental Services		S	146	13,117
Poseidon SW Holdings, LLC	Information Technology Services		S	923	6,000
Poseidon SW Holdings, LLC	Marketing and Communication Services		S	146	4,071
Poseidon SW Holdings, LLC	Allocation of Vendor Charges to Affiliate		S	146	1,931

ANALYSIS OF DIVERSIFICATION ACTIVITY
Summary of Affiliated Transfers and Cost Allocations

FLORIDA POWER & LIGHT COMPANY
For the Year Ended December 31, 2024

Name of Affiliate (a)	Type of Service and/or Name of Product (b)	Relevant Contract or Agreement and Effective Date (c)	Charge for Year		
			"P" or "S" (d)	Account Number (e)	Dollar Amount (f)
Poseidon SW Holdings, LLC	Allocation of Telecommunication Costs		S	146	211
Poseidon SW Holdings, LLC	Allocation of Temporary Labor Management Fee		S	146	11
Poseidon SW Holdings, LLC	Reimbursement of Employee Expenses		S	146	10
Poseidon SW Holdings, LLC	Allocation of Benefit Costs to Affiliate		S	921	(16,831)
Post Wind, LLC	Central Lab Services		S	549	300
Post Wind, LLC	Allocation of Vendor Charges to Affiliate		S	101, 107	49
Post Wind, LLC	Allocation of Vendor Charges to Affiliate		S	910	5
Post Wind, LLC	Allocation of Vendor Charges to Affiliate		S	Various	1
Power Wizard, LLC	Information Technology Services		S	923	3,000
Power Wizard, LLC	Information Technology Services		S	146	152
Power Wizard, LLC	Reimbursement of Employee Expenses		S	146	49
Pratt Wind, LLC	Human Resources Services		S	146	64
Premier Power Solutions, LLC	Allocation of Vendor Charges to Affiliate		S	921	617
Premier Power Solutions, LLC	Allocation of Vendor Charges to Affiliate		S	101, 107	18
Premier Power Solutions, LLC	Allocation of Vendor Charges to Affiliate		S	146	11
Premier Power Solutions, LLC	Allocation of Vendor Charges to Affiliate		S	910	1
Proxima Solar, LLC	Allocation of Vendor Charges to Affiliate		S	146	46,976
Proxima Solar, LLC	Reimbursement of Employee Expenses		S	146	14,757
Proxima Solar, LLC	Allocation of Telecommunication Costs		S	146	1,199
Proxima Solar, LLC	Allocation of Vendor Charges to Affiliate		S	921	209
Proxima Solar, LLC	Information Technology Services		S	923	200
Proxima Solar, LLC	Allocation of Telecommunication Costs		S	921	97
Proxima Solar, LLC	Allocation of Telecommunication Costs		S	Various	56
Proxima Solar, LLC	Allocation of Telecommunication Costs		P	234	20
Proxima Solar, LLC	Allocation of Vendor Credit from Affiliate		P	232	(5,053)
Pubnico Point, LP	Reimbursement of Employee Expenses		S	146	1,283
Pubnico Point, LP	Central Lab Services		S	549	682
Pubnico Point, LP	Central Lab Services		S	506	401
Quinebaug Solar, LLC	General Counsel and Environmental Services		S	146	1,588
Quinebaug Solar, LLC	Allocation of Telecommunication Costs		S	146	508
Quinebaug Solar, LLC	Central Lab Services		S	549	150
Quitman II Solar, LLC	General Counsel and Environmental Services		S	146	28,693
Quitman II Solar, LLC	Power Delivery Services		S	146	2,058
Quitman II Solar, LLC	Reimbursement of Employee Expenses		S	146	595
Quitman Solar, LLC	Central Lab Services		S	549	300
Red Mesa Wind, LLC	Reimbursement of Employee Expenses		S	146	1,687
Red Mesa Wind, LLC	Central Lab Services		S	549	1,272
Red Mesa Wind, LLC	Central Lab Services		S	506	747
Renewable Fuels Holdings, LLC	Engineering Construction and Integrated Supply Chain Services		S	146	447,564
Renewable Fuels Holdings, LLC	Allocation of Contractor Expenses to Affiliate		S	101, 107	274,018

ANALYSIS OF DIVERSIFICATION ACTIVITY
Summary of Affiliated Transfers and Cost Allocations

FLORIDA POWER & LIGHT COMPANY
For the Year Ended December 31, 2024

Name of Affiliate (a)	Type of Service and/or Name of Product (b)	Relevant Contract or Agreement and Effective Date (c)	Charge for Year		
			"P" or "S" (d)	Account Number (e)	Dollar Amount (f)
Renewable Fuels Holdings, LLC	External Affairs Services		S	146	191,945
Renewable Fuels Holdings, LLC	Power Generation Services		S	146	40,838
Renewable Fuels Holdings, LLC	Allocation of Contractor Expenses from Affiliate		P	232	31,114
Renewable Fuels Holdings, LLC	Allocation of Vendor Charges to Affiliate		S	921	17,444
Renewable Fuels Holdings, LLC	Allocation of Vendor Charges to Affiliate		S	926	7,813
Renewable Fuels Holdings, LLC	Human Resources Services		S	146	5,397
Renewable Fuels Holdings, LLC	Allocation of Vendor Charges to Affiliate		S	101, 107	2,947
Renewable Fuels Holdings, LLC	Power Delivery Services		S	146	1,085
Renewable Fuels Holdings, LLC	Marketing and Communication Services		S	146	342
Renewable Fuels Holdings, LLC	Allocation of Telecommunication Costs		S	921	109
Renewable Fuels Holdings, LLC	Allocation of Telecommunication Costs		S	Various	62
Renewable Fuels Holdings, LLC	Allocation of Vendor Charges to Affiliate		S	Various	57
Residential Energy Holdings, LLC	Allocation of Vendor Charges to Affiliate		S	923	200
Residential Energy Holdings, LLC	Corporate Real Estate Services		S	146	60
Residential Energy Holdings, LLC	General Counsel and Environmental Services		S	146	4
Resurgence Solar I, LLC	Information Technology Services		S	146	5,569
Resurgence Solar I, LLC	Allocation of Telecommunication Costs		S	146	2,498
Resurgence Solar I, LLC	Engineering Construction and Integrated Supply Chain Services		S	146	1,394
Resurgence Solar I, LLC	Central Lab Services		S	549	1,050
Resurgence Solar I, LLC	Central Lab Services		S	506	617
Resurgence Solar I, LLC	Allocation of Vendor Charges to Affiliate		S	921	390
Resurgence Solar I, LLC	Allocation of Vendor Charges to Affiliate		S	101, 107	98
Resurgence Solar I, LLC	Allocation of Telecommunication Costs		S	Various	56
Resurgence Solar I, LLC	Allocation of Telecommunication Costs		P	234	18
Resurgence Solar II, LLC	Power Generation Services		S	146	4,602
Resurgence Solar II, LLC	Engineering Construction and Integrated Supply Chain Services		S	146	1,392
Resurgence Solar II, LLC	Central Lab Services		S	549	600
Resurgence Solar II, LLC	Allocation of Vendor Charges to Affiliate		S	921	209
Reynolds Solar, LLC	Allocation of Vendor Charges to Affiliate		S	926	408
River Bend Solar, LLC	Allocation of Telecommunication Costs		S	146	681
River Bend Solar, LLC	Central Lab Services		S	549	150
River Bend Solar, LLC	Central Lab Services		S	506	88
River Bend Solar, LLC	Allocation of Telecommunication Costs		P	921	43
Roadrunner Crossing Wind Farm, LLC	Allocation of Vendor Charges to Affiliate		S	923	15,000
Roadrunner Crossing Wind Farm, LLC	Reimbursement of Employee Expenses		S	146	7,338
Roadrunner Crossing Wind Farm, LLC	Central Lab Services		S	549	6,136
Roadrunner Crossing Wind Farm, LLC	Central Lab Services		S	506	3,604
Roadrunner Crossing Wind Farm, LLC	Information Technology Services		S	923	3,000
Roadrunner Crossing Wind Farm, LLC	Human Resources Services		S	146	2,971
Roadrunner Crossing Wind Farm, LLC	Allocation of Vendor Charges to Affiliate		S	923	1,771

ANALYSIS OF DIVERSIFICATION ACTIVITY
Summary of Affiliated Transfers and Cost Allocations

FLORIDA POWER & LIGHT COMPANY
For the Year Ended December 31, 2024

Name of Affiliate (a)	Type of Service and/or Name of Product (b)	Relevant Contract or Agreement and Effective Date (c)	Charge for Year		
			"P" or "S" (d)	Account Number (e)	Dollar Amount (f)
Roadrunner Crossing Wind Farm, LLC	Allocation of Vendor Charges to Affiliate		S	101, 107	323
Roadrunner Crossing Wind Farm, LLC	Information Technology Services		S	146	181
Roadrunner Crossing Wind Farm, LLC	Allocation of Vendor Charges to Affiliate		S	921	119
Roadrunner Crossing Wind Farm, LLC	Reimbursement of Employee Expenses		P	232	50
Roadrunner Crossing Wind Farm, LLC	Allocation of Vendor Charges to Affiliate		S	910	32
Roadrunner Crossing Wind Farm, LLC	Allocation of Telecommunication Costs		P	921	11
Roadrunner Crossing Wind Farm, LLC	Allocation of Vendor Charges to Affiliate		S	Various	6
Roaring Springs Solar, LLC	Allocation of Vendor Charges to Affiliate		S	146	2,438
Roswell Solar, LLC	Allocation of Telecommunication Costs		S	146	843
Roundhouse Renewable Energy II, LLC	Allocation of Vendor Charges to Affiliate		S	101, 107	24,995
Roundhouse Renewable Energy II, LLC	Information Technology Services		S	146	9,587
Roundhouse Renewable Energy II, LLC	Central Lab Services		S	549	1,791
Roundhouse Renewable Energy II, LLC	Engineering Construction and Integrated Supply Chain Services		S	146	1,122
Roundhouse Renewable Energy II, LLC	Central Lab Services		S	506	1,052
Roundhouse Renewable Energy II, LLC	Allocation of Vendor Charges to Affiliate		S	921	390
Roundhouse Renewable Energy II, LLC	Allocation of Vendor Charges to Affiliate		S	923	295
Roundhouse Renewable Energy II, LLC	Allocation of Vendor Charges to Affiliate		S	910	5
Roundhouse Renewable Energy II, LLC	Allocation of Vendor Charges to Affiliate		S	Various	1
Roundhouse Renewable Energy, LLC	Allocation of Vendor Charges to Affiliate		S	923	590
Roundhouse Renewable Energy, LLC	Allocation of Vendor Charges from Affiliate		P	232	146
Roundhouse Renewable Energy, LLC	Allocation of Vendor Charges to Affiliate		S	101, 107	98
Roundhouse Renewable Energy, LLC	Allocation of Vendor Charges to Affiliate		S	910	10
Roundhouse Renewable Energy, LLC	Allocation of Vendor Charges to Affiliate		S	Various	2
Route 66 Solar Energy Center, LLC	Human Resources Services		S	146	1,421
Route 66 Solar Energy Center, LLC	Reimbursement of Employee Expenses		S	146	21
Rush Springs Wind Energy, LLC	Allocation of Telecommunication Costs		S	146	2,780
Rush Springs Wind Energy, LLC	Power Generation Services		S	146	2,174
Rush Springs Wind Energy, LLC	Central Lab Services		S	506	1,787
Rush Springs Wind Energy, LLC	Allocation of Telecommunication Costs		P	921	165
Rush Springs Wind Energy, LLC	Allocation of Telecommunication Costs		P	234	40
Rush Springs Wind Energy, LLC	Allocation of Vendor Charges to Affiliate		S	921	30
Sac County Wind, LLC	Reimbursement of Employee Expenses		S	146	1,323
Sac County Wind, LLC	Allocation of Telecommunication Costs		S	146	1,083
Sac County Wind, LLC	Central Lab Services		S	506	288
Sac County Wind, LLC	Allocation of Vendor Credit from Affiliate		P	232	167
SafeGuard Venture Holdings, LLC	Allocation of Vendor Charges from Affiliate		P	101, 107	1,054,600
SafeGuard Venture Holdings, LLC	Allocation of Vendor Charges to Affiliate		S	146	1,715
SafeGuard Venture Holdings, LLC	General Counsel and Environmental Services		S	146	437
SafeGuard Venture Holdings, LLC	Allocation of Temporary Labor Management Fee		S	146	37
Saint Energy Storage II, LLC	Allocation of Vendor Charges to Affiliate		S	101, 107	11,462

ANALYSIS OF DIVERSIFICATION ACTIVITY
Summary of Affiliated Transfers and Cost Allocations

FLORIDA POWER & LIGHT COMPANY
For the Year Ended December 31, 2024

Name of Affiliate (a)	Type of Service and/or Name of Product (b)	Relevant Contract or Agreement and Effective Date (c)	Charge for Year		
			"P" or "S" (d)	Account Number (e)	Dollar Amount (f)
Saint Energy Storage II, LLC	Information Technology Services		S	146	6,075
Saint Energy Storage II, LLC	Allocation of Vendor Charges to Affiliate		S	921	1,611
Saint Energy Storage II, LLC	Engineering Construction and Integrated Supply Chain Services		S	146	896
Saint Energy Storage II, LLC	General Counsel and Environmental Services		S	146	675
Saint Energy Storage II, LLC	Reimbursement of Employee Expenses		S	146	482
Saint Energy Storage II, LLC	Allocation of Vendor Credit from Affiliate		P	232	51
Saint Energy Storage II, LLC	Allocation of Vendor Charges to Affiliate		S	Various	3
Saint Solar, LLC	Allocation of Telecommunication Costs		S	146	1,168
Saint Solar, LLC	Central Lab Services		S	549	150
Saint Solar, LLC	Central Lab Services		S	506	88
Sanford Airport Solar, LLC	Allocation of Vendor Charges to Affiliate		S	146	25,458
Sanford Airport Solar, LLC	Allocation of Telecommunication Costs		S	146	1,013
Sanford Airport Solar, LLC	Allocation of Vendor Charges to Affiliate		S	101, 107	49
Sanford Airport Solar, LLC	Allocation of Vendor Charges to Affiliate		S	910	5
Sanford Airport Solar, LLC	Allocation of Vendor Charges to Affiliate		S	Various	1
Sebree Solar, LLC	Engineering Construction and Integrated Supply Chain Services		S	146	28,177
Sebree Solar, LLC	Allocation of Vendor Charges to Affiliate		S	101, 107	23,278
Sebree Solar, LLC	General Counsel and Environmental Services		S	146	388
Seiling Wind II, LLC	Allocation of Vendor Charges to Affiliate		S	146	3,037
Seiling Wind II, LLC	Allocation of Vendor Charges to Affiliate		S	923	590
Seiling Wind II, LLC	Central Lab Services		S	549	344
Seiling Wind II, LLC	Central Lab Services		S	506	202
Seiling Wind II, LLC	Allocation of Vendor Charges to Affiliate		S	101, 107	98
Seiling Wind II, LLC	Reimbursement of Employee Expenses		S	146	97
Seiling Wind II, LLC	Allocation of Vendor Charges to Affiliate		S	Various	2
Seiling Wind, LLC	Power Generation Services		S	146	66,194
Seiling Wind, LLC	Allocation of Telecommunication Costs		S	146	2,352
Seiling Wind, LLC	Central Lab Services		S	549	1,906
Seiling Wind, LLC	Allocation of Vendor Charges to Affiliate		S	923	885
Seiling Wind, LLC	Information Technology Services		S	923	295
Seiling Wind, LLC	Allocation of Vendor Charges to Affiliate		S	101, 107	147
Seiling Wind, LLC	Human Resources Services		S	146	133
Seiling Wind, LLC	Allocation of Telecommunication Costs		P	921	69
Seiling Wind, LLC	Information Technology Services		S	101, 107	49
Seiling Wind, LLC	Information Technology Services		S	146	45
Seiling Wind, LLC	Allocation of Vendor Charges to Affiliate		S	910	15
Seiling Wind, LLC	Information Technology Services		S	910	5
Seiling Wind, LLC	Allocation of Vendor Charges to Affiliate		S	Various	3
Seminole Energy LLC	Natural Gas Purchases from Affiliate		P	555.1	227,145
Seminole Energy LLC	Natural Gas Purchases from Affiliate		P	908	(1,925)

ANALYSIS OF DIVERSIFICATION ACTIVITY
Summary of Affiliated Transfers and Cost Allocations

FLORIDA POWER & LIGHT COMPANY
For the Year Ended December 31, 2024

Name of Affiliate (a)	Type of Service and/or Name of Product (b)	Relevant Contract or Agreement and Effective Date (c)	Charge for Year		
			"P" or "S" (d)	Account Number (e)	Dollar Amount (f)
Shamrock Energy Storage, LLC	Engineering Construction and Integrated Supply Chain Services		S	146	3,907
Shamrock Energy Storage, LLC	Allocation of Vendor Charges to Affiliate		S	146	3,086
Shamrock Energy Storage, LLC	Allocation of Vendor Charges to Affiliate		S	921	1,638
Shamrock Energy Storage, LLC	Allocation of Vendor Charges to Affiliate		S	926	791
Shamrock Wind, LLC	Allocation of Vendor Charges to Affiliate		S	101, 107	53,267
Shamrock Wind, LLC	Allocation of Vendor Charges to Affiliate		S	146	33,991
Shamrock Wind, LLC	Central Lab Services		S	549	2,353
Shamrock Wind, LLC	Allocation of Vendor Charges to Affiliate		S	923	1,685
Shamrock Wind, LLC	Central Lab Services		S	506	1,382
Shamrock Wind, LLC	Allocation of Telecommunication Costs		S	146	580
Shamrock Wind, LLC	Information Technology Services		S	146	91
Shamrock Wind, LLC	Allocation of Vendor Charges to Affiliate		S	910	15
Shamrock Wind, LLC	Allocation of Vendor Charges to Affiliate		S	Various	3
Shaw Creek Solar, LLC	Allocation of Telecommunication Costs		S	146	261
Shaw Creek Solar, LLC	Central Lab Services		S	506	88
Shaw Creek Solar, LLC	Allocation of Vendor Charges to Affiliate		S	146	31
Sholes Wind, LLC	Central Lab Services		S	506	699
Sholes Wind, LLC	Allocation of Vendor Charges to Affiliate		S	923	590
Sholes Wind, LLC	Allocation of Vendor Charges to Affiliate		S	101, 107	98
Sholes Wind, LLC	Allocation of Vendor Charges to Affiliate		S	910	10
Sholes Wind, LLC	Allocation of Vendor Charges to Affiliate		S	Various	2
Silver State Solar Power South, LLC	Power Generation Services		S	146	2,905
Silver State Solar Power South, LLC	Reimbursement of Employee Expenses		S	146	2,867
Silver State Solar Power South, LLC	Allocation of Telecommunication Costs		S	146	775
Silver State Solar Power South, LLC	Central Lab Services		S	549	689
Silver State Solar Power South, LLC	Allocation of Vendor Charges to Affiliate		S	921	561
Silver State Solar Power South, LLC	Central Lab Services		S	506	405
Silver State Solar Power South, LLC	Allocation of Vendor Charges to Affiliate		S	146	41
Silver State South Storage, LLC	Allocation of Telecommunication Costs		S	146	84
Singer Solar LLC	Allocation of Vendor Charges to Affiliate		S	921	17
Skeleton Creek Energy Center, LLC	Allocation of Vendor Charges to Affiliate		S	146	2,646
Skeleton Creek Energy Center, LLC	Reimbursement of Employee Expenses		S	146	338
Skeleton Creek Wind, LLC	Allocation of Telecommunication Costs		S	146	2,043
Skeleton Creek Wind, LLC	Allocation of Vendor Charges to Affiliate		S	921	607
Skeleton Creek Wind, LLC	Human Resources Services		S	146	391
Skeleton Creek Wind, LLC	Engineering Construction and Integrated Supply Chain Services		S	146	350
Skeleton Creek Wind, LLC	Allocation of Vendor Charges to Affiliate		S	101, 107	84
Skeleton Creek Wind, LLC	Allocation of Vendor Charges to Affiliate		S	910	8
Skeleton Creek Wind, LLC	Allocation of Telecommunication Costs		P	921	2
Skeleton Creek Wind, LLC	Allocation of Vendor Charges to Affiliate		S	Various	2

ANALYSIS OF DIVERSIFICATION ACTIVITY
Summary of Affiliated Transfers and Cost Allocations

FLORIDA POWER & LIGHT COMPANY
For the Year Ended December 31, 2024

Name of Affiliate (a)	Type of Service and/or Name of Product (b)	Relevant Contract or Agreement and Effective Date (c)	Charge for Year		
			"P" or "S" (d)	Account Number (e)	Dollar Amount (f)
Sky Ranch Energy Storage Holdings, LLC	Allocation of Vendor Charges to Affiliate		S	101, 107	32,816
Sky Ranch Solar, LLC	Sale of Asset/Inventory		S	456	112,215
Sky Ranch Solar, LLC	Engineering Construction and Integrated Supply Chain Services		S	146	39,506
Sky Ranch Solar, LLC	Information Technology Services		S	146	8,903
Sky Ranch Solar, LLC	Reimbursement of Employee Expenses		P	101, 107	205
Sky Ranch Solar, LLC	Allocation of Vendor Charges to Affiliate		S	921	148
Sky Ranch Solar, LLC	Allocation of Vendor Charges to Affiliate		S	910	2
Sky Ranch Solar, LLC	Allocation of Vendor Credit from Affiliate		P	926	(190)
Sky Ranch Solar, LLC	Central Lab Services		P	506	(430)
Sky Ranch Solar, LLC	Central Lab Services		P	549	(732)
Sky Ranch Solar, LLC	Reimbursement of Employee Expenses		P	232	(2,060)
Sky Ranch Solar, LLC	Allocation of Vendor Credit from Affiliate		P	232	(5,428)
Sky River Wind, LLC	Power Generation Services		S	146	3,255
Sky River Wind, LLC	Central Lab Services		S	549	600
Sky River Wind, LLC	Information Technology Services		S	146	311
Sky River Wind, LLC	Allocation of Telecommunication Costs		P	921	15
Soldier Creek Wind, LLC	Central Lab Services		S	549	2,322
Soldier Creek Wind, LLC	Central Lab Services		S	506	1,364
Soldier Creek Wind, LLC	Allocation of Telecommunication Costs		S	146	316
Soldier Creek Wind, LLC	Human Resources Services		S	146	129
Soldier Creek Wind, LLC	Allocation of Vendor Charges to Affiliate		S	101, 107	98
Soldier Creek Wind, LLC	Allocation of Vendor Charges to Affiliate		S	910	10
Sonoran Solar Energy, LLC	Engineering Construction and Integrated Supply Chain Services		S	146	37,928
Sonoran Solar Energy, LLC	Reimbursement of Employee Expenses		S	146	7,915
Sonoran Solar Energy, LLC	Power Generation Services		S	146	4,602
Sonoran Solar Energy, LLC	Allocation of Telecommunication Costs		S	146	1,230
Sonoran Solar Energy, LLC	Central Lab Services		S	506	264
Sonoran Solar Energy, LLC	General Counsel and Environmental Services		S	146	225
Sonoran Solar Energy, LLC	Allocation of Vendor Credit from Affiliate		P	232	135
South Texas Midstream, LLC	Allocation of Telecommunication Costs		S	Various	352
South Texas Midstream, LLC	Allocation of Telecommunication Costs		S	146	210
St. Landry Solar, LLC	Engineering Construction and Integrated Supply Chain Services		S	146	27,416
St. Landry Solar, LLC	Reimbursement of Employee Expenses		S	146	327
St. Landry Solar, LLC	Allocation of Vendor Charges to Affiliate		S	926	77
Stanton Clean Energy, LLC	Power Generation Services		S	146	237,198
Stanton Clean Energy, LLC	Sale of Asset/Inventory		S	456	39,187
Stanton Clean Energy, LLC	Sale of Asset/Inventory		S	163	17,323
Stanton Clean Energy, LLC	Central Lab Services		S	549	4,309
Stanton Clean Energy, LLC	Central Lab Services		S	506	2,531
Stanton Clean Energy, LLC	Information Technology Services		S	146	1,864

ANALYSIS OF DIVERSIFICATION ACTIVITY
Summary of Affiliated Transfers and Cost Allocations

FLORIDA POWER & LIGHT COMPANY
For the Year Ended December 31, 2024

Name of Affiliate (a)	Type of Service and/or Name of Product (b)	Relevant Contract or Agreement and Effective Date (c)	Charge for Year		
			"P" or "S" (d)	Account Number (e)	Dollar Amount (f)
Stanton Clean Energy, LLC	Engineering Construction and Integrated Supply Chain Services		S	146	1,342
Stanton Clean Energy, LLC	Accounting & Finance Services		S	146	496
Stanton Clean Energy, LLC	Allocation of Vendor Charges to Affiliate		S	923	295
Stanton Clean Energy, LLC	Allocation of Vendor Charges to Affiliate		S	101, 107	49
Stanton Clean Energy, LLC	Sale of Asset/Inventory		S	421	30
Stanton Clean Energy, LLC	Allocation of Vendor Charges to Affiliate		S	910	5
Stanton Clean Energy, LLC	Allocation of Vendor Charges to Affiliate		S	Various	1
Steele Flats Wind Project, LLC	Allocation of Vendor Charges to Affiliate		S	146	7,427
Steele Flats Wind Project, LLC	Allocation of Telecommunication Costs		P	921	123
Steele Flats Wind Project, LLC	Allocation of Telecommunication Costs		P	Various	71
Steele Flats Wind Project, LLC	Allocation of Vendor Charges to Affiliate		S	Various	2
Storey Bend Solar, LLC	Engineering Construction and Integrated Supply Chain Services		S	146	109,577
Storey Bend Solar, LLC	Power Generation Services		S	146	28,049
Storey Bend Solar, LLC	Reimbursement of Employee Expenses		S	146	25,997
Storey Bend Solar, LLC	General Counsel and Environmental Services		S	146	3,501
Storey Bend Solar, LLC	Information Technology Services		S	146	178
Storey Energy Center, LLC	Allocation of Vendor Charges to Affiliate		S	101, 107	78,953
Storey Energy Center, LLC	Power Generation Services		S	146	4,602
Storey Energy Center, LLC	Reimbursement of Employee Expenses		S	146	343
Storey Energy Center, LLC	Allocation of Vendor Credit from Affiliate		P	232	68
Story County Wind, LLC	Reimbursement of Employee Expenses		S	146	14,364
Story County Wind, LLC	Central Lab Services		S	549	3,109
Story County Wind, LLC	Allocation of Vendor Charges to Affiliate		S	923	590
Story County Wind, LLC	Allocation of Vendor Charges from Affiliate		P	553	441
Story County Wind, LLC	Allocation of Telecommunication Costs		S	146	81
Story County Wind, LLC	Allocation of Vendor Charges to Affiliate		S	910	10
Story County Wind, LLC	Allocation of Vendor Charges to Affiliate		S	Various	2
Stuttgart Solar, LLC	Central Lab Services		S	506	88
Stuttgart Solar, LLC	Allocation of Telecommunication Costs		P	921	15
Sunlight Storage II, LLC	Engineering Construction and Integrated Supply Chain Services		S	146	160,839
Sunlight Storage II, LLC	Allocation of Vendor Charges to Affiliate		S	101, 107	53,120
Sunlight Storage II, LLC	Allocation of Vendor Charges to Affiliate		S	146	6,907
Sunlight Storage II, LLC	Reimbursement of Employee Expenses		S	146	717
Sunlight Storage II, LLC	Allocation of Vendor Charges to Affiliate		S	921	561
Sunlight Storage II, LLC	Allocation of Vendor Credit from Affiliate		P	232	(5,053)
Sunlight Storage, LLC	Allocation of Telecommunication Costs		S	146	798
Sunlight Storage, LLC	Allocation of Vendor Charges to Affiliate		S	921	390
Sunlight Storage, LLC	Engineering Construction and Integrated Supply Chain Services		S	146	93
Taylor Creek Solar, LLC	Revenue Enhancement Program		S	551	2,359
Taylor Creek Solar, LLC	Human Resources Services		S	146	607

ANALYSIS OF DIVERSIFICATION ACTIVITY
Summary of Affiliated Transfers and Cost Allocations

FLORIDA POWER & LIGHT COMPANY
For the Year Ended December 31, 2024

Name of Affiliate (a)	Type of Service and/or Name of Product (b)	Relevant Contract or Agreement and Effective Date (c)	Charge for Year		
			"P" or "S" (d)	Account Number (e)	Dollar Amount (f)
Taylor Creek Solar, LLC	Central Lab Services		S	549	150
Taylor Creek Solar, LLC	Central Lab Services		S	506	88
Texrock Pipeline, LLC	Allocation of Vendor Charges to Affiliate		S	921	2,761
Texrock Pipeline, LLC	Allocation of Vendor Charges to Affiliate		S	101, 107	459
Texrock Pipeline, LLC	Allocation of Vendor Charges to Affiliate		S	146	309
Texrock Pipeline, LLC	Allocation of Telecommunication Costs		S	146	281
Texrock Pipeline, LLC	Allocation of Vendor Charges to Affiliate		S	910	46
Texrock Pipeline, LLC	Allocation of Vendor Charges to Affiliate		S	Various	9
Three Waters Wind Farm, LLC	Engineering Construction and Integrated Supply Chain Services		S	146	3,557
Thunder Wolf Energy Center, LLC	Power Generation Services		S	146	5,844
Thunder Wolf Energy Center, LLC	Engineering Construction and Integrated Supply Chain Services		S	146	481
Thunder Wolf Energy Center, LLC	Central Lab Services		S	549	150
Thunder Wolf Energy Center, LLC	Central Lab Services		S	506	88
Torrecillas Energy Storage, LLC	Allocation of Vendor Charges to Affiliate		S	923	3,000
Torrecillas Energy Storage, LLC	Allocation of Vendor Charges to Affiliate		S	926	1,020
Torrecillas Energy Storage, LLC	Reimbursement of Employee Expenses		S	146	740
Torrecillas Wind Energy, LLC	Central Lab Services		S	549	1,710
Torrecillas Wind Energy, LLC	Central Lab Services		S	506	1,004
Torrecillas Wind Energy, LLC	Allocation of Telecommunication Costs		P	921	74
Torrecillas Wind Energy, LLC	Allocation of Vendor Charges to Affiliate		S	921	64
Trail Ridge Energy, LLC	Allocation of Vendor Charges to Affiliate		S	146	80
Trans Bay Cable LLC	Allocation of Vendor Charges to Affiliate		S	146	156,157
Trans Bay Cable LLC	Engineering Construction and Integrated Supply Chain Services		S	146	113,616
Trans Bay Cable LLC	Reimbursement of Employee Expenses		S	146	80,078
Trans Bay Cable LLC	Corporate Real Estate Services		S	146	60,800
Trans Bay Cable LLC	Accounting & Finance Services		S	146	58,336
Trans Bay Cable LLC	Information Technology Services		S	146	57,344
Trans Bay Cable LLC	Allocation of Vendor Charges to Affiliate		S	923	38,590
Trans Bay Cable LLC	Compensation, Deferred Comp, Incentives, Stock Awards, RSA Amortization, Pension & Other Employee Benefits Plans		S	146	28,630
Trans Bay Cable LLC	Human Resources Services		S	146	22,311
Trans Bay Cable LLC	Reimbursement of Employee Expenses		P	232	7,182
Trans Bay Cable LLC	Information Technology Services		S	923	6,590
Trans Bay Cable LLC	Corporate Real Estate Services		S	935	6,080
Trans Bay Cable LLC	Allocation of Vendor Charges to Affiliate		S	921	5,055
Trans Bay Cable LLC	Power Delivery Services Received by FPL		P	101, 107	4,466
Trans Bay Cable LLC	Allocation of Telecommunication Costs		S	146	4,061
Trans Bay Cable LLC	Allocation of Workers Comp Reimbursement to Affiliate		S	146	2,230
Trans Bay Cable LLC	Integrated Supply Chain Services		S	923	1,836
Trans Bay Cable LLC	Allocation of Vendor Charges from Affiliate		P	923	1,350
Trans Bay Cable LLC	Allocation of Vendor Charges to Affiliate		S	101, 107	1,106

ANALYSIS OF DIVERSIFICATION ACTIVITY
Summary of Affiliated Transfers and Cost Allocations

FLORIDA POWER & LIGHT COMPANY
For the Year Ended December 31, 2024

Name of Affiliate (a)	Type of Service and/or Name of Product (b)	Relevant Contract or Agreement and Effective Date (c)	Charge for Year		
			"P" or "S" (d)	Account Number (e)	Dollar Amount (f)
Trans Bay Cable LLC	Allocation of Vendor Charges from Affiliate		P	232	730
Trans Bay Cable LLC	Power Delivery Services Received by FPL		P	590	118
Trans Bay Cable LLC	Power Delivery Services Received by FPL		P	580	118
Trans Bay Cable LLC	Information Technology Services		S	101, 107	98
Trans Bay Cable LLC	Allocation of Vendor Charges to Affiliate		S	910	94
Trans Bay Cable LLC	Allocation of Vendor Charges to Affiliate		S	Various	18
Trans Bay Cable LLC	Information Technology Services		S	910	10
Trans Bay Cable LLC	Information Technology Services		S	Various	2
Trelina Solar Energy Center, LLC	Allocation of Vendor Charges to Affiliate		S	923	295
Trelina Solar Energy Center, LLC	Allocation of Vendor Charges to Affiliate		S	101, 107	49
Trelina Solar Energy Center, LLC	Corporate Real Estate Services		S	146	24
Trelina Solar Energy Center, LLC	Allocation of Vendor Charges to Affiliate		S	910	5
Trelina Solar Energy Center, LLC	Allocation of Vendor Charges to Affiliate		S	Various	1
Trinity Operating (USG), LLC	Allocation of Benefit Costs to Affiliate		S	146	60,271
Trinity Operating (USG), LLC	Allocation of Vendor Charges to Affiliate		S	921	35,272
Trinity Operating (USG), LLC	Allocation of Vendor Charges to Affiliate		S	921	12,209
Trinity Operating (USG), LLC	Allocation of Vendor Charges to Affiliate		S	921	9,282
Trinity Operating (USG), LLC	Allocation of Vendor Charges to Affiliate		S	101, 107	8,264
Trinity Operating (USG), LLC	Reimbursement of Employee Expenses		P	501	6,369
Trinity Operating (USG), LLC	Allocation of Vendor Charges from Affiliate		P	232	1,647
Trinity Operating (USG), LLC	Human Resources Services		S	146	1,483
Trinity Operating (USG), LLC	Reimbursement of Employee Expenses		P	549	1,400
Trinity Operating (USG), LLC	Reimbursement of Employee Expenses		P	553	1,350
Trinity Operating (USG), LLC	General Counsel and Environmental Services		S	146	1,275
Trinity Operating (USG), LLC	Allocation of Vendor Charges to Affiliate		S	910	591
Trinity Operating (USG), LLC	Reimbursement of Employee Expenses		P	101, 107	583
Trinity Operating (USG), LLC	Reimbursement of Employee Expenses		S	146	334
Trinity Operating (USG), LLC	Reimbursement of Employee Expenses		P	935	199
Trinity Operating (USG), LLC	Allocation of Vendor Charges to Affiliate		S	Various	154
Trinity Operating (USG), LLC	Allocation of Telecommunication Costs		S	Various	56
Trinity Operating (USG), LLC	Reimbursement of Employee Expenses		P	426.5	30
Troutdale Grid, LLC	Engineering Construction and Integrated Supply Chain Services		S	146	92,369
Troutdale Grid, LLC	Allocation of Vendor Charges from Affiliate		P	101, 107	19,330
Troutdale Grid, LLC	Reimbursement of Employee Expenses		S	146	1,919
Troutdale Grid, LLC	Allocation of Vendor Charges to Affiliate		S	926	327
Troutdale Grid, LLC	Allocation of Vendor Charges to Affiliate		S	923	295
Troutdale Grid, LLC	Allocation of Vendor Charges to Affiliate		S	921	55
Troutdale Grid, LLC	Allocation of Vendor Charges to Affiliate		S	910	6
Troutdale Grid, LLC	Allocation of Vendor Charges to Affiliate		S	Various	1
Tuscola Bay Wind, LLC	Human Resources Services		S	146	266

ANALYSIS OF DIVERSIFICATION ACTIVITY
Summary of Affiliated Transfers and Cost Allocations

FLORIDA POWER & LIGHT COMPANY
For the Year Ended December 31, 2024

Name of Affiliate (a)	Type of Service and/or Name of Product (b)	Relevant Contract or Agreement and Effective Date (c)	Charge for Year		
			"P" or "S" (d)	Account Number (e)	Dollar Amount (f)
Tuscola Solar II, LLC	Engineering Construction and Integrated Supply Chain Services		S	146	2,795
Tuscola Wind II, LLC	Central Lab Services		S	549	1,477
Tuscola Wind II, LLC	Allocation of Vendor Charges to Affiliate		S	921	39
Tuscola Wind III, LLC	Central Lab Services		S	549	150
Tuscola Wind III, LLC	Central Lab Services		S	506	88
US Marcellus Gas Infrastructure, LLC	General Counsel and Environmental Services		S	146	14,790
US Marcellus Gas Infrastructure, LLC	Allocation of Vendor Charges to Affiliate		S	146	700
USG Energy Gas Investment, LLC	Information Technology Services		S	146	7,437
USG Energy Gas Producer Holdings, LLC	Allocation of Vendor Charges to Affiliate		S	101, 107	912,162
USG Energy Gas Producer Holdings, LLC	Allocation of Vendor Charges to Affiliate		S	146	441,241
USG Energy Gas Producer Holdings, LLC	Information Technology Services		S	146	164,060
USG Energy Gas Producer Holdings, LLC	Allocation of Vendor Charges to Affiliate		S	921	71,172
USG Energy Gas Producer Holdings, LLC	Corporate Real Estate Services		S	935	22,338
USG Energy Gas Producer Holdings, LLC	Accounting & Finance Services		S	146	9,747
USG Energy Gas Producer Holdings, LLC	Allocation of Vendor Charges to Affiliate		S	923	6,985
USG Energy Gas Producer Holdings, LLC	Information Technology Services		S	923	6,000
USG Energy Gas Producer Holdings, LLC	Reimbursement of Employee Expenses		S	146	5,309
USG Energy Gas Producer Holdings, LLC	General Counsel and Environmental Services		S	146	3,891
USG Energy Gas Producer Holdings, LLC	Allocation of Vendor Charges from Affiliate		P	232	1,687
USG Energy Gas Producer Holdings, LLC	Human Resources Services		S	146	1,192
USG Energy Gas Producer Holdings, LLC	Allocation of Temporary Labor Management Fee		S	146	268
USG Energy Gas Producer Holdings, LLC	Allocation of Vendor Charges to Affiliate		S	Various	238
USG Energy Gas Producer Holdings, LLC	Allocation of Telecommunication Costs		S	Various	57
USG Energy Gas Producer Holdings, LLC	Allocation of Contractor Expenses from Affiliate		P	232	16
USG Midstream Holdings, LLC	Allocation of Vendor Charges to Affiliate		S	146	10,454
USG Midstream Holdings, LLC	Allocation of Vendor Charges to Affiliate		S	101, 107	49
USG Midstream Holdings, LLC	Allocation of Vendor Charges to Affiliate		S	910	5
USG Midstream Holdings, LLC	Allocation of Vendor Charges to Affiliate		S	Various	1
USG Properties Barnett II, LLC	Allocation of Vendor Charges to Affiliate		S	923	295
USG Properties Barnett II, LLC	Allocation of Vendor Charges to Affiliate		S	921	126
USG Properties Barnett II, LLC	Allocation of Vendor Charges to Affiliate		S	101, 107	70
USG Properties Barnett II, LLC	Allocation of Vendor Charges to Affiliate		S	910	7
USG Properties Barnett II, LLC	Allocation of Vendor Charges to Affiliate		S	Various	1
USG Properties Haynesville, LLC	General Counsel and Environmental Services		S	146	91
Usource, L.L.C.	General Counsel and Environmental Services		S	146	37,124
Usource, L.L.C.	Accounting & Finance Services		S	146	24,478
Usource, L.L.C.	Human Resources Services		S	146	24,246
Usource, L.L.C.	Allocation of Vendor Charges to Affiliate		S	146	22,206
Usource, L.L.C.	Information Technology Services		S	146	19,383
Usource, L.L.C.	Allocation of Vendor Charges to Affiliate		S	921	3,707

ANALYSIS OF DIVERSIFICATION ACTIVITY
Summary of Affiliated Transfers and Cost Allocations

FLORIDA POWER & LIGHT COMPANY
For the Year Ended December 31, 2024

Name of Affiliate (a)	Type of Service and/or Name of Product (b)	Relevant Contract or Agreement and Effective Date (c)	Charge for Year		
			"P" or "S" (d)	Account Number (e)	Dollar Amount (f)
Usource, L.L.C.	Allocation of Vendor Charges from Affiliate		P	232	2,905
Usource, L.L.C.	Allocation of Vendor Charges to Affiliate		S	101, 107	399
Usource, L.L.C.	Allocation of Vendor Charges to Affiliate		S	910	40
Usource, L.L.C.	Allocation of Vendor Charges to Affiliate		S	Various	8
Vanguard Energy Services, LLC	Information Technology Services		S	146	23,567
Vanguard Energy Services, LLC	General Counsel and Environmental Services		S	146	3,910
Vanguard Energy Services, LLC	Corporate Real Estate Services		S	935	1,727
Vanguard Energy Services, LLC	Allocation of Vendor Charges to Affiliate		S	921	738
Vanguard Energy Services, LLC	Allocation of Vendor Charges to Affiliate		S	101, 107	123
Vanguard Energy Services, LLC	Allocation of Vendor Charges to Affiliate		S	910	12
Vanguard Energy Services, LLC	Allocation of Vendor Charges to Affiliate		S	Various	2
Vansycle II Wind, LLC	Engineering Construction and Integrated Supply Chain Services		S	146	2,452
Vansycle II Wind, LLC	Central Lab Services		S	549	767
Vansycle II Wind, LLC	Central Lab Services		S	506	450
Vansycle II Wind, LLC	Allocation of Vendor Charges to Affiliate		S	923	295
Vansycle II Wind, LLC	Allocation of Vendor Charges to Affiliate		S	101, 107	49
Vansycle II Wind, LLC	Allocation of Vendor Charges to Affiliate		S	910	5
Vansycle II Wind, LLC	Allocation of Vendor Charges to Affiliate		S	Various	1
Vasco Winds, LLC	Allocation of Telecommunication Costs		S	146	1,456
Vasco Winds, LLC	Central Lab Services		S	549	588
Vasco Winds, LLC	Allocation of Telecommunication Costs		P	921	69
Waco Solar, LLC	Power Generation Services		S	146	57,951
Waco Solar, LLC	Allocation of Vendor Charges to Affiliate		S	146	50,695
Waco Solar, LLC	Allocation of Vendor Charges to Affiliate		S	921	848
Waco Solar, LLC	Allocation of Temporary Labor Management Fee		S	146	716
Waco Solar, LLC	Central Lab Services		S	549	300
Waco Solar, LLC	Allocation of Vendor Charges to Affiliate		S	923	200
Wadley Solar, LLC	Engineering Construction and Integrated Supply Chain Services		S	146	94,054
Wadley Solar, LLC	Power Generation Services		S	146	30,355
Wadley Solar, LLC	Allocation of Vendor Charges to Affiliate		S	146	22,734
Wadley Solar, LLC	Allocation of Vendor Charges to Affiliate		S	921	506
Wadley Solar, LLC	Allocation of Temporary Labor Management Fee		S	146	435
Wadley Solar, LLC	Allocation of Vendor Charges to Affiliate		S	926	302
Wadley Solar, LLC	Information Technology Services		S	146	264
Wadley Solar, LLC	Allocation of Telecommunication Costs		S	146	188
Wadley Solar, LLC	Allocation of Vendor Charges to Affiliate		S	101, 107	84
Wadley Solar, LLC	Allocation of Vendor Charges to Affiliate		S	910	8
Walleye Wind, LLC	Central Lab Services		S	549	1,705
Walleye Wind, LLC	Allocation of Vendor Charges to Affiliate		S	146	1,070
Walleye Wind, LLC	Central Lab Services		S	506	1,001

ANALYSIS OF DIVERSIFICATION ACTIVITY
Summary of Affiliated Transfers and Cost Allocations

FLORIDA POWER & LIGHT COMPANY
For the Year Ended December 31, 2024

Name of Affiliate (a)	Type of Service and/or Name of Product (b)	Relevant Contract or Agreement and Effective Date (c)	Charge for Year		
			"P" or "S" (d)	Account Number (e)	Dollar Amount (f)
Walleye Wind, LLC	General Counsel and Environmental Services		S	146	774
Walleye Wind, LLC	Human Resources Services		S	146	194
Walleye Wind, LLC	Allocation of Vendor Charges to Affiliate		S	921	117
Walleye Wind, LLC	Information Technology Services		S	146	90
Walleye Wind, LLC	Allocation of Telecommunication Costs		S	146	59
Walleye Wind, LLC	Allocation of Vendor Charges to Affiliate		S	Various	2
Washington County Solar, LLC	Engineering Construction and Integrated Supply Chain Services		S	146	50,600
Washington County Solar, LLC	Power Generation Services		S	146	20,476
Washington County Solar, LLC	Reimbursement of Employee Expenses		S	146	11,925
Washington County Solar, LLC	Allocation of Vendor Charges to Affiliate		S	146	5,113
Washington County Solar, LLC	Allocation of Vendor Charges to Affiliate		S	926	863
Washington County Solar, LLC	Allocation of Telecommunication Costs		S	146	263
Washington County Solar, LLC	Central Lab Services		S	506	150
Washington County Solar, LLC	Allocation of Vendor Credit from Affiliate		P	232	(5,053)
Watkins Glen Solar Energy Center, LLC	Engineering Construction and Integrated Supply Chain Services		S	146	7,432
Watkins Glen Solar Energy Center, LLC	Information Technology Services		S	923	200
Weatherford Wind, LLC	Allocation of Vendor Charges to Affiliate		S	146	31,057
Weatherford Wind, LLC	Allocation of Telecommunication Costs		S	146	24,920
Weatherford Wind, LLC	Power Generation Services		S	146	6,857
Weatherford Wind, LLC	Central Lab Services		S	549	2,386
Weatherford Wind, LLC	Reimbursement of Employee Expenses		S	921	1,900
Weatherford Wind, LLC	Central Lab Services		S	506	1,401
Weatherford Wind, LLC	Allocation of Telecommunication Costs		P	234	821
Weatherford Wind, LLC	Allocation of Telecommunication Costs		P	921	15
Wessington Springs Wind, LLC	General Counsel and Environmental Services		S	146	18,251
Wessington Springs Wind, LLC	Central Lab Services		S	549	1,322
Wheatridge East Wind, LLC	Engineering Construction and Integrated Supply Chain Services		S	146	41,200
Wheatridge East Wind, LLC	Reimbursement of Employee Expenses		S	146	5,305
Wheatridge East Wind, LLC	General Counsel and Environmental Services		S	146	2,655
Wheatridge Solar Energy Center, LLC	Allocation of Telecommunication Costs		S	146	895
Wheatridge Solar Energy Center, LLC	Allocation of Vendor Charges to Affiliate		S	146	720
Wheatridge Wind II, LLC	Central Lab Services		S	506	880
Wheatridge Wind II, LLC	Allocation of Vendor Charges to Affiliate		S	923	295
Wheatridge Wind II, LLC	Allocation of Vendor Charges to Affiliate		S	Various	1
White Mesa Wind, LLC	Allocation of Telecommunication Costs		S	146	2,893
White Mesa Wind, LLC	Human Resources Services		S	146	1,856
White Mesa Wind, LLC	Information Technology Services		S	146	311
White Mesa Wind, LLC	Central Lab Services		S	549	300
White Mesa Wind, LLC	Allocation of Vendor Charges to Affiliate		S	101, 107	98
White Mesa Wind, LLC	Allocation of Telecommunication Costs		P	921	73

ANALYSIS OF DIVERSIFICATION ACTIVITY
Summary of Affiliated Transfers and Cost Allocations

FLORIDA POWER & LIGHT COMPANY
For the Year Ended December 31, 2024

Name of Affiliate (a)	Type of Service and/or Name of Product (b)	Relevant Contract or Agreement and Effective Date (c)	Charge for Year		
			"P" or "S" (d)	Account Number (e)	Dollar Amount (f)
White Mesa Wind, LLC	Allocation of Vendor Charges to Affiliate		S	910	10
White Oak Energy LLC	Power Generation Services		S	146	2,718
White Oak Energy LLC	Allocation of Vendor Charges to Affiliate		S	923	1,476
White Oak Energy LLC	Allocation of Vendor Charges to Affiliate		S	101, 107	245
White Oak Energy LLC	Human Resources Services		S	146	132
White Oak Energy LLC	Allocation of Vendor Charges to Affiliate		S	910	25
White Oak Energy LLC	Allocation of Vendor Charges to Affiliate		S	Various	5
White Oak Solar, LLC	Allocation of Telecommunication Costs		S	146	1,569
White Oak Solar, LLC	Allocation of Vendor Charges to Affiliate		S	146	240
White Oak Solar, LLC	Power Delivery Services		S	146	188
White Oak Solar, LLC	Allocation of Telecommunication Costs		P	921	95
White Oak Solar, LLC	Central Lab Services		S	506	88
White Pine Solar, LLC	Allocation of Vendor Charges to Affiliate		S	923	295
White Pine Solar, LLC	Central Lab Services		S	549	150
White Pine Solar, LLC	Central Lab Services		S	506	88
White Pine Solar, LLC	Allocation of Vendor Charges to Affiliate		S	101, 107	49
White Pine Solar, LLC	Allocation of Vendor Charges to Affiliate		S	910	5
White Pine Solar, LLC	Allocation of Vendor Charges to Affiliate		S	Various	1
Wild Plains Wind Project	Engineering Construction and Integrated Supply Chain Services		S	146	38,612
Wild Plains Wind Project	Allocation of Vendor Charges to Affiliate		S	101, 107	1,165
Wild Plains Wind Project	Central Lab Services		S	549	1,023
Wild Plains Wind Project	Information Technology Services		S	146	462
Wild Plains Wind Project	Allocation of Vendor Charges to Affiliate		S	923	295
Wild Plains Wind Project	Allocation of Telecommunication Costs		S	146	28
Wild Plains Wind Project	Allocation of Vendor Charges to Affiliate		S	910	5
Wild Plains Wind Project	Allocation of Vendor Charges to Affiliate		S	Various	1
Wildcat Ranch Wind Project, LLC	Central Lab Services		S	549	300
Wildcat Ranch Wind Project, LLC	Central Lab Services		S	506	176
Wildwood Solar, LLC	Allocation of Vendor Charges to Affiliate		S	146	2,438
Wildwood Solar, LLC	General Counsel and Environmental Services		S	146	2,065
Wildwood Solar, LLC	Engineering Construction and Integrated Supply Chain Services		S	146	1,182
Wildwood Solar, LLC	Allocation of Vendor Charges to Affiliate		S	926	77
Wilmot Energy Center, LLC	Engineering Construction and Integrated Supply Chain Services		S	146	5,668
Wilmot Energy Center, LLC	Allocation of Telecommunication Costs		S	146	1,806
Wilmot Energy Center, LLC	Central Lab Services		S	549	450
Wilton Wind Energy I, LLC	Central Lab Services		S	549	701
Wilton Wind Energy I, LLC	Allocation of Vendor Charges to Affiliate		S	923	590
Wilton Wind Energy I, LLC	Central Lab Services		S	506	412
Wilton Wind Energy I, LLC	Human Resources Services		S	146	194
Wilton Wind Energy I, LLC	Allocation of Vendor Charges to Affiliate		S	101, 107	98

*ANALYSIS OF DIVERSIFICATION ACTIVITY
Summary of Affiliated Transfers and Cost Allocations*

FLORIDA POWER & LIGHT COMPANY
For the Year Ended December 31, 2024

Name of Affiliate (a)	Type of Service and/or Name of Product (b)	Relevant Contract or Agreement and Effective Date (c)	Charge for Year		
			"P" or "S" (d)	Account Number (e)	Dollar Amount (f)
Wilton Wind Energy II, LLC	Central Lab Services		S	506	589
Windstar Energy, LLC	Allocation of Vendor Charges to Affiliate		S	921	6,000
Windstar Energy, LLC	Sale of Asset/Inventory		S	421	2,000
Windstar Energy, LLC	Allocation of Vendor Charges to Affiliate		S	923	1,335
Windstar Energy, LLC	Central Lab Services		S	549	600
Windstar Energy, LLC	Human Resources Services		S	146	535
Windstar Energy, LLC	Information Technology Services		S	146	492
Windstar Energy, LLC	Central Lab Services		S	506	352
Windstar Energy, LLC	Information Technology Services		S	923	200
Windstar Energy, LLC	Allocation of Vendor Charges to Affiliate		S	101, 107	147
Windstar Energy, LLC	Allocation of Vendor Charges to Affiliate		S	910	15
Windstar Energy, LLC	Allocation of Vendor Charges to Affiliate		S	Various	3
Wolf Ridge Wind Energy, LLC	Central Lab Services		S	549	2,137
Wolf Ridge Wind Energy, LLC	Allocation of Telecommunication Costs		S	146	1,749
Wolf Ridge Wind Energy, LLC	Central Lab Services		S	506	1,255
Wolf Ridge Wind Energy, LLC	Reimbursement of Employee Expenses		S	921	144
Wolf Ridge Wind Energy, LLC	Allocation of Telecommunication Costs		P	921	87
Woodward Mountain Wind, LLC	Central Lab Services		S	549	2,157
Woodward Mountain Wind, LLC	General Counsel and Environmental Services		S	146	2,069
Woodward Mountain Wind, LLC	Central Lab Services		S	506	1,267
Woodward Mountain Wind, LLC	Allocation of Telecommunication Costs		P	921	115
Woodward Mountain Wind, LLC	Allocation of Telecommunication Costs		P	101, 107	37
Woodward Mountain Wind, LLC	Allocation of Telecommunication Costs		P	Various	1
WPP 1993 Holdings, LLC	Allocation of Telecommunication Costs		S	146	1,623
WPP 1993 Holdings, LLC	Allocation of Vendor Charges to Affiliate		S	923	590
WPP 1993 Holdings, LLC	Power Generation Services		S	146	564
WPP 1993 Holdings, LLC	Central Lab Services		S	549	518
WPP 1993 Holdings, LLC	Allocation of Vendor Charges to Affiliate		S	101, 107	98
WPP 1993 Holdings, LLC	Allocation of Vendor Charges to Affiliate		S	910	10
WPP 1993 Holdings, LLC	Allocation of Vendor Charges to Affiliate		S	Various	2
Yellow Pine Solar II, LLC	Allocation of Vendor Charges to Affiliate		S	146	84,081
Yellow Pine Solar II, LLC	Engineering Construction and Integrated Supply Chain Services		S	146	60,884
Yellow Pine Solar II, LLC	Information Technology Services		S	146	28,353
Yellow Pine Solar II, LLC	Allocation of Vendor Charges to Affiliate		S	101, 107	22,054
Yellow Pine Solar II, LLC	Customer Service Support		S	146	4,407
Yellow Pine Solar II, LLC	Allocation of Temporary Labor Management Fee		S	146	1,140
Yellow Pine Solar II, LLC	Reimbursement of Employee Expenses		S	146	1,104
Yellow Pine Solar II, LLC	Power Generation Services		S	146	323
Yellow Pine Solar II, LLC	Allocation of Vendor Charges to Affiliate		S	926	292
Yellow Pine Solar II, LLC	Allocation of Vendor Charges to Affiliate		S	923	200

ANALYSIS OF DIVERSIFICATION ACTIVITY
Summary of Affiliated Transfers and Cost Allocations

FLORIDA POWER & LIGHT COMPANY
For the Year Ended December 31, 2024

Name of Affiliate (a)	Type of Service and/or Name of Product (b)	Relevant Contract or Agreement and Effective Date (c)	Charge for Year		
			"P" or "S" (d)	Account Number (e)	Dollar Amount (f)
Yellow Pine Solar II, LLC	Allocation of Vendor Credit from Affiliate		P	232	(5,053)
Yellow Pine Solar, LLC	Allocation of Vendor Charges to Affiliate		S	101, 107	33,094
Yellow Pine Solar, LLC	Allocation of Telecommunication Costs		S	146	748
Yellow Pine Solar, LLC	Central Lab Services		S	549	710
Yellow Pine Solar, LLC	Reimbursement of Employee Expenses		S	146	214
Yellow Pine Solar, LLC	Allocation of Vendor Credit from Affiliate		P	232	175
Yellow Pine Solar, LLC	Allocation of Telecommunication Costs		P	234	31
Young Wind, LLC	Central Lab Services		S	549	9,471
Young Wind, LLC	Central Lab Services		S	506	5,562
Young Wind, LLC	Allocation of Vendor Charges to Affiliate		S	146	511
Young Wind, LLC	Allocation of Vendor Charges to Affiliate		S	923	295
Young Wind, LLC	Allocation of Telecommunication Costs		S	146	22
Young Wind, LLC	Allocation of Vendor Charges to Affiliate		S	910	5

Footnotes and General Comments:

Note 1: Services provided by FPL primarily include accounting, financial, consulting, human resources systems and programs, education and training, land management, legal, payroll, management and administrative, computer services, printing and duplicating, physical facilities, software maintenance and license fees.

Note 2: Services direct charged to affiliates are recorded in FERC account 146 (Accounts Receivable from Associated Companies) as the FERC account offset to the 146 account is not separately identifiable. Activity shown in any FERC account other than 146 represents the 146 offset on FPL books.

Note 3: Column (c) Relevant Contract or Agreement and Effective Date - all activity between FPL and its affiliates is in accordance with FPL's Cost Allocation Manual (CAM)

Note 4: Column (c) Relevant Contract or Agreement and Effective Date - all activity between FPL and LoneStar Transmission LLC is governed by a Corporate Services Agreement dated 5/15/2003, which is in accordance with FPL's Cost Allocation Manual (CAM)

Note 5: Column (c) Relevant Contract or Agreement and Effective Date - all activity between FPL and Trans Bay Cable LLC is governed by a Corporate Services Agreement dated 10/30/2020, which is in accordance with FPL's Cost Allocation Manual (CAM)

Note 6: Column (c) Relevant Contract or Agreement and Effective Date - all activity between FPL and NextEra Energy Transmission New York Inc is governed by a Corporate Services Agreement dated 10/30/2021, which is in accordance with FPL's Cost Allocation Manual (CAM)

Note 7: Column (c) Relevant Contract or Agreement and Effective Date - all activity between FPL and NextEra Energy Transmission Southwest LLC is governed by a Corporate Services Agreement dated 1/5/2021, which is in accordance with FPL's Cost Allocation Manual (CAM)

General Comments:

Items exclude payments of cash collected on behalf of Affiliates.

Analysis of Diversification Activity Assets or Rights Purchased from or Sold to Affiliates Attachment No. 1 of 1 Page 446 of 468							
Florida Power & Light Company For the Period Ended December 31, 2024							
Provide a summary of affiliated transactions involving asset transfers or the right to use assets.							
Name of Affiliate	Description of Asset or Right	Cost/Orig. Cost	Accumulated Depreciation	Net Book Value	Fair Market Value	Purchase or Sales Price	Title Passed Yes/No
<u>Purchases/Transfers from Affiliates:</u>							
Blythe Solar III, LLC	CABLE:FIBER OPTIC,30X30X30	485		485	389	389	Yes
Dodge Flat Solar, LLC	SWITCHGEAR:MV 38KV	35,455		35,455	30,397	30,397	Yes
FPL Energy Wyman IV LLC	TRANSDUCER:CONTROL VALVE	51		51	1,750	51	Yes
FPL ENERGY WYMAN, LLC	VALVE:RELIEF,1" INLET X 1" OUTLET	51		51	275	51	Yes
FRP Columbia County Solar, LLC	85 MVA 241.5KV	1,219,000		1,219,000	1,835,000	1,219,000	Yes
FRP Gilchrist County Solar, LLC	85MVA 241.5KV	1,219,000		1,219,000	1,835,000	1,219,000	Yes
FRP Tupelo Solar, LLC	85MVA241.5KV	965,000		965,000	1,835,000	965,000	Yes
NextCity Networks LLC	Conduits - Segment 11	805,750		805,750	839,830	805,750	Yes
NextCity Networks LLC	Conduits - Treasure Coast	541,829		541,829	707,874	541,829	Yes
NextCity Networks LLC	Conduits - Segment 12	709,913		709,913	736,258	709,913	Yes
NextCity Networks LLC	Conduits - Segment 6-3	200,875		200,875	217,709	200,875	Yes
NextCity Networks LLC	Conduit System - Glades Road	774,855		774,855	751,704	751,704	Yes
NextEra Energy Constructors, LLC	HYUNDAI 2022 SH GSU #19	1,972,251		1,972,251	2,950,000	1,972,251	Yes
NextEra Energy Constructors, LLC	HYUNDAI 2022 SH GSU #2	1,972,251		1,972,251	3,080,496	1,972,251	Yes
NextEra Energy Constructors, LLC	HYUNDAI 2022 SH GSU #4	2,335,000		2,335,000	3,080,496	2,335,000	Yes
NextEra Energy Constructors, LLC	HYUNDAI 2022 SH GSU #7	1,889,531		1,889,531	2,770,433	1,889,531	Yes
NextEra Energy Constructors, LLC	HYUNDAI 2022 SH GSU #2	1,835,000		1,835,000	3,080,496	1,835,000	Yes
NextEra Energy Constructors, LLC	SGS 2022 SH GSU #6	1,835,000		1,835,000	2,950,000	1,835,000	Yes
NextEra Energy Constructors, LLC	SGS 2022 SH GSU #4	1,835,000		1,835,000	2,950,000	1,835,000	Yes
NextEra Energy Constructors, LLC	SGS 2022 SH GSU #8	1,835,000		1,835,000	2,950,000	1,835,000	Yes
NextEra Energy Constructors, LLC	SGS 2022 SH GSU #7	1,835,000		1,835,000	2,950,000	1,835,000	Yes
NextEra Energy Constructors, LLC	TSM-DEG1 SC.20	5,486,259		5,486,259	6,863,400	5,486,259	Yes
NextEra Energy Constructors, LLC	HYUNDAI 2022 SH GSU #25	1,972,251		1,972,251	2,950,000	1,972,251	Yes
NextEra Energy Constructors, LLC	SGB 2022 SH GSU #3	1,835,000		1,835,000	2,950,000	1,835,000	Yes
NextEra Energy Constructors, LLC	SGB 2022 SH GSU #1	1,835,000		1,835,000	2,950,000	1,835,000	Yes
NextEra Energy Constructors, LLC	Holopaw GSU PO 2000483822	1,835,000		1,835,000	2,950,000	1,835,000	Yes
NextEra Energy Constructors, LLC	Fox Trail GSU PO 2000478989	1,972,251		1,972,251	2,950,000	1,972,251	Yes
NextEra Energy Constructors, LLC	Tenmile Creek GSU PO 2000483828	1,835,000		1,835,000	2,950,000	1,835,000	Yes
NextEra Energy Constructors, LLC	Green Pasture GSU PO 2000509062	1,972,251		1,972,251	2,950,000	1,972,251	Yes
NextEra Energy Constructors, LLC	SGB 2022 SH GSU #11	1,835,000		1,835,000	2,950,000	1,835,000	Yes
NextEra Energy Constructors, LLC	SGB 2022 SH GSU #9	1,835,000		1,835,000	2,950,000	1,835,000	Yes
NextEra Energy Constructors, LLC	Hyundai 2022 SH GSU #40	1,972,251		1,972,251	2,950,000	1,972,251	Yes
NextEra Energy Constructors, LLC	50 SGB 2022 SH GSU #12	1,835,000		1,835,000	2,950,000	1,835,000	Yes
NextEra Energy Constructors, LLC	MODULES - TSM-DEG15HC.20	226,800		226,800	226,800	226,800	Yes

Analysis of Diversification Activity Assets or Rights Purchased from or Sold to Affiliates								Attachment No. 1 of 1 Page 447 of 468
Florida Power & Light Company For the Period Ended December 31, 2024								
Provide a summary of affiliated transactions involving asset transfers or the right to use assets.								
Name of Affiliate	Description of Asset or Right	Cost/Orig. Cost	Accumulated Depreciation	Net Book Value	Fair Market Value	Purchase or Sales Price	Title Passed Yes/No	
NextEra Energy Constructors, LLC	MODULES - TSM-DEG15HC.20 395W	69,678		69,678	69,678	69,678	Yes	
NextEra Energy Constructors, LLC	MODULES - TSM-DEG15HC.20 400W	110,880		110,880	110,880	110,880	Yes	
NextEra Energy Constructors, LLC	NDG-P-BYD-655-31-ZH PV MODULE	57,057		57,057	57,057	57,057	Yes	
NextEra Energy Constructors, LLC	NDG-P-BYD-655-31-ZH PV MODULE	45,646		45,646	45,646	45,646	Yes	
NextEra Energy Duane Arnold, LLC	PDA CID 1732462-2 RELAY	51		51	217	51	Yes	
NextEra Energy Duane Arnold, LLC	PDA CID 172469-4 GASKET	51		51	2,636	51	Yes	
NextEra Energy Point Beach, LLC	CID 9032988-1 DETECTOR ASS.	3,556		3,556	3,762	3,556	Yes	
NextEra Energy Point Beach, LLC	PB CID 9118900-4, FILTER	274		274	200	200	Yes	
NextEra Energy Point Beach, LLC	PB CID 1501598-3, VALVE	1,278		1,278	1,405	1,278	Yes	
NextEra Energy Point Beach, LLC	PB CID 1851972-3 CIRCUIT CARD	2,855		2,855	6,275	2,855	Yes	
NextEra Energy Point Beach, LLC	PB CID 1001045-1 BUSHING	1,074		1,074	21,043	1,074	Yes	
NextEra Energy Point Beach, LLC	PB CID 1843501-1 BLOCK	23,716		23,716	20,430	20,430	Yes	
NextEra Energy Point Beach, LLC	PB CID 9032083-1 TRIM ASSEMBLY	7,003		7,003	52,753	7,003	Yes	
NextEra Energy Point Beach, LLC	PB CID 416265-4, PLUG	1,440		1,440	3,000	1,440	Yes	
NextEra Energy Point Beach, LLC	PB CID 1004847-3 POWER SUPPLY	11,032		11,032	24,457	11,032	Yes	
NextEra Energy Point Beach, LLC	PB CID 1001751-1 CABLE	385		385	748	385	Yes	
NextEra Energy Point Beach, LLC	PB CID 6544718-1 ASSEMBLY	17,962		17,962	16,170	16,170	Yes	
NextEra Energy Point Beach, LLC	PB CID 6555337-4, TERMINAL	120		120	65	65	Yes	
NextEra Energy Point Beach, LLC	PB CID _9153957-4, SLEEVE	522		522	8,080	522	Yes	
NextEra Energy Point Beach, LLC	PB CID 9032102-1, KIT	597		597	1,222	597	Yes	
NextEra Energy Point Beach, LLC	PB CID 25185-3, HEATSINK	4,404		4,404	5,104	4,404	Yes	
NextEra Energy Point Beach, LLC	PB CID 9033318-1, FUSE	153		153	230	153	Yes	
NextEra Energy Point Beach, LLC	PB CID 1512536-4, SWITCH	509		509	624	509	Yes	
NextEra Energy Point Beach, LLC	PB CID 6556227 -1, GASKET	421		421	2,423	421	Yes	
NextEra Energy Seabrook Station, LLC	SEA CID 434453-2, GREASE	148		148	219	148	Yes	
NextEra Energy Seabrook Station, LLC	SEA CID 23386-4 GASKET	140		140	80	80	Yes	
NextEra Energy Seabrook Station, LLC	SEA CID 49624-1 ROD	1,685		1,685	9,280	1,685	Yes	
NextEra Energy Seabrook Station, LLC	SEA CID 22225-4 POWER SUPPLY	3,083		3,083	6,785	3,083	Yes	
NextEra Energy Seabrook Station, LLC	SEA CID 441817-4, GASKET	52		52	3	3	Yes	
NextEra Energy Seabrook Station, LLC	SEA CID 12884-1, MOTOR	51		51	0	0	Yes	
NextEra Energy Seabrook Station, LLC	SEA CID 415176-4, MOTOR	365		365	704	365	Yes	
NextEra Energy Seabrook Station, LLC	SEA-PSL CID 60346-1, RELAY	1,789		1,789	2,364	1,789	Yes	
NextEra Energy Seabrook Station, LLC	SEA CID 78066-1, VALVE	4,970		4,970	5,764	4,970	Yes	
NextEra Energy Seabrook Station, LLC	SEA CID 415551-1, PLATE	1,116		1,116	2,347	1,116	Yes	
NextEra Energy Seabrook Station, LLC	SEA CID 194361-4 WASHER	494		494	515	494	Yes	
NextEra Energy Seabrook Station, LLC	SEA CID 41537-1 MODULE	2,585		2,585	74,970	2,585	Yes	

Analysis of Diversification Activity Assets or Rights Purchased from or Sold to Affiliates Attachment No. 1 of 1 Page 448 of 468							
Florida Power & Light Company For the Period Ended December 31, 2024							
Provide a summary of affiliated transactions involving asset transfers or the right to use assets.							
Name of Affiliate	Description of Asset or Right	Cost/Orig. Cost	Accumulated Depreciation	Net Book Value	Fair Market Value	Purchase or Sales Price	Title Passed Yes/No
NextEra Energy Seabrook Station, LLC	SEA CID 74795-4, TUBING	442		442	874	442	Yes
NextEra Energy Seabrook Station, LLC	SEA CID 1850209-2, SWITCH	70		70	14	14	Yes
NextEra Energy Seabrook Station, LLC	SEA CID 82071-1 BUSHING	280		280	5,180	280	Yes
NextEra Energy Seabrook Station, LLC	SEA CID 1665918-4, BOLT	738		738	673	673	Yes
NextEra Energy Seabrook Station, LLC	SEA CID 1864609-3, CAMERA	179,360		179,360	194,596	179,360	Yes
NextEra Energy Seabrook Station, LLC	SEA CID 428961-4 FLOUR	807		807	1,456	807	Yes
NextEra Energy Seabrook Station, LLC	SEA CID 25990-1 CAGE	13,371		13,371	24,346	13,371	Yes
NextEra Energy Seabrook Station, LLC	SEA CID 51822-1, BARRIER	407		407	460	407	Yes
NextEra Energy Seabrook Station, LLC	SEA CID 26751-1, SWITCH	13,268		13,268	78,809	13,268	Yes
NextEra Energy Seabrook Station, LLC	SEA CID 78066-1, DIAPHRAGM	4,960		4,960	6,576	4,960	Yes
NextEra Energy Seabrook Station, LLC	SEA CID 449797-1, VALVE	913		913	1,245	913	Yes
NextEra Energy Seabrook Station, LLC	SEA CID 441987-4, COVER	226		226	231	226	Yes
NextEra Energy Seabrook Station, LLC	SEA CID 442666-4, THERMOSTAT	58		58	16	16	Yes
NextEra Energy Seabrook Station, LLC	SEA CID 17233-4, DISC	1,540		1,540	3,388	1,540	Yes
NextEra Energy Seabrook Station, LLC	SEA CID 17255-4, BEARING	697		697	1,503	697	Yes
NextEra Energy Seabrook Station, LLC	SEA CID 25590-4, CAPACITOR	246		246	436	246	Yes
NextEra Energy Seabrook Station, LLC	SEA CID 12847-1, TRANSFORMER	518		518	1,045	518	Yes
NextEra Energy Seabrook Station, LLC	SEA CID 82300-2, FUSE	79		79	63	63	Yes
NextEra Energy Seabrook Station, LLC	SEA CID 442665-4, BELT	108		108	187	108	Yes
NextEra Energy Seabrook Station, LLC	SEA CID 10504-4, COUPLING	53		53	59	53	Yes
NextEra Energy Seabrook Station, LLC	SEA CID 49827-1 NUT	608		608	1,246	608	Yes
Oleander Power Project LP, LLC	ACCUMULATOR; TYPE: HYDRAULIC;	1,447		1,447	1,250	1,250	Yes
Oleander Power Project LP, LLC	SWITCH, PRESSURE; TYPE: ADJUSTABLE;	606		606	3,162	606	Yes
Oleander Power Project LP, LLC	SILENCER; TYPE: AIR COMPRESSOR;	880		880	2,700	880	Yes
						50,828,132	

Analysis of Diversification Activity Assets or Rights Purchased from or Sold to Affiliates Florida Power & Light Company For the Period Ended December 31, 2024								Attachment No. 1 of 1 Page 449 of 468
Provide a summary of affiliated transactions involving asset transfers or the right to use assets.								
Name of Affiliate	Description of Asset or Right	Cost/Orig. Cost	Accumulated Depreciation	Net Book Value	Fair Market Value	Purchase or Sales Price	Title Passed Yes/No	
Sales to Affiliates								
Anticline Wind Holdings, LLC	METERING UNIT, KOTEF245.ER,TYPE 1	117,057		117,057	104,850	117,057	Yes	
Cedar Springs Wind IV, LLC	METERING UNIT KOTEF245.ER,TYPE 1	117,057		117,057	104,850	117,057	Yes	
Cool Springs Solar, LLC	UNIT:SC-UP POWER SC-ST1512.1D	46,843		46,843	41,790	46,843	Yes	
Decatur Solar Energy Center, LLC	FUSE:4A,690VAC,AR 10X38	64		64	30	64	Yes	
Decatur Solar Energy Center, LLC	FUSE:NH3L FUSE 400A,1500VDC	55		55	16	55	Yes	
Decatur Solar Energy Center, LLC	KIT:FAN,120MM YAH1 238S2 (78)	82		82	60	82	Yes	
Decatur Solar Energy Center, LLC	POWER SUPPLY:24VDC-9VOC, 10W	240		240	186	240	Yes	
Decatur Solar Energy Center, LLC	FIL TER:FIL TER; RFI DC FREESUN,INVERTER	256		256	210	256	Yes	
Decatur Solar Energy Center, LLC	FUSE:30A,600VAC AM 10X38 MM,BUSS	66		66	30	66	Yes	
Decatur Solar Energy Center, LLC	POWER SUPPL Y:BASE MAXGUARD AMG FIM-C	462		462	376	462	Yes	
Decatur Solar Energy Center, LLC	POWER SUPPLY:PROTEC 12A, 24VDC,	166		166	140	166	Yes	
Decatur Solar Energy Center, LLC	RELAY :TIMER,RELAY TIMER 1 6A 230VAC	74		74	59	74	Yes	
Decatur Solar Energy Center, LLC	RESISTOR:RECTIFIER; 3PH BRIDGE 1 800V	86		86	42	86	Yes	
Decatur Solar Energy Center, LLC	RESISTOR:SURGE PROTECTOR DC 1500 1 5KA 41	683		683	576	683	Yes	
Decatur Solar Energy Center, LLC	SW:ETHERNET 1 0 / 1 00 8 PUERTOS	311		311	254	311	Yes	
Decatur Solar Energy Center, LLC	BKR:INTERRUPTOR / SECC. 3200A DC	15,684		15,684	12,340	15,684	Yes	
Decatur Solar Energy Center, LLC	INDUCTOR:INDUCTANCE 3F 146UH 146UH	31,474		31,474	28,300	31,474	Yes	
Decatur Solar Energy Center, LLC	KIT:CABLE,FOR HEM	2,905		2,905	2,724	2,905	Yes	
Decatur Solar Energy Center, LLC	BOARD:CIRCUIT,DISCHARGE BOARD RESISTOR L	100		100	98	100	Yes	
Decatur Solar Energy Center, LLC	BOARD:CONTROL CARD DU HEM 1 500	5,958		5,958	5,168	5,958	Yes	
Decatur Solar Energy Center, LLC	RESISTOR:TRANSDUCER; HAX 500-5	57		57	46	57	Yes	
Decatur Solar Energy Center, LLC	BOARD:POWER SUPPLY SELECTOR HEM	3,174		3,174	2,800	3,174	Yes	
Decatur Solar Energy Center, LLC	BOARD:SNUBBER INVERTER P22G (3 LEVELS)	9,919		9,919	8,928	9,919	Yes	
Decatur Solar Energy Center, LLC	BOARD:SURGE RESISTOR 1500VDC	1,193		1,193	752	1,193	Yes	
Decatur Solar Energy Center, LLC	CARD:BUS BALANCE 1 500V	430		430	408	430	Yes	
Decatur Solar Energy Center, LLC	CONTACTOR:1 50A, 3P, 24VDC, 2A2B, MC-150A	595		595	502	595	Yes	
Decatur Solar Energy Center, LLC	CONTACTOR:1P, 24VDC, 1AOB, 1500VDC	1,113		1,113	1,008	1,113	Yes	
Decatur Solar Energy Center, LLC	CONTACTOR:3P, 225A, 24VDC, 2A2B, MC-225A	1,591		1,591	540	1,591	Yes	
Decatur Solar Energy Center, LLC	CONTACTOR:400A 24VDC, OAOB, 1000V NC	1,368		1,368	1,368	1,368	Yes	
Decatur Solar Energy Center, LLC	CONTACTOR:ACC,SUP VARISTOR+RC	34		34	18	34	Yes	
Decatur Solar Energy Center, LLC	CONTACTOR:CONTACTOR 22A 3P 24VDC 1A1 B MC	119		119	96	119	Yes	
Decatur Solar Energy Center, LLC	CONTROL:MV CONTROL BOARD HEM; E980CA	7,473		7,473	6,510	7,473	Yes	
Decatur Solar Energy Center, LLC	D1SCONNECT:MANUAL,4+4P; 1500V; 400A	568		568	1,062	1,062	Yes	
Decatur Solar Energy Center, LLC	FILTER:AIR,CYCLONE 0332 3000M3/H; L391 6	2,066		2,066	1,816	2,066	Yes	
Decatur Solar Energy Center, LLC	FUSE:355A 1 500VDC QPV NH3 COOPER	3,322		3,322	3,322	3,322	Yes	

Analysis of Diversification Activity Assets or Rights Purchased from or Sold to Affiliates								Attachment No. 1 of 1 Page 450 of 468
Florida Power & Light Company For the Period Ended December 31, 2024								
Provide a summary of affiliated transactions involving asset transfers or the right to use assets.								
Name of Affiliate	Description of Asset or Right	Cost/Orig. Cost	Accumulated Depreciation	Net Book Value	Fair Market Value	Purchase or Sales Price	Title Passed Yes/No	
Decatur Solar Energy Center, LLC	FUSE:35A, 690VAC, BOKA, NHO00	31		31	18	31	Yes	
Decatur Solar Energy Center, LLC	FUSE:400A 1500VDC,GPV,NH3L,BUSSMAN	968		968	845	968	Yes	
Decatur Solar Energy Center, LLC	ARRESTOR:SURGE,AC, T.2 , 1P,1000V	1,114		1,114	600	1,114	Yes	
DG NY CS Timelight 2023, LLC	ARR,SURGE,132KV, STA, X HI STR, POLY	15,238		15,238	12,714	15,238	Yes	
FPL Energy Vansycle L.L.C.	CONNECTOR:SHEAR BOLT,350 • 750 KCMIL	4,629		4,629	3,598	4,629	Yes	
FRP Gilchrist County Solar, LLC	DE,OPGW,PREF,0.602"D1A,ADJ.18"	3,698		3,698	3,221	3,698	Yes	
FRP Gilchrist County Solar, LLC	WIRE:OPGW,96 SINGLE MODE OPTICAL FIBERS	23,514		23,514	17,143	23,514	Yes	
GridLiance High Plains LLC	WWW-INTRP:138KV,2KA,1PH,S&C SERIES	16,730		16,730	14,035	16,730	Yes	
GridLiance High Plains LLC	BSH,HV,S,69KV,400/1200A,72" CREEP	11,608		11,608	11,608	11,608	Yes	
Mobility Energy Holdings, LLC	TX:PD,3PH,12KV,2500KVA,277/480V,LP	448,112		448,112	502,439	502,439	Yes	
Mobility Energy Holdings, LLC	TX:PD,3PH, 12KV,300KV A,277 /480V, LP	15,047		15,047	13,241	15,047	Yes	
Mobility Energy Holdings, LLC	PD:CNC,FNDN,3PH TX 500KVA,60"X 80"X	448		448	253	448	Yes	
NextCity Networks LLC	GRAYBAR FIBER MATERIAL	129,994		129,994	129,994	129,994	Yes	
NextEra Energy Constructors, LLC	PVMODULES	1,525,200		1,525,200	1,525,200	1,525,200	Yes	
NextEra Energy Duane Arnold, LLC	PTN CID 1865899-2, RELAY	1,223		1,223	4,104	4,104	Yes	
NextEra Energy Duane Arnold, LLC	PTN CID 337634-2, RELAY	2,408		2,408	1,203	2,408	Yes	
NextEra Energy Point Beach, LLC	PSL CID 1773129-4, STEEL REINFORCEMENT	171		171	269	269	Yes	
NextEra Energy Point Beach, LLC	PSL CID 318010-3 SLEEVE	308		308	425	425	Yes	
NextEra Energy Point Beach, LLC	PTN CID 311124-1 HOSE	746		746	465	746	Yes	
NextEra Energy Point Beach, LLC	PTN CID 1858639-1 ANCHOR	66		66	448	448	Yes	
NextEra Energy Point Beach, LLC	PSL CID 754713-4 ASSEMBLY	2,452		2,452	150	2,452	Yes	
NextEra Energy Point Beach, LLC	PTN CID 1301266-4 FILTER	350		350	671	671	Yes	
NextEra Energy Point Beach, LLC	PTN CID 1670709-4 ASSEMBLY	1,112		1,112	1,464	1,464	Yes	
NextEra Energy Point Beach, LLC	PTN CID 323828-4 SCREW	51		51	1	51	Yes	
NextEra Energy Point Beach, LLC	PTN CID 93371-3 SWITCH	363		363	278	363	Yes	
NextEra Energy Point Beach, LLC	PSL-PB CID 318600-4 WASHER	368		368	294	368	Yes	
NextEra Energy Point Beach, LLC	PSL CID 318010-3 SLEEVE	308		308	425	425	Yes	
NextEra Energy Point Beach, LLC	PSL CID 233943-4, LINER	7,983		7,983	7,636	7,983	Yes	
NextEra Energy Point Beach, LLC	PSL CID 318010-3 SLEEVE	308		308	425	425	Yes	
NextEra Energy Point Beach, LLC	PTN CID 162512-1 SPRING	20,360		20,360	29,925	29,925	Yes	
NextEra Energy Point Beach, LLC	PTN CID 1665423-1 SCREW	79		79	597	597	Yes	
NextEra Energy Point Beach, LLC	PSL CID 310679-3 GASKET.	63		63	27	63	Yes	
NextEra Energy Point Beach, LLC	PSL CID 12813168-4, PUSHBUTTON	520		520	420	520	Yes	
NextEra Energy Point Beach, LLC	PTN CID 343042-4, RESISTOR	140		140	87	140	Yes	
NextEra Energy Point Beach, LLC	PTN CID 376721-1, CAPICITOR	352		352	107	352	Yes	
NextEra Energy Point Beach, LLC	PTN CID 1715144-2 CAPACITOR	109		109	40	109	Yes	
NextEra Energy Resources	GLASSES, SAFETY, OVER THE GLASSES,	32		32	30	32	Yes	

Analysis of Diversification Activity Assets or Rights Purchased from or Sold to Affiliates								Attachment No. 1 of 1 Page 451 of 468
Florida Power & Light Company For the Period Ended December 31, 2024								
Provide a summary of affiliated transactions involving asset transfers or the right to use assets.								
Name of Affiliate	Description of Asset or Right	Cost/Orig. Cost	Accumulated Depreciation	Net Book Value	Fair Market Value	Purchase or Sales Price	Title Passed Yes/No	
NextEra Energy Resources	HEADGEAR, TOPGUARD, WHITE CAP	326		326	277	326	Yes	
NextEra Energy Resources	GLASSES SAFETY SMOKE LENS	36		36	18	36	Yes	
NextEra Energy Seabrook Station, LLC	PSL CID 345444-1, TRANSISTOR	67		67	37	67	Yes	
NextEra Energy Seabrook Station, LLC	PSL CID 1833338-4 MONITOR	576		576	1,176	1,176	Yes	
NextEra Energy Seabrook Station, LLC	PTN CID 93161-1 POWER SUPPLY	27,773		27,773	68,900	68,900	Yes	
NextEra Energy Seabrook Station, LLC	PSL CID 219013-2 TAPE	252		252	291	291	Yes	
NextEra Energy Seabrook Station, LLC	PSL CID 345387-3 TRANSISTOR	67		67	38	67	Yes	
NextEra Energy Seabrook Station, LLC	PTN CID 404827-3, TRANSISTOR	203		203	126	203	Yes	
NextEra Energy Seabrook Station, LLC	PSL CID 1706282-3, DISK	397		397	775	775	Yes	
NextEra Energy Seabrook Station, LLC	PSL CID 168286-2 BREAKER	353		353	324	353	Yes	
NextEra Energy Seabrook Station, LLC	PTN CID 338945-1 KIT	1,913		1,913	950	1,913	Yes	
NextEra Energy Seabrook Station, LLC	PSL CID 442664-4, FILTER	255		255	137	255	Yes	
NextEra Energy Seabrook Station, LLC	PTN CID 367622-4 HEATER	118		118	151	151	Yes	
NextEra Energy Seabrook Station, LLC	PSL CID 226300-4 RESISTOR	42		42	0	42	Yes	
NextEra Energy Seabrook Station, LLC	PTN CID 349987-4 FUSE	100		100	123	123	Yes	
NextEra Energy Seabrook Station, LLC	RELAY; TYPE: N/A; ELECTRICAL RATING	130		130	419	419	Yes	
NextEra Energy Seabrook Station, LLC	PSL CID 367608-2 HEATER	103		103	73	103	Yes	
NextEra Energy Seabrook Station, LLC	PTN CID 341318-4 SWITCH	682		682	1,491	1,491	Yes	
NextEra Energy Seabrook Station, LLC	PTN CID 340515-3 VALVE	407		407	796	796	Yes	
NextEra Energy Seabrook Station, LLC	PSL CID 22903-2, GREASE	81		81	53	81	Yes	
NextEra Energy Seabrook Station, LLC	PSL CID 176004-2 HEATSINK	1,391		1,391	24,007	24,007	Yes	
NextEra Energy Seabrook Station, LLC	PTN CID 336920-4 BELT	62		62	19	62	Yes	
NextEra Energy Seabrook Station, LLC	MOTOR	1,629		1,629	1,028	1,629	Yes	
NextEra Energy Seabrook Station, LLC	PSL CID 1695980-4, ASSEMBLY	4,503		4,503	4,926	4,926	Yes	
NextEra Energy Seabrook Station, LLC	PSL CID 345191-1 RELAY	9,331		9,331	13,291	13,291	Yes	
NextEra Energy Seabrook Station, LLC	PTN CID 363304-2 TERMINAL	407		407	770	770	Yes	
NextEra Energy Seabrook Station, LLC	PTN CID 346513-1 CABLE	16,842		16,842	37,643	37,643	Yes	
NextEra Energy Seabrook Station, LLC	PTN CID 383045-3, PROBE	2,301		2,301	2,850	2,850	Yes	
NextEra Energy Seabrook Station, LLC	PSL CID 219013-4, TAPE	163		163	98	163	Yes	
NextEra Energy Seabrook Station, LLC	PSL CID 9030778-2, TERMINAL	315		315	32	315	Yes	
NextEra Energy Seabrook Station, LLC	PSL CID 219013-2, TAPE	334		334	204	334	Yes	
NextEra Energy Seabrook Station, LLC	PTN CID 350330-1, STEEL	402		402	1,460	1,460	Yes	
NextEra Energy Seabrook Station, LLC	PSL CID 102420-2, COUPLING	527		527	953	953	Yes	
NextEra Energy Seabrook Station, LLC	PSL CID 377455-4, DIAPHRAGM	367		367	476	476	Yes	
NextEra Energy Seabrook Station, LLC	PSL CID 1680133-4, O-RING	126		126	74	126	Yes	
NextEra Energy Seabrook Station, LLC	PSL CID 375939-1, GEAR	826		826	2,366	2,366	Yes	
NextEra Energy Seabrook Station, LLC	PSL CID 1718043-3, POWER SUPPLY	1,289		1,289	2,771	2,771	Yes	
NextEra Energy Seabrook Station, LLC	PSL CID 313113-1, STUD	301		301	1,192	1,192	Yes	

Analysis of Diversification Activity Assets or Rights Purchased from or Sold to Affiliates Florida Power & Light Company For the Period Ended December 31, 2024								Attachment No. 1 of 1 Page 452 of 468
Provide a summary of affiliated transactions involving asset transfers or the right to use assets.								
Name of Affiliate	Description of Asset or Right	Cost/Orig. Cost	Accumulated Depreciation	Net Book Value	Fair Market Value	Purchase or Sales Price	Title Passed Yes/No	
NextEra Energy Seabrook Station, LLC	PSL CID 313215-1, NUT	163		163	308	308	Yes	
NextEra Energy Seabrook Station, LLC	PSL CID 300187-4, CONDUIT	838		838	741	838	Yes	
NextEra Energy Seabrook Station, LLC	PSL CID 100850-2, ASSEMBLY	16,300		16,300	11,032	16,300	Yes	
NextEra Energy Seabrook Station, LLC	PTN CID 373127-4, CAPACITOR	601		601	1,232	1,232	Yes	
NextEra Energy Seabrook Station, LLC	PSL CID 316222-1, ADAPTER	226		226	393	393	Yes	
NextEra Energy Seabrook Station, LLC	GASKET	63		63	150	150	Yes	
NextEra Energy Seabrook Station, LLC	PSL CID 92147-2, MODULE	1,324		1,324	2,848	2,848	Yes	
NextEra Energy Seabrook Station, LLC	PSL CID 331367-4, WASHER	57		57	33	57	Yes	
Ocean Energy Holdings, LLC	WWW-TX,IN,POT,1 75/300:1 ,34.SKV	10,481		10,481	8,670	10,481	Yes	
Pioneer Hutt Wind Energy LLC	WIRE:BARE,4/0,CU,19 STR	5,030		5,030	9,370	9,370	Yes	
Pioneer Hutt Wind Energy LLC	WWW-TXFMR,SSVT 100KVA,138KV,60HZ	87,390		87,390	90,950	90,950	Yes	
Sky Ranch Solar, LLC	BKR,CRCT,DEAD TANK, 3000A, 145 KV, 40KA	112,245		112,245	100,411	112,245	Yes	
Stanton Clean Energy, LLC	PUMP:OIL,MAIN LUBE VCRE	19,406		19,406	56,539	56,539	Yes	
Windstar Energy, LLC	METERING UNIT KOTEF245.ER,TYPE 1	148,327		148,327	139,800	148,327	Yes	
						3,301,074		

Florida Power & Light Company
For the Year Ended December 31, 2024

List Employees earning more than \$30,000 annually transferred from/to the utility from/to an affiliate company.

<u>Employee</u>	<u>Company Transferred from</u>	<u>Company Transferred to</u>	<u>Old Job Assignment</u>	<u>New Job Assignment</u>	<u>Transfer Permanent or Temporary and Duration</u>
10082592	Florida City Gas	Florida Power & Light Company	Operations Director - Gas Infrastructure	Emergency Preparedness, Director Rotatio	Permanent
10082591	Florida City Gas	Florida Power & Light Company	Field Specialist II	Administrative Technician	Permanent
10093273	Florida City Gas	Florida Power & Light Company	Energy Conservation Coordinator	Dispatcher Clerk Early	Permanent
80078	Florida City Gas	Florida Power & Light Company	Principal Programmer Analyst	IT Technology Leader	Permanent
10092911	Florida City Gas	Florida Power & Light Company	Engineering Leader	PGD Central Maintenance Manager	Permanent
10094307	Florida City Gas	Florida Power & Light Company	Associate Engineer	PGD Maintenance Specialist	Permanent
10082607	Florida City Gas	Florida Power & Light Company	Sr Inventory Services Specialist	Sr Inventory Services Specialist	Permanent
43106	Florida City Gas	Florida Power & Light Company	Sr Resolution Technician- FCG	Assoc Investigator Revenue Protection	Permanent
10092794	Florida City Gas	Florida Power & Light Company	Pipeline Integrity Analyst	Business Analyst II	Permanent
30619	Florida City Gas	Florida Power & Light Company	Accounting Technician - NextEra	BPO Technician	Permanent
10095367	Florida City Gas	Florida Power & Light Company	Associate Business Analyst	Assoc Regulatory Affairs Analyst	Permanent
10082727	Florida City Gas	Florida Power & Light Company	Sr Regulatory Affairs Analyst	Business Analyst I - PD	Permanent
10083842	Florida City Gas	Florida Power & Light Company	Engineer II	Engineer II - Dsbn	Permanent
10082731	Florida City Gas	Florida Power & Light Company	Sr Manager Reliability Standards & Compl	Senior Mgr Reliability Standards & Compl	Permanent
22164	Florida City Gas	Florida Power & Light Company	Manager Retail Operations	Manager of GCS Change & Project Manageme	Permanent
22163	Florida City Gas	Florida Power & Light Company	Operations Manager - Gas Infrastructure	Operations Manager - T/S	Permanent
10082509	Florida City Gas	Florida Power & Light Company	Senior Director Strategy & Business Deve	Senior Director Fiber Development	Permanent
10089103	Florida Power & Light Company	FPL Energy Services, Inc	Associate Customer Account Specialist	Customer Account Specialist	Permanent
10091103	Florida Power & Light Company	NextEra Project Mgmt	Customer Response Specialist - Dist Gen	Project Manager Development	Permanent
10084154	Florida Power & Light Company	NextEra Project Mgmt	Lead HR Advisor	Lead HR Advisor	Permanent
10089079	Florida Power & Light Company	NextEra Project Mgmt	Sr Accountant	Principal Financial Analyst	Permanent
10089289	Florida Power & Light Company	NextEra Project Mgmt	N Engineer Senior	Principal Engineer	Permanent
10091181	Florida Power & Light Company	NextEra Energy Resources, LLC	Sr. Director, Corp Development & Strateg	Sr Director Strategic Initiatives	Permanent
43139	Florida Power & Light Company	NextEra Energy Resources, LLC	VP Corporate Real Estate	VP Pricing & Analytics	Permanent
10095642	Florida Power & Light Company	NextEra Energy Resources, LLC	Assoc Recruiting & Placement Spec	Assoc Recruiting & Placement Spec	Permanent
77880	Florida Power & Light Company	NextEra Operating Srvs	Inventory Services Specialist	Sr PGD Business Services Tech NextEra	Permanent
10092376	Florida Power & Light Company	NextEra Energy Resources, LLC	Sourcing Specialist II	Business Analyst II	Permanent
10083123	Florida Power & Light Company	NextEra Energy Resources, LLC	Associate Environmental Specialist	Sourcing Specialist I	Permanent
10093235	Florida Power & Light Company	NextEra Project Mgmt	IT Business Systems Analyst	Sr. Application Specialist	Permanent
10093201	Florida Power & Light Company	NextEra Energy Resources, LLC	Senior Community & Content Strategist	Senior Digital Experience Strategist	Permanent
79822	Florida Power & Light Company	NextEra Project Mgmt	Sr Communications Strategist	Senior Regulatory Affairs Analyst, Strat	Permanent
80985	Florida Power & Light Company	NextEra Energy Resources, LLC	Engineer I - T/S	Sr Engineer - T/S	Permanent
10096370	Florida Power & Light Company	NextEra Energy Resources, LLC	Sr Recruiting & Placement Specialist	Sr Recruiting & Placement Specialist	Permanent
27832	Florida Power & Light Company	NextEra Energy Resources, LLC	Sr Business Analyst	Sr Strategic Projects Consultant	Permanent
41522	Florida Power & Light Company	NextEra Energy Resources, LLC	Principal PGD Engineer	Principal Engineer	Permanent
10092063	Florida Power & Light Company	NextEra Energy Resources, LLC	Senior IT Programmer Analyst	Senior IT Programmer Analyst	Permanent
79884	Florida Power & Light Company	NextEra Operating Srvs	Regional Manager II	Regional Manager II	Permanent
75427	Florida Power & Light Company	NextEra Project Mgmt	Principal IT Business Intelligence Analy	IT Technology Leader	Permanent
25173	Florida Power & Light Company	NextEra Energy Resources, LLC	N Engineer Principal	Senior Project Manager Development	Permanent
33619	Florida Power & Light Company	NextEra Energy Resources, LLC	Regional Manager II	PGD Technical Services Manager	Permanent
12810	Florida Power & Light Company	NextEra Project Mgmt	Manager Payments	Project Director Development	Permanent
10094615	Florida Power & Light Company	NextEra Energy Resources, LLC	Digital Experience Specialist	Digital Experience Specialist	Permanent
80822	Florida Power & Light Company	NextEra Energy Resources, LLC	Administrative Technician	Administrative Technician	Permanent
80660	Florida Power & Light Company	NextEra Energy Resources, LLC	Leader, Digital Execution	Leader, Digital Execution	Permanent
10083126	Florida Power & Light Company	NextEra Energy, Inc.	VP Marketing & Communications	VP Marketing & Communications	Permanent
10097124	Florida Power & Light Company	NextEra Energy Resources, LLC	Associate Accounting Technician	Associate Accounting Technician	Permanent
10092525	Florida Power & Light Company	NextEra Energy Resources, LLC	Recruiting & Placement Specialist II	Sr Event Planner	Permanent
10092948	Florida Power & Light Company	NextEra Energy Marketing, LLC	Financial Analyst I	Credit Analyst - Energy Mktg	Permanent
10082012	Florida Power & Light Company	NextEra Energy Seabrook, LLC	Engineer II - T/S	N Engineer II	Permanent
10092406	Florida Power & Light Company	NextEra Energy Resources, LLC	IT Business Systems Analyst	Senior Compliance Analyst	Permanent

<u>Employee</u>	<u>Company Transferred from</u>	<u>Company Transferred to</u>	<u>Old Job Assignment</u>	<u>New Job Assignment</u>	<u>Transfer</u> <u>Permanent or</u> <u>Temporary and</u> <u>Duration</u>
10093083	Florida Power & Light Company	NextEra Energy Resources, LLC	Senior Budget Analyst	Sourcing Specialist I	Permanent
10092446	Florida Power & Light Company	NextEra Operating Srvs	Meter Elect A	Field Operations HV Technician II	Permanent
43028	Florida Power & Light Company	NextEra Energy Resources, LLC	Business Analyst II	PGD Sr. Business Analyst	Permanent
10089357	Florida Power & Light Company	NextEra Energy Resources, LLC	Sourcing Specialist I	Senior Sourcing Specialist	Permanent
10092699	Florida Power & Light Company	NextEra Project Mgmt	Sr HR Advisor	Sr HR Advisor	Permanent
81159	Florida Power & Light Company	NextEra Energy Resources, LLC	Senior IT Business Systems Analyst	Senior Scrum Master	Permanent
11668	Florida Power & Light Company	NextEra Project Mgmt	Production Lead - Dsbn	High Voltage Field Manager	Permanent
10085063	Florida Power & Light Company	NextEra Transmission, LLC	Lead Development Technology Specialist	Principal Transmission Analyst	Permanent
76527	Florida Power & Light Company	NextEra Analytics Inc	NEXTStep Rotation Program	Lead Product Marketing Strategist	Permanent
26698	Florida Power & Light Company	NextEra Energy Resources, LLC	Sr Accountant	Principal Corporate Finance Analyst	Permanent
26619	Florida Power & Light Company	NextEra Project Mgmt	Sr Project Manager - E&C	Sr Project Manager - E&C	Permanent
10084015	Florida Power & Light Company	NextEra Transmission, LLC	Area Manager - T/S	Sr Manager - Strategic Initiatives	Permanent
21250	Florida Power & Light Company	NextEra Transmission, LLC	Principal IT Project Manager	Director Regulatory Affairs	Permanent
22163	Florida Power & Light Company	Florida City Gas	Area Manager - Dsbn	Operations Manager - Gas Infrastructure	Permanent
27461	Florida Power & Light Company	NextEra Point Beach	N Work Mgt Supervisor	N Maintenance Section Supervisor	Permanent
77620	Florida Power & Light Company	NextEra Operating Srvs	Director, DSM, Revenue & Rate Strategy	Senior Director of CWE and Analytics	Permanent
10094408	Florida Power & Light Company	NextEra Project Mgmt	Assoc Recruiting & Placement Spec	Assoc Recruiting & Placement Spec	Permanent
10094832	Florida Power & Light Company	FPL Energy Services, Inc	Associate Business Analyst	Associate Business Analyst	Permanent
10090517	Florida Power & Light Company	NextEra Energy Resources, LLC	Associate Tax Analyst	Business Analyst II	Permanent
80396	Florida Power & Light Company	NextEra Energy Resources, LLC	IT Business Systems Analyst	Business Analyst I	Permanent
10089679	Florida Power & Light Company	NextEra Energy Resources, LLC	Engineer II - T/S	PGD Engineer	Permanent
10086620	Florida Power & Light Company	NextEra Project Mgmt	Engineer I	Project Manager Development	Permanent
73199	Florida Power & Light Company	NextEra Energy Resources, LLC	Sr Accountant	Sr Accountant	Permanent
10081773	Florida Power & Light Company	NextEra Transmission, LLC	Engineer I - T/S	Senior Project Manager Development	Permanent
76213	Florida Power & Light Company	NextEra Project Mgmt	NEXTStep Rotation Program	Lead Product Manager	Permanent
10082397	Florida Power & Light Company	NextEra Project Mgmt	IT Technology Leader	Manager of Customer Experience	Permanent
43240	Florida Power & Light Company	NextEra Energy Resources, LLC	Director Development	Director Development	Permanent
73930	Florida Power & Light Company	NextEra Energy Resources, LLC	Director Distribution Control Center	Sr Director Sourcing & Pricing Analytics	Permanent
81215	Florida Power & Light Company	NextEra Energy Resources, LLC	Customer Experience Specialist	Senior Customer Experience Specialist	Permanent
10088394	Florida Power & Light Company	FPL Energy Services, Inc	Business Analyst I	Business Analyst I	Permanent
79672	Florida Power & Light Company	NextEra Project Mgmt	Recruiting & Placement Specialist I	Sr Land Services Representative	Permanent
10086453	Florida Power & Light Company	NextEra Energy Resources, LLC	Senior IT Business Intelligence Analyst	Senior IT Business Intelligence Analyst	Permanent
10090119	Florida Power & Light Company	FPL Project Management LLC	Senior IT Programmer Analyst	Senior IT Programmer Analyst	Permanent
23346	Florida Power & Light Company	NextEra Project Mgmt	Agile Leader	Lead Customer Experience Specialist	Permanent
42488	Florida Power & Light Company	NextEra Project Mgmt	PGD Sr Central Maintenance Planner	Sr PGD Maintenance Specialist	Permanent
76820	Florida Power & Light Company	FPL Project Management LLC	Environmental Services Project Manager	Environmental Services Project Manager	Permanent
10095235	Florida Power & Light Company	NextEra Energy Resources, LLC	Principal PGD Engineer	Principal PGD Engineer	Permanent
10086577	Florida Power & Light Company	NextEra Energy Marketing, LLC	Principal Data Scientist	Lead Quantitative Analyst	Permanent
81599	Florida Power & Light Company	FPL Project Management LLC	Principal PGD Engineer	Principal PGD Engineer	Permanent
22177	Florida Power & Light Company	Gridliance Management LLC	NEXTStep Rotation Program	Project Director Development	Permanent
22164	Florida Power & Light Company	Florida City Gas	Equipment Reliability Center Manager	Manager Retail Operations	Permanent
35554	Florida Power & Light Company	NextEra Energy Resources, LLC	Principal Attorney	Principal Attorney	Permanent
10089972	Florida Power & Light Company	FPL Project Management LLC	IT Master Architect	IT Master Architect	Permanent
81614	Florida Power & Light Company	NextEra Energy Resources, LLC	Director Investor Relations	Exec Director, NextEra Investments	Permanent
19201	Florida Power & Light Company	FPL Energy Services, Inc	Lead Account Specialist	Rotational Assignment - FPL (NE)	Permanent
74975	Florida Power & Light Company	NextEra Project Mgmt	Sr Engineer - T/S	Project Manager - E&C	Permanent
10096350	Florida Power & Light Company	NextEra Energy Resources, LLC	PGD Business Services Manager	PGD Business Services Manager	Permanent
73522	Florida Power & Light Company	NextEra Point Beach	N Engineering Manager	N Engineering Manager	Permanent
10090757	Florida Power & Light Company	FPL Energy Services, Inc	Customer Account Specialist	Rotational Assignment - FPL (NE)	Permanent
10090903	Florida Power & Light Company	NextEra Project Mgmt	Associate PGD Technical Srvs Spec	PGD Technical Services Specialist	Permanent
31157	Florida Power & Light Company	NextEra Project Mgmt	Supervisor Customer Care Operations	Supervisor Customer Care - Gexa	Permanent
10097593	Florida Power & Light Company	Florida City Gas	Senior Product Marketing Strategist	Senior Product Marketing Strategist	Permanent
77221	Florida Power & Light Company	NextEra Project Mgmt	Sr PGD Engineer	Sr PGD Engineer	Permanent
10087703	Florida Power & Light Company	NextEra Energy Resources, LLC	Sr Corp Finance Analyst	Principal Accountant	Permanent
78458	Florida Power & Light Company	NextEra Project Mgmt	Production Lead - Dsbn	Lead Project Manager	Permanent

<u>Employee</u>	<u>Company Transferred from</u>	<u>Company Transferred to</u>	<u>Old Job Assignment</u>	<u>New Job Assignment</u>	<u>Transfer Permanent or Temporary and Duration</u>
29315	Florida Power & Light Company	NextEra Energy Seabrook, LLC	N Project Manager	N Work Week Coordinator	Permanent
12685	Florida Power & Light Company	NextEra Energy Resources, LLC	Senior IT Network Engineer	Principal IT Network Engineer	Permanent
42986	Florida Power & Light Company	NextEra Operating Svcs	Production Manager I	Production Manager I	Permanent
20459	Florida Power & Light Company	FPL Energy Services, Inc	Principal IT Architect	IT Technology Manager	Permanent
79090	Florida Power & Light Company	NextEra Energy Resources, LLC	Mgr of Finance	Director Business Management	Permanent
10091286	Florida Power & Light Company	NextEra Energy, Inc.	VP of Environmental Services	VP Environmental Services	Permanent
10097712	Florida Power & Light Company	NextEra Energy Resources, LLC	Recruiting Coordinator	Administrative Technician	Permanent
10095659	Florida Power & Light Company	NextEra Energy Resources, LLC	Assoc Recruiting & Placement Spec	Assoc Recruiting & Placement Spec	Permanent
10087654	Florida Power & Light Company	NextEra Energy Resources, LLC	Sr. Knowledge Management Specialist	Corp Finance Analyst I	Permanent
10092645	Florida Power & Light Company	NextEra Energy Resources, LLC	Customer Advisor I	Sourcing Specialist I	Permanent
77543	Florida Power & Light Company	NextEra Energy Resources, LLC	Sr Engineer - T/S	Sr Engineer	Permanent
80538	Florida Power & Light Company	NextEra Energy Resources, LLC	Sr Strategic Projects Consultant	Associate Investments	Permanent
10093944	Florida Power & Light Company	NextEra Energy Resources, LLC	Principal Financial Analyst	Principal Financial Analyst	Permanent
28817	Florida Power & Light Company	NextEra Project Mgmt	Principal PGD Engineer	PGD Operations Manager	Permanent
23598	Florida Power & Light Company	NextEra Analytics Inc	Senior Director, Customer Innovation & E	Executive Director of Engineering and Te	Permanent
24935	Florida Power & Light Company	NextEra Energy, Inc.	Sr Director Employee Benefits	VP Internal Audit	Permanent
10094279	Florida Power & Light Company	NextEra Energy Resources, LLC	College Engineering Student	Returning Summer College Intern	Permanent
10087136	Florida Power & Light Company	NextEra Energy Resources, LLC	Associate Environmental Specialist	Project Management Consultant - E&C	Permanent
10094820	Florida Power & Light Company	NextEra Energy Marketing, LLC	Assoc Regulatory Affairs Analyst	Trading Risk Analyst	Permanent
18502	Florida Power & Light Company	Lone Star Transmission, LLC	Consumer Issues Analyst	Sr Business Analyst	Permanent
10089244	Florida Power & Light Company	NextEra Energy Resources, LLC	Assoc Engineer - Dsbn	Project Estimator I	Permanent
10089557	Florida Power & Light Company	NextEra Energy Resources, LLC	Engineer II - T/S	Project Manager Development	Permanent
77132	Florida Power & Light Company	NextEra Energy Resources, LLC	Sr PGD Maintenance Specialist	Senior Project Manager	Permanent
74204	Florida Power & Light Company	NextEra Project Mgmt	PGD Sr. Business Analyst	PGD Principal Business Analyst	Permanent
10089422	Florida Power & Light Company	NextEra Project Mgmt	Sr HR Advisor	Leader, HR Business Advisors - NEER Corp	Permanent
10089635	Florida Power & Light Company	NextEra Project Mgmt	Principal Accountant	Lead Financial Reporting Analyst	Permanent
41904	Florida Power & Light Company	NextEra Transmission, LLC	Principal Business Analyst	Senior Business Manager	Permanent
79957	Florida Power & Light Company	NextEra Energy Resources, LLC	PGD Principal Technical Svcs Spec	Senior Business Manager	Permanent
25925	Florida Power & Light Company	NextEra Operating Svcs	Sr PGD Central Maintenance Specialist	PGD Central Maintenance Leader	Permanent
74988	Florida Power & Light Company	NextEra Energy Resources, LLC	Quality Project Manager - Lead	Lead Project Manager	Permanent
78811	Florida Power & Light Company	NextEra Energy Resources, LLC	Project Director Development	Strategy & Sales Operations Manager	Permanent
10095331	Florida Power & Light Company	NextEra Energy Resources, LLC	Associate Chemist Central Lab	Associate Chemist Central Lab	Permanent
10098071	Florida Power & Light Company	NextEra Energy Resources, LLC	Recruiting Coordinator	Administrative Technician	Permanent
10094246	Florida Power & Light Company	NextEra Energy Resources, LLC	Recruiting & Placement Specialist II	Recruiting & Placement Specialist II	Permanent
79404	Florida Power & Light Company	FPL Project Management LLC	Payroll Analyst II	Payroll Analyst II	Permanent
10087109	Florida Power & Light Company	NextEra Energy Resources, LLC	Associate PGD Engineer	Associate PGD Engineer	Permanent
10097364	Florida Power & Light Company	NextEra Energy Resources, LLC	Digital Experience Specialist	Digital Experience Specialist	Permanent
10086950	Florida Power & Light Company	NextEra Energy Resources, LLC	PGD Engineer	Senior Project Manager	Permanent
10094484	Florida Power & Light Company	NextEra Energy Resources, LLC	Associate Data Scientist	Lead Project Manager	Permanent
76558	Florida Power & Light Company	NextEra Project Mgmt	Lead Communications Strategist	Lead Communications Strategist	Permanent
43106	Florida Power & Light Company	Florida City Gas	Assoc Investigator Revenue Protection	Sr Resolution Technician- FCG	Permanent
78892	Florida Power & Light Company	FPL Energy Services, Inc	Customer Account Specialist	Contract Specialist II - Dsbn	Permanent
78806	Florida Power & Light Company	NextEra Transmission, LLC	PGD Technical Services Specialist	Administrative Technician	Permanent
10093393	Florida Power & Light Company	NextEra Energy Resources, LLC	Recruiting & Placement Specialist II	Associate Project Manager Development	Permanent
79148	Florida Power & Light Company	NextEra Energy Resources, LLC	Engineer I - T/S	Project Management Consultant - E&C	Permanent
80459	Florida Power & Light Company	NextEra Project Mgmt	Engineer I -Dsbn	Sr Engineer	Permanent
10094796	Florida Power & Light Company	NextEra Energy Seabrook, LLC	N Engineer Senior	N Engineering Supervisor	Permanent
43746	Florida Power & Light Company	FPL Project Management LLC	Staff Engineer - T/S	Staff Engineer - T/S	Permanent
10086414	Florida Power & Light Company	NextEra Energy Resources, LLC	35 Mules Program Leader	Project Director Development	Permanent
18282	Florida Power & Light Company	NextEra Energy Seabrook, LLC	N Engineer Principal	N Engineering Supervisor	Permanent
10093857	Florida Power & Light Company	FPL Energy Services, Inc	Associate Customer Account Specialist	Rotational Assignment - FPL (NE)	Permanent
10088669	Florida Power & Light Company	NextEra Energy Resources, LLC	Lead HR Service Specialist	Process Specialist I	Permanent
16294	Florida Power & Light Company	FPL Energy Services, Inc	Principal IT Programmer Analyst	Principal IT Programmer Analyst	Permanent
79657	Florida Power & Light Company	NextEra Energy Resources, LLC	Principal PGD Safety Specialist	PGD Technical Services Leader	Permanent
10092625	Florida Power & Light Company	NextEra Transmission, LLC	Principal Compliance Analyst	Senior Project Manager Development	Permanent

<u>Employee</u>	<u>Company Transferred from</u>	<u>Company Transferred to</u>	<u>Old Job Assignment</u>	<u>New Job Assignment</u>	<u>Transfer Permanent or Temporary and Duration</u>
10087594	Florida Power & Light Company	NextEra Energy Resources, LLC	Senior Project Manager Development	Senior Manager Structuring	Permanent
73660	Florida Power & Light Company	NextEra Operating Svcs	PGD Central Maintenance Manager	Production Manager II	Permanent
78708	Florida Power & Light Company	NextEra Energy Resources, LLC	Agile Delivery Manager	IT Senior Manager	Permanent
10086965	Florida Power & Light Company	NextEra Energy Resources, LLC	IT Technology Director	Senior Compliance Director - NextEra	Permanent
10089352	Florida Power & Light Company	NextEra Energy Resources, LLC	IT Business Intelligence Analyst	Sr PGD Technical Services Specialist	Permanent
77307	Florida Power & Light Company	NextEra Energy Resources, LLC	Sr Engineer - T/S	Sr Engineer - T/S	Permanent
42790	Florida Power & Light Company	NextEra Energy Resources, LLC	PGD Technical Services Leader	PGD Technical Services Leader	Permanent
10095595	Florida Power & Light Company	NextEra Energy Pipeline Svcs	Sr PGD Engineer	Principal PGD Engineer	Permanent
10082424	Florida Power & Light Company	NextEra Energy Resources, LLC	Principal IT Business Systems Analyst	Agile Leader	Permanent
10087830	Florida Power & Light Company	NextEra Energy Resources, LLC	IT Technology Leader	IT Technology Leader	Permanent
12599	Florida Power & Light Company	FPL Energy Services, Inc	Project Manager - E&C	Project Manager - E&C	Permanent
10092258	Florida Power & Light Company	NextEra Energy Resources, LLC	Associate PGD Technical Svcs Spec	Sourcing Specialist II	Permanent
10095803	Florida Power & Light Company	NextEra Energy Resources, LLC	Assoc Recruiting & Placement Spec	Event Planner	Permanent
10091310	Florida Power & Light Company	NextEra Project Mgmt	Associate IT Programmer Analyst	IT Programmer Analyst	Permanent
10089565	Florida Power & Light Company	NextEra Project Mgmt	Engineer II - T/S	Project Management Consultant - E&C	Permanent
10087421	Florida Power & Light Company	NextEra Energy Resources, LLC	Financial Analyst I	Sr Business Analyst	Permanent
10089950	Florida Power & Light Company	FPL Project Management LLC	Senior IT Business Intelligence Analyst	Senior IT Business Intelligence Analyst	Permanent
10082206	Florida Power & Light Company	NextEra Energy Resources, LLC	Senior Compliance and Risk Analyst	Sr Business Management Analyst	Permanent
76609	Florida Power & Light Company	NextEra Energy Resources, LLC	Accounting Team Leader	Principal Accountant	Permanent
26351	Florida Power & Light Company	NextEra Energy Marketing, LLC	PGD Principal Business Analyst	Principal Business Analyst	Permanent
10083808	Florida Power & Light Company	NextEra Project Mgmt	Agile Leader	Agile Leader	Permanent
10088317	Florida Power & Light Company	FPL Project Management LLC	Sr Data Scientist	Sr Data Scientist	Permanent
77035	Florida Power & Light Company	NextEra Energy Resources, LLC	Investor Relations Manager	Manager Business Management	Permanent
32330	Florida Power & Light Company	NextEra Point Beach	Executive Director Organizational Effect	N Site VP - Point Beach Power Plant	Permanent
10088533	Florida Power & Light Company	NextEra Energy Resources, LLC	Associate IT Programmer Analyst	Business Analyst II	Permanent
10095953	Florida Power & Light Company	FPL Project Management LLC	Senior Digital Experience Strategist	Senior Digital Experience Strategist	Permanent
10089322	Florida Power & Light Company	NextEra Energy Resources, LLC	Rotational Assignment - Ignite Digital	IT Programmer Analyst	Permanent
10088003	Florida Power & Light Company	FPL Project Management LLC	Principal IT Architect	Principal IT Architect	Permanent
78121	Florida Power & Light Company	NextEra Transmission, LLC	Sr Director Accounting Operations	Controller - NEET	Permanent
10095911	Florida Power & Light Company	NextEra Energy Resources, LLC	Accounting Technician	Associate Business Analyst	Permanent
10096954	Florida Power & Light Company	FPL Project Management LLC	Digital Experience Specialist	Digital Experience Specialist	Permanent
76608	Florida Power & Light Company	NextEra Energy Resources, LLC	Executive Administrative Assistant	Executive Administrative Assistant	Permanent
10097827	Florida Power & Light Company	NextEra Energy Resources, LLC	Digital Experience Specialist	Digital Experience Specialist	Permanent
80639	Florida Power & Light Company	FPL Project Management LLC	Senior Digital Experience Strategist	Senior Digital Experience Strategist	Permanent
10090913	Florida Power & Light Company	NextEra Energy Resources, LLC	Sr PGD Technical Services Specialist	Senior IT Network Engineer	Permanent
10091287	Florida Power & Light Company	NextEra Energy Resources, LLC	N Project Manager Senior	PGD Central Maintenance Manager	Permanent
24505	Florida Power & Light Company	NextEra Energy Resources, LLC	VP Energy Marketing & Trading	VP Origination	Permanent
34051	Florida Power & Light Company	NextEra Project Mgmt	BPO Technician	Process Specialist III	Permanent
14586	Florida Power & Light Company	FPL Energy Services, Inc	IT Business Systems Analyst	Sr Business Analyst	Permanent
81095	Florida Power & Light Company	NextEra Energy Resources, LLC	Senior IT Network Engineer	Principal IT Network Engineer	Permanent
78667	Florida Power & Light Company	NextEra Energy Pipeline Svcs	Sr PGD Environmental Specialist	Sr PGD Environmental Specialist	Permanent
75500	Florida Power & Light Company	NextEra Energy Resources, LLC	Quality Project Manager - Lead	Mgr Process Improvement	Permanent
10099249	Florida Power & Light Company	NextEra Project Mgmt	Rotational Assignment - FPL	Rotational Assignment - FPL	Permanent
10099251	Florida Power & Light Company	NextEra Project Mgmt	Rotational Assignment - FPL	Rotational Assignment - FPL	Permanent
10091959	Florida Power & Light Company	NextEra Project Mgmt	Recruiting & Placement Specialist II	HR Advisor II	Permanent
35637	Florida Power & Light Company	NextEra Project Mgmt	PGD Business Analyst II	Project Estimator I	Permanent
10091919	Florida Power & Light Company	NextEra Energy Resources, LLC	Rotational Assignment - Ignite Digital	Senior IT Business Systems Analyst	Permanent
74981	Florida Power & Light Company	NextEra Energy Resources, LLC	Mgr Reliability Standards & Compliance	Mgr Corporate Security	Permanent
74058	Florida Power & Light Company	NextEra Project Mgmt	HR Ops Leader, Compliance	Lead Project Manager	Permanent
24480	Florida Power & Light Company	NextEra Energy Resources, LLC	Principal IT Architect	IT Technology Manager	Permanent
10094223	Florida Power & Light Company	NextEra Project Mgmt	Associate PGD Technical Svcs Spec	Associate PGD Technical Svcs Spec	Permanent
10093088	Florida Power & Light Company	NextEra Project Mgmt	Creative & Content Designer	Digital Marketing Specialist	Permanent
10096994	Florida Power & Light Company	NextEra Energy Resources, LLC	Senior Digital Experience Strategist	Senior Digital Experience Strategist	Permanent
75719	Florida Power & Light Company	NextEra Project Mgmt	Sr Resource Optimization Coordinator	Lead Project Manager Development	Permanent
10089019	Florida Power & Light Company	NextEra Energy Resources, LLC	Principal Financial Analyst	PGD Principal Business Analyst	Permanent

<u>Employee</u>	<u>Company Transferred from</u>	<u>Company Transferred to</u>	<u>Old Job Assignment</u>	<u>New Job Assignment</u>	<u>Transfer Permanent or Temporary and Duration</u>
43266	Florida Power & Light Company	NextEra Energy Resources, LLC	Principal Engineer - T/S	Manager Project Management T/S - Rotatio	Permanent
10093823	Florida Power & Light Company	NextEra Energy Resources, LLC	Principal Attorney	Principal Attorney	Permanent
23515	Florida Power & Light Company	NextEra Energy Resources, LLC	Agile Leader	Agile Delivery Manager	Permanent
10099408	Florida Power & Light Company	FPL Energy Services, Inc	Associate Customer Account Specialist	Associate Customer Account Specialist	Permanent
10099144	Florida Power & Light Company	FPL Energy Services, Inc	Associate Customer Account Specialist	Associate Customer Account Specialist	Permanent
10091278	Florida Power & Light Company	FPL Energy Services, Inc	Associate Customer Account Specialist	Associate Customer Account Specialist	Permanent
10090658	Florida Power & Light Company	FPL Energy Services, Inc	SurgeShield Coordinator	SurgeShield Coordinator	Permanent
78959	Florida Power & Light Company	FPL Energy Services, Inc	Customer Service Chat Specialist	Customer Service Chat Specialist	Permanent
10093856	Florida Power & Light Company	FPL Energy Services, Inc	Customer Account Specialist	Customer Account Specialist	Permanent
10087774	Florida Power & Light Company	FPL Energy Services, Inc	Customer Account Specialist	Customer Account Specialist	Permanent
33877	Florida Power & Light Company	FPL Energy Services, Inc	SurgeShield Coordinator	SurgeShield Coordinator	Permanent
10090379	Florida Power & Light Company	FPL Energy Services, Inc	Customer Account Specialist	Customer Account Specialist	Permanent
74210	Florida Power & Light Company	FPL Energy Services, Inc	Lead Customer Account Specialist	Lead Customer Account Specialist	Permanent
10082321	Florida Power & Light Company	FPL Energy Services, Inc	Lead Customer Account Specialist	Lead Customer Account Specialist	Permanent
10096966	Florida Power & Light Company	NextEra Energy Resources, LLC	Assoc Recruiting & Placement Spec	Assoc Recruiting & Placement Spec	Permanent
10094558	Florida Power & Light Company	NextEra Energy Resources, LLC	Administrative Technician	Executive Administrative Assistant	Permanent
10097694	Florida Power & Light Company	NextEra Energy Resources, LLC	Recruiting & Placement Specialist I	Recruiting & Placement Specialist I	Permanent
10093367	Florida Power & Light Company	NextEra Energy Resources, LLC	Assoc Engineer - DSBN	PGD Engineer	Permanent
10089651	Florida Power & Light Company	FPL Project Management LLC	Business Analyst II	Business Analyst II	Permanent
10097535	Florida Power & Light Company	FPL Energy Services, Inc	Senior Product Marketing Strategist	Senior Product Marketing Strategist	Permanent
10095914	Florida Power & Light Company	NextEra Energy Resources, LLC	Sr Digital Marketing Strategist	Senior Product Marketing Strategist	Permanent
29501	Florida Power & Light Company	NextEra Project Mgmt	N Project Manager Senior	Sr Project Manager - E&C	Permanent
10098381	Florida Power & Light Company	NextEra Energy Resources, LLC	College Intern	College Intern	Permanent
10086606	Florida Power & Light Company	NextEra Project Mgmt	Engineer I - T/S	Engineer I	Permanent
10094949	Florida Power & Light Company	NextEra Energy Resources, LLC	Sr PGD Technical Services Specialist	Sr PGD Technical Services Specialist	Permanent
28421	Florida Power & Light Company	FPL Energy Services, Inc	NEXTStep Rotation Program	NEXTStep Rotation Program	Permanent
13820	Florida Power & Light Company	NextEra Energy Resources, LLC	IT Technology Manager	IT Technology Manager	Permanent
10082591	Florida Power & Light Company	Florida City Gas	Net Metering Technician	Field Specialist II	Permanent
10092922	Florida Power & Light Company	NextEra Energy Resources, LLC	IT Technology Specialist	PGD Engineer	Permanent
10086614	Florida Power & Light Company	FPL Energy Services, Inc	Sales Consultant	Sales Consultant	Permanent
16916	Florida Power & Light Company	NextEra Project Mgmt	Principal Project Engineer	Engineering Leader - T/S	Permanent
33333	Florida Power & Light Company	NextEra Energy Resources, LLC	Executive Director Development, Clean En	Executive Director Origination	Permanent
10089211	Florida Power & Light Company	NextEra Operating Srvs	Associate PGD Engineer	Wind Technician Leader	Permanent
77105	Florida Power & Light Company	FPL Energy Services, Inc	Sr Business Analyst	Lead Process Specialist	Permanent
10083887	Florida Power & Light Company	FPL Energy Services, Inc	Sr Project Manager - ESCO	Sr Project Manager - ESCO	Permanent
10096884	Florida Power & Light Company	FPL Project Management LLC	Customer Care Technician	Customer Care Technician	Permanent
77332	Florida Power & Light Company	FPL Project Management LLC	Sr Vegetation Technician	Sr Vegetation Technician	Permanent
10098824	Florida Power & Light Company	NextEra Energy Resources, LLC	Associate Financial Analyst	Associate Financial Analyst	Permanent
10089487	Florida Power & Light Company	NextEra Energy Resources, LLC	Financial Analyst II	Financial Analyst II	Permanent
76482	Florida Power & Light Company	FPL Project Management LLC	Executive Administrative Assistant	Executive Administrative Assistant	Permanent
81149	Florida Power & Light Company	NextEra Energy Resources, LLC	PGD Sr. Business Analyst	Sourcing Specialist I	Permanent
10099746	Florida Power & Light Company	NextEra Energy Resources, LLC	Corp Finance Analyst II	Corp Finance Analyst II	Permanent
74065	Florida Power & Light Company	FPL Project Management LLC	Sr. Economic Development Project Mgr	Sr. Economic Development Project Mgr	Permanent
10091891	Florida Power & Light Company	NextEra Energy Resources, LLC	Sr Financial Analyst	Sr Financial Analyst	Permanent
10083294	Florida Power & Light Company	NextEra Operating Srvs	PGD Central Maintenance Planner	Production Technician I	Permanent
73727	Florida Power & Light Company	FPL Project Management LLC	Sr Programmer Analyst	Sr Programmer Analyst	Permanent
10091636	Florida Power & Light Company	NextEra Analytics Inc	Sr Financial Analyst	Principal Pricing Analyst	Permanent
10093612	Florida Power & Light Company	NextEra Project Mgmt	PGD Central Maintenance Planner	Sr PGD Central Maintenance Specialist	Permanent
33612	Florida Power & Light Company	NextEra Energy Resources, LLC	Sr Fuels Analyst	Principal Financial Controller - NextEra	Permanent
10083953	Florida Power & Light Company	FPL Project Management LLC	Principal Financial Analyst	Principal Financial Analyst	Permanent
10099098	Florida Power & Light Company	NextEra Energy Resources, LLC	Corp Finance Analyst I	Corp Finance Analyst I	Permanent
10087837	Florida Power & Light Company	NextEra Energy Resources, LLC	Principal Financial Analyst	Principal Financial Analyst	Permanent
10097562	Florida Power & Light Company	FPL Project Management LLC	Recruiting Program Manager	Recruiting Program Manager	Permanent
10082278	Florida Power & Light Company	NextEra Energy Resources, LLC	Accounting Team Leader	Principal Financial Controller - NextEra	Permanent
10099781	Florida Power & Light Company	NextEra Energy Resources, LLC	Sr Corp Finance Analyst	Sr Corp Finance Analyst	Permanent

<u>Employee</u>	<u>Company Transferred from</u>	<u>Company Transferred to</u>	<u>Old Job Assignment</u>	<u>New Job Assignment</u>	<u>Transfer Permanent or Temporary and Duration</u>
10094753	Florida Power & Light Company	FPL Project Management LLC	Manager, Federal Government Affairs	Manager, Federal Government Affairs	Permanent
16651	Florida Power & Light Company	FPL Project Management LLC	Project Manager - E&C	Project Manager - E&C	Permanent
42700	Florida Power & Light Company	NextEra Energy Resources, LLC	Manager Strategic Initiatives	Manager Strategic Initiatives	Permanent
43299	Florida Power & Light Company	FPL Project Management LLC	Manager Strategic Benefits Financials	Manager Strategic Benefits Financials	Permanent
10094092	Florida Power & Light Company	FPL Project Management LLC	Principal IT Architect	Principal IT Architect	Permanent
24748	Florida Power & Light Company	FPL Project Management LLC	Manager Learning & Development	Manager Learning & Development	Permanent
80636	Florida Power & Light Company	FPL Project Management LLC	Principal IT Architect	Principal IT Architect	Permanent
22014	Florida Power & Light Company	NextEra Energy Resources, LLC	Mgr of Finance	Mgr of Finance	Permanent
33950	Florida Power & Light Company	FPL Project Management LLC	Principal PGD Engineer	Principal PGD Engineer	Permanent
10091841	Florida Power & Light Company	FPL Project Management LLC	Senior Manager, Federal Government Affai	Senior Manager, Federal Government Affai	Permanent
10088778	Florida Power & Light Company	NextEra Transmission, LLC	IT Master Developer	IT Master Developer	Permanent
76091	Florida Power & Light Company	NextEra Energy Resources, LLC	Principal Corporate Finance and Credit A	Mgr of Finance	Permanent
10089527	Florida Power & Light Company	NextEra Energy Resources, LLC	Engineering Manager	Engineering Manager	Permanent
10090212	Florida Power & Light Company	FPL Project Management LLC	Director, Federal Government Affairs	Director, Federal Government Affairs	Permanent
75875	Florida Power & Light Company	FPL Project Management LLC	Senior Manager, Federal Government Affai	Senior Manager, Federal Government Affai	Permanent
10083906	Florida Power & Light Company	FPL Project Management LLC	UI Finance Program Manager	UI Finance Program Manager	Permanent
15712	Florida Power & Light Company	NextEra Energy Resources, LLC	Sr. Manager of Finance	Sr. Manager of Finance	Permanent
80828	Florida Power & Light Company	FPL Project Management LLC	UI Finance Program Manager	UI Finance Program Manager	Permanent
10094294	Florida Power & Light Company	FPL Project Management LLC	Principal IT Architect	Principal IT Architect	Permanent
74267	Florida Power & Light Company	NextEra Energy Resources, LLC	Sr Manager of Finance	Sr Manager of Finance	Permanent
33250	Florida Power & Light Company	NextEra Energy Resources, LLC	Director of Finance	Director of Finance	Permanent
10091260	Florida Power & Light Company	FPL Project Management LLC	IT Technology Manager	IT Technology Manager	Permanent
76377	Florida Power & Light Company	FPL Project Management LLC	Agile Delivery Manager	Agile Delivery Manager	Permanent
35735	Florida Power & Light Company	FPL Project Management LLC	Sr Attorney	Sr Attorney	Permanent
41961	Florida Power & Light Company	FPL Project Management LLC	Senior FERC Counsel	Senior FERC Counsel	Permanent
14907	Florida Power & Light Company	NextEra Energy Seabrook, LLC	General Manager - Work Execution	N Site VP - Seabrook Power Plant	Permanent
10083205	Florida Power & Light Company	FPL Project Management LLC	Assistant General Counsel	Assistant General Counsel	Permanent
42898	Florida Power & Light Company	NextEra Energy, Inc.	VP Human Resources	VP Human Resources	Permanent
19201	Florida Power & Light Company	FPL Energy Services, Inc	Lead Account Specialist	Lead Customer Account Specialist	Permanent
10097690	Florida Power & Light Company	NextEra Energy Resources, LLC	Associate Business Analyst	Associate Business Analyst	Permanent
10096070	Florida Power & Light Company	NextEra Energy Resources, LLC	Sr Recruiting & Placement Specialist	Sr Recruiting & Placement Specialist	Permanent
77312	Florida Power & Light Company	NextEra Energy Resources, LLC	Sr PGD Engineer	Sr PGD Engineer	Permanent
32943	Florida Power & Light Company	NextEra Energy Marketing, LLC	PGD Engineer	Physical Trader II	Permanent
10089372	Florida Power & Light Company	NextEra Energy Resources, LLC	Sr Financial Analyst	Business Manager	Permanent
23880	Florida Power & Light Company	NextEra Project Mgmt	Construction Leader - T/S	Project Manager - E&C	Permanent
73109	Florida Power & Light Company	NextEra Energy Resources, LLC	Lead Project Manager - T/S	Engineering Manager	Permanent
42592	Florida Power & Light Company	NextEra Project Mgmt	PGD Technical Services Manager	PGD Technical Services Manager	Permanent
10083921	FPL Energy Services, Inc	Florida Power & Light Company	Sr Manager Communication	Senior Manager, Brand and Digital Market	Permanent
13346	FPL Energy Services, Inc	Florida Power & Light Company	Administrative Technician	Energy Solutions Specialist	Permanent
30396	FPL Energy Services, Inc	Florida Power & Light Company	Customer Service Supervisor (Rotation)	Customer Experience Specialist	Permanent
79096	FPL Energy Services, Inc	Florida Power & Light Company	Lead Communication Specialist	Principal Web User Experience Designer	Permanent
10093675	FPL Energy Services, Inc	Florida Power & Light Company	Customer Service Rep II	Associate Customer Account Specialist	Permanent
10092772	FPL Energy Services, Inc	Florida Power & Light Company	Associate Accounting Technician	Associate Business Analyst	Permanent
10094832	FPL Energy Services, Inc	Florida Power & Light Company	Associate Business Analyst	Associate Business Analyst	Permanent
77115	FPL Energy Services, Inc	Florida Power & Light Company	Business Analyst II	Customer Experience Specialist	Permanent
10088394	FPL Energy Services, Inc	Florida Power & Light Company	Business Analyst I	Business Analyst I	Permanent
10095508	FPL Energy Services, Inc	Florida Power & Light Company	Associate UX Research Specialist	Associate Digital Experience Specialist	Permanent
10083026	FPL Energy Services, Inc	Florida Power & Light Company	Sr Business Analyst	Sr Business Analyst	Permanent
10094973	FPL Energy Services, Inc	Florida Power & Light Company	Field Technician	Helper	Permanent
30027	FPL Energy Services, Inc	Florida Power & Light Company	Senior IT Business Systems Analyst	Lead Customer Experience Specialist	Permanent
75198	FPL Energy Services, Inc	Florida Power & Light Company	Project Manager II	Senior Product Marketing Strategist	Permanent
11943	FPL Energy Services, Inc	Florida Power & Light Company	Principal IT Business Systems Analyst	Principal Business Analyst	Permanent
10093856	FPL Energy Services, Inc	Florida Power & Light Company	Associate Customer Account Specialist	Customer Account Specialist	Permanent
79243	FPL Energy Services, Inc	Florida Power & Light Company	Lead Project Manager	Lead Economic Development Project Mgr	Permanent
10086904	FPL Energy Services, Inc	Florida Power & Light Company	Business Analyst III	PGD Business Analyst I	Permanent

**FLORIDA POWER & LIGHT
COMPANY AND SUBSIDIARIES
Docket No. 20250011-EI
MFR NO. C-31 Supplemental
Attachment No. 1 of 1
Page 459 of 468**

<u>Employee</u>	<u>Company Transferred from</u>	<u>Company Transferred to</u>	<u>Old Job Assignment</u>	<u>New Job Assignment</u>	<u>Transfer Permanent or Temporary and Duration</u>
19201	FPL Energy Services, Inc	Florida Power & Light Company	Rotational Assignment - FPL (NE)	Lead Account Specialist	Permanent
28421	FPL Energy Services, Inc	Florida Power & Light Company	NEXTStep Rotation Program	N Engineer Senior	Permanent
10088003	FPL Project Management LLC	Florida Power & Light Company	Principal IT Architect	Principal IT Architect	Permanent
28130	Gexa Energy LP	Florida Power & Light Company	Supervisor Pricing, Analysis & Contracts	Project Manager - E&C	Permanent
10095094	Gridliance Management LLC	Florida Power & Light Company	Associate Manager Structuring	PGD Central Maintenance Leader	Permanent
15286	NextEra Energy Marketing, LLC	Florida Power & Light Company	Trading Risk Analyst	Risk Management Analyst	Permanent
10091694	NextEra Energy Marketing, LLC	Florida Power & Light Company	Rotation Business Associate - NextEra	Associate Data Scientist	Permanent
74510	NextEra Energy Marketing, LLC	Florida Power & Light Company	Manager Market Analysis	Director Project Development EMT	Permanent
26552	NextEra Energy Marketing, LLC	Florida Power & Light Company	Manager Accounting, Fuels	Sr Manager Corporate Real Estate	Permanent
10094686	NextEra Energy Resources, LLC	Florida Power & Light Company	ROCC Engineering Operator	Associate PGD Engineer	Permanent
10090185	NextEra Energy Resources, LLC	Florida Power & Light Company	ROCC Engineering Operator	Engineer II	Permanent
10090932	NextEra Energy Resources, LLC	Florida Power & Light Company	Sourcing Specialist II	Sr Corporate Real Estate Representative	Permanent
24830	NextEra Energy Resources, LLC	Florida Power & Light Company	Executive Director	VP Corporate Real Estate	Permanent
10091959	NextEra Energy Resources, LLC	Florida Power & Light Company	Recruiting & Placement Specialist II	Recruiting & Placement Specialist II	Permanent
10093393	NextEra Energy Resources, LLC	Florida Power & Light Company	Recruiting & Placement Specialist II	Recruiting & Placement Specialist II	Permanent
10095900	NextEra Energy Resources, LLC	Florida Power & Light Company	Recruiting & Placement Specialist II	Recruiting & Placement Specialist II	Permanent
34584	NextEra Energy Resources, LLC	Florida Power & Light Company	Executive Administrative Assistant	Secretary to the President & CEO FPL	Permanent
10092007	NextEra Energy Resources, LLC	Florida Power & Light Company	Sr Business Management Analyst	Lead Project Manager Development	Permanent
10088942	NextEra Energy Resources, LLC	Florida Power & Light Company	Senior IT Programmer Analyst	Senior IT Programmer Analyst	Permanent
79931	NextEra Energy Resources, LLC	Florida Power & Light Company	IT Master Developer	IT Master Developer	Permanent
10094406	NextEra Energy Resources, LLC	Florida Power & Light Company	Agile Delivery Manager	Agile Delivery Manager	Permanent
10092389	NextEra Energy Resources, LLC	Florida Power & Light Company	Senior Digital Experience Strategist	Senior Digital Experience Strategist	Permanent
10094024	NextEra Energy Resources, LLC	Florida Power & Light Company	Fall College Intern	Rotational Assignment - Ignite Digital	Permanent
10091015	NextEra Energy Resources, LLC	Florida Power & Light Company	Recruiting & Placement Specialist II	Recruiting & Placement Specialist II	Permanent
10092063	NextEra Energy Resources, LLC	Florida Power & Light Company	Senior IT Programmer Analyst	Senior IT Programmer Analyst	Permanent
10090587	NextEra Energy Resources, LLC	Florida Power & Light Company	Senior IT Project Manager	IT Technology Leader	Permanent
35867	NextEra Energy Resources, LLC	Florida Power & Light Company	VP Business Management	Director Investor Relations	Permanent
10094246	NextEra Energy Resources, LLC	Florida Power & Light Company	Assoc Recruiting & Placement Spec	Assoc Recruiting & Placement Spec	Permanent
10092646	NextEra Energy Resources, LLC	Florida Power & Light Company	Recruiting & Placement Specialist II	Recruiting & Placement Specialist II	Permanent
10094880	NextEra Energy Resources, LLC	Florida Power & Light Company	Rotational Assignment - Ignite Digital	Rotational Assignment - Ignite Digital	Permanent
10089666	NextEra Energy Resources, LLC	Florida Power & Light Company	Principal PGD Engineer	Principal PGD Engineer	Permanent
10092459	NextEra Energy Resources, LLC	Florida Power & Light Company	Senior IT Business Systems Analyst	Agile Leader	Permanent
77112	NextEra Energy Resources, LLC	Florida Power & Light Company	Senior Business Manager	Senior Project Manager Development	Permanent
79648	NextEra Energy Resources, LLC	Florida Power & Light Company	Associate Project Manager Development	Sr Supply Chain Specialist	Permanent
10089414	NextEra Energy Resources, LLC	Florida Power & Light Company	Rotational Assignment - Ignite Digital	IT Business Systems Analyst	Permanent
10093198	NextEra Energy Resources, LLC	Florida Power & Light Company	Principal Attorney	Principal Attorney	Permanent
10097570	NextEra Energy Resources, LLC	Florida Power & Light Company	Sr Paralegal	Sr Paralegal	Permanent
76177	NextEra Energy Resources, LLC	Florida Power & Light Company	PGD Sr. Business Analyst	Lead Project Manager	Permanent
78940	NextEra Energy Resources, LLC	Florida Power & Light Company	Senior PGD Tech Services Project Mgr	Loss Control Principal Analyst	Permanent
10093823	NextEra Energy Resources, LLC	Florida Power & Light Company	Attorney	Principal Attorney	Permanent
81149	NextEra Energy Resources, LLC	Florida Power & Light Company	PGD Central Maintenance Planner	PGD Sr. Business Analyst	Permanent
10094569	NextEra Energy Resources, LLC	Florida Power & Light Company	Administrative Technician	Executive Administrative Assistant	Permanent
75581	NextEra Energy Resources, LLC	Florida Power & Light Company	Sr Project Management Consultant - E&C	Sr Project Management Consultant - E&C	Permanent
26034	NextEra Energy Resources, LLC	Florida Power & Light Company	VP Human Resources NEER	VP Customer Service	Permanent
10098175	NextEra Energy Resources, LLC	Florida Power & Light Company	Summer College Intern	Summer College Intern	Permanent
10094279	NextEra Energy Resources, LLC	Florida Power & Light Company	Returning Summer College Intern	Returning Summer College Intern	Permanent
10098484	NextEra Energy Resources, LLC	Florida Power & Light Company	Associate Sourcing Specialist	Associate Sourcing Specialist	Permanent
17223	NextEra Energy Resources, LLC	Florida Power & Light Company	Principal IT Business Systems Analyst	Principal IT Business Systems Analyst	Permanent
12685	NextEra Energy Resources, LLC	Florida Power & Light Company	Principal IT Network Engineer	Principal IT Network Engineer	Permanent
10090626	NextEra Energy Resources, LLC	Florida Power & Light Company	Sr Financial Analyst Proj Valuation	Manager of Strategic Transformation	Permanent
31299	NextEra Energy Resources, LLC	Florida Power & Light Company	NEXTStep Rotation Program	Principal Compliance Analyst	Permanent
29057	NextEra Energy Resources, LLC	Florida Power & Light Company	Senior Manager Transmission Business Mgm	Manager Project Management - T/S	Permanent
32769	NextEra Energy Resources, LLC	Florida Power & Light Company	Sr Project Management Consultant - E&C	Sr Project Management Consultant - E&C	Permanent
25793	NextEra Energy Resources, LLC	Florida Power & Light Company	N Engineer Principal	N Staff Engineer	Permanent
35094	NextEra Energy Resources, LLC	Florida Power & Light Company	Director of Finance	Director Origination EMT	Permanent

<u>Employee</u>	<u>Company Transferred from</u>	<u>Company Transferred to</u>	<u>Old Job Assignment</u>	<u>New Job Assignment</u>	<u>Transfer Permanent or Temporary and Duration</u>
77489	NextEra Energy Resources, LLC	Florida Power & Light Company	Sr Engineer - T/S	Sr Engineer - T/S	Permanent
79456	NextEra Energy Resources, LLC	Florida Power & Light Company	Sr PGD Engineer	Sr PGD Engineer	Permanent
10087336	NextEra Energy Resources, LLC	Florida Power & Light Company	Lead Project Manager Development	Reporting and Financial Analytics Lead	Permanent
29992	NextEra Energy Resources, LLC	Florida Power & Light Company	Senior IT Project Manager	Senior IT Project Manager	Permanent
10091241	NextEra Energy Resources, LLC	Florida Power & Light Company	Associate Environmental Specialist	Associate Environmental Specialist	Permanent
10090237	NextEra Energy Resources, LLC	Florida Power & Light Company	ROCC Engineering Operator	Power Coordinator I - T/S	Permanent
10083095	NextEra Energy Resources, LLC	Florida Power & Light Company	Lead Project Manager Development	Manager Strategic Initiatives	Permanent
10095995	NextEra Energy Resources, LLC	Florida Power & Light Company	Executive Administrative Assistant	Executive Administrative Assistant	Permanent
10097465	NextEra Energy Resources, LLC	Florida Power & Light Company	PGD Principal Technical Svcs Spec	Principal Compliance Analyst	Permanent
34134	NextEra Energy Resources, LLC	Florida Power & Light Company	VP Integrated Clean Energy So...	VP Energy Marketing & Trading	Permanent
10092022	NextEra Energy Resources, LLC	Florida Power & Light Company	Recruiting Coordinator	Sr HR Service Rep-Rotation	Permanent
10095575	NextEra Energy Resources, LLC	Florida Power & Light Company	Assoc Recruiting & Placement Spec	Assoc Recruiting & Placement Spec	Permanent
10095659	NextEra Energy Resources, LLC	Florida Power & Light Company	Assoc Recruiting & Placement Spec	HR Advisor II	Permanent
76389	NextEra Energy Resources, LLC	Florida Power & Light Company	Principal IT Compliance and Risk Analyst	Principal IT Compliance and Risk Analyst	Permanent
10088220	NextEra Energy Resources, LLC	Florida Power & Light Company	IT Technology Manager	IT Technology Manager	Permanent
22188	NextEra Energy Resources, LLC	Florida Power & Light Company	Director Business Management	Director Investor Relations	Permanent
10093211	NextEra Energy Resources, LLC	Florida Power & Light Company	Recruiting & Placement Specialist II	Recruiting & Placement Specialist II	Permanent
10097645	NextEra Energy Resources, LLC	Florida Power & Light Company	Recruiting & Placement Specialist I	Recruiting & Placement Specialist I	Permanent
10087792	NextEra Energy Resources, LLC	Florida Power & Light Company	Sourcing Specialist I	Sr Business Analyst - PD	Permanent
10095340	NextEra Energy Resources, LLC	Florida Power & Light Company	ROCC Engineering Operator	Power Coordinator I - T/S	Permanent
10095478	NextEra Energy Resources, LLC	Florida Power & Light Company	Attorney	Attorney	Permanent
76464	NextEra Energy Resources, LLC	Florida Power & Light Company	IT Technology Manager	IT Technology Manager	Permanent
25097	NextEra Energy Resources, LLC	Florida Power & Light Company	IT Technology Manager	IT Technology Manager	Permanent
10088032	NextEra Energy Resources, LLC	Florida Power & Light Company	Manager, Master Data	Sr. Manager of Special Projects - BPO (R	Permanent
10097156	NextEra Energy Resources, LLC	Florida Power & Light Company	Administrative Specialist II	Paralegal	Permanent
10091902	NextEra Energy Resources, LLC	Florida Power & Light Company	Sourcing Specialist II	Senior IT Business Systems Analyst	Permanent
10097178	NextEra Energy Resources, LLC	Florida Power & Light Company	N Engineer II	N Engineer II	Permanent
76507	NextEra Energy Resources, LLC	Florida Power & Light Company	Sr. Director - Project Analysis & Report	Sr Director Accounting Operations	Permanent
10096994	NextEra Energy Resources, LLC	Florida Power & Light Company	Senior Digital Experience Strategist	Senior Digital Experience Strategist	Permanent
79455	NextEra Energy Resources, LLC	Florida Power & Light Company	Sr PGD Engineer	Sr Project Manager - Dsbn	Permanent
68842	NextEra Energy Resources, LLC	Florida Power & Light Company	Senior Electronics Technician	N Engineering Analyst I	Permanent
10091062	NextEra Energy Resources, LLC	Florida Power & Light Company	Principal Business Analyst	Sr Risk Management Analyst	Permanent
23339	NextEra Energy Resources, LLC	Florida Power & Light Company	Exec Director	VP Human Resources, FPL	Permanent
10082263	NextEra Energy Resources, LLC	Florida Power & Light Company	Administrative Technician	XD Program Coordinator	Permanent
10092369	NextEra Energy Resources, LLC	Florida Power & Light Company	Solar Engineering Manager	Solar Engineering Manager	Permanent
78859	NextEra Energy Resources, LLC	Florida Power & Light Company	Manager Business Management	Director Development	Permanent
74320	NextEra Energy Resources, LLC	Florida Power & Light Company	VP Integrated Supply Chain Ops	VP Integrated Supply Chain Ops	Permanent
10092025	NextEra Energy Resources, LLC	Florida Power & Light Company	Recruiting & Placement Specialist I	Recruiting & Placement Specialist I	Permanent
10092922	NextEra Energy Resources, LLC	Florida Power & Light Company	PGD Engineer	PGD Engineer	Permanent
10093367	NextEra Energy Resources, LLC	Florida Power & Light Company	PGD Engineer	PGD Engineer	Permanent
75441	NextEra Energy Resources, LLC	Florida Power & Light Company	Executive Director Development	Executive Director Development, Clean En	Permanent
29966	NextEra Energy Seabrook, LLC	Florida Power & Light Company	N Engineering Manager	N Engineering Manager	Permanent
75781	NextEra Energy Seabrook, LLC	Florida Power & Light Company	N Engineering Analyst Senior	N Operations Unit Supervisor - Lic Class	Permanent
81047	NextEra Energy Seabrook, LLC	Florida Power & Light Company	N Engineering Manager	N Engineering Manager	Permanent
78521	NextEra Energy Seabrook, LLC	Florida Power & Light Company	N Site VP - Seabrook Power Plant	N VP Nuclear	Permanent
10084099	NextEra Operating Svcs	Florida Power & Light Company	GRS Technician II	Storekeeper I	Permanent
25415	NextEra Operating Svcs	Florida Power & Light Company	Wind Regional General Manager	PGD Regional Plant General Manager	Permanent
18056	NextEra Operating Svcs	Florida Power & Light Company	Lead Project Manager	Regional Manager II	Permanent
42986	NextEra Operating Svcs	Florida Power & Light Company	Regional Manager II	Production Manager I	Permanent
79735	NextEra Operating Svcs	Florida Power & Light Company	PGD Sr. Business Analyst	Sr Business Analyst	Permanent
10092446	NextEra Operating Svcs	Florida Power & Light Company	Field Operations HV Technician II	Meter Elect A	Permanent
78342	NextEra Operating Svcs	Florida Power & Light Company	PGD Associate Business Analyst	Business Analyst II	Permanent
10096169	NextEra Point Beach	Florida Power & Light Company	N Engineer II	N Engineer II	Permanent
73040	NextEra Point Beach	Florida Power & Light Company	N Engineering Manager	INPO Loanee	Permanent
27461	NextEra Point Beach	Florida Power & Light Company	N Maintenance Section Supervisor	N Maintenance Section Supervisor	Permanent

<u>Employee</u>	<u>Company Transferred from</u>	<u>Company Transferred to</u>	<u>Old Job Assignment</u>	<u>New Job Assignment</u>	<u>Transfer</u> <u>Permanent or</u> <u>Temporary and</u> <u>Duration</u>
10094726	NextEra Point Beach	Florida Power & Light Company	N Engineering Supervisor	N Engineering Supervisor	Permanent
32577	NextEra Point Beach	Florida Power & Light Company	N Engineering Analyst Principal	N Engineering Analyst Principal	Permanent
33286	NextEra Point Beach	Florida Power & Light Company	N Engineering Site Director	N Engineering Site Director	Permanent
32229	NextEra Point Beach	Florida Power & Light Company	N Engineering Manager	N Engineering Manager	Permanent
73376	NextEra Point Beach	Florida Power & Light Company	N Operations Site Director	N Operations Site Director	Permanent
27990	NextEra Point Beach	Florida Power & Light Company	N Site VP - Point Beach Power Plant	N Site VP - Turkey Point Power Plant	Permanent
10096217	NextEra Point Beach	Florida Power & Light Company	N Engineer Associate	N Engineer Associate	Permanent
10090235	NextEra Project Mgmt	Florida Power & Light Company	Business Specialist	Assoc Learning & Development Consultant	Permanent
10084154	NextEra Project Mgmt	Florida Power & Light Company	Lead HR Advisor	Sr Supervisor Customer Care Operations	Permanent
11678	NextEra Project Mgmt	Florida Power & Light Company	Sr. Director, Gas Infrastructure	Exec Dir Business Management & Innovatio	Permanent
10082085	NextEra Project Mgmt	Florida Power & Light Company	Resource Modeling Analyst	Engineer I - T/S	Permanent
10087634	NextEra Project Mgmt	Florida Power & Light Company	Principal Accountant	Principal Accountant	Permanent
15071	NextEra Transmission, LLC	Florida Power & Light Company	Lead Project Manager	IT Technology Leader	Permanent
32977	NextEra Transmission, LLC	Florida Power & Light Company	Director Water Operations	Director Strategic Initiatives	Permanent
32914	NextEra Transmission, LLC	Florida Power & Light Company	Manager Water Operations	PGD Central Maintenance Manager	Permanent
10090318	NextEra Transmission, LLC	Florida Power & Light Company	Director Structure/Origination	Director of Finance	Permanent
10095666	NextEra Transmission, LLC	Florida Power & Light Company	Senior Project Manager Development	Manager Special Projects ISC	Permanent

Analysis of Diversification Activity

Non-Tariffed Services and Products Provided by the Utility

Florida Power & Light Company

For the Year Ended December 31, 2024

Provide the following information regarding all non-tariffed services and products provided by the utility.		
Description of Product or Service (a)	Account No. (b)	Regulated or Non-regulated (c)
Miscellaneous Non-Operating Income	421.00	Regulated
Miscellaneous Service Revenues	451.00	Regulated
Rent from Electric Utility Plant	454.00	Regulated
Rent from Future Use Property	454.10	Regulated
Rent from Leased Plant In Service Property	454.20	Regulated
Rent from Cable TV Attachments	454.30	Regulated
Rent from Pole Attachments	454.40	Regulated
Other Electric Revenues	456.00	Regulated
Reclamation and Salvage Revenue	456.00	Regulated
Bill Statement Advertising Revenues	456.00	Regulated
Revenue Enhancement Contract Fees	456.00	Regulated
JEA Reimbursement - 500 KV Line	456.00	Regulated
Use Charge Recoveries - OUC & FMPA	456.40	Regulated
<p><i>Note: The information above does not include services provided by FPL to its affiliates. Please refer to pages 456 and 457 for affiliate transactions.</i></p>		

Analysis of Diversification Activity Nonutility Property (Account 121)			
Florida Power & Light Company For the Year Ended December 31, 2024			
1. Give a brief description and state the location of nonutility property included in Account 121. 2. Designate with a double asterisk any property which is leased to another company. State name of lessee and whether lessee is an associated company. 3. Furnish particulars (details) concerning sales, purchases, or transfers of nonutility property during the year. 4. List separately all property previously devoted to public service and give date of transfer to Account 121, Nonutility Property. 5. Minor items (5% of the balance at the end of the year, for Account 121 or \$100,000, whichever is less) may be grouped by (1) previously devoted to public service, or (2) other property nonutility property.			
Description and Location	Balance at beginning of year	Purchases, Sales, Transfers, etc.	Balance at end of year
PROPERTY PREVIOUSLY DEVOTED TO PUBLIC SERVICE:			
1 Solar in Escambia County (Transferred 2023)	5,387,814	0	5,387,814
2 Solar in Volusia County (Transferred 2017)	893,640	(893,640)	0
3 Substation in Broward County (Transferred 1995)	658,345	-	658,345
4 Transmission Right-of-Way in Bradford/Duval Counties (Transferred 1992)	408,648	-	408,648
5 Transmission Right-of-Way in Volusia County (Transferred 1992)	297,010	-	297,010
6 Transmission Right-of-Way in Miami-Dade County (Transferred 1972)	272,864	-	272,864
7 Substation in Palm Beach County (Transferred 2005)	224,105	-	224,105
8 Transmission Right-of-Way and Land in Manatee County (Transferred 1986)	218,301	-	218,301
9 Substation in Brevard County (Transferred 2001)	203,807	-	203,807
10 Transmission Right-of-Way in Flagler County (Transferred 1992)	198,581	-	198,581
11 Substation in Palm Beach County (Transferred 1996)	198,112	-	198,112
12 Substation in Santa Rosa County (Transferred 2010)	148,729	-	148,729
13 Substation in Dade County (Transferred 2013)	131,796	-	131,796
14 Substation in Martin County (Transferred 1992)	116,288	-	116,288
15 Service Center in Indian River County (Transferred 1999)	109,082	-	109,082
16 Transmission Right-of-Way in St Johns County (Transferred 1992)	101,079	-	101,079
17 Transmission Lines 138 KV in Volusia County (Transferred 2024)	0	179,028	179,028
18 Transmission Lines 230 KV in Volusia County (Transferred 2024)	0	1,834,050	1,834,050
19 Transmission Lines 138 KV in Volusia County (Transferred 2024)	0	27,998	27,998
20 Transmission Substation in Volusia County (Transferred 2024)	0	751,505	751,505
21 TOTALS:	9,568,201	1,898,941	11,467,142
22			
23 OTHER NON-UTILITY PROPERTY:			
24 General Plant Improvements in Leon County	4,615,910	-	4,615,910
25 Flagami Settlement Dade County (Transferred 2009)	2,505,760	(270,893)	2,234,867
26 Software (Care to Share)	2,216,892	-	2,216,892
27 General Plant Improvements in Palm Beach County	355,353	-	355,353
28 Substation in Santa Rosa County (Transferred 1981)	181,083	-	181,083
29 Leased Facility in Washington DC	176,718	-	176,718
30 Transmission in Dade County	125,815	-	125,815
31 TOTALS:	10,177,532	(270,893)	9,906,639
32			
33 MINOR ITEMS PREVIOUSLY DEVOTED TO PUBLIC SERVICE:			
34 Classified from Plant in Service to Non-Utility	1,172,217	0	1,172,217
35 TOTALS:	1,172,217	0	1,172,217
36			
37 MINOR ITEMS - OTHER NONUTILITY PROPERTY:			
38 Minor items	298,101	0	298,101
39 EVolution Hub - Digital Billboard	213,900	0	213,900
40 Interstate Solar Digital Billboard	326,173	0	326,173
41 Sunshine Gateway Digital Billboard	425,770	0	425,770
42			
43 TOTALS:	1,263,944	0	1,263,944
44			
45 GRAND TOTAL:	22,181,894	1,628,048	23,809,942

Number of Electric Department Employees

FLORIDA POWER & LIGHT COMPANY
For the Year Ended December 31, 2024

1. The data on number of employees should be reported for the payroll period ending nearest to October 31, or any payroll period ending 60 days before or after October 31.
2. If the respondent's payroll for the reporting period includes any special construction personnel, include such employees on line 3, and show the number of such special construction employees in a footnote.
3. The number of employees assignable to the electric department from joint functions of combination utilities may be determined by estimate, on the basis of employee equivalents. Show the estimated number of equivalent employees attributed to the electric department from joint functions.

1. Payroll Period Ended (Date)	12/31/2024
2. Total Regular Full-Time Employees	8,918
3. Total Part-Time and Temporary Employees	79
4. Total Employees	8,997

Details

Note: The above numbers do not include temporary employees to remain consistent with the company's 10-K filing.

Particulars Concerning Certain Income Deductions and Interest Charges Accounts

Florida Power & Light Company
For the Year Ended December 31, 2024

Report the information specified below, in the order given, for the respective income deduction and interest charges accounts. Provide a subheading for each account and a total for the account. Additional columns may be added if deemed appropriate with respect to any account.

(a) Miscellaneous Amortization (Account 425) -- Describe the nature of items included in this account, the contra account charged, the total of amortization charges for the year, and the period of amortization.

(b) Miscellaneous Income Deductions -- Report the nature, payee, and amount of other income deductions for the year as required by Accounts 426.1, Donations; 426.2, Life Insurance; 426.3, Penalties; 426.4, Expenditures for Certain Civic, Political and related Activities; and 426.5, Other Deductions, of the Uniform System of Accounts. Amounts of less than 5% of each account total for the year (or \$1,000, whichever is greater) may be grouped by classes within the above accounts.

(c) Interest on Debt to Associated Companies (Account 430) -- For each associated company to which interest on debt was incurred during the year, indicate the amount and interest rate respectively for (a) advances on notes, (b) advances on open account, (c) notes payable, (d) accounts payable, and (e) other debt, and total interest. Explain the nature of other debt on which interest was incurred during the year.

(d) Other Interest Expense (Account 431) -- Report particulars (details) including the amount and interest rate for other interest charges incurred during the year.

Item	Amount
(a) Miscellaneous Amortization - Account 425:	-
(b) Miscellaneous Income Deductions - Account 426:	
Donations - Account 426.1	
FPL Foundation	20,000,000
Reversal of 2023 Care to Share Accrual	(5,289,000)
Care to Share	5,000,000
The Salvation Army	2,424,510
Miami Dade County	882,514
Palm Beach County	322,020
Pensacola Habitat for Humanity, Inc.	115,000
Volusia County Human Services	100,000
Chipola Area Habitat For Humanity	85,000
Seminole Boosters	83,000
Miscellaneous	1,278,236
Total Account 426.1	25,001,280
Life Insurance - Account 426.2	-
Penalties - Account 426.3	
SERC Reliability Corporation	325,000
SERC Penalty Accrual	120,000
Miscellaneous	5,785
Total Account 426.3	450,785

Particulars Concerning Certain Income Deductions and Interest Charges Accounts

Florida Power & Light Company
For the Year Ended December 31, 2024

Report the information specified below, in the order given, for the respective income deduction and interest charges accounts. Provide a subheading for each account and a total for the account. Additional columns may be added if deemed appropriate with respect to any account.

- (a) Miscellaneous Amortization (Account 425) -- Describe the nature of items included in this account, the contra account charged, the total of amortization charges for the year, and the period of amortization.
- (b) Miscellaneous Income Deductions -- Report the nature, payee, and amount of other income deductions for the year as required by Accounts 426.1, Donations; 426.2, Life Insurance; 426.3, Penalties; 426.4, Expenditures for Certain Civic, Political and related Activities; and 426.5, Other Deductions, of the Uniform System of Accounts. Amounts of less than 5% of each account total for the year (or \$1,000, whichever is greater) may be grouped by classes within the above accounts.
- (c) Interest on Debt to Associated Companies (Account 430) -- For each associated company to which interest on debt was incurred during the year, indicate the amount and interest rate respectively for (a) advances on notes, (b) advances on open account, (c) notes payable, (d) accounts payable, and (e) other debt, and total interest. Explain the nature of other debt on which interest was incurred during the year.
- (d) Other Interest Expense (Account 431) -- Report particulars (details) including the amount and interest rate for other interest charges incurred during the year.

Item	Amount
Expenditures for Certain Civic, Political and Related Activities - Account 426.4	
Salary and Expenses of FPL Employees in Connection with Civic & Legislative Matters	5,763,065
Executive and Employee Performance Incentives	2,825,245
Lobbying Expenses	2,637,153
Professional Services	1,187,883
Total Account 426.4	12,413,346
Other Deductions - Account 426.5	
Marketing & Communication	27,715,468
Community Services	9,744,726
Nuclear Fuel Replacement	5,000,000
Miscellaneous	2,461,043
Total Account 426.5	44,921,237
(c) Interest on Debt to Associated Companies - Account 430:	-
(d) Other Interest Expense - Account 431:	
Commercial Paper (Various Rates)	48,091,520
Term Loans (Various Rates)	7,505,835
Customer Deposits*	13,792,371
Credit Line Commitment Fees (Various Rates)	7,076,002
Refunds - Wholesale Customers (Various Rates)	1,524,175
Tax Audits (Various Rates)	158,098
Refunds - Retail Customers (Various Rates)	98,535
Interest on Monthly Plant Scherer Adjustments (Various Rates)	83,218

Particulars Concerning Certain Income Deductions and Interest Charges Accounts

Florida Power & Light Company
For the Year Ended December 31, 2024

Report the information specified below, in the order given, for the respective income deduction and interest charges accounts. Provide a subheading for each account and a total for the account. Additional columns may be added if deemed appropriate with respect to any account.

(a) Miscellaneous Amortization (Account 425) -- Describe the nature of items included in this account, the contra account charged, the total of amortization charges for the year, and the period of amortization.

(b) Miscellaneous Income Deductions -- Report the nature, payee, and amount of other income deductions for the year as required by Accounts 426.1, Donations; 426.2, Life Insurance; 426.3, Penalties; 426.4, Expenditures for Certain Civic, Political and related Activities; and 426.5, Other Deductions, of the Uniform System of Accounts. Amounts of less than 5% of each account total for the year (or \$1,000, whichever is greater) may be grouped by classes within the above accounts.

(c) Interest on Debt to Associated Companies (Account 430) -- For each associated company to which interest on debt was incurred during the year, indicate the amount and interest rate respectively for (a) advances on notes, (b) advances on open account, (c) notes payable, (d) accounts payable, and (e) other debt, and total interest. Explain the nature of other debt on which interest was incurred during the year.

(d) Other Interest Expense (Account 431) -- Report particulars (details) including the amount and interest rate for other interest charges incurred during the year.

Item	Amount
(d) Other Interest Expense - Account 431 (continued):	
Interest on Rail Car Lease (Various Rates)	13,065
Collateral Loan Interest (Various Rates)	61,521
Miscellaneous (Various Rates)	4,659
Total Account 431	78,408,999
<p>*Non-residential customers with cash deposits who have had 23 months or more of continuous service and have maintained a prompt payment record during the last 12 months are entitled to receive interest at the simple rate of 3% per annum. All other customers with cash deposits receive interest at the simple rate of 2% per annum.</p>	

Budgeted and Actual In-Service Costs of Nuclear Power Plant

**Florida Power & Light Company
For the Year Ended December 31, 2024**

Report the budgeted and actual costs as compared to the estimated in-service costs of the proposed power plant as provided in the petition for need determination or revised estimate as necessary. Per Rule 25-6.0423(8)(f)

Item									
Plant Name: Turkey Point 6 & 7									
	Actual Costs as of 12/31/2024 (a)	Remaining Budgeted Costs To Complete Plant		Total Estimated In-Service Cost (e)		Estimated Cost Provided in the Petition for Need determination			
		Low Range	High Range	Low Range	High Range	Low Range	High Range		
Site Selection	\$ 6,118,105	\$ -	\$ -	\$ 6,118,105	\$ 6,118,105	\$ 8,000,000	\$ 8,000,000		
Pre-Construction	\$ 260,904,403	\$ 85,901,800	\$ 121,734,409	\$ 346,806,203	\$ 382,638,812	\$ 465,000,000	\$ 465,000,000		
Construction	\$ -	\$ 11,155,665,197	\$ 16,406,703,271	\$ 11,155,665,197	\$ 16,406,703,271	\$ 8,149,000,000	\$ 12,124,000,000		
AFUDC & Carrying Charges (b)(c)	\$ 58,701,747	\$ 3,394,939,152	\$ 5,020,588,520	\$ 3,453,640,899	\$ 5,079,290,267	\$ 3,461,000,000	\$ 5,160,000,000		
Total (d)	\$ 325,724,254	\$ 14,636,506,150	\$ 21,549,026,201	\$ 14,962,230,404	\$ 21,874,750,455	\$ 12,083,000,000	\$ 17,757,000,000		

Notes:

- a) Actual Sunk costs represent costs incurred on the project as of December 31, 2024. This amount does not include any termination or other cancellation costs that could be incurred in the event of project cancellation or deferral.
- b) Carrying Charges on over/under recoveries are not included as part of Sunk Costs.
- c) AFUDC is calculated on the non-incremental costs total company and includes carrying charges.
- d) Totals may not add due to rounding.
- e) Total estimated in-service cost is based on 2017 total project cost estimate

Florida Public Service Commission
Company: FLORIDA POWER & LIGHT COMPANY
AND SUBSIDIARIES

Explanation: Provide a copy of the most recent Annual Report to
Shareholders and all subsequent Quarterly Reports. The
company shall file all Quarterly and Annual Reports as
they become available during the proceeding.

Type of Data Shown:
____ Projected Test Year Ended ____/____/____
____ Prior Year Ended ____/____/____
 X Historical Test Year Ended 12/31/24

Docket No.: 20250011-EI
Line
No.

Witness: Keith Ferguson

1 NEXTERA ENERGY, INC.'S 2024 ANNUAL REPORT TO SHAREHOLDERS IS ATTACHED.
2
3
4
5
6
7
8
9
10
11
12
13
14
15
16
17
18
19
20
21
22
23
24
25
26
27
28
29
30



ANNUAL REPORT 2024

THIS PAGE INTENTIONALLY LEFT BLANK



UNITED STATES SECURITIES AND EXCHANGE COMMISSION
Washington, D.C. 20549
FORM 10-K

☒ ANNUAL REPORT PURSUANT TO SECTION 13 OR 15(d) OF THE SECURITIES EXCHANGE ACT OF 1934

For the fiscal year ended **December 31, 2024**

OR

☐ TRANSITION REPORT PURSUANT TO SECTION 13 OR 15(d) OF THE SECURITIES EXCHANGE ACT OF 1934

For the transition period from _____ to _____

Commission File Number	Exact name of registrants as specified in their charters, address of principal executive offices and registrants' telephone number	IRS Employer Identification Number
1-8841	NEXTERA ENERGY, INC.	59-2449419
2-27612	FLORIDA POWER & LIGHT COMPANY	59-0247775

700 Universe Boulevard
Juno Beach, Florida 33408
(561) 694-4000

State or other jurisdiction of incorporation or organization: Florida
Securities registered pursuant to Section 12(b) of the Act:

Registrants	Title of each class	Trading Symbol(s)	Name of each exchange on which registered
NextEra Energy, Inc.	Common Stock, \$0.01 Par Value	NEE	New York Stock Exchange
	6.926% Corporate Units	NEE.PRR	New York Stock Exchange
	7.299% Corporate Units	NEE.PRS	New York Stock Exchange
	7.234% Corporate Units	NEE.PRT	New York Stock Exchange
Florida Power & Light Company	None		

Indicate by check mark if the registrants are well-known seasoned issuers, as defined in Rule 405 of the Securities Act of 1933.

NextEra Energy, Inc. Yes ☒ No ☐

Florida Power & Light Company Yes ☒ No ☐

Indicate by check mark if the registrants are not required to file reports pursuant to Section 13 or Section 15(d) of the Securities Exchange Act of 1934.

NextEra Energy, Inc. Yes ☐ No ☒

Florida Power & Light Company Yes ☐ No ☒

Indicate by check mark whether the registrants (1) have filed all reports required to be filed by Section 13 or 15(d) of the Securities Exchange Act of 1934 during the preceding 12 months, and (2) have been subject to such filing requirements for the past 90 days.

NextEra Energy, Inc. Yes ☒ No ☐

Florida Power & Light Company Yes ☒ No ☐

Indicate by check mark whether the registrants have submitted electronically every Interactive Data File required to be submitted pursuant to Rule 405 of Regulation S-T during the preceding 12 months.

NextEra Energy, Inc. Yes ☒ No ☐

Florida Power & Light Company Yes ☒ No ☐

Indicate by check mark whether the registrants are a large accelerated filer, an accelerated filer, a non-accelerated filer, a smaller reporting company, or an emerging growth company.

NextEra Energy, Inc. Large Accelerated Filer ☒ Accelerated Filer ☐ Non-Accelerated Filer ☐ Smaller Reporting Company ☐ Emerging Growth Company ☐
Florida Power & Light Company Large Accelerated Filer ☐ Accelerated Filer ☐ Non-Accelerated Filer ☒ Smaller Reporting Company ☐ Emerging Growth Company ☐

If an emerging growth company, indicate by check mark if the registrants have elected not to use the extended transition period for complying with any new or revised financial accounting standards provided pursuant to Section 13(a) of the Securities Exchange Act of 1934. ☐

Indicate by check mark whether each registrant has filed a report on and attestation to its management's assessment of the effectiveness of its internal control over financial reporting under Section 404(b) of the Sarbanes-Oxley Act (15 U.S.C. 7262(b)) by the registered public accounting firm that prepared or issued its audit report. ☒

If securities are registered pursuant to Section 12(b) of the Act, indicate by check mark whether the financial statements of the registrants included in the filing reflect the correction of an error to previously issued financial statements. ☐

Indicate by check mark whether any of those error corrections are restatements that required a recovery analysis of incentive-based compensation received by any of the registrants' executive officers during the relevant recovery period pursuant to §240.10D-1(b). ☐

Indicate by check mark whether the registrants are shell companies (as defined in Rule 12b-2 of the Securities Exchange Act of 1934). Yes ☐ No ☒

Aggregate market value of the voting and non-voting common equity of NextEra Energy, Inc. held by non-affiliates at June 28, 2024 (based on the closing market price on the Composite Tape on June 28, 2024) was \$145,437,269,170.

There was no voting or non-voting common equity of Florida Power & Light Company held by non-affiliates at June 28, 2024.

Number of shares of NextEra Energy, Inc. common stock, \$0.01 par value, outstanding at January 31, 2025: 2,057,026,280

Number of shares of Florida Power & Light Company common stock, without par value, outstanding at January 31, 2025, all of which were held, beneficially and of record, by NextEra Energy, Inc.: 1,000

DOCUMENTS INCORPORATED BY REFERENCE

Portions of NextEra Energy, Inc.'s Proxy Statement for the 2025 Annual Meeting of Shareholders are incorporated by reference in Part III hereof.

This combined Form 10-K represents separate filings by NextEra Energy, Inc. and Florida Power & Light Company. Information contained herein relating to an individual registrant is filed by that registrant on its own behalf. Florida Power & Light Company makes no representations as to the information relating to NextEra Energy, Inc.'s other operations.

Florida Power & Light Company meets the conditions set forth in General Instruction I.(1)(a) and (b) of Form 10-K and is therefore filing this Form with the reduced disclosure format.

DEFINITIONS

Acronyms and defined terms used in the text include the following:

Term	Meaning
AFUDC – equity	equity component of allowance for funds used during construction
Bcf	billion cubic feet
CAISO	California Independent System Operator
capacity clause	capacity cost recovery clause, as established by the FPSC
DOE	U.S. Department of Energy
Duane Arnold	Duane Arnold Energy Center
environmental clause	environmental cost recovery clause, as established by the FPSC
EPA	U.S. Environmental Protection Agency
ERCOT	Electric Reliability Council of Texas
FERC	U.S. Federal Energy Regulatory Commission
FPL	Florida Power & Light Company
FPSC	Florida Public Service Commission
fuel clause	fuel and purchased power cost recovery clause, as established by the FPSC
GAAP	generally accepted accounting principles in the U.S.
ISO	independent system operator
ISO-NE	ISO New England Inc.
ITC	investment tax credit
kW	kilowatt
kWh	kilowatt-hour(s)
Management's Discussion	Item 7. Management's Discussion and Analysis of Financial Condition and Results of Operations
MISO	Midcontinent Independent System Operator
MMBtu	One million British thermal units
mortgage	mortgage and deed of trust dated as of January 1, 1944, from FPL to Deutsche Bank Trust Company Americas, as supplemented and amended
MW	megawatt(s)
MWh	megawatt-hour(s)
NEE	NextEra Energy, Inc.
NEECH	NextEra Energy Capital Holdings, Inc.
NEER	an operating segment comprised of NextEra Energy Resources and NEET
NEET	NextEra Energy Transmission, LLC
NERC	North American Electric Reliability Corporation
net capacity	net ownership interest in pipeline(s) capacity
net generating capacity	net ownership interest in plant(s) capacity
net generation	net ownership interest in plant(s) generation
Note __	Note __ to consolidated financial statements
NextEra Energy Resources	NextEra Energy Resources, LLC
NRC	U.S. Nuclear Regulatory Commission
NYISO	New York Independent System Operator
O&M expenses	other operations and maintenance expenses in the consolidated statements of income
OEB	Ontario Energy Board
OTC	over-the-counter
OTTI	other than temporary impairment or other than temporarily impaired
PJM	PJM Interconnection, LLC
Point Beach	Point Beach Nuclear Power Plant
PPA	purchased power agreement(s)
PTC	production tax credit
PUCT	Public Utility Commission of Texas
renewable energy tax credits	production tax credits and investment tax credits collectively
regulatory ROE	return on common equity as determined for regulatory purposes
RPS	renewable portfolio standards
RTO	regional transmission organization
Seabrook	Seabrook Station
SEC	U.S. Securities and Exchange Commission
storm protection plan	storm protection plan cost recovery clause, as established by the FPSC
XPLR	XPLR Infrastructure, LP (formerly known as NextEra Energy Partners, LP)
XPLR OpCo	XPLR Infrastructure Operating Partners, LP (formerly known as NextEra Energy Operating Partners, LP)
U.S.	United States of America

NEE, FPL, NEECH, NextEra Energy Resources and NEET each has subsidiaries and affiliates with names that may include NextEra Energy, FPL, NextEra Energy Resources, NextEra Energy Transmission, NextEra, FPL Group, FPL Energy, FPLE and similar references. For convenience and simplicity, in this report the terms NEE, FPL, NEECH, NextEra Energy Resources, NEET and NEER are sometimes used as abbreviated references to specific subsidiaries, affiliates or groups of subsidiaries or affiliates. The precise meaning depends on the context.

TABLE OF CONTENTS

	<u>Page No.</u>
Definitions	2
Forward-Looking Statements	3
PART I	
Item 1. Business	4
Item 1A. Risk Factors	21
Item 1B. Unresolved Staff Comments	34
Item 1C. Cybersecurity	34
Item 2. Properties	35
Item 3. Legal Proceedings	35
Item 4. Mine Safety Disclosures	35
PART II	
Item 5. Market for Registrants' Common Equity, Related Stockholder Matters and Issuer Purchases of Equity Securities	35
Item 6. Reserved	36
Item 7. Management's Discussion and Analysis of Financial Condition and Results of Operations	37
Item 7A. Quantitative and Qualitative Disclosures About Market Risk	56
Item 8. Financial Statements and Supplementary Data	57
Item 9. Changes in and Disagreements With Accountants on Accounting and Financial Disclosure	114
Item 9A. Controls and Procedures	114
Item 9B. Other Information	114
Item 9C. Disclosure Regarding Foreign Jurisdictions that Prevent Inspections	114
PART III	
Item 10. Directors, Executive Officers and Corporate Governance	115
Item 11. Executive Compensation	115
Item 12. Security Ownership of Certain Beneficial Owners and Management and Related Stockholder Matters	115
Item 13. Certain Relationships and Related Transactions, and Director Independence	115
Item 14. Principal Accountant Fees and Services	116
PART IV	
Item 15. Exhibits and Financial Statement Schedules	117
Item 16. Form 10-K Summary	125
Signatures	126

FORWARD-LOOKING STATEMENTS

This report includes forward-looking statements within the meaning of the Private Securities Litigation Reform Act of 1995. Any statements that express, or involve discussions as to, expectations, beliefs, plans, objectives, assumptions, strategies, future events or performance (often, but not always, through the use of words or phrases such as may result, are expected to, will continue, is anticipated, believe, will, could, should, would, estimated, may, plan, potential, future, projection, goals, target, outlook, predict and intend or words of similar meaning) are not statements of historical facts and may be forward looking. Forward-looking statements involve estimates, assumptions and uncertainties. Accordingly, any such statements are qualified in their entirety by reference to, and are accompanied by, important factors included in Part I, Item 1A. Risk Factors (in addition to any assumptions and other factors referred to specifically in connection with such forward-looking statements) that could have a significant impact on NEE's and/or FPL's operations and financial results, and could cause NEE's and/or FPL's actual results to differ materially from those contained or implied in forward-looking statements made by or on behalf of NEE and/or FPL in this combined Form 10-K, in presentations, on their respective websites, in response to questions or otherwise.

Any forward-looking statement speaks only as of the date on which such statement is made, and NEE and FPL undertake no obligation to update any forward-looking statement to reflect events or circumstances, including, but not limited to, unanticipated events, after the date on which such statement is made, unless otherwise required by law. New factors emerge from time to time and it is not possible for management to predict all of such factors, nor can it assess the impact of each such factor on the business or the extent to which any factor, or combination of factors, may cause actual results to differ materially from those contained or implied in any forward-looking statement.

PART I

Item 1. Business

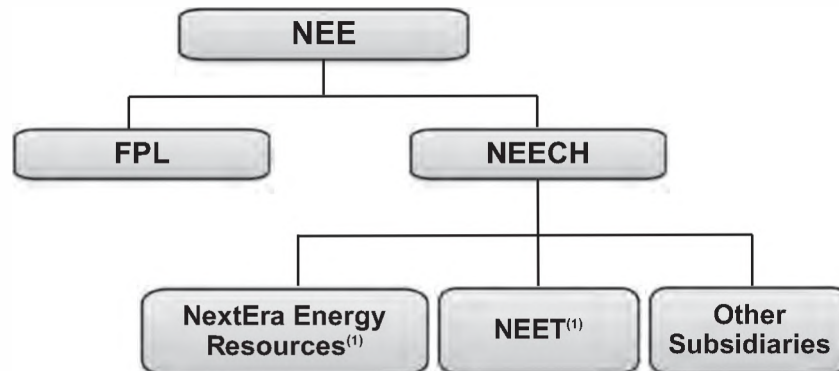
OVERVIEW

NEE is one of the largest electric power and energy infrastructure companies in North America and a leader in the renewable energy industry. At December 31, 2024, NEE had approximately 72 gigawatts of net generation and storage capacity from a diverse portfolio of assets, primarily including natural gas, wind, solar and nuclear generation facilities and battery storage facilities. NEE has two principal businesses, FPL and NEER. FPL is the largest electric utility in the state of Florida and one of the largest electric utilities in the U.S. FPL's strategic focus is centered on investing in generation, transmission and distribution facilities to deliver on its value proposition of keeping customer bills as low as possible and delivering high reliability, outstanding customer service and energy from diverse generation sources for the benefit of its more than six million customer accounts. NEER is the world's largest generator of renewable energy from the wind and sun, as well as a world leader in battery storage capacity. NEER's strategic focus is centered on the development, construction and operation of long-term contracted assets throughout the U.S. and Canada, primarily renewable generation facilities, and electric transmission facilities, as well as providing other energy solutions to its customers.

As described in more detail in the following sections, NEE seeks to create value in its two principal businesses by meeting its customers' needs more economically and more reliably than its competitors. NEE's strategy has resulted in profitable growth over sustained periods at both FPL and NEER. Management seeks to grow each business (see Note 15 – Commitments) in a manner consistent with the varying opportunities available to it; however, management believes that the diversification and balance represented by FPL and NEER is a valuable characteristic of the enterprise and recognizes that each business contributes to NEE's financial strength in different ways. FPL and NEER share a common platform with the objective of lowering costs, creating efficiencies and encouraging innovative ideas for their businesses. NEE and its subsidiaries, with employees totaling approximately 16,800 as of December 31, 2024, continue to develop and implement enterprise-wide initiatives focused on improving productivity, process effectiveness and quality.

NEE's reportable segments for financial reporting purposes are FPL and NEER (see Note 16). NEECH, a wholly owned subsidiary of NEE, owns and provides funding for NEE's operating subsidiaries, other than FPL and its subsidiaries. The following diagram depicts NEE's simplified ownership structure:

NEE Organizational Chart

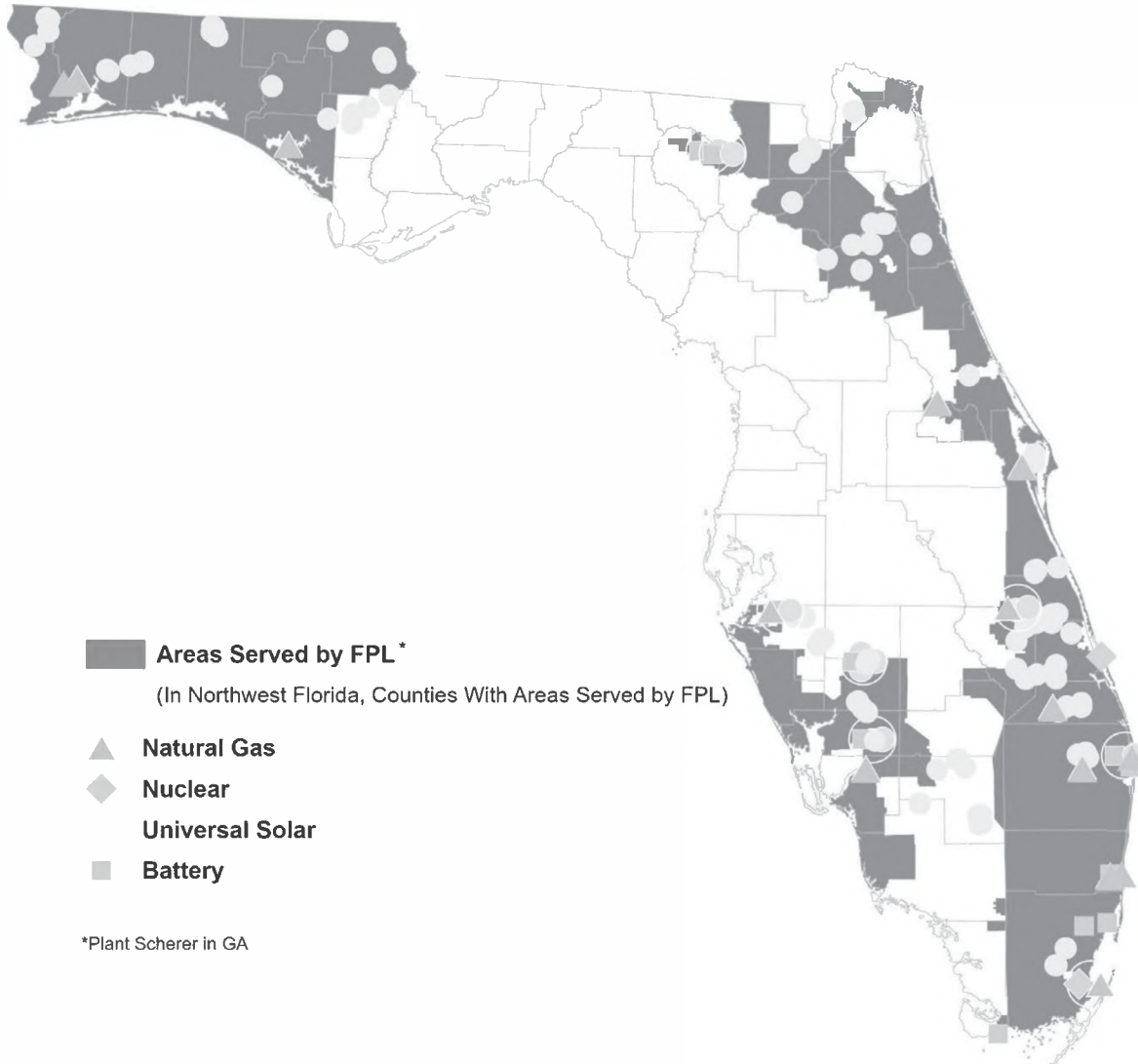


(1) Comprises the NEER segment.

FPL

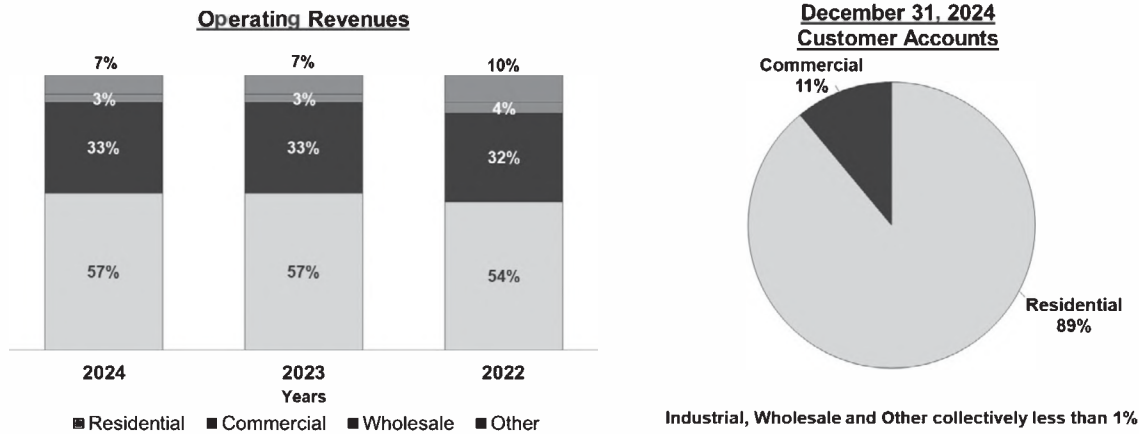
FPL is a rate-regulated electric utility engaged primarily in the generation, transmission, distribution and sale of electric energy in Florida. FPL is the largest electric utility in the state of Florida and one of the largest electric utilities in the U.S. At December 31, 2024, FPL had 35,052 MW of net generating capacity, approximately 91,000 circuit miles of transmission and distribution lines and 921 substations. FPL provides service to its electric customers through an integrated transmission and distribution system that links its generation facilities to its customers.

FPL serves approximately 12 million people through more than 6 million customer accounts. The following map shows FPL's service areas and plant locations as of February 14, 2025, which cover most of the east and lower west coasts of Florida and are in ten counties throughout northwest Florida (see FPL Sources of Generation below).



CUSTOMERS AND REVENUE

FPL's primary source of operating revenues is from its retail customer base; it also serves a limited number of wholesale customers within Florida. The percentage of FPL's operating revenues and customer accounts by customer class were as follows:



For both retail and wholesale customers, the prices (or rates) that FPL may charge are approved by regulatory bodies, by the FPSC in the case of retail customers and by the FERC in the case of wholesale customers. In general, under U.S. and Florida law, regulated rates are intended to cover the cost of providing service, including a reasonable rate of return on invested capital. Since the regulatory bodies have authority to determine the relevant cost of providing service and the appropriate rate of return on capital employed, there can be no guarantee that FPL will be able to earn any particular rate of return or recover all of its costs through regulated rates. See FPL Regulation below.

FPL seeks to maintain rates that are as low as possible for its customers, while continuing to deliver reliable service. Since rates are largely cost-based, maintaining low rates requires a strategy focused on developing and maintaining a low-cost position, including the implementation of ideas generated from cost savings initiatives.

FRANCHISE AGREEMENTS AND COMPETITION

FPL's service to its electric retail customers is provided primarily under franchise agreements negotiated with municipalities or counties. During the term of a franchise agreement, which is typically 30 years, the municipality or county agrees not to form its own utility, and FPL has the right to offer electric service to residents. At December 31, 2024, FPL held 226 franchise agreements with various municipalities and counties in Florida with varying expiration dates through 2054. These franchise agreements cover the vast majority of FPL's retail customer base in Florida. At December 31, 2024, FPL also provided service to customers in 10 other municipalities and to 27 unincorporated areas within its service area without franchise agreements pursuant to the general obligation to serve as a public utility. FPL relies upon Florida law for access to public rights-of-way.

Because any customer may elect to provide their own electric services, FPL effectively must compete for an individual customer's business. As a practical matter, few customers provide their own service at the present time since FPL's cost of service is lower than the cost of self-generation for a significant majority of customers. Changing technology (particularly increasing efficiency of solar power generation), tax incentives, economic conditions, regulatory changes, increasing cost-competitiveness of rooftop solar and battery storage and other factors could alter the favorable relative cost position that FPL currently enjoys; however, FPL seeks as a matter of strategy to ensure that it delivers superior value, in the form of customer bills as low as possible, high reliability, outstanding customer service and energy from diverse generation sources.

In addition to self-generation by residential, commercial and industrial customers, FPL also faces competition from other suppliers of electrical energy to wholesale and industrial customers and from alternative energy sources. In 2024, 2023 and 2022, operating revenues from wholesale and industrial electric customers combined represented approximately 5%, 5% and 7%, respectively, of FPL's total operating revenues.

For the building of new steam and solar generating capacity of 75 MW or greater, the FPSC requires investor-owned electric utilities, including FPL, to issue a request for proposal (RFP) except when the FPSC determines that an exception from the RFP process is in the public interest. The RFP process allows independent power producers and others to bid to supply the new generating capacity. If a bidder has the most cost-effective alternative, meets other criteria such as financial viability and demonstrates adequate expertise and experience in building and/or operating generating capacity of the type proposed, the investor-owned electric utility would seek to negotiate a PPA with the selected bidder and request that the FPSC approve the terms of the PPA and, if appropriate, provide the required authorization for the construction of the bidder's generating capacity.

FPL SOURCES OF GENERATION

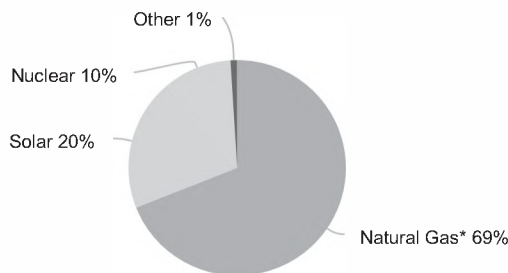
At December 31, 2024, FPL's resources for serving load consisted of approximately 35,296 MW of net generating capacity, of which 35,052 MW were from FPL-owned facilities and 244 MW were available through PPAs. FPL owned and operated 44 units with generating capacity of 24,297 MW that primarily use natural gas and 96 solar generation facilities with generating capacity totaling 7,038 MW. In addition, FPL owned, or had undivided interests in, and operated four nuclear units with net generating capacity totaling 3,502 MW (see Nuclear Operations below) and had a joint ownership interest in a coal unit located in Georgia which is operated by the joint owner with a net generating capacity of 215 MW (see Note 7 – Jointly-Owned Electric Plants). FPL also develops and constructs battery storage projects, which, when combined with its solar projects, serve to enhance its ability to meet customer needs for a nearly firm generation source. At December 31, 2024, FPL had 469 MW of battery storage capacity that delivers energy to the transmission system. FPL customer usage and operating revenues are typically higher during the summer months, largely due to the prevalent use of air conditioning in its service area. Occasionally, unusually cold temperatures during the winter months result in significant increases in electricity usage for short periods of time.

In 2024 and in January 2025, FPL continued to add new solar generation with cost recovery through base rates, through a Solar Base Rate Adjustment (SoBRA) and through SolarTogether[®] (a voluntary community solar program that gives FPL electric customers an opportunity to participate directly in the expansion of solar energy where participants pay a fixed monthly subscription charge and receive credits on their related monthly customer bill). FPL added new solar generation with capacity totaling 2,235 MW in 2024 and 894 MW in January 2025 (see FPL Regulation – FPL Electric Rate Regulation – Base Rates – Base Rates Effective January 2022 through December 2025 below).

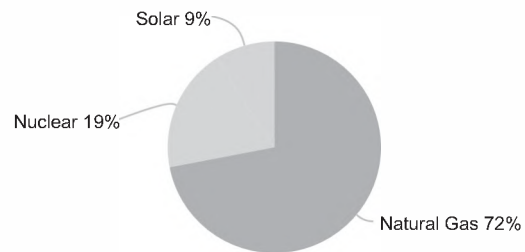
Fuel Sources

FPL relies upon a mix of fuel sources for its generation facilities, the ability of some of its generation facilities to operate on both natural gas and low sulfur diesel, and on purchased power to maintain the flexibility to achieve a more economical fuel mix in order to respond to market and industry developments. See discussion of solar generation additions above.

**FPL
2024 Net Generating Capacity by Fuel Type
MW**



**FPL
2024 Energy Mix
MWh**



*approximately 66% has dual fuel capability

Significant Fuel and Transportation Contracts. At December 31, 2024, FPL had the following significant fuel and transportation contracts in place:

- firm transportation contracts with ten different transportation suppliers for natural gas pipeline capacity for an aggregate maximum delivery quantity of 2,836,000 MMBtu/day with expiration dates through 2042 (see Note 15 – Contracts);
- several contracts for the supply of uranium and the conversion, enrichment and fabrication of nuclear fuel with expiration dates through 2039; and
- short- and medium-term natural gas supply contracts, with expiration dates through 2028, to provide a portion of FPL's anticipated needs for natural gas, with the remainder of FPL's natural gas requirements being purchased in the spot market.

Nuclear Operations

At December 31, 2024, FPL owned, or had undivided interests in, and operated the four nuclear units in Florida discussed below. FPL's nuclear units are periodically removed from service to accommodate planned refueling and maintenance outages, including inspections, repairs and certain other modifications. Scheduled nuclear refueling outages require the unit to be removed from service for variable lengths of time.

Facility	Net Generating Capacity (MW)	Beginning of Next Scheduled Refueling Outage	Operating License Expiration Date
St. Lucie Unit No. 1	981	September 2025	2036 ^(a)
St. Lucie Unit No. 2	840 ^(b)	April 2026	2043 ^(a)
Turkey Point Unit No. 3	837	February 2026	2052 ^(c)
Turkey Point Unit No. 4	844	March 2025	2053 ^(c)

(a) In 2021, FPL filed an application with the NRC to renew both St. Lucie operating licenses for an additional 20 years. License renewals are pending.

(b) Excludes 147 MW operated by FPL but owned by non-affiliates.

(c) In September 2024, the license renewals for both Turkey Point units were approved. An intervenor's appeal of the decision dismissing its proposed contentions against the license renewals is pending before the NRC.

NRC regulations require FPL to submit a plan for decontamination and decommissioning five years before the projected end of plant operation. If the license renewals are approved by the NRC, FPL's plans provide for St. Lucie Unit No. 1 to be shut down in 2056 with decommissioning activities to be integrated with the dismantlement of St. Lucie Unit No. 2 commencing in 2063. FPL's plans provide for the dismantlement of Turkey Point Units Nos. 3 and 4 with decommissioning activities commencing in 2052 and 2053, respectively.

FPL's nuclear facilities use both on-site storage pools and dry storage casks to store spent nuclear fuel generated by these facilities, which are expected to provide sufficient storage of spent nuclear fuel that is generated at these facilities through license expiration, as well as through any pending license extensions.

FPL ENERGY MARKETING AND TRADING

FPL's Energy Marketing & Trading division (EMT) buys and sells wholesale energy commodities, such as natural gas, low sulfur diesel, electricity and renewable energy credits (RECs) from certain FPL solar generation assets. EMT procures natural gas and low sulfur diesel for FPL's use in power generation and sells excess natural gas, low sulfur diesel and electricity. EMT also uses derivative instruments (primarily swaps, options and forwards) to manage the physical and financial risks inherent in the purchase and sale of fuel and electricity. Substantially all of the results of EMT's activities are passed through to customers in the fuel or capacity clauses. See Management's Discussion – Energy Marketing and Trading and Market Risk Sensitivity and Note 3.

FPL REGULATION

FPL's operations are subject to regulation by a number of federal, state and other organizations, including, but not limited to, the following:

- the FPSC, which has jurisdiction over retail rates, service area, issuances of securities, and planning, siting and construction of facilities, among other things;
- the FERC, which oversees the acquisition and disposition of electric generation, transmission and other facilities, transmission of electricity and natural gas in interstate commerce, proposals to build and operate interstate natural gas pipelines and storage facilities, and wholesale purchases and sales of electric energy, among other things;
- the NERC, which, through its regional entities, establishes and enforces mandatory reliability standards, subject to approval by the FERC, to ensure the reliability of the U.S. electric transmission and generation system and to prevent major system blackouts;
- the NRC, which has jurisdiction over the operation of nuclear power plants through the issuance of operating licenses, rules, regulations and orders; and
- the EPA, which has the responsibility to maintain and enforce national standards under a variety of environmental laws, in some cases delegating authority to state agencies. The EPA also works with industries and all levels of government, including federal and state governments, in a wide variety of voluntary pollution prevention programs and energy conservation efforts.

FPL Electric Rate Regulation

The FPSC sets rates at a level that is intended to allow the utility the opportunity to collect from retail customers total revenues (revenue requirements) equal to its cost of providing service, including a reasonable rate of return on invested capital. To accomplish this, the FPSC uses various ratemaking mechanisms, including, among other things, base rates and cost recovery clauses.

Base Rates. In general, the basic costs of providing electric service, other than fuel and certain other costs, are recovered through base rates, which are designed to recover the costs of constructing, operating and maintaining the utility system. These basic costs include O&M expenses, depreciation and taxes, as well as a return on investment in assets used and useful in providing electric service (rate base). At the time base rates are established, the allowed rate of return on rate base approximates the FPSC's determination of the utility's estimated weighted-average cost of capital, which includes its costs for outstanding debt and an allowed return on common equity. The FPSC monitors the utility's actual regulatory ROE through a surveillance report that is filed monthly with the FPSC. The FPSC does not provide assurance that any regulatory ROE will be achieved. Base rates are determined in rate proceedings or through negotiated settlements of those proceedings. Proceedings can occur at the initiative of the utility or upon action by the FPSC. Existing base rates remain in effect until new base rates are approved by the FPSC.

Base Rates Effective January 2022 through December 2025 – In December 2021, the FPSC issued a final order approving a stipulation and settlement between FPL and several intervenors in FPL's base rate proceeding (2021 rate agreement).

Key elements of the 2021 rate agreement, which is effective from January 2022 through December 2025, include, among other things, the following:

- New retail base rates and charges were established resulting in the following increases in annualized retail base revenues:
 - \$692 million beginning January 1, 2022, and
 - \$560 million beginning January 1, 2023.
- In addition, FPL received base rate increases associated with the addition of up to 894 MW annually of new solar generation through the SoBRA mechanism in each of 2024 and 2025. FPL's recovery through the SoBRA mechanism was limited to an installed cost cap of \$1,250 per kW.
- FPL's authorized regulatory ROE was 10.60%, with a range of 9.70% to 11.70%. However, in the event the average 30-year U.S. Treasury rate was 2.49% or greater over a consecutive six-month period, FPL was authorized to increase the regulatory ROE to 10.80% with a range of 9.80% to 11.80%. During August 2022, this provision was triggered and effective September 1, 2022, FPL's authorized regulatory ROE and ROE range were increased. If FPL's earned regulatory ROE falls below 9.80%, FPL may seek retail base rate relief. If the earned regulatory ROE rises above 11.80%, any party with standing may seek a review of FPL's retail base rates.
- Subject to certain conditions, FPL may amortize, over the term of the 2021 rate agreement, up to \$1.45 billion of depreciation reserve surplus, provided that in any year of the 2021 rate agreement FPL must amortize at least enough reserve amount to maintain its minimum authorized regulatory ROE and also may not amortize any reserve amount that would result in an earned regulatory ROE in excess of its maximum authorized regulatory ROE.
- FPL is authorized to expand SolarTogether[®] by constructing an additional 1,788 MW of solar generation from 2022 through 2025, such that the total capacity of SolarTogether[®] would be 3,278 MW.
- Future storm restoration costs would be recoverable on an interim basis beginning 60 days from the filing of a cost recovery petition, but capped at an amount that produces a surcharge of no more than \$4 for every 1,000 kWh of usage on residential bills during the first 12 months of cost recovery. Any additional costs would be eligible for recovery in subsequent years. If storm restoration costs exceed \$800 million in any given calendar year, FPL may request an increase to the \$4 surcharge. See Note 1 – Storm Funds, Storm Reserves and Storm Cost Recovery.
- If federal or state permanent corporate income tax changes become effective during the term of the 2021 rate agreement, FPL will prospectively adjust base rates after a review by the FPSC.

In March 2024, the FPSC issued a supplemental final order regarding FPL's 2021 rate agreement. The order affirmed the FPSC's prior approval of the 2021 rate agreement and is intended to further document, as requested by the Florida Supreme Court, how the evidence presented led to and supports the FPSC's decision to approve FPL's 2021 rate agreement. An April 2024 appeal of the order filed with the Florida Supreme Court by certain intervenors remains pending.

FPL 2025 Base Rate Proceeding – On December 30, 2024, FPL filed a formal notification with the FPSC indicating its intent to initiate a base rate proceeding by submitting a four-year rate plan that would begin in January 2026 replacing the 2021 rate agreement. The notification states that, based on preliminary estimates, FPL expects to request a general base revenue requirement increase of approximately \$1.55 billion effective January 2026 and a subsequent increase of approximately \$930 million effective January 2027. The plan is also expected to request authority for a Solar and Battery Base Rate Adjustment mechanism to recover, subject to FPSC review, the revenue requirements associated with building and operating additional solar and battery storage projects in 2028 and 2029. In addition, FPL expects to propose an allowed regulatory ROE midpoint of 11.90% and to incorporate the continued application of FPL's longstanding equity ratio approved in prior base rate cases. FPL expects to file its formal request to initiate a base rate proceeding on or around February 28, 2025.

Cost Recovery Clauses. Cost recovery clauses are designed to permit full recovery of certain costs and provide a return on certain assets allowed to be recovered through these clauses. Cost recovery clause costs are recovered through levelized monthly charges per kWh or kW, depending on the customer's rate class. These cost recovery clause charges are calculated annually based on estimated costs and estimated customer usage for the following year, plus or minus true-up adjustments to reflect the estimated over or under recovery of costs for the current and prior periods. An adjustment to the levelized charges may be approved during the course of a year to reflect revised estimates. FPL recovers costs from customers through the following clauses:

- Fuel – primarily fuel costs, the most significant of the cost recovery clauses in terms of operating revenues (see Note 1 – Rate Regulation);
- Storm Protection Plan – costs associated with an FPSC-approved transmission and distribution storm protection plan, substantially all of which includes costs for hardening of overhead transmission and distribution lines, undergrounding of certain distribution lines and vegetation management;
- Capacity – primarily certain costs associated with the acquisition and retirement of several electric generation facilities (see Note 1 – Rate Regulation) and capacity payments related to PPAs;
- Energy Conservation – costs associated with implementing energy conservation programs; and
- Environmental – certain costs of complying with federal, state and local environmental regulations enacted after April 1993 and costs associated with certain of FPL's solar facilities placed in service prior to 2016.

The FPSC has the authority to disallow recovery of costs that it considers excessive or imprudently incurred. These costs may include, among others, fuel and O&M expenses, the cost of replacing power lost when generation units are unavailable, storm restoration costs and costs associated with the construction or acquisition of new facilities.

FERC

The Federal Power Act grants the FERC exclusive ratemaking jurisdiction over wholesale sales of electricity and the transmission of electricity and natural gas in interstate commerce. Pursuant to the Federal Power Act, electric utilities must file for FERC acceptance and maintain tariffs and rate schedules which govern the rates, terms and conditions for the provision of FERC-jurisdictional wholesale power and transmission services. Wholesale power sales tariffs on file at FERC may authorize sales at cost-based rates or, where the seller lacks market power, at market-based rates. The Federal Power Act also gives the FERC authority to certify and oversee an electric reliability organization with authority to establish and independently enforce mandatory reliability standards applicable to all users, owners and operators of the bulk-power system. See NERC below. Electric utilities are subject to accounting, record-keeping and reporting requirements administered by the FERC. The FERC also places certain limitations on transactions between electric utilities and their affiliates.

NERC

The NERC has been certified by the FERC as an electric reliability organization. The NERC's mandate is to ensure the reliability and security of the North American bulk-power system through the establishment and enforcement of reliability standards approved by FERC. The NERC's regional entities also enforce reliability standards approved by the FERC. FPL is subject to these reliability standards and incurs costs to ensure compliance with continually heightened requirements, and can incur significant penalties for failing to comply with them.

FPL Environmental Regulation

FPL is subject to environmental laws and regulations as described in the NEE Environmental Matters section below. FPL expects to seek recovery through the environmental clause for compliance costs associated with any new environmental laws and regulations.

FPL HUMAN CAPITAL

FPL had approximately 9,300 employees at December 31, 2024, with approximately 31% of these employees represented by the International Brotherhood of Electrical Workers (IBEW). The collective bargaining agreements have approximately three-year terms and expire between March 2025 and April 2027.

NEER

NEER, comprised of NEE's competitive energy and rate-regulated transmission businesses, is a diversified energy business with a strategy that emphasizes the development, construction and operation of long-term contracted assets with a focus on low-cost energy solutions. NEER is the world's largest generator of renewable energy from the wind and sun based on 2024 MWh produced on a net generation basis, as well as a world leader in battery storage based on 2024 MW of net generating capacity.

NEE reports NextEra Energy Resources and NEET, a rate-regulated transmission business, on a combined basis for segment reporting purposes, and the combined segment is referred to as NEER. The NEER segment owns, develops, constructs, manages and operates electric generation facilities in wholesale energy markets in the U.S. and Canada and also includes assets and investments in other clean energy businesses, such as battery storage and natural gas pipelines. NEER, with approximately 33,410 MW of total net generating capacity at December 31, 2024, is one of the largest wholesale generators of electric power in the U.S., including approximately 32,890 MW of net generating capacity across 41 states and 520 MW of net generating capacity in 4 Canadian provinces. At December 31, 2024, NEER operates facilities, in which it has partial or full ownership interests, with a total generating capacity of approximately 41,500 MW. NEER primarily sells its capacity and/or energy output through long-term power sales agreements with utilities, retail electricity providers, power cooperatives, municipal electric providers and commercial and industrial customers. NEER produces the majority of its energy from clean and renewable sources as described more fully below. In addition, NEER develops and constructs battery storage projects, which when combined with its renewable projects, serve to enhance its ability to meet customers' firm capacity needs, or as standalone facilities. The NEER segment also owns, develops, constructs and operates rate-regulated transmission facilities in North America with a total rate base of \$2.7 billion at December 31, 2024. NEER's rate-regulated transmission facilities and the transmission lines that connect its electric generation facilities, including noncontrolling or joint venture interests, to the electric grid are comprised of approximately 370 substations and 3,885 circuit miles of transmission lines at December 31, 2024.

NEER engages in energy-related commodity marketing and trading activities, including entering into financial and physical contracts. These contracts primarily involve power and fuel commodities and their related products for the purpose of providing full energy and capacity requirements services, primarily to distribution utilities in certain markets, and offering customized power and fuel and related risk management services to wholesale customers, as well as to hedge the production from NEER's generation assets that is not sold under long-term power supply agreements. In addition, NEER participates in natural gas, natural gas liquids and oil production through operating and non-operating ownership interests, and in pipeline infrastructure construction, management and operations, through noncontrolling or joint venture interests. NEER hedges the expected output from its natural gas and oil production assets to protect against price movements. During the fourth quarter of 2024, as a result of selling ownership interests in certain natural gas and oil shale formations and in certain natural gas pipeline facilities (see Note 1 – Disposal of Businesses/Assets), NEER reassessed and changed its reporting unit structure to no longer report gas infrastructure as a separate reporting unit.

CLEAN ENERGY AND OTHER OPERATIONS

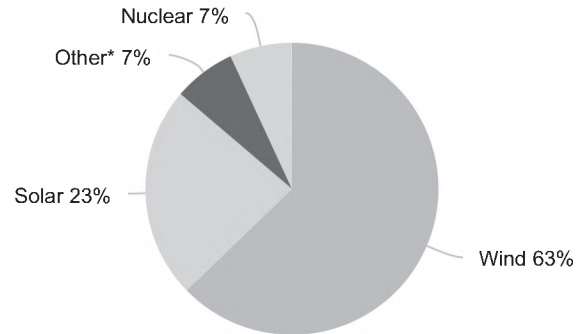
NEER sells products associated with its generation facilities (energy, capacity, RECs and ancillary services) in competitive markets in regions where those facilities are located. Customer transactions may be supplied from NEER generation facilities or from purchases in the wholesale markets, or from a combination thereof. See Markets and Competition below.

NEER's generation and battery storage projects, natural gas pipelines and transmission facilities (including noncontrolling or joint venture interests) at December 31, 2024 are as follows:



Clean Energy

2024 Net Generating Capacity by Fuel Type MW



*Primarily natural gas

Generation Assets

NEER's portfolio of generation assets primarily consists of generation facilities with long-term power sales agreements for substantially all of their capacity and/or energy output. Information related to contracted generation assets at December 31, 2024 was as follows:

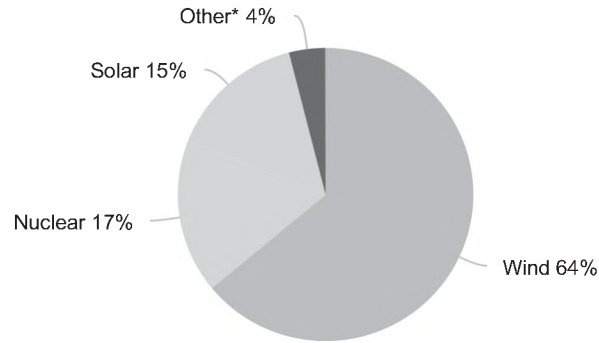
- represented approximately 31,569 MW of total net generating capacity; and
- weighted-average remaining contract term of the power sales agreements of approximately 14 years, primarily based on forecasted contributions to earnings.

NEER's merchant generation assets primarily consist of generation facilities that do not have long-term power sales agreements to sell their capacity and/or energy output and therefore require active marketing and hedging. Merchant generation assets at December 31, 2024 represented approximately 1,842 MW of total net generating capacity, including 805 MW from nuclear generation and 1,032 MW from other peak generation facilities, and are primarily located in the Northeast region of the U.S. NEER utilizes swaps, options, futures and forwards to lock in pricing and manage the commodity price risk inherent in power sales and fuel purchases.

NEER Generation Assets' Fuel/Technology Mix

During 2024, NEER generated approximately 111 million MWh utilizing the following mix of fuel sources for generation facilities in which it has an ownership interest:

**2024 Net Generation by Fuel Type
MWh**



*Primarily natural gas

Wind Facilities

- located in 23 states in the U.S. and 4 provinces in Canada;
- operated a total generating capacity of approximately 26,335 MW, including capacity associated with noncontrolling and joint venture interests, at December 31, 2024;
- ownership interests in a total net generating capacity of approximately 20,977 MW at December 31, 2024;
 - essentially all MW are contracted wind assets located primarily throughout Texas and the West and Midwest regions of the U.S. and Canada;
 - includes the impacts of approximately 1,365 MW of new generating capacity added in the U.S. in 2024 and an ownership interest in assets sold to a third party totaling approximately 536 MW (see Note 1 – Disposal of Businesses/Assets).

Solar Facilities

- located in 31 states in the U.S.;
- operated photovoltaic and solar thermal facilities with a total generating capacity of approximately 10,157 MW, including capacity associated with noncontrolling and joint venture interests, at December 31, 2024;
- ownership interests in solar facilities with a total net generating capacity of approximately 7,837 MW at December 31, 2024;
 - essentially all MW are contracted solar facilities located primarily throughout the West and South regions of the U.S.;
 - includes the impacts of approximately 2,507 MW of generating capacity added in the U.S. in 2024 and an ownership interest in assets sold to a third party totaling approximately 527 MW (see Note 1 – Disposal of Businesses/Assets).

Nuclear Facilities

At December 31, 2024, NextEra Energy Resources was the sole owner of the two Point Beach nuclear units shown in the table below and was the largest joint owner of the Seabrook nuclear facility shown in the table below. NEER's nuclear units are periodically removed from service to accommodate planned refueling and maintenance outages, including inspections, repairs and certain other modifications. Scheduled nuclear refueling outages require the unit to be removed from service for variable lengths of time.

Facility	Location	Net Generating Capacity (MW)	Portfolio Category	Beginning of Next Scheduled Refueling Outage ^(a)	Operating License Expiration Date
Seabrook	New Hampshire	1,102 ^(b)	Merchant ^(c)	April 2026	2050
Point Beach Unit No. 1	Wisconsin	595	Contracted ^(d)	March 2025	2030 ^(e)
Point Beach Unit No. 2	Wisconsin	595	Contracted ^(d)	March 2026	2033 ^(e)

(a) NEER has several contracts for the supply of uranium and the conversion, enrichment and fabrication of nuclear fuel for all nuclear units with expiration dates through 2033 (see Note 15 – Contracts).

(b) Excludes 147 MW operated by NEER but owned by non-affiliates.

(c) Includes 297 MW sold under a long-term contract.

(d) NEER sells all of the output of Point Beach Units Nos. 1 and 2 under long-term contracts through their current operating license expiration dates.

(e) In 2020, NEER filed an application with the NRC to renew both Point Beach operating licenses for an additional 20 years. License renewals are pending.

NEER is responsible for all nuclear unit operations and the ultimate decommissioning of the nuclear units, the cost of which is shared on a pro-rata basis by the joint owners with respect to the Seabrook unit. NRC regulations require plant owners to submit a plan for decontamination and decommissioning five years before the projected end of plant operation. NEER's nuclear facilities use both on-site storage pools and dry storage casks to store spent nuclear fuel generated by these facilities, which, based on existing regulations, are expected to provide sufficient storage of spent nuclear fuel that is generated at these facilities through current license expiration, as well as through any pending license extensions.

NEER also maintains an approximately 70% interest in Duane Arnold, a nuclear facility located in Iowa that ceased operations in August 2020. NEER has a site-specific cost estimate and plan for decontamination and decommissioning on file with the NRC. All spent nuclear fuel housed onsite is in long-term dry storage until the DOE is able to take possession. In January 2025, NEER submitted a licensing path and exemption request with the NRC to explore the potential to recommission Duane Arnold. A recommissioning of Duane Arnold is contingent upon several factors including receipt of NRC regulatory approvals and approval of subsequent license renewal. In the event that Duane Arnold is not recommissioned, NEER estimates that the cost of decommissioning Duane Arnold is fully funded and would expect completion by approximately 2080.

Other Clean Energy

NEER's portfolio also includes assets and investments in other businesses with a clean energy focus, such as battery storage, natural gas pipelines and renewable fuels. At December 31, 2024, NextEra Energy Resources had net ownership interests in approximately 3,379 MW of battery storage capacity. In addition, NextEra Energy Resources has equity method investments in four natural gas pipelines located in the Southeast region of the U.S., which total approximately 1,052 miles of pipeline. NextEra Energy Resources' net ownership interests represent noncontrolling interests ranging from approximately 33.3% to 85.0% in the pipelines and total net capacity of 1.67 Bcf per day. NextEra Energy Resources owns, or has a partial ownership interest in, a portfolio of 29 biogas projects, one of which is an operating renewable natural gas facility and the others of which are primarily operating landfill gas-to-electric facilities.

Policy Incentives for Clean Energy Projects

U.S. federal, state and local governments have established various incentives to support the development of clean energy projects. These incentives include accelerated tax depreciation, PTCs, ITCs, cash grants, tax abatements and RPS programs. Pursuant to the U.S. federal Modified Accelerated Cost Recovery System, wind and solar generation facilities are depreciated for tax purposes over a five-year period even though the useful life of such facilities is generally much longer than five years.

Owners of wind and solar facilities are eligible to claim an income tax credit (the PTC, or an ITC in lieu of the PTC) upon initially achieving commercial operation. Wind and solar generation facilities are eligible for 100% PTC or 30% ITC if such facilities start construction before the later of 2034 or the end of the calendar year following the year in which greenhouse gas emissions from U.S. electric generation are reduced by 75% from 2022 levels. The PTC is determined based on the amount of electricity produced by the facility during the first ten years of commercial operation. A facility must also meet certain labor requirements to qualify for the 100% PTC or 30% ITC rate or construction must have started on the facility before January 29, 2023. In addition, the PTC is increased by 10% and the ITC rate is increased by 10 percentage points for facilities that satisfy certain tax credit enhancement requirements. Retrofitted wind and solar generation facilities may qualify for a PTC or an ITC if the cost basis of the new investment is at least 80% of the retrofitted facility's total fair value.

In addition, the 30% ITC applies to energy storage projects placed in service after 2022 (previously, such projects qualified only if they were connected to and charged by a renewable generation facility that claimed the ITC) as well as certain property with respect to renewable natural gas facilities (including gas upgrading equipment) that are placed in service after 2022 and began construction before 2025. Energy storage projects and renewable natural gas facilities are eligible for a 10 percentage point increase in the ITC rate if the facilities satisfy certain tax credit enhancement requirements.

Nuclear facilities placed in service before August 16, 2022, are eligible for a PTC of \$3/MWh (increased to \$15/MWh if certain prevailing wage requirements are satisfied) for electricity produced and sold after 2023 and before 2033. The PTC for these nuclear facilities begins to phase-out when gross receipts from electricity produced by the nuclear facility exceed \$25/MWh and is completely phased-out when gross receipts exceed \$43.75/MWh (subject to an annual inflation factor). Nuclear facilities placed in service after 2024 (including the restart of nuclear facilities previously in decommissioning) are eligible for the 100% PTC or 30% ITC, subject to the same requirements applicable to wind and solar facilities (discussed above).

For taxable years beginning after 2022, clean energy tax credits generated during the year can be transferred to an unrelated purchaser for cash, providing an additional path, along with sales of differential membership interests, for developers to monetize the value of clean energy tax credits.

Other countries, including Canada, provide for incentives like feed-in-tariffs for renewable energy projects. The feed-in-tariffs promote renewable energy investments by offering long-term contracts to renewable energy producers, typically based on the cost of generation of each technology.

Other Operations

Rate-Regulated Transmission – At December 31, 2024, certain entities within the NEER segment had ownership interests in rate-regulated transmission and related facilities.

Jurisdiction	NEET's Rate Base (millions)	Miles	Substations	Kilovolt	Location	Rate Regulator	Ownership	Actual/ Expected In- Service Dates
Operational								
CAISO	\$1,166	223	9	200 ^(a) – 230	California and Nevada	FERC	100%	1960 – 2021
ERCOT	\$719	354	11	345	Texas	PUCT	100%	2013
Independent Electricity System Operator (IESO)	\$294	280	—	230	Ontario, Canada	OEB	48%	2022
NYISO	\$228	20	2	345	New York	FERC	100%	2021 – 2022
Southwest Power Pool (SPP)	\$89	466	18	69 – 115	Kansas and Oklahoma	FERC	100%	^(b) 1960 – 2021
Other	\$228	70	3	161 – 345	Illinois, Indiana, Kentucky and New Hampshire	FERC	100%	^(c) 1953 – 1982
Under Construction:								
SPP ^(d)		279	—	345	Kansas, Missouri, New Mexico and Oklahoma	FERC	100%	2025 – 2026
CAISO		142	6	230 – 500	California and Nevada	FERC	100%	2027 – 2029
PJM		105	1	500	Maryland, Pennsylvania, Virginia and West Virginia	FERC	100%	2031
ERCOT		43	8	138 – 345	Texas	PUCT	100%	2025 – 2028

(a) Direct current

(b) Includes a 33-mile transmission line and 5 substations, in which NEET owns a 65% interest.

(c) Includes a substation, in which NEET owns an 88.3% interest.

(d) Includes a 48-mile transmission line that went into service in January 2025.

Customer Supply – NEER provides commodities-related products to customers, engages in energy-related commodity marketing and trading activities and includes the operations of a retail electricity provider and ownership interests in natural gas and oil shale formations located primarily in the South region of the U.S. Through NextEra Energy Resources' subsidiary, NextEra Energy Marketing, LLC, NEER:

- manages risk associated with fluctuating commodity prices and optimizes the value of NEER's power generation and natural gas and oil production assets through the use of swaps, options, futures and forwards;
- sells output from NEER's plants that is not sold under long-term contracts and procures fuel for use by NEER's generation fleet;
- provides full energy and capacity requirements to customers; and
- markets and trades energy-related commodity products, including power and fuel, as well as marketing and trading services to customers.

MARKETS AND COMPETITION

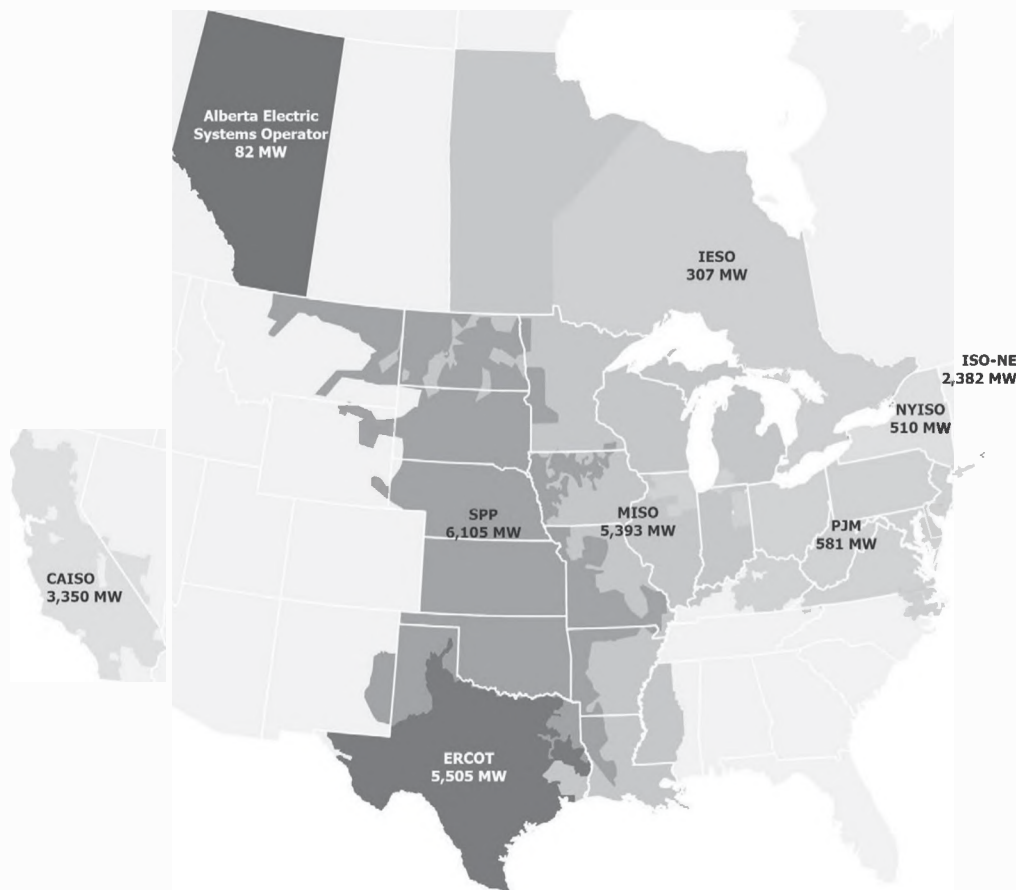
Electricity markets in the U.S. and Canada are regional and diverse in character. All are extensively regulated, and competition in these markets is shaped and constrained by regulation. The nature of the products offered varies based on the specifics of regulation in each region. Generally, in addition to the natural constraints on pricing freedom presented by competition, NEER may also face specific constraints in the form of price caps, or maximum allowed prices, for certain products. NEER's ability to sell the output of its generation facilities may also be constrained by available transmission capacity, which can vary from time to time and can have a significant impact on pricing.

The degree and nature of competition is different in wholesale markets than in retail markets. A majority of NEER's revenues are derived from sales of energy, capacity, credits and ancillary products under long-term PPAs to customers located in wholesale electricity markets. Wholesale power generation is a capital-intensive, commodity-driven business with numerous industry participants. NEER primarily competes on the basis of price, but believes the green attributes of NEER's generation assets, its track record of completing projects on schedule, its creditworthiness and its ability to offer and manage reliable customized risk solutions to wholesale customers are competitive advantages. Wholesale power generation is a regional business that is highly fragmented relative to many other commodity industries and diverse in terms of industry structure. As such, there is a wide variation in terms of the capabilities, resources, nature and identity of the companies NEER competes with depending on the market. In wholesale markets, customers' needs are met through a variety of means, including long-term bilateral contracts, standardized bilateral products such as full requirements service and customized supply and risk management services.

In general, U.S. and Canadian electricity markets encompass three classes of services: energy and related energy credits, capacity and ancillary services. Energy services relate to the physical delivery of power; capacity services relate to the availability of MW capacity of a power generation asset; and ancillary services are other services that relate to power generation assets, such as load regulation and spinning and non-spinning reserves. The exact nature of these classes of services is defined in part by regional tariffs. Not all regions have a capacity services class, and the specific definitions of ancillary services vary from region to region.

RTOs and ISOs exist throughout much of North America to coordinate generation and transmission across wide geographic areas and to run markets. NEER operates in all RTO and ISO jurisdictions. At December 31, 2024, NEER also had generation facilities with a total net generating capacity of approximately 9,196 MW that fall within reliability regions that are not under the jurisdiction of an established RTO or ISO, including 5,806 MW within the Western Electricity Coordinating Council and 2,909 MW within the SERC Reliability Corporation. Although each RTO and ISO may have differing objectives and structures, some benefits of these entities include regional planning, managing transmission congestion, developing larger wholesale markets for energy and capacity, maintaining reliability and facilitating competition among wholesale electricity providers.

NEER has operations that fall within the following RTOs and ISOs:



NEER competes in different regions to differing degrees, but in general it seeks to enter into long-term bilateral contracts for the full output of its generation facilities. At December 31, 2024, approximately 94% of NEER's net generating capacity was committed under long-term contracts. Where long-term contracts are not in effect, NEER sells the output of its facilities into daily spot markets. In such cases, NEER will frequently enter into shorter term bilateral contracts, typically of less than three years duration, to hedge the price risk associated with selling into a daily spot market. Such bilateral contracts, which may be hedges either for physical delivery or for financial (pricing) offset, serve to protect a portion of the revenue that NEER expects to derive from the associated generation facility. Contracts that serve the economic purpose of hedging some portion of the expected revenue of a generation facility but are not recorded as hedges under GAAP are referred to as "non-qualifying hedges" for adjusted earnings purposes. See Management's Discussion – Overview – Adjusted Earnings.

Certain facilities within the NEER wind and solar generation portfolio produce RECs and other environmental attributes which are typically sold along with the energy from the plants under long-term contracts, or may be sold separately from wind and solar generation not sold under long-term contracts. The purchasing party is solely entitled to the reporting rights and ownership of the environmental attributes.

While the majority of NEER's revenue is derived from the output of its generation facilities, NEER is also an active competitor in several regions in the wholesale full requirements business and in providing structured and customized power and fuel products and services to a variety of customers. In the full requirements service, typically, the supplier agrees to meet the customer's needs for a full range of products for every hour of the day, at a fixed price, for a predetermined period of time, thereby assuming the risk of fluctuations in the customer's volume requirements.

Expanded competition in a frequently changing regulatory environment presents both opportunities and risks for NEER. Opportunities exist for the selective acquisition of generation assets and for the construction and operation of efficient facilities

that can sell power in competitive markets. NEER seeks to reduce its market risk by having a diversified portfolio by fuel type and location, as well as by contracting for the future sale of a significant amount of the electricity output of its facilities.

NEER REGULATION

The energy markets in which NEER operates are subject to domestic and foreign regulation, as the case may be, including local, state and federal regulation, and other specific rules.

At December 31, 2024, essentially all of NEER's generation facilities located in the U.S. have received exempt wholesale generator status as defined under the Public Utility Holding Company Act of 2005. Exempt wholesale generators own or operate a facility exclusively to sell electricity to wholesale customers. They are barred from selling electricity directly to retail customers. While projects with exempt wholesale generator status are exempt from various restrictions, each project must still comply with other federal, state and local laws, including, but not limited to, those regarding siting, construction, operation, licensing, pollution abatement and other environmental laws.

Additionally, most of the NEER facilities located in the U.S. are subject to FERC regulations and market rules and the NERC's mandatory reliability standards. All of NEER's facilities are subject to environmental laws and the EPA's environmental regulations, and its nuclear facilities are also subject to the jurisdiction of the NRC. See FPL – FPL Regulation for additional discussion of FERC, NERC, NRC and EPA regulations. Rates of NEER's rate-regulated transmission businesses are set by regulatory bodies as noted in Clean Energy and Other Operations – Other Operations – Rate-Regulated Transmission. With the exception of facilities located in ERCOT, the FERC has jurisdiction over various aspects of NEER's business in the continental U.S., including the oversight and investigation of competitive wholesale energy markets, regulation of the transmission and sale of natural gas, and oversight of environmental matters related to natural gas projects and major electricity policy initiatives. The PUCT has jurisdiction, including the regulation of rates and services, oversight of competitive markets, and enforcement of statutes and rules, over NEER facilities located in ERCOT. In addition, certain of NEER's sales to retail customers are subject to consumer protection laws and other regulations related to consumer activities.

Certain entities within the NEER segment and their affiliates are also subject to federal and provincial or regional regulations in Canada related to energy operations, energy markets and environmental standards. In Canada, activities related to owning and operating wind and solar projects and participating in wholesale and retail energy markets are regulated at the provincial level. In Ontario, for example, electric generation facilities must be licensed by the OEB and may also be required to complete registrations and maintain market participant status with the IESO, in which case they must agree to be bound by and comply with the provisions of the market rules for the Ontario electricity market as well as the mandatory reliability standards of the NERC.

In addition, NEER is subject to environmental laws and regulations as described in the NEE Environmental Matters section below. In order to better anticipate potential regulatory changes, NEER continues to actively monitor and participate in regional market stakeholder processes and other forums where changes to existing rules for the interconnection of renewable energy resources and the purchase and sale of energy commodities are under consideration.

In addition to regulation associated with operating assets, the development of energy infrastructure also involves additional and often extensive approvals and permitting requirements at the local, state and federal levels for items such as disturbing wetlands, obtaining no hazard determinations from the Federal Aviation Administration, interacting with wildlife, making wholesale sales of electricity, and other clearances. These requirements may change from time to time. For example, a federal executive order was issued in January 2025 that calls for a pause in federal land leasing, permitting and approvals for wind development facilities pending completion of a review of the federal rules providing for leasing, permitting and approvals for wind projects. This or similar initiatives could limit NEER's and FPL's ability to obtain or renew necessary approvals, rights-of-way, permits, leases or loans for wind or other energy projects.

NEER HUMAN CAPITAL

NEER had approximately 7,400 employees at December 31, 2024. NEER has collective bargaining agreements with the IBEW, the Utility Workers Union of America and the Security Police and Fire Professionals of America, which collectively represent approximately 6% of NEER's employees. The collective bargaining agreements have approximately three-to-four-year terms and expire between September 2025 and October 2028.

NEE ENVIRONMENTAL MATTERS

NEE and its subsidiaries, including FPL, are subject to environmental laws and regulations, including extensive federal, state and local environmental statutes, rules and regulations relating to, among others, air quality, water quality and usage, waste management, wildlife protection and historical resources, for the siting, construction and ongoing operations of their facilities. The U.S. government and certain states and regions, as well as the Government of Canada and its provinces, have taken and continue to take certain actions, such as proposing and finalizing regulations or setting targets or goals, regarding the regulation and reduction of greenhouse gas emissions and the increase of renewable energy generation. The environmental laws in the U.S., including, among others, the Endangered Species Act (ESA), the Migratory Bird Treaty Act, and the Bald and Golden Eagle Protection Act (BGEPA), provide for the protection of numerous species, including endangered species and/or their habitats, migratory birds, bats and eagles. The environmental laws in Canada, including, among others, the Species at Risk Act, provide for the recovery of wildlife species that are endangered or threatened and the management of species of special concern. Complying with these environmental laws and regulations could result in, among other things, changes in the design and operation of, and additional costs associated with, existing facilities and changes or delays in the location, design, construction and operation of new facilities. Failure to comply could result in fines, penalties, criminal sanctions or injunctions. NEE's rate-regulated subsidiaries expect to seek recovery for compliance costs associated with any new environmental laws and regulations, which recovery for FPL would be through the environmental clause.

WEBSITE ACCESS TO SEC FILINGS

NEE and FPL make their SEC filings, including the annual report on Form 10-K, quarterly reports on Form 10-Q, current reports on Form 8-K, and any amendments to those reports, available free of charge on NEE's internet website, www.nexteraenergy.com, as soon as reasonably practicable after those documents are electronically filed with or furnished to the SEC. The information and materials available on NEE's website (or any of its subsidiaries' or affiliates' websites) are not incorporated by reference into this combined Form 10-K.

INFORMATION ABOUT OUR EXECUTIVE OFFICERS^(a)

Name	Age	Position	Effective Date
Brian W. Bolster	52	Executive Vice President, Finance and Chief Financial Officer of NEE Executive Vice President, Finance and Chief Financial Officer of FPL	May 6, 2024
Robert Coffey	61	Executive Vice President, Nuclear Division and Chief Nuclear Officer of NEE Vice President and Chief Nuclear Officer of FPL	June 14, 2021 June 15, 2021
Terrell Kirk Crews II	46	Executive Vice President, Chief Risk Officer of NEE Executive Vice President, Chief Risk Officer of FPL	May 6, 2024
Nicole Daggs	50	Executive Vice President, Human Resources and Corporate Services of NEE Executive Vice President, Human Resources and Corporate Services of FPL	January 1, 2024
Michael H. Dunne	49	Treasurer of NEE Treasurer of FPL Assistant Secretary of NEE	January 1, 2023
John W. Ketchum	54	Chairman, President and Chief Executive Officer of NEE Chairman of FPL	July 29, 2022 February 15, 2023
Rebecca J. Kujawa	49	President and Chief Executive Officer of NextEra Energy Resources	March 1, 2022
Mark Lemasney	49	Executive Vice President, Power Generation Division of NEE Executive Vice President, Power Generation Division of FPL	January 1, 2023
James M. May	48	Vice President, Controller and Chief Accounting Officer of NEE	March 1, 2019
Armando Pimentel, Jr.	62	President and Chief Executive Officer of FPL	February 15, 2023
Ronald R. Reagan	56	Executive Vice President, Engineering, Construction and Integrated Supply Chain of NEE Vice President, Engineering and Construction of FPL	January 1, 2020 March 1, 2019
Charles E. Sieving	52	Executive Vice President, Chief Legal, Environmental and Federal Regulatory Affairs Officer of NEE Executive Vice President of FPL	May 18, 2023 January 1, 2009

(a) Information is as of February 14, 2025. Executive officers are elected annually by, and serve at the pleasure of, their respective boards of directors. Except as noted below, each officer has held his/her present position for five years or more and his/her employment history is continuous. Mr. Bolster served as Partner Managing Director, Head of Natural Resources Investment Banking (Americas) for Goldman Sachs & Co. LLC from September 2020 until May 2024 and previously served as Partner Managing Director, Global Co-Head of Power, Utility and Infrastructure Investment Banking (Americas) of Goldman Sachs & Co. LLC for several years ending September 2020. Mr. Coffey served as Vice President, Nuclear for FPL from May 2019 to June 2021. Mr. Crews served as Vice President, Business Management of NextEra Energy Resources from March 2019 to February 2022 and was Executive Vice President, Finance and Chief Financial Officer of NEE and FPL from March 2022 until May 2024. Mrs. Daggs served as Vice President, Human Resources for FPL from April 2018 to December 2023. Mr. Dunne served as Vice President Finance of NEE from April 2022 to December 2022. He was previously Managing Director, Global Energy & Power Investment Banking for Bank of America from January 2012 to March 2022. Mr. Ketchum served as President and Chief Executive Officer of NEE from March 2022 to July 2022. He previously served as President and Chief Executive Officer of NextEra Energy Resources from March 2019 to February 2022. Mrs. Kujawa served as Executive Vice President, Finance and Chief Financial Officer of NEE and FPL from February 2019 to February 2022. Mr. Lemasney served as Vice President of Power Generation Division Engineering and Operations Support Services of NEE from November 2018 to December 2022. Mr. Pimentel serves as a member of the Board of Directors of Ameriprise Financial, Inc. since September 2022 and previously served as President and Chief Executive Officer of NextEra Energy Resources from October 2011 to March 2019. Mr. Sieving previously served as Executive Vice President & General Counsel of NEE from December 2008 to May 2023.

Item 1A. Risk Factors

Risks Relating to NEE's and FPL's Business

The business, financial condition, results of operations and prospects of NEE and FPL are subject to a variety of risks, many of which are beyond the control of NEE and FPL. These risks, whether or not expressly stated with respect to any particular risk factor, as well as additional risks and uncertainties either not presently known or that are currently believed to not be material to the business, may materially adversely affect the business, financial condition, results of operations and prospects of NEE and FPL and may cause actual results of NEE and FPL to differ substantially from those that NEE or FPL currently expects or seeks. In that event, the market price for the securities of NEE or FPL could decline. Accordingly, the risks described below should be carefully considered together with the other information set forth in this report and in future reports that NEE and FPL file with the SEC.

Regulatory, Legislative and Legal Risks

NEE's and FPL's business, financial condition, results of operations and prospects may be materially adversely affected by the extensive regulation of their business.

The operations of NEE and FPL are subject to complex and comprehensive federal, state and other regulation. This extensive regulatory framework, portions of which are more specifically identified in the following risk factors, regulates, among other things and to varying degrees, NEE's and FPL's industry, businesses, operations, and rates and cost structures, including: permitting, planning, construction and operation of electric generation, storage, transmission and distribution facilities and natural gas, oil and other fuel production, transportation, processing and storage facilities; acquisitions, disposals, depreciation and amortization of facilities and other assets; decommissioning costs and funding; service reliability; wholesale and retail competition; and commodities trading and derivatives transactions. In their business planning and in the management of their operations, NEE and FPL must address the effects of regulation on their business and any inability or failure to do so adequately could have a material adverse effect on their business, financial condition, results of operations and prospects.

NEE's and FPL's business, financial condition, results of operations and prospects could be materially adversely affected if they are unable to recover in a timely manner any significant amount of costs, a return on certain assets or a reasonable return on invested capital through base rates, cost recovery clauses, other regulatory mechanisms or otherwise.

FPL operates as an electric utility and is subject to the jurisdiction of the FPSC over a wide range of business activities, including, among other items, the retail rates charged to its customers through base rates and cost recovery clauses, the terms and conditions of its services, procurement of electricity for its customers and fuel for its plant operations, issuances of securities, and aspects of the siting, planning, construction and operation of its generation plants and transmission and distribution systems for the sale of electric energy. The FPSC has the authority to disallow recovery by FPL of costs that it considers excessive or imprudently incurred, including those incurred to transition to lower carbon emission technology, and to determine the level of return that FPL is permitted to earn on invested capital. The regulatory process, which may be adversely affected by the geopolitical, political, regulatory, operational and economic environment in Florida and elsewhere, limits or could otherwise adversely impact FPL's earnings. The regulatory process also does not provide any assurance as to achievement of authorized or other earnings levels, or that FPL will be permitted to earn an acceptable return on capital investments it wishes to make. NEE's and FPL's business, financial condition, results of operations and prospects could be materially adversely affected if any material amount of costs, a return on certain assets or a reasonable return on invested capital cannot be recovered through base rates, cost recovery clauses, other regulatory mechanisms or otherwise. Certain other subsidiaries of NEE are utilities subject to the jurisdiction of their regulators and are subject to similar risks.

Regulatory decisions that are important to NEE and FPL may be materially adversely affected by political, regulatory, operational and economic factors.

The local and national political, regulatory and economic environment has had, and may in the future have, an adverse effect on regulatory decisions with negative consequences for NEE and FPL. These decisions, which may come from any level of government, including through actions taken, or not taken, by government agencies as a result of executive orders, may require, for example, FPL or NEER to cancel or delay planned development activities, to reduce or delay other planned capital expenditures or to pay for investments or otherwise incur costs that it may not be able to recover through rates or otherwise, each of which could have a material adverse effect on the business, financial condition, results of operations and prospects of NEE and FPL.

Any reductions or modifications to, or the elimination of, governmental incentives or policies that support clean energy, including, but not limited to, tax laws, policies and incentives, RPS and feed-in-tariffs, or the imposition of additional taxes, tariffs, duties or other costs or assessments on clean energy or the equipment necessary to generate, store or deliver it, could result in, among other items, the lack of a satisfactory market for the development and/or financing of new clean energy projects, NEE and FPL abandoning the development of clean energy projects, a loss of investments

in clean energy projects and reduced project returns, any of which could have a material adverse effect on NEE's and FPL's business, financial condition, results of operations and prospects.

NEE depends heavily on government policies that support clean energy and enhance the economic feasibility of developing and operating clean energy projects in regions in which NEER and FPL operate or plan to develop and operate such facilities. The federal government, a majority of state governments in the U.S. and portions of Canada provide incentives, such as tax incentives, RPS or feed-in-tariffs, that support or are designed to support the sale of energy from clean energy facilities, such as wind and solar energy facilities and energy storage facilities. The development of clean energy projects at acceptable prices has not historically been burdened by actions taken by the U.S. government. However, as a result of budgetary constraints, geopolitical factors, political factors or otherwise, governments from time to time may review their laws and policies that support, or do not overly burden, the development and operation of clean energy facilities and, instead, consider actions that would make the laws and policies less conducive to the development and operation of such projects. Any reductions or modifications to, or the elimination of, governmental incentives or policies that support clean energy, such as PTCs or ITCs, or the imposition of additional taxes, tariffs, duties or other costs or assessments on clean energy or the equipment necessary to generate, store or deliver it, such as policies in place that limit certain imports from China and other Southeast Asian countries, could result in, among other items, the lack of a satisfactory market for the development and/or financing of new clean energy projects, NEE and FPL abandoning the development of clean energy projects, a loss of investments in the projects and reduced project returns, any of which could have a material adverse effect on NEE's and FPL's business, financial condition, results of operations and prospects.

NEE's and FPL's business, financial condition, results of operations and prospects could be materially adversely affected by new or revised laws, regulations or executive orders, as well as by regulatory action or inaction.

NEE's and FPL's business could be materially adversely affected by a variety of legal activity, such as: 1) the adoption of new or revised laws, such as international trade laws, regulations and interpretations; 2) constitutional ballot or regulatory initiatives, such as those seeking deregulation or restructuring of the energy industry; 3) new or revised regulations, such as those affecting the commodities trading and derivatives markets, emissions, water consumption, water discharges, wetlands, gas and oil infrastructure operations, and environmental and other permitting requirements for energy infrastructure projects; 4) actions taken, or not taken, by government agencies as a result of executive orders, such as failing to issue, delaying the issuance of, or increasing the requirements necessary to obtain approvals, rights-of-way, permits, determinations, leases or loans related to wind or other clean energy projects; and 5) changes in the way government interprets or applies laws, regulations and orders. Changes in the nature of the regulation of NEE's and FPL's business through this type or other types of legal activity could have a material adverse effect on NEE's and FPL's business, financial condition, results of operations and prospects. NEE and FPL are unable to predict future legislative, regulatory or executive action or inaction, including through constitutional ballot initiatives or changed government interpretations or applications, although any such changes may increase costs, the challenges associated with developing and operating clean and other energy infrastructure projects, and competitive pressures on NEE and FPL, which could have a material adverse effect on NEE's and FPL's business, financial condition, results of operations and prospects.

FPL has limited, but growing, competition in the Florida market for retail electricity customers and is not subject to a RPS. Any changes in Florida law or regulation, whether through new or modified legislation, regulation or executive action or through citizen-approved state constitutional ballot initiatives, which increase competition in the Florida retail electricity market, such as government incentives that would further facilitate the installation of solar generation facilities on residential or other rooftops, would permit third-party sales of electricity or would mandate the transition to renewable energy at FPL, could have a material adverse effect on FPL's business, financial condition, results of operations and prospects. FPL and NEER are also regulated by FERC as transmission providers and sellers of wholesale power. FERC regulation of transmission and wholesale power transactions, including the ability of new energy infrastructure projects to sell the power they produce under power purchase agreements, evolves over time as a result of rulemaking proceedings and new legislative directives from Congress. There can be no assurance that FPL or NEER would be able to respond adequately to the aforementioned state and federal regulatory changes, which could have a material adverse effect on NEE's and FPL's business, financial condition, results of operations and prospects.

FPL and NEER are also subject to FERC rules related to transmission that are designed to facilitate competition in the wholesale market on practically a nationwide basis and that evolve over time. NEE cannot predict the impact of changing FERC rules or policies of the RTOs and ISOs, such as rules governing generator interconnection procedures and transmission planning requirements and cost allocation methodologies, or the effect of changes in levels of wholesale supply and demand, which are typically driven by factors beyond NEE's control. There can be no assurance that FPL or NEER will be able to respond adequately or sufficiently quickly to such rules and developments, which may impact the ability, timeline and cost of interconnecting new or repowered energy projects to the transmission system and the availability of transmission system capacity to deliver energy products to market, or to any changes that reverse or restrict the competitive restructuring of the energy industry in those jurisdictions in which such restructuring has occurred. Any of these events could have a material adverse effect on NEE's business, financial condition, results of operations and prospects.

The structure of the energy industry and regulation in the U.S. is currently, and may continue to be, subject to challenges and restructuring proposals. Additional regulatory approvals may be required due to changes in law or for other reasons. NEE expects the laws and regulation applicable to its business and the energy industry, including laws and regulations generally

supportive of clean energy project development, generally to be in a state of transition for the foreseeable future. Changes in the structure of the industry or in such laws and regulations could have a material adverse effect on NEE's and FPL's business, financial condition, results of operations and prospects.

NEE and FPL are subject to numerous environmental laws, regulations and other standards that may result in capital expenditures, increased operating costs and various liabilities, and may require NEE and FPL to limit or eliminate certain operations.

NEE and FPL are subject to domestic environmental laws, regulations and other standards, including, but not limited to, extensive federal, state and local environmental statutes, rules and regulations relating to air quality, water quality and usage, soil quality, climate change, greenhouse gas emissions, waste management, hazardous wastes, marine, avian, bat and other wildlife mortality and habitat protection, historical artifact preservation, natural resources, health (including, but not limited to, electric and magnetic fields from power lines and substations), safety and RPS, that could, among other things, prevent or delay the development of power generation, storage and transmission, gas transportation, or other development projects, restrict or enjoin the output of some existing facilities, limit the availability and use of some fuels required for the production of electricity, require additional pollution control equipment, and otherwise increase costs, increase capital expenditures and limit or eliminate certain operations. Certain subsidiaries of NEE are also subject to foreign environmental laws, regulations and other standards and, as such, are subject to similar risks.

There are significant capital, operating and other costs associated with compliance with these environmental statutes, rules and regulations, and those costs could be even more significant in the future as a result of new requirements, stricter or more expansive application of existing environmental laws and regulations, and the addition of species, such as additional bat species, to the endangered species list.

Violations of current or future laws, rules, regulations or other standards could expose NEE and FPL to regulatory and legal proceedings, disputes with, and legal challenges by, governmental entities and third parties, and potentially significant civil fines, criminal penalties and other sanctions, such as restrictions on how NextEra Energy Resources develops, sites and operates wind facilities. These violations could result in, without limitation, litigation regarding property damage, personal injury, common law nuisance and enforcement by citizens or governmental authorities of environmental requirements. For example, one of NextEra Energy Resources' subsidiaries is currently on probation as a result of accidental collisions of eagles into wind turbines at a number of NextEra Energy Resources' wind facilities. If NextEra Energy Resources' subsidiary violates the terms of the probation, or fails to obtain eagle "take" permits under the BGEPA or incidental take permits under the ESA for certain of its wind facilities and additional eagles or listed species, like cave bats, perish in collisions with facility turbines, NextEra Energy Resources or its subsidiaries could face criminal prosecution under these laws.

NEE's and FPL's business could be negatively affected by federal or state laws or regulations mandating new or additional limits on the production of greenhouse gas emissions.

Federal or state laws or regulations may be adopted that would impose new or additional limits on greenhouse gas emissions, including, but not limited to, carbon dioxide and methane, from electric generation units using fuels, such as natural gas. The potential effects of greenhouse gas emission limits on NEE's and FPL's electric generation units are subject to significant uncertainties based on, among other things, the timing of the implementation of any new requirements, the required levels of emission reductions, the nature of any market-based or tax-based mechanisms adopted to facilitate reductions, the relative availability of greenhouse gas emission reduction offsets, the development of cost-effective, commercial-scale carbon capture and storage technology and supporting regulations and liability mitigation measures, and the range of available compliance alternatives.

The results of operations of NEE and FPL could be materially adversely affected to the extent that new federal or state laws or regulations impose any new greenhouse gas emission limits. Any future limits on greenhouse gas emissions could:

- create substantial additional costs in the form of taxes or emissions allowances;
- make some of NEE's and FPL's electric generation units uneconomical to operate in the long term;
- require significant capital investment in carbon capture and storage technology, fuel switching, or the replacement of high-emitting generation facilities with lower-emitting generation facilities; or
- affect the availability or cost of fuel, such as natural gas.

There can be no assurance that NEE or FPL would be able to completely recover any such costs or investments, which could have a material adverse effect on their business, financial condition, results of operations and prospects.

Extensive federal, state and local government regulation of the operations and businesses of NEE and FPL exposes NEE and FPL to significant and increasing compliance costs and may also expose them to substantial monetary penalties and other sanctions for compliance failures.

NEE's and FPL's operations and businesses are subject to extensive federal, state and local government regulation, which generally imposes significant and increasing compliance costs on their operations and businesses. Additionally, any actual or

alleged compliance failures could result in significant costs and other potentially adverse effects of regulatory investigations, proceedings, settlements, decisions and claims, including, among other items, potentially significant monetary penalties. As an example, under the Energy Policy Act of 2005, NEE and FPL, as owners and operators of bulk-power transmission systems and/or electric generation facilities, are subject to mandatory reliability standards. Compliance with these mandatory reliability standards may subject NEE and FPL to higher operating costs and may result in increased capital expenditures. If FPL or NEE is found not to be in compliance with these standards, they may incur substantial monetary penalties and other sanctions. In addition, certain of NEE's and FPL's sales to retail customers are subject to consumer protection laws and other regulations related to consumer activities that are implemented and enforced by a number of federal, state and local government entities. Both the costs of regulatory compliance and the costs that may be imposed as a result of any actual or alleged compliance failures could have a material adverse effect on NEE's and FPL's business, financial condition, results of operations and prospects.

Changes in tax laws, guidance or policies, including but not limited to changes in corporate income tax rates, as well as judgments and estimates used in the determination of tax-related asset and liability amounts, could materially adversely affect NEE's and FPL's business, financial condition, results of operations and prospects.

NEE's and FPL's provision for income taxes and reporting of tax-related assets and liabilities require significant judgments and the use of estimates. Amounts of tax-related assets and liabilities involve judgments and estimates of the timing and probability of recognition of income, deductions and tax credits, including, but not limited to, estimates for potential adverse outcomes regarding tax positions that have been taken and the ability to utilize tax benefit carryforwards, such as net operating loss and tax credit carryforwards. Actual income taxes could vary significantly from estimated amounts due to the future impacts of, among other things, changes in tax laws, guidance or policies, including, but not limited to, changes in corporate income tax rates, renewable energy tax credits and transferability of renewable energy tax credits, the issuance of guidance related to the qualification for renewable energy tax credits and bonus credits, the financial condition and results of operations of NEE and FPL and the resolution of audit issues raised by taxing authorities. These factors, including the ultimate resolution of income tax matters, may result in material adjustments to tax-related assets and liabilities, which could materially adversely affect NEE's and FPL's business, financial condition, results of operations and prospects.

NEE's and FPL's business, financial condition, results of operations and prospects may be materially adversely affected due to adverse results of litigation.

NEE's and FPL's business, financial condition, results of operations and prospects may be materially affected by adverse results of litigation. Unfavorable resolution of legal or administrative proceedings in which NEE or FPL is involved or other future legal or administrative proceedings may have a material adverse effect on the business, financial condition, results of operations and prospects of NEE and FPL.

Allegations of violations of law by FPL or NEE have the potential to result in fines, penalties, or other sanctions or effects, as well as cause reputational damage for FPL and NEE, and could hamper FPL's and NEE's effectiveness in interacting with governmental authorities.

FPL's and NEE's business and reputation could be adversely affected by allegations that FPL or NEE has violated laws, by any investigations or proceedings that arise from such allegations, or by ultimate determinations of legal violations. For example, media articles were first published in 2021 that alleged, among other things, Florida state and federal campaign finance law violations by FPL. FPL and NEE cannot provide assurance that the outcome of any allegations of violations of law will not result in the imposition of material fines, penalties, or otherwise result in other sanctions or effects on FPL or NEE, or will not have a material adverse impact on the reputation of NEE or FPL or on the effectiveness of their interactions with governmental regulators or other authorities.

Development and Operational Risks

NEE's and FPL's business, financial condition, results of operations and prospects could suffer if NEE and FPL do not proceed with projects under development or are unable to complete the construction of, or capital improvements to, electric generation, storage, transmission and distribution facilities, natural gas and oil production and transportation facilities or other facilities on schedule or within budget.

NEE's and FPL's ability to proceed with projects under development and to complete construction of, and capital improvement projects for, their electric generation, storage, transmission and distribution facilities, natural gas and oil production and transportation facilities and other facilities on schedule and within budget have been, from time to time, and in the future may be, adversely affected by escalating costs for materials and labor and regulatory compliance, inability to obtain or renew necessary licenses, rights-of-way, permits or other approvals on acceptable terms or on schedule, disputes involving contractors, labor organizations, land owners, governmental entities, environmental groups, Native American and aboriginal groups, lessors, joint venture partners, suppliers and other third parties, negative publicity, transmission interconnection issues, geopolitical factors, supply chain disruptions, inflation, rising interest rates and other factors. For example, the ability of NEE and FPL to develop solar generation and battery storage facilities is dependent on the international supply chain for solar panels, batteries and associated equipment, and governmental or regulatory actions have caused minor, and could in the future cause material,

disruptions in the ability of NEE and FPL to acquire solar panels and batteries on time and at acceptable costs. If any development project or construction or capital improvement project is not completed, is delayed or is subject to cost overruns, certain associated costs may not be approved for recovery or otherwise be recoverable through regulatory mechanisms that may be available, and NEE and FPL could become obligated to make delay or termination payments or become obligated for other damages under contracts, could experience the loss, or reduction, of tax credits, bonus credits or tax incentives, the inability to transfer tax credits, or delayed or diminished returns, and could be required to write off all or a portion of their investment in the project. Any of these events could have a material adverse effect on NEE's and FPL's business, financial condition, results of operations and prospects.

NEE and FPL face risks related to project siting, financing, construction, permitting, governmental approvals and the negotiation of project development agreements that may impede their development and operating activities.

NEE and FPL own, develop, construct, manage and operate electric generation, storage and transmission facilities and natural gas pipelines. A key component of NEE's and FPL's growth is their ability to construct and operate generation, storage, transmission facilities and natural gas pipelines to meet customer needs. As part of these operations, NEE and FPL must periodically apply for licenses and permits from various local, state, federal and other regulatory authorities and abide by their respective conditions. Should NEE or FPL be unsuccessful in obtaining necessary licenses or permits on acceptable terms or resolving third-party challenges to such licenses or permits, should there be any delay in obtaining or renewing necessary licenses or permits or should regulatory authorities initiate any associated investigations or enforcement actions or impose related penalties or disallowances on NEE or FPL, NEE's and FPL's business, financial condition, results of operations and prospects could be materially adversely affected. Any failure to negotiate successful project development agreements for new facilities with third parties could have similar consequences.

The operation and maintenance of NEE's and FPL's electric generation, storage, transmission and distribution facilities, natural gas and oil production and transportation facilities and other facilities are subject to many operational risks, the consequences of which could have a material adverse effect on NEE's and FPL's business, financial condition, results of operations and prospects.

NEE's and FPL's electric generation, storage, transmission and distribution facilities, natural gas and oil production and transportation facilities and other facilities are subject to many operational risks. Operational risks could result in, among other things, lost revenues due to prolonged outages, increased expenses due to monetary penalties or fines for compliance failures or legal claims, liability to third parties for property and personal injury damage or loss of life, unsatisfied customers, a failure to perform under applicable power sales agreements or other agreements and associated loss of revenues from terminated agreements or liability for liquidated damages under continuing agreements, and replacement equipment costs or an obligation to purchase or generate replacement power at higher prices.

Uncertainties and risks inherent in operating and maintaining NEE's and FPL's facilities include, but are not limited to:

- risks associated with facility start-up operations, such as whether the facility will achieve projected operating performance on schedule and otherwise as planned;
- failures in the availability, acquisition or transportation of fuel or other necessary supplies;
- the impact of unusual or adverse weather conditions and natural disasters, including, but not limited to, hurricanes, tornadoes, extreme temperatures, icing events, wildfires, floods, severe convective storms, earthquakes and droughts;
- performance below expected or contracted levels of output or efficiency;
- breakdown or failure, including, but not limited to, explosions, fires, leaks or other major events, of equipment, transmission or distribution systems or pipelines;
- availability of replacement equipment;
- risks of property damage, human injury or loss of life from energized equipment, hazardous substances or explosions, fires, leaks or other events, especially where facilities are located near populated areas;
- potential environmental impacts of natural gas and oil production and transportation operations;
- risks associated with potential harm to wildlife;
- availability of adequate water resources and ability to satisfy water intake and discharge requirements;
- inability to identify, manage properly or mitigate equipment defects in NEE's and FPL's facilities;
- use of new or unproven technology;
- inability to anticipate or adapt to changes in the reliability of NEE's or FPL's equipment, operating systems or facilities;
- risks associated with dependence on a specific type of fuel or fuel source, such as commodity price risk, availability of adequate fuel supply and transportation, and lack of available alternative fuel sources;
- increased competition due to, among other factors, new facilities, excess supply, shifting demand and regulatory changes; and
- insufficient insurance, warranties or performance guarantees to cover any or all lost revenues or increased expenses from the foregoing.

NEE's and FPL's business, financial condition, results of operations and prospects may be negatively affected by a lack of growth, slower growth or a decline in the number of customers or in customer usage.

Growth in customer accounts and growth of customer usage each directly influence the demand for electricity and the need for additional power generation and power delivery facilities, as well as the need for energy-related commodities, such as natural gas. Customer growth and customer usage are affected by a number of factors outside the control of NEE and FPL, such as mandated energy efficiency measures, demand side management requirements, installation of distributed generation technologies and economic and demographic conditions, such as population changes, job and income growth, housing starts, new business formation, expanded use of data centers, inflation and the overall level of economic activity. A lack of growth, or a decline, in the number of customers or in customer demand for electricity or natural gas and other fuels may cause NEE and FPL to fail to fully realize the anticipated benefits from significant investments and expenditures and could have a material adverse effect on NEE's and FPL's growth, business, financial condition, results of operations and prospects.

NEE's and FPL's business, financial condition, results of operations and prospects can be materially adversely affected by weather conditions and related impacts, including, but not limited to, the impact of severe weather.

Weather conditions directly influence the demand for electricity and natural gas and other fuels and affect the price of energy and energy-related commodities. In addition, severe weather and natural disasters, such as hurricanes, floods, tornadoes, droughts, extreme temperatures, icing events, wildfires, severe convective storms and earthquakes, can be destructive and cause power outages, personal injury and property damage, reduce revenue, affect the availability of fuel and water, and require NEE and FPL to incur additional costs, for example, to restore service and repair damaged facilities, to obtain replacement power, to access available financing sources, to obtain insurance, to pay for any associated injuries and damages and to fund any associated legal matters and compliance penalties. Furthermore, NEE's and FPL's physical plants could be placed at greater risk of damage should changes in the global climate produce unusual variations in temperature and weather patterns, resulting in more intense, frequent and extreme weather events, abnormal levels of precipitation and, particularly relevant to FPL, a change in sea level. FPL operates in the east and lower west coasts of Florida and in northwest Florida, areas that historically have been prone to severe weather events, such as hurricanes. A disruption or failure of electric generation, transmission or distribution systems or natural gas production, transmission, storage or distribution systems in the event of a hurricane, tornado or other severe weather event, or otherwise, could prevent NEE and FPL from operating their business in the normal course and could result in any of the adverse consequences described above. Additionally, the actions taken to address the potential for severe weather such as additional winterizing of critical equipment and infrastructure, modifying or alternating plant operations and expanding load shedding options could result in significant increases in costs. Any of the foregoing could have a material adverse effect on NEE's and FPL's business, financial condition, results of operations and prospects.

At FPL and other businesses of NEE where cost recovery is available, recovery of costs to restore service, to repair damaged facilities or for other actions to address severe weather is or may be subject to regulatory approval, and any determination by the regulator not to permit timely and full recovery of the costs incurred could have a material adverse effect on NEE's and FPL's business, financial condition, results of operations and prospects.

Changes in weather can also affect the production of electricity at power generation facilities, including, but not limited to, NEER's wind and solar facilities. For example, the level of wind resource affects the revenue produced by wind generation facilities. Because the levels of wind and solar resources are variable and difficult to predict, NEER's results of operations for individual wind and solar facilities specifically, and NEE's results of operations generally, may vary significantly from period to period, depending on the level of available resources. To the extent that resources are not available at planned levels, the financial results from these facilities may be less than expected.

Threats of terrorism and catastrophic events that could result from geopolitical factors, terrorism, cyberattacks, or individuals and/or groups attempting to disrupt NEE's and FPL's business, or the businesses of third parties, may materially adversely affect NEE's and FPL's business, financial condition, results of operations and prospects.

NEE and FPL are subject to the potentially adverse operating and financial effects of geopolitical factors, terrorist acts and threats, as well as cyberattacks and other disruptive activities of individuals or groups. There have been cyberattacks and other physical attacks within the energy industry on energy infrastructure such as substations, gas pipelines and related assets in the past and there may be such attacks in the future. In addition, the advancement of artificial intelligence has given rise to added vulnerabilities and potential entry points for cyberattacks. NEE's and FPL's generation, transmission, storage and distribution facilities, information technology systems and other infrastructure facilities and systems could be direct targets of, or otherwise be materially adversely affected by, such activities.

Geopolitical factors, terrorist acts, cyberattacks or other similar events affecting NEE's and FPL's systems and facilities, or those of third parties on which NEE and FPL rely, could harm NEE's and FPL's businesses by, for example, limiting their ability to generate, purchase, store or transmit power, natural gas or other energy-related commodities, limiting their ability to bill customers and collect and process payments, and delaying their development and construction of new generation, distribution, storage or transmission facilities or capital improvements to existing facilities. These events, and governmental actions in response, could result in a material decrease in revenues, significant additional costs (for example, to repair assets, implement additional security requirements or maintain or acquire insurance), significant fines and penalties, and reputational damage, could materially adversely affect NEE's and FPL's operations (for example, by contributing to disruption of supplies and markets for natural gas, oil and other fuels), and could impair NEE's and FPL's ability to raise capital (for example, by contributing to financial instability and lower economic activity). In addition, the implementation of security guidelines and measures has resulted

in, and is expected to continue to result in, increased costs. Such events or actions may materially adversely affect NEE's and FPL's business, financial condition, results of operations and prospects.

The ability of NEE and FPL to obtain insurance and the terms of any available insurance coverage could be materially adversely affected by international, national, state or local events and company-specific events, as well as the financial condition of insurers. NEE's and FPL's insurance coverage does not provide protection against all significant losses.

Insurance coverage may not continue to be available or may not be available at rates or on terms similar to those presently available to NEE and FPL. The ability of NEE and FPL to obtain insurance and the terms of any available insurance coverage could be materially adversely affected by international, national, state or local events and company-specific events, including impacts of actual or perceived climate-related events, as well as the financial condition of insurers. If NEE or FPL cannot or does not obtain insurance coverage, NEE or FPL may be required to pay costs associated with adverse future events. Additionally, if certain unconsolidated subsidiaries of NEE do not obtain third-party insurance coverage, NEE may be required to pay costs associated with losses or adverse future events involving these entities.

NEE and FPL generally are not fully insured against all significant losses. For example, NEE, including FPL, does not have property insurance coverage for a substantial portion of its transmission and distribution property and natural gas pipeline assets. A loss for which NEE or FPL is not fully insured could have a material adverse effect on NEE's and FPL's business, financial condition, results of operations and prospects.

NEE invests in natural gas and oil production assets which are exposed to fluctuating market prices of natural gas, natural gas liquids, oil and other energy commodities. A prolonged period of low natural gas and oil prices, disrupted production or unsuccessful drilling efforts could impact NEER's natural gas and oil production operations and cause NEER to delay or cancel certain natural gas and oil production projects and could result in certain assets becoming impaired, which could materially adversely affect NEE's business, financial condition, results of operations and prospects.

Natural gas and oil prices are affected by supply and demand, both globally and regionally. Factors that influence supply and demand include operational issues, natural disasters, weather, political instability, conflicts, new discoveries, technological advances, economic conditions and actions by major oil-producing countries. There can be significant volatility in market prices for natural gas and oil, and price fluctuations could have a material effect on the financial performance of natural gas and oil producing assets. For example, in a low natural gas and oil price environment, NEER would generate less revenue from its investments in natural gas and oil production properties, and as a result certain investments might become less profitable or incur losses. Additionally, production could be disrupted due to weather or operational issues, among other causes, or drilling efforts could be unsuccessful. Prolonged periods of low oil and gas prices or low production, including from unsuccessful drilling efforts, could also result in the delay or cancellation of natural gas and oil production projects, could cause projects to experience lower returns, and could result in certain assets becoming impaired, which could materially adversely affect NEE's business, financial condition, results of operations and prospects.

If cost recovery arrangements for increased supply costs necessary to provide NEER's full energy and capacity requirements services are not favorable, operating costs could increase and materially adversely affect NEE's business, financial condition, results of operations and prospects.

NEER provides full energy and capacity requirements services primarily to distribution utilities, which include load-following services and various ancillary services, to satisfy all or a portion of such utilities' power supply obligations to their customers. The supply costs for these transactions may be affected by a number of factors, including, but not limited to, events that may occur after such utilities have committed to supply power, such as weather conditions, transmission constraints, fluctuating prices for, and locational disconnects in, energy and ancillary services, and the ability of the distribution utilities' customers to elect to receive service from competing suppliers. If any of these factors materialize, NEER may not be able to recover all of its increased supply costs, which could have a material adverse effect on NEE's business, financial condition, results of operations and prospects.

Due to the potential for significant volatility in market prices for fuel, electricity and environmental and other energy-related commodities, NEE's inability or failure to manage properly or hedge effectively the commodity risks within its portfolio could materially adversely affect NEE's business, financial condition, results of operations and prospects.

There can be significant volatility in market prices for fuel, electricity and environmental and other energy-related commodities, both in general and across geographies. NEE's inability or failure to manage properly or hedge effectively its assets or positions against changes in commodity prices, volumes, interest rates, counterparty credit risk or other risk measures, based on factors that are either within, or wholly or partially outside of, NEE's control, may materially adversely affect NEE's business, financial condition, results of operations and prospects.

Reductions in the liquidity of energy markets may restrict NEE's ability to manage its operational risks, which, in turn, could negatively affect NEE's business, financial condition, results of operations and prospects.

NEE is an active participant in energy markets. Liquidity in energy markets can be described as the degree to which a product, such as electricity, gas or transmission rights, can be quickly bought or sold without significantly affecting its price and without incurring significant transaction costs. It can be driven in part by the number of active market participants and is an important factor in NEE's ability to manage risks in its participation in these markets. Liquidity in the energy markets can be adversely affected by price volatility, restrictions on the availability of credit, inflation, rising interest rates and other factors, and any reduction in the liquidity of energy markets could have a material adverse effect on NEE's business, financial condition, results of operations and prospects.

NEE's and FPL's hedging and trading procedures and associated risk management tools may not protect against significant losses.

NEE and FPL have hedging and trading procedures and associated risk management tools, such as separate but complementary financial, credit, operational, compliance and legal reporting systems, internal controls, management review processes and other mechanisms. NEE and FPL are unable to assure that such procedures and tools will be effective against all potential risks, including, without limitation, employee misconduct or severe weather or operating conditions. If such procedures and tools are not effective, this could have a material adverse effect on NEE's business, financial condition, results of operations and prospects.

If price movements significantly or persistently deviate from historical behavior, NEE's and FPL's risk management tools associated with their hedging and trading procedures may not protect against significant losses.

NEE's and FPL's risk management tools and metrics associated with their hedging and trading procedures, such as daily value at risk, earnings at risk, stop loss limits and liquidity guidelines, are based on historical price movements. Due to the inherent uncertainty involved in price movements and potential deviation from historical pricing behavior, NEE and FPL are unable to assure that their risk management tools and metrics will be effective to protect against significant losses that could have a material adverse effect on their business, financial condition, results of operations and prospects.

If power transmission or natural gas, nuclear fuel or other commodity transportation operations are unavailable or disrupted, the ability for subsidiaries of NEE, including FPL, to sell and deliver power or natural gas may be limited.

Subsidiaries of NEE, including FPL, depend upon power transmission and natural gas, nuclear fuel and other commodity transportation operations, many of which they do not own or control. Occurrences affecting these operations that may or may not be beyond the control of subsidiaries of NEE, including FPL, (such as geopolitical factors, cyber incidents, physical attacks, severe weather or a generation or transmission facility outage, pipeline rupture, or sudden and significant increase or decrease in wind or solar generation) may limit or halt their ability to sell and deliver power and natural gas, or to purchase necessary fuels and other commodities, which could materially adversely impact NEE's and FPL's business, financial condition, results of operations and prospects.

NEE and FPL are subject to credit and performance risk from customers, hedging counterparties and vendors.

NEE and FPL are exposed to risks associated with the creditworthiness and performance of their customers, hedging counterparties and vendors under contracts for the supply of equipment, materials, fuel and other goods and services required for their business operations and for the construction and operation of, and for capital improvements to, their facilities. Adverse conditions in the energy industry or the general economy such as inflation, as well as circumstances of individual customers, hedging counterparties and vendors, may adversely affect the ability of some customers, hedging counterparties and vendors to perform as required under their contracts with NEE and FPL.

If any vendor or hedging or other counterparty fails to fulfill its contractual obligations, NEE and FPL may need to make arrangements with other counterparties or vendors, which could result in material financial losses, higher costs, untimely completion of power generation facilities and other projects, or a disruption of their operations. If a defaulting counterparty is in poor financial condition, NEE and FPL may not be able to recover damages for any contract breach.

NEE and FPL could recognize financial losses or a reduction in operating cash flows if a counterparty fails to perform or make payments in accordance with the terms of derivative contracts or if NEE or FPL is required to post margin cash collateral under derivative contracts.

NEE and FPL use derivative instruments, such as swaps, options, futures and forwards, some of which are traded in the OTC markets or on exchanges, to manage their commodity and financial market risks, and for NEE to engage in commodity trading and marketing activities. Any failures by their counterparties to perform or make payments in accordance with the terms of those transactions could have a material adverse effect on NEE's or FPL's business, financial condition, results of operations and prospects. Similarly, any requirement for FPL or NEE to post margin cash collateral under its derivative contracts could have a material adverse effect on its business, financial condition, results of operations and prospects. These risks may be increased during periods of adverse market or economic conditions such as inflation affecting the industry in which NEE and FPL participate.

NEE and FPL are highly dependent on sensitive and complex information technology systems, and any failure or breach of those systems could have a material adverse effect on their business, financial condition, results of operations and prospects.

NEE and FPL operate in a highly regulated industry that requires the continuous functioning of sophisticated information technology systems and network infrastructure. Despite NEE's and FPL's implementation of security measures, all of their technology systems are vulnerable to disability, failures or unauthorized access. If NEE's or FPL's information technology systems were to fail or be breached, sensitive confidential and other data could be compromised and NEE and FPL could be unable to fulfill critical business functions.

NEE's and FPL's businesses are highly dependent on NEE's and FPL's ability to process and monitor, on a daily basis, a very large number of transactions, many of which are highly complex and cross numerous and diverse markets. Due to the size, scope, complexity and geographical reach of NEE's and FPL's business, the development and maintenance of information technology systems to keep track of and process information is critical and challenging. NEE's and FPL's operating systems and facilities may fail to operate properly or become disabled as a result of events that are either within, or wholly or partially outside of, their control, such as operator error, severe weather, geopolitical activities, terrorist activities or cyber incidents. NEE and FPL also face the risks of operational failure or capacity constraints associated with the information systems of third parties, including, but not limited to, those who provide power transmission and natural gas transportation services. Any such failure or disabling event could impact NEE's and FPL's ability to process transactions and provide services, and materially adversely affect their business, financial condition, results of operations and prospects.

NEE and FPL add, modify and replace information systems on a regular basis. Modifying existing information systems or implementing new or replacement information systems is costly and involves risks, including, but not limited to, integrating the modified, new or replacement system with existing systems and processes, implementing associated changes in accounting procedures and controls, and ensuring that data conversion is accurate and consistent. Any disruptions or deficiencies in existing information systems, or disruptions, delays or deficiencies in the modification or implementation of new information systems, could result in increased costs, the inability to track or collect revenues and the diversion of management's and employees' attention and resources, and could negatively impact the effectiveness of the companies' control environment, and/or the companies' ability to timely file required regulatory reports.

NEE's and FPL's retail businesses are subject to the risk that sensitive customer data may be compromised, which could result in a material adverse impact to their reputation and/or have a material adverse effect on the business, financial condition, results of operations and prospects of NEE and FPL.

NEE's and FPL's retail businesses require access to sensitive customer data in the ordinary course of business. NEE's and FPL's retail businesses may also need to provide sensitive customer data to vendors and service providers who require access to this information in order to provide services, such as call center services, to the retail businesses. If a significant breach occurred, the reputation of NEE and FPL could be materially adversely affected, customer confidence could be diminished, or customer information could be subject to identity theft. NEE and FPL would be subject to costs associated with the breach and/or NEE and FPL could be subject to fines and legal claims, any of which may have a material adverse effect on their business, financial condition, results of operations and prospects.

NEE and FPL could recognize financial losses as a result of volatility in the market values of derivative instruments and limited liquidity in OTC markets.

NEE and FPL execute transactions in derivative instruments on either recognized exchanges or through the OTC markets, depending on management's assessment of the most favorable credit and market execution factors. Transactions executed on OTC markets have the potential for greater volatility and less liquidity than transactions on recognized exchanges. As a result, NEE and FPL may not be able to execute desired OTC transactions due to such heightened volatility and limited liquidity.

In the absence of actively quoted market prices and pricing information from external sources, the valuation of derivative instruments involves management's judgment and use of estimates. As a result, changes in the underlying assumptions or use of

alternative valuation methods could affect the reported fair value of these derivative instruments and have a material adverse effect on NEE's and FPL's business, financial condition, results of operations and prospects.

NEE and FPL may be materially adversely affected by negative publicity.

From time to time, political and public sentiment has resulted in and may result in a significant amount of adverse press coverage and other adverse public statements affecting NEE and FPL. Adverse press coverage and other adverse statements, whether or not driven by political or public sentiment, may also result in investigations by regulators, legislators and law enforcement officials, internal investigations or in legal claims. Responding to the negative publicity and any resulting investigations and lawsuits, regardless of the ultimate outcome of the proceeding, can divert the time and effort of senior management from NEE's and FPL's business.

Addressing any adverse publicity, governmental scrutiny or enforcement or other legal proceedings is time consuming and expensive and, regardless of the factual basis for the assertions being made, can have a negative impact on the reputation of NEE and FPL, on the morale and performance of their employees and on their relationships with regulators. It may also have a negative impact on their ability to take timely advantage of various business and market opportunities. The direct and indirect effects of negative publicity, and the demands of responding to and addressing it, may have a material adverse effect on NEE's and FPL's business, financial condition, results of operations and prospects.

NEE's and FPL's business, financial condition, results of operations and prospects may be adversely affected if FPL is unable to maintain, negotiate or renegotiate franchise agreements on acceptable terms with municipalities and counties in Florida.

FPL may negotiate franchise agreements with municipalities and counties in Florida to provide electric services within such municipalities and counties, and electricity sales generated pursuant to these agreements represent a very substantial portion of FPL's revenues. If FPL is unable to maintain, negotiate or renegotiate such franchise agreements on acceptable terms, it could contribute to lower earnings and FPL may not fully realize the anticipated benefits from significant investments and expenditures, which could adversely affect NEE's and FPL's business, financial condition, results of operations and prospects.

NEE's and FPL's business, financial condition, results of operations and prospects could be materially adversely affected by work strikes or stoppages and increasing personnel costs.

Employee strikes or work stoppages could disrupt operations and lead to a loss of revenue and customers. Personnel costs may also increase due to inflationary or competitive pressures on payroll and benefits costs and revised terms of collective bargaining agreements with union employees. These consequences could have a material adverse effect on NEE's and FPL's business, financial condition, results of operations and prospects.

NEE's ability to successfully identify, complete and integrate acquisitions is subject to significant risks, including, but not limited to, the effect of increased competition for acquisitions resulting from the consolidation of the energy industry.

NEE is likely to encounter significant competition for acquisition opportunities that may become available as a result of the consolidation of the energy industry. In addition, NEE may be unable to identify attractive acquisition opportunities at favorable prices and to complete and integrate them successfully and in a timely manner.

Nuclear Generation Risks

The operation and maintenance of NEE's and FPL's nuclear generation facilities involve environmental, health and financial risks that could result in fines or the closure of the facilities and in increased costs and capital expenditures.

NEE's and FPL's nuclear generation facilities are subject to environmental, health and financial risks, including, but not limited to, those relating to site storage of spent nuclear fuel, the disposition of spent nuclear fuel, leakage and emissions of tritium and other radioactive elements in the event of a nuclear accident or otherwise, the threat of a terrorist attack or cyber incident and other potential liabilities arising out of the ownership or operation of the facilities. NEE and FPL maintain decommissioning funds and external insurance coverage which are intended to reduce the financial exposure to some of these risks; however, the cost of decommissioning nuclear generation facilities could exceed the amount available in NEE's and FPL's decommissioning funds, and the exposure to liability and property damages could exceed the amount of insurance coverage. If NEE or FPL is unable to recover the additional costs incurred through insurance or, in the case of FPL, through regulatory mechanisms, their business, financial condition, results of operations and prospects could be materially adversely affected.

In the event of an incident at any nuclear generation facility in the U.S. or at certain nuclear generation facilities in Europe, NEE and FPL could be assessed significant retrospective assessments and/or retrospective insurance premiums as a result of their participation in a secondary financial protection system and nuclear insurance mutual companies.

Liability for accidents at nuclear power plants is governed by the Price-Anderson Act, which limits the liability of nuclear reactor owners to the amount of insurance available from both private sources and an industry retrospective payment plan. In accordance with this Act, NEE maintains the maximum amount of private liability insurance obtainable, and participates in a secondary financial protection system, which provides liability insurance coverage for an incident at any nuclear reactor in the U.S. Under the secondary financial protection system, NEE is subject to retrospective assessments and/or retrospective insurance premiums, plus any applicable taxes, for an incident at any nuclear reactor in the U.S. or at certain nuclear generation facilities in Europe, regardless of fault or proximity to the incident. Such assessments, if levied, could materially adversely affect NEE's and FPL's business, financial condition, results of operations and prospects.

NRC orders or new regulations related to increased security measures and any future safety requirements promulgated by the NRC could require NEE and FPL to incur substantial operating and capital expenditures at their nuclear generation facilities and/or result in reduced revenues.

The NRC has broad authority to impose licensing and safety-related requirements for the operation and maintenance of nuclear generation facilities, the addition of capacity at existing nuclear generation facilities and the construction of new nuclear generation facilities, and these requirements are subject to change. In the event of non-compliance, the NRC has the authority to impose fines and/or shut down a nuclear generation facility, depending upon the NRC's assessment of the severity of the situation, until compliance is achieved. Any of the foregoing events could require NEE and FPL to incur increased costs and capital expenditures, and could reduce revenues.

Any serious nuclear incident occurring at a NEE or FPL plant could result in substantial remediation costs and other expenses. A major incident at a nuclear facility anywhere in the world could cause the NRC to limit or prohibit the operation or licensing of any domestic nuclear generation facility. An incident at a nuclear facility anywhere in the world also could cause the NRC to impose additional conditions or other requirements on the industry, or on certain types of nuclear generation units, which could increase costs, reduce revenues and result in additional capital expenditures for NEE and FPL.

The inability to operate any of NEE's or FPL's nuclear generation units through the end of their respective operating licenses or planned license extensions could have a material adverse effect on NEE's and FPL's business, financial condition, results of operations and prospects.

If any of NEE's or FPL's nuclear generation facilities are not operated for any reason through the life of their respective operating licenses or planned license extensions, NEE or FPL may be required to increase depreciation rates, incur impairment charges and accelerate future decommissioning expenditures, any of which could materially adversely affect their business, financial condition, results of operations and prospects.

NEE's and FPL's nuclear units are periodically removed from service to accommodate planned refueling and maintenance outages, and for other purposes. If planned outages last longer than anticipated or if there are unplanned outages, NEE's and FPL's business, financial condition, results of operations and prospects could be materially adversely affected.

NEE's and FPL's nuclear units are periodically removed from service to accommodate planned refueling and maintenance outages, including, but not limited to, inspections, repairs and certain other modifications as well as to replace equipment. In the event that a scheduled outage lasts longer than anticipated or in the event of an unplanned outage due to, for example, equipment failure, such outages could materially adversely affect NEE's or FPL's business, financial condition, results of operations and prospects.

Liquidity, Capital Requirements and Common Stock Risks

Disruptions, uncertainty or volatility in the credit and capital markets, among other factors, may negatively affect NEE's and FPL's ability to fund their liquidity and capital needs and to meet their growth objectives, and could also materially adversely affect their business, financial condition, liquidity, results of operations and prospects.

NEE and FPL rely on access to capital and credit markets as significant sources of liquidity for capital requirements, refinancing activities to support existing debt maturities and other requirements that are not satisfied by operating cash flows. Disruptions, uncertainty or volatility in those capital and credit markets related to, among others, inflation, rising or sustained higher interest rates and political, regulatory and geopolitical events, could increase NEE's and FPL's cost of capital and affect their ability to fund their liquidity and capital needs, to refinance existing indebtedness and to meet their growth objectives. If NEE or FPL is unable to access regularly the capital and credit markets on terms that are reasonable, it may have to delay raising capital, issue shorter-term securities and incur an unfavorable cost of capital, which, in turn, could adversely affect its ability to maintain and grow its business, could contribute to lower earnings and reduced financial flexibility, and could have a material adverse effect on its business, financial condition, liquidity, results of operations and prospects.

Although certain NEE subsidiaries have used non-recourse or limited-recourse, project-specific or other financing in the past, market conditions, changes to regulatory capital requirements and other factors could adversely affect the future availability of such financing. The inability of NEE's subsidiaries, including, without limitation, NEECH and its subsidiaries, to access the capital

and credit markets to provide project-specific or other financing for electric generation or other facilities or acquisitions on favorable terms, whether because of disruptions or volatility in those markets or otherwise, could necessitate additional capital raising or borrowings by NEE and/or NEECH in the future and there can be no assurance that NEE or NEECH will have the ability to complete such financings.

Defaults or noncompliance related to project-specific, limited-recourse financing agreements of NEE's consolidated and unconsolidated subsidiaries could materially adversely affect NEE's business, financial condition, liquidity, results of operations and prospects, as well as the availability or terms of future financings for NEE or its subsidiaries.

NEE's consolidated and unconsolidated subsidiaries finance a number of their assets with project-specific, limited-recourse financings. The inability of subsidiaries that have existing project-specific or other financing arrangements to meet the requirements of various agreements relating to those financings, as well as actions by third parties or lenders, could give rise to a project-specific financing default which, if not cured or waived, might result in the specific project, and potentially in some limited instances its parent companies, being required to repay the associated debt or other borrowings earlier than otherwise anticipated. If such repayment were not made, the lenders or security holders would generally have rights to foreclose against the project assets and related collateral. Such an occurrence also could result in NEE expending additional funds or incurring additional obligations over the shorter term to ensure continuing compliance with project-specific financing arrangements based upon the expectation of improvement in the project's performance or financial returns over the longer term. Any of these actions could materially adversely affect NEE's business, financial condition, liquidity, results of operations and prospects, as well as the availability or terms of future financings for NEE or its subsidiaries.

NEE's, NEECH's and FPL's inability to maintain their current credit ratings may materially adversely affect NEE's and FPL's liquidity and results of operations, limit the ability of NEE and FPL to grow their business, and increase interest costs.

The inability of NEE, NEECH and FPL to maintain their current credit ratings could materially adversely affect their ability to raise capital or obtain credit on favorable terms, which, in turn, could impact NEE's and FPL's ability to grow their businesses and service indebtedness and refinance or repay borrowings, and would likely increase their interest costs. In addition, certain agreements and guarantee arrangements would require posting of additional collateral in the event of a ratings downgrade. Some of the factors that can affect credit ratings are cash flows, liquidity, the amount of debt as a component of total capitalization including rating agencies' treatment of certain indebtedness, NEE's overall business mix and political, legislative and regulatory actions. There can be no assurance that one or more of the ratings of NEE, NEECH and FPL will not be lowered or withdrawn entirely by a rating agency.

NEE's and FPL's liquidity may be impaired if their credit providers are unable to fund their credit commitments to the companies or to maintain their current credit ratings.

The inability of NEE's, NEECH's and FPL's credit providers to fund their credit commitments or to maintain their current credit ratings could require NEE, NEECH or FPL, among other things, to renegotiate requirements in agreements, find an alternative credit provider with acceptable credit ratings to meet funding requirements, or post cash collateral and could have a material adverse effect on NEE's and FPL's liquidity.

Poor market performance and other economic factors could affect NEE's defined benefit pension plan's funded status, which may materially adversely affect NEE's and FPL's business, financial condition, liquidity, results of operations and prospects.

NEE sponsors a qualified noncontributory defined benefit pension plan for substantially all employees of NEE and its subsidiaries. A decline in the market value of the assets held in the defined benefit pension plan due to poor investment performance or other factors may increase the funding requirements for this obligation.

NEE's defined benefit pension plan is sensitive to changes in interest rates, since as interest rates decrease, the funding liabilities increase, potentially increasing benefits costs and funding requirements. Any increase in benefits costs or funding requirements may have a material adverse effect on NEE's and FPL's business, financial condition, liquidity, results of operations and prospects.

Poor market performance and other economic factors could adversely affect the asset values of NEE's and FPL's nuclear decommissioning funds, which may materially adversely affect NEE's and FPL's business, financial condition, liquidity, results of operations and prospects.

NEE and FPL are required to maintain decommissioning funds to satisfy their future obligations to decommission their nuclear power plants. A decline in the market value of the assets held in the decommissioning funds due to poor investment performance or other factors may increase the funding requirements for these obligations. Any increase in funding requirements may have a material adverse effect on NEE's and FPL's business, financial condition, liquidity, results of operations and prospects.

Certain of NEE's assets and investments are subject to changes in market value and other risks, which may materially adversely affect NEE's liquidity, financial condition and results of operations.

NEE holds certain assets and investments where changes in the fair value affect NEE's financial results. In some cases there may be no observable market values for these assets and investments, requiring fair value estimates to be based on other valuation techniques. This type of analysis requires significant judgment and the actual values realized in a sale of these assets and investments could differ materially from those estimated. A sale of an asset or investment below previously estimated value, or other decline in the fair value of an asset or investment, could result in losses or the write-off of such asset or investment, and may have a material adverse effect on NEE's liquidity, financial condition and results of operations.

NEE has invested in various joint ventures and equity method investments where it does not have full control over operations, management or decision-making. In many cases, NEE shares control rights with its partners, but may lack influence or be dependent on their business priorities. This situation can lead to decisions that differ from NEE's preferences, potentially impacting the profitability and value of these investments. Furthermore, if a joint venture partner becomes insolvent or bankrupt or is otherwise unable to meet its obligations, NEE may be responsible for meeting certain obligations of the joint ventures as stipulated in its governing documents or applicable law. NEE's reliance on the joint venture partners, who may not always share NEE's business priorities, may have a material adverse effect on NEE's liquidity, financial condition and results of operations.

NEE may be unable to meet its ongoing and future financial obligations and to pay dividends on its common stock if its subsidiaries are unable to pay upstream dividends or repay funds to NEE.

NEE is a holding company and, as such, has no material operations of its own. Substantially all of NEE's consolidated assets are held by its subsidiaries. NEE's ability to meet its financial obligations, including, but not limited to, its guarantees, and to pay dividends on its common stock is primarily dependent on its subsidiaries' net income and cash flows, which are subject to the risks of their respective businesses, and their ability to pay upstream dividends or to repay funds to NEE.

NEE's subsidiaries are separate legal entities and have no independent obligation to provide NEE with funds for its payment obligations. The subsidiaries have financial obligations, including, but not limited to, payment of debt service, which they must satisfy before they can provide NEE with funds. In addition, in the event of a subsidiary's liquidation or reorganization, NEE's right to participate in a distribution of assets is subject to the prior claims of the subsidiary's creditors.

The dividend-paying ability of some of the subsidiaries is limited by contractual restrictions which are contained in outstanding financing agreements and which may be included in future financing agreements. The future enactment of laws or regulations also may prohibit or restrict the ability of NEE's subsidiaries to pay upstream dividends or to repay funds.

NEE may be unable to meet its ongoing and future financial obligations and to pay dividends on its common stock if NEE is required to perform under guarantees of obligations of its subsidiaries.

NEE guarantees many of the obligations of its consolidated subsidiaries, other than FPL, through guarantee agreements with NEECH. These guarantees may require NEE to provide substantial funds to its subsidiaries or their creditors or counterparties at a time when NEE is in need of liquidity to meet its own financial obligations. Funding such guarantees may materially adversely affect NEE's ability to meet its financial obligations or to pay dividends.

XPLR may not be able to access sources of capital on commercially reasonable terms, which would have a material adverse effect on its ability to consummate future acquisitions and on the value of NEE's limited partner interest in XPLR OpCo.

Through an indirect wholly owned subsidiary, NEE owns a limited partner interest in XPLR OpCo. XPLR's inability to access capital on commercially reasonable terms when acquisitions, other growth opportunities or capital needs arise could have a material adverse effect on XPLR's ability to deliver its cash distributions to its common unitholders in the future, including NEE, and on the value of NEE's limited partnership interest in XPLR OpCo. In addition, XPLR's issuance of additional common units or other securities in connection with acquisitions or the conversion of outstanding securities convertible into XPLR common units could cause significant common unitholder dilution and reduce future cash distributions, if any, to its common unitholders, including NEE.

Disruptions, uncertainty or volatility in the credit and capital markets may exert downward pressure on the market price of NEE's common stock.

The market price and trading volume of NEE's common stock are subject to fluctuations as a result of, among other factors, general credit and capital market conditions and changes in market sentiment regarding the operations, business and financing strategies of NEE, its subsidiaries and its affiliates. As a result, disruptions, uncertainty or volatility in the credit and capital markets may, for example, have a material adverse effect on the market price of NEE's common stock.

Widespread public health crises and epidemics or pandemics may have material adverse impacts on NEE's and FPL's business, financial condition, liquidity, results of operations and prospects.

NEE and FPL are subject to the impacts of widespread public health crises, epidemics and pandemics, including, but not limited to, impacts on the global, national or local economy, capital and credit markets, NEE's and FPL's workforce, customers and suppliers. There is no assurance that NEE's and FPL's businesses will be able to operate without material adverse impacts depending on the nature of the public health crisis, epidemic or pandemic. The ultimate severity, duration and impact of public health crises, epidemics and pandemics cannot be predicted. Additionally, there is no assurance that vaccines, or other treatments, are or will be widely available or effective, or that the public will be willing to participate, in an effort to contain the spread of disease. Actions taken in response to such crises by federal, state and local government or regulatory agencies may have a material adverse impact on NEE's and FPL's business, financial condition, liquidity, results of operations and prospects.

Item 1B. Unresolved Staff Comments

None

Item 1C. Cybersecurity

Risk Management and Strategy

Cybersecurity risk management is included in NEE's, including FPL's, overall risk management program. NEE, including FPL, operates a cybersecurity program which, among other objectives, seeks to identify potential unauthorized occurrences on or conducted through the electronic information resources owned or used by NEE or FPL (information systems) that may result in adverse effects on the confidentiality, integrity or availability of its information systems or any information residing on those systems (cybersecurity threats) as well as on its operations. The cybersecurity program includes controls to reduce the risk and potential impact of a cybersecurity incident and to align its processes, controls and implemented technologies with industry standard frameworks and regulations. In addition, outside experts assess NEE's, including FPL's, cybersecurity program capabilities, technology environment and security controls to regularly evaluate effectiveness.

NEE, including FPL, operates a cybersecurity operations center and has cyber threat intelligence capability to identify, monitor, detect and respond to cybersecurity threats which is led by a cybersecurity incident response team. NEE, including FPL, uses these resources, and leverages third-party resources, to identify cybersecurity threats and monitor for anomalies that may result in cybersecurity incidents on its systems, and monitors for impacts to its vendors or suppliers. Assessment of incidents includes, but is not limited to, analysis of the urgency and operational or business impact of an incident and the status and effectiveness of incident defenses. NEE, including FPL, invests in personnel and technologies with the objective of limiting the frequency and impact of cybersecurity incidents. Following documented cybersecurity incident response procedures, the cybersecurity incident response team escalates information about cybersecurity incidents depending on circumstances to oversight committees and personnel charged with managing specific aspects of cybersecurity risk, including, among others, the Cybersecurity and Resiliency Committee, the Cybersecurity Governance Executive Committee and NEE's Board of Directors.

NEE, including FPL, conducts periodic desktop exercises and an annual cybersecurity drill with the participation from time to time of local, state and U.S. federal agencies to test its capability of dealing with a simulated cyberattack. NEE, including FPL, also participates in industry forums and various trade groups, as well as in NERC activities, to learn and apply these incident preparedness learnings to its cybersecurity policies and procedures.

NEE, including FPL, uses third parties to periodically assess the extent to which its cybersecurity risk management protocols align with the U.S. Department of Energy's Cybersecurity Capability Maturity Model standard. Certain functions within NEE, including FPL, are required to comply with certain regulatory standards that are designed to protect against cybersecurity incidents, including the NERC Critical Infrastructure Protection standards, as well as the NRC cybersecurity protection standards. Further, NEE, including FPL, has a cybersecurity training program and a mock phishing program to educate and train employees on potential cybersecurity risks and on privacy and data protection. Given geopolitical events, NEE, including FPL, continues to take steps to defend against cybersecurity threats to its critical infrastructure, including communications with personnel to ensure heightened awareness of increased cybersecurity threats worldwide.

The cybersecurity capabilities of third-party vendors providing services to NEE or FPL or accessing NEE's or FPL's systems or data are evaluated as part of the new vendor establishment process. NEE, including FPL, retains the right to audit vendors for cybersecurity of products and services. Where applicable in NEE's or FPL's contracts with third-party vendors accessing its systems or data, standard data security terms and conditions are utilized and minimum amounts of insurance coverage based on the risk of exposure are required.

NEE, including FPL, operates U.S. critical infrastructure. There have been cyberattacks and other physical attacks within the energy industry on energy infrastructure such as substations, gas pipelines and related assets and there may be such attacks in the future. In addition, the advancement of artificial intelligence has given rise to new security risks. Although there have been no cybersecurity incidents or threats with a material impact on NEE's nor FPL's business strategy, results of operations, or financial condition, NEE's or FPL's information technology systems could fail or be breached, and such systems could be inoperable,

causing NEE and FPL to be unable to fulfill critical business operations. The disclosures herein should be reviewed with the risk factors included in Item 1A.

Governance

The vice president and chief information officer, the vice president cybersecurity and the executive director cybersecurity are responsible for assessing and managing material risks from cybersecurity threats. They have careers that represent more than 50 years of combined experience related to the management and protection of technologies. These individuals participate in or receive updates from not only the cybersecurity incident response team but also cybersecurity oversight committees, such as the Cybersecurity and Resiliency Committee comprised of various members of management, including the executive vice president and chief risk officer, presidents and chief executive officers of FPL and NEER, the executive vice president, finance and chief financial officer and the executive vice president, chief legal, environmental & federal regulatory affairs officer, and the Cybersecurity Governance Executive Committee comprised of various members of management, including the vice president, internal audit and the executive director, emergency preparedness. These committees are charged with governing cybersecurity, cyber risks and resilience activities as well as the cyber and physical security policies and programs for NEE and its subsidiaries.

NEE's Board of Directors is responsible for the oversight of risks from cybersecurity threats and receives cybersecurity reports from NEE's vice president and chief information officer and its vice president cybersecurity. The cybersecurity reports to the Board of Directors include various information, such as updates on the cybersecurity threat landscape, risk assessments, mitigation plans, including cyber defenses, notable incidents and a summary of the annual cyber drill results. Significant active cybersecurity incidents and threats are communicated to the Board of Directors as they occur.

Item 2. Properties

See Item 1. Business – FPL and Item 1. Business – NEER for a description of principal properties.

Character of Ownership

Substantially all of FPL's properties are subject to the lien of FPL's mortgage, which secures most long-term debt securities issued by FPL. The majority of FPL's real property is held in fee and is free from other encumbrances, subject to minor exceptions which are not of a nature as to substantially impair the usefulness to FPL of such properties. Some of FPL's electric lines are located on parcels of land which are not owned in fee by FPL but are covered by necessary consents of governmental authorities or rights obtained from owners of private property. Subsidiaries within the NEER segment have ownership interests in entities that own generation facilities, pipeline facilities and transmission assets and a number of those facilities and assets are encumbered by liens securing various financings. Additionally, the majority of NEER's generation facilities, pipeline facilities and transmission lines are located on land under easement, rights-of-way or leased from owners of private property or governmental entities. See Note 7 – FPL and – NEER.

Item 3. Legal Proceedings

See Note 15 – Legal Proceedings.

With regard to environmental proceedings to which a governmental authority is a party, NEE's and FPL's policy is to disclose any such proceeding if it is reasonably expected to result in monetary sanctions of greater than or equal to \$1 million.

Item 4. Mine Safety Disclosures

Not applicable

PART II

Item 5. Market for Registrants' Common Equity, Related Stockholder Matters and Issuer Purchases of Equity Securities

Common Stock Data. All of FPL's common stock is owned by NEE. NEE's common stock is traded on the New York Stock Exchange under the symbol "NEE." As of January 31, 2025, there were 13,160 holders of record of NEE's common stock. The amount and timing of dividends payable on NEE's common stock are within the sole discretion of NEE's Board of Directors. The Board of Directors reviews the dividend rate at least annually (generally in February) to determine its appropriateness in light of NEE's financial position and results of operations, legislative and regulatory developments affecting the electric utility industry in general and FPL in particular, competitive conditions, change in business mix and any other factors the Board of Directors deems relevant. In February 2025, NEE announced that it would increase its quarterly dividend on its common stock from \$0.515 per share to \$0.5665 per share.

Issuer Purchases of Equity Securities. Information regarding purchases made by NEE of its common stock during the three months ended December 31, 2024 is as follows:

Period	Total Number of Shares Purchased ^(a)	Average Price Paid Per Share	Total Number of Shares Purchased as Part of a Publicly Announced Program	Maximum Number of Shares that May Yet be Purchased Under the Program ^(b)
10/1/24 – 10/31/24	—	\$ —	—	180,000,000
11/1/24 – 11/30/24	4,053	\$ 76.35	—	180,000,000
12/1/24 – 12/31/24	—	\$ —	—	180,000,000
Total	<u>4,053</u>	<u>\$ 76.35</u>	<u>—</u>	

- (a) Includes shares of common stock withheld from employees to pay certain withholding taxes upon the vesting of stock awards granted to such employees under the NextEra Energy, Inc. 2021 Long Term Incentive Plan.
- (b) In May 2017, NEE's Board of Directors authorized repurchases of up to 45 million shares of common stock (180 million shares after giving effect to the four-for-one stock split of NEE common stock effective October 26, 2020) over an unspecified period.

Item 6. Reserved

Item 7. Management's Discussion and Analysis of Financial Condition and Results of Operations

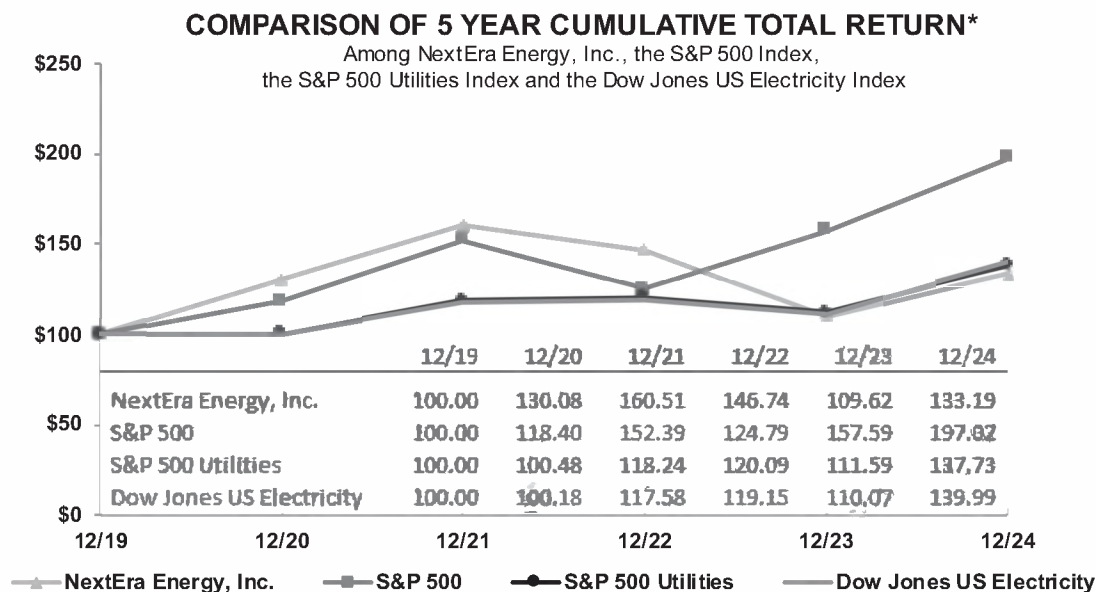
OVERVIEW

NEE's operating performance is driven primarily by the operations of its two principal businesses, FPL, which serves more than six million customer accounts in Florida and is one of the largest electric utilities in the U.S., and NEER, which together with affiliated entities is the world's largest generator of renewable energy from the wind and sun based on 2024 MWh produced on a net generation basis, as well as a world leader in battery storage capacity. The table below presents net income (loss) attributable to NEE and earnings (loss) per share attributable to NEE, assuming dilution, by reportable segment, FPL and NEER. Corporate and Other is primarily comprised of the operating results of other business activities, as well as other income and expense items, including interest expense, and eliminating entries, and may include the net effect of rounding. See Note 16 for additional segment information. The following discussion should be read in conjunction with the Notes to Consolidated Financial Statements contained herein and all comparisons are with the corresponding items in the prior year.

	Net Income (Loss) Attributable to NEE			Earnings (Loss) Per Share Attributable to NEE, Assuming Dilution		
	Years Ended December 31,			Years Ended December 31,		
	2024	2023	2022	2024	2023	2022
	(millions)					
FPL	\$ 4,543	\$ 4,552	\$ 3,701	\$ 2.21	\$ 2.24	\$ 1.87
NEER ^(a)	2,299	3,558	285	1.12	1.75	0.14
Corporate and Other	164	(800)	161	0.04	(0.39)	0.09
NEE	\$ 6,946	\$ 7,310	\$ 4,147	\$ 3.37	\$ 3.60	\$ 2.10

(a) NEER's results reflect an allocation of interest expense from NEECH to NextEra Energy Resources based on a deemed capital structure of 70% debt and differential membership interests sold by NextEra Energy Resources' subsidiaries.

For the five years ended December 31, 2024, NEE delivered a total shareholder return of approximately 33.2%, compared to the S&P 500's 97.0% return, the S&P 500 Utilities' 37.7% return and the Dow Jones U.S. Electricity's 40.0% return. The historical stock performance of NEE's common stock shown in the performance graph below is not necessarily indicative of future stock price performance.



*\$100 invested on 12/31/19 in stock or index, including reinvestment of dividends.
Fiscal year ending December 31

Copyright© 2025 Standard & Poor's, a division of S&P Global. All rights reserved.
Copyright© 2025 S&P Dow Jones Indices LLC, a division of S&P Global. All rights reserved.

Adjusted Earnings

NEE prepares its financial statements under GAAP. However, management also uses earnings adjusted for certain items (adjusted earnings), a non-GAAP financial measure, internally for financial planning, analysis of performance, reporting of results to the Board of Directors and as an input in determining performance-based compensation under NEE's employee incentive compensation plans. NEE also uses adjusted earnings when communicating its financial results and earnings outlook to analysts and investors. NEE's management believes that adjusted earnings provide a more meaningful representation of NEE's fundamental earnings power. Although these amounts are properly reflected in the determination of net income under GAAP, management believes that the amount and/or nature of such items make period to period comparisons of operations difficult and potentially confusing. Adjusted earnings do not represent a substitute for net income, as prepared under GAAP.

The following table provides details of the after-tax adjustments to net income considered in computing NEE's adjusted earnings discussed above.

	Years Ended December 31,		
	2024	2023	2022
	(millions)		
Net gains (losses) associated with non-qualifying hedge activity ^(a)	\$ 666	\$ 1,497	\$ (696)
Differential membership interests-related – NEER	\$ (5)	\$ (49)	\$ (87)
XPLR investment gains, net – NEER ^(b)	\$ (652)	\$ (963)	\$ 186
Gain on disposal of a business ^(c)	\$ —	\$ 306	\$ —
Change in unrealized gains (losses) on equity securities held in NEER's nuclear decommissioning funds and OTTI, net – NEER	\$ 74	\$ 116	\$ (324)
Impairment charges related to investment in Mountain Valley Pipeline – NEER ^(d)	\$ —	\$ (38)	\$ (674)

(a) For 2024, 2023 and 2022, approximately \$36 million of losses, \$1,729 million of gains and \$1,257 million of losses, respectively, are included in NEER's net income; the balance is included in Corporate and Other. The change in non-qualifying hedge activity is primarily attributable to changes in forward power and natural gas prices, interest rates and foreign currency exchange rates, as well as the reversal of previously recognized unrealized mark-to-market gains or losses as the underlying transactions were realized.

(b) See Note 4 – Nonrecurring Fair Value Measurements for a discussion of impairment charges related to the investment in XPLR in 2024 and 2023.

(c) For 2023, approximately \$300 million of gains are included in FPL's net income; the balance is included in NEER. See Note 1 – Disposal of Businesses/Assets for a discussion of the sale of FPL's ownership interest in its Florida City Gas business (FCG).

(d) See Note 4 – Nonrecurring Fair Value Measurements for a discussion of the impairment charge in 2022 related to the investment in Mountain Valley Pipeline, LLC (Mountain Valley Pipeline).

NEE segregates into two categories unrealized mark-to-market gains and losses and timing impacts related to derivative transactions. The first category, referred to as non-qualifying hedges, represents certain energy derivative, interest rate derivative and foreign currency transactions entered into as economic hedges, which do not meet the requirements for hedge accounting, or for which hedge accounting treatment is not elected or has been discontinued. Changes in the fair value of those transactions are marked to market and reported in the consolidated statements of income, resulting in earnings volatility because the economic offset to certain of the positions are generally not marked to market. As a consequence, NEE's net income reflects only the movement in one part of economically-linked transactions. For example, a gain (loss) in the non-qualifying hedge category for certain energy derivatives is offset by decreases (increases) in the fair value of related physical asset positions in the portfolio or contracts, which are not marked to market under GAAP. For this reason, NEE's management views results expressed excluding the impact of the non-qualifying hedges as a meaningful measure of current period performance. The second category, referred to as trading activities, which is included in adjusted earnings, represents the net unrealized effect of actively traded positions entered into to take advantage of expected market price movements and all other commodity hedging activities. At FPL, substantially all changes in the fair value of energy derivative transactions are deferred as a regulatory asset or liability until the contracts are settled, and, upon settlement, any gains or losses are passed through the fuel clause. See Note 3.

2024 Summary

Net income attributable to NEE for 2024 was lower than 2023 by \$364 million, or \$0.23 per share, assuming dilution, due to lower results at NEER and FPL, partly offset by higher results at Corporate and Other.

FPL's net income decreased by \$9 million in 2024 primarily driven by the absence of the gain on sale of FPL's ownership interest in the FCG business in 2023 and a lower earned regulatory ROE in 2024, partly offset by continued investments in plant in service and other property.

NEER's results decreased in 2024 primarily driven by unfavorable non-qualifying hedge activity compared to 2023, partly offset by higher earnings from new investments. In 2024, NEER added approximately 1,365 MW of new wind generating capacity, 2,507 MW of solar generating capacity and 755 MW of battery storage capacity and increased its backlog of contracted renewable development projects.

Corporate and Other's results in 2024 increased primarily due to favorable non-qualifying hedge activity.

NEE and its subsidiaries require funds to support and grow their businesses. These funds are primarily provided by cash flows from operations, borrowings or issuances of short- and long-term debt and, from time to time, issuances of equity securities, proceeds from differential membership investors, and sales of tax credits and ownership interests in assets/businesses. See Liquidity and Capital Resources.

RESULTS OF OPERATIONS

Net income attributable to NEE for 2024 was \$6.95 billion compared to \$7.31 billion in 2023. In 2024, net income attributable to NEE decreased primarily due to lower results at NEER and FPL, partly offset by higher results at Corporate and Other. The comparison of the results of operations for the years ended December 31, 2023 and 2022 are included in Management's Discussion in NEE's and FPL's Annual Report on Form 10-K for the year ended December 31, 2023.

NEE's effective income tax rate for 2024 and 2023 was approximately 6% and 14%, respectively. The rates for both years reflect the impact of renewable energy tax credits. See Note 5.

FPL: Results of Operations

FPL obtains its operating revenues primarily from the sale of electricity to retail customers at rates established by the FPSC through base rates and cost recovery clause mechanisms. FPL's net income for 2024 and 2023 was \$4,543 million and \$4,552 million, respectively, representing a decrease of \$9 million. The decrease was primarily driven by the absence of the gain on sale of FPL's ownership interest in the FCG business in 2023 and a lower earned regulatory ROE in 2024, partly offset by higher earnings from investments in plant in service and other property. Such investments grew FPL's average rate base by approximately \$6.1 billion in 2024 and reflect, among other things, solar generation additions and ongoing transmission and distribution additions.

In December 2024, the FPSC approved FPL's request to begin a surcharge to recover eligible storm costs and replenish the storm reserve totaling approximately \$1.2 billion for twelve months beginning in January 2025, related to Hurricanes Debby, Helene and Milton which impacted FPL's service area in 2024. During 2024, FPL completed a twelve-month interim storm restoration surcharge that began in April 2023 for eligible storm restoration costs and the replenishment of the storm reserve of approximately \$1.3 billion, primarily related to Hurricanes Ian and Nicole which impacted FPL's service area in 2022. See Note 1 – Storm Funds, Storm Reserves and Storm Cost Recovery.

The use of reserve amortization is permitted by the 2021 rate agreement. See Item 1. Business – FPL – FPL Regulation – FPL Electric Rate Regulation – Base Rates – Base Rates Effective January 2022 through December 2025 for additional information on the 2021 rate agreement. In order to earn a targeted regulatory ROE, subject to limitations associated with the 2021 rate agreement, reserve amortization is calculated using a trailing thirteen-month average of retail rate base and capital structure in conjunction with the trailing twelve months regulatory retail base net operating income, which primarily includes the retail base portion of base and other revenues, net of O&M, depreciation and amortization, interest and tax expenses. In general, the net impact of these income statement line items must be adjusted, in part, by reserve amortization to earn the targeted regulatory ROE. In certain periods, reserve amortization is reversed so as not to exceed the targeted regulatory ROE. The drivers of FPL's net income not reflected in the reserve amortization calculation typically include wholesale and transmission service revenues and expenses, cost recovery clause revenues and expenses, AFUDC – equity and revenue and costs not recoverable from retail customers. In 2024 and 2023, FPL recorded reserve amortization of approximately \$328 million and \$227 million, respectively. See Depreciation and Amortization Expense below. FPL's earned regulatory ROE for 2024 and 2023 was approximately 11.40% and 11.80%, respectively.

In March 2024, the FPSC issued a supplemental final order regarding FPL's 2021 rate agreement. An April 2024 appeal of the order filed with the Florida Supreme Court by certain intervenors remains pending. See Note 1 – Rate Regulation.

During 2024, operating revenues decreased \$1,346 million primarily related to lower storm cost recovery revenues and lower fuel cost recovery revenues, partly offset by an increase in retail base revenues.

Retail Base

FPL's retail base revenues for 2024 and 2023 reflect the 2021 rate agreement. Retail base revenues increased approximately \$272 million during the year ended December 31, 2024 primarily related to an increase of 1.9% in the average number of customer accounts and new retail base rates through its SoBRA mechanism under the 2021 rate agreement. The increases were partly offset by a decrease of approximately 0.5% in the average usage per retail customer primarily driven by unfavorable weather when compared to the prior year. See Note 1 – Rate Regulation.

In December 2024, FPL filed a formal notification with the FPSC indicating its intent to initiate a base rate proceeding. See Item 1. Business – FPL – FPL Regulation – FPL Electric Rate Regulation – Base Rates for additional information on the details of FPL's formal notification.

Cost Recovery Clauses

Revenues from fuel and other cost recovery clauses and pass-through costs, such as franchise fees, revenue taxes and storm-related surcharges, are largely a pass-through of costs. Such revenues also include a return on investment allowed to be recovered through the cost recovery clauses on certain assets, primarily related to certain solar, environmental projects, storm protection plan investments and the unamortized balance of the regulatory asset associated with FPL's acquisition of certain generation facilities. See Item 1. Business – FPL – FPL Regulation – FPL Electric Rate Regulation – Cost Recovery Clauses. Under-recovery or over-recovery of cost recovery clause and other pass-through costs (deferred clause and franchise expenses and revenues) can significantly affect NEE's and FPL's operating cash flows. The change from a net under-recovery of cost recovery clauses at December 31, 2023 to a net over-recovery of cost recovery clauses at December 31, 2024 impacting FPL's operating cash flows was approximately \$1,016 million, primarily related to lower fuel prices.

The decrease in operating revenues in 2024 reflects lower storm cost recovery revenues of approximately \$1,090 million primarily associated with the completion of surcharges for Hurricanes Ian and Nicole, as discussed above. The decrease in operating revenues in 2024 was also impacted by a decrease in fuel cost recovery revenues of approximately \$526 million primarily as a result of lower fuel and energy prices. In 2024 and 2023, cost recovery clauses contributed approximately \$417 million and \$369 million, respectively, to FPL's net income.

Other Items Impacting FPL's Consolidated Statements of Income

Fuel, Purchase Power and Interchange Expense

Fuel, purchased power and interchange expense decreased \$573 million in 2024 primarily related to lower fuel and energy prices.

Depreciation and Amortization Expense

The major components of FPL's depreciation and amortization expense are as follows:

	Years Ended December 31,	
	2024	2023
	(millions)	
Reserve amortization recorded under the 2021 rate agreement	\$ (328)	\$ (227)
Other depreciation and amortization recovered under base rates (excluding reserve amortization) and other	2,667	2,468
Depreciation and amortization primarily recovered under cost recovery clauses and storm-recovery cost amortization	488	1,548
Total	<u>\$ 2,827</u>	<u>\$ 3,789</u>

Depreciation expense decreased \$962 million during 2024 primarily reflecting lower amortization of deferred storm costs, primarily associated with Hurricanes Ian and Nicole as discussed above, of approximately \$1,089 million and lower reserve amortization, partly offset by increased depreciation related to higher plant in service balances. Reserve amortization, or reversal of such amortization, reflects adjustments to accrued asset removal costs provided under the 2021 rate agreement in order to achieve the targeted regulatory ROE. Reserve amortization is recorded as either an increase or decrease to accrued asset removal costs which is reflected in noncurrent regulatory assets on NEE's and FPL's consolidated balance sheets. At December 31, 2024, approximately \$895 million of reserve amortization remains available under the 2021 rate agreement.

Gains on Disposal of Businesses/Assets – net

In 2023, gains on disposal of businesses/assets – net primarily relate to the sale of ownership interests in the FCG business. See Note 1 – Disposal of Businesses/Assets.

NEER: Results of Operations

NEER owns, develops, constructs, manages and operates electric generation facilities in wholesale energy markets in the U.S. and Canada and also includes assets and investments in other clean energy businesses, such as battery storage and natural gas pipelines. NEER also provides full energy and capacity requirements services, engages in energy-related commodity marketing and trading activities, owns, develops, constructs and operates rate-regulated transmission facilities and transmission lines and invests in natural gas, natural gas liquids and oil production assets. NEER's net income less net loss attributable to noncontrolling interests for 2024 and 2023 was \$2,299 million and \$3,558 million, respectively, resulting in a decrease in 2024 of \$1,259 million. The primary drivers, on an after-tax basis, of the change are in the following table.

	Increase (Decrease) From Prior Period
	Year Ended December 31, 2024
	(millions)
New investments ^(a)	\$ 983
Existing clean energy ^(a)	31
Customer supply ^(b)	(230)
NEET ^(a)	10
Other, including interest expense, corporate general and administrative expenses and other investment income	(395)
Change in non-qualifying hedge activity ^(c)	(1,765)
Change in unrealized gains/losses on equity securities held in nuclear decommissioning funds and OTTI, net ^(c)	(42)
XPLR investment gains, net ^(c)	111
Impairment charges related to investment in Mountain Valley Pipeline ^(c)	38
Change in net income less net loss attributable to noncontrolling interests	\$ (1,259)

- (a) Reflects after-tax project contributions, including the net effect of deferred income taxes and other benefits associated with renewable energy tax credits for wind, solar and storage projects, as applicable (see Note 1 – Income Taxes and – Noncontrolling Interests and Note 5), but excludes allocation of interest expense and corporate general and administrative expenses except for an allocated credit support charge related to guarantees issued to conduct business activities. Results from projects, pipelines and rate-regulated transmission facilities and transmission lines are included in new investments during the first twelve months of operation or ownership. Project results, including repowered wind projects, and pipeline results are included in existing clean energy and rate-regulated transmission facilities and transmission lines are included in NEET beginning with the thirteenth month of operation or ownership.
- (b) Excludes allocation of interest expense and corporate general and administrative expenses except for an allocated credit support charge related to guarantees issued to conduct business activities and includes natural gas, natural gas liquids and oil production results.
- (c) See Overview – Adjusted Earnings for additional information.

New Investments

Results from new investments in 2024 increased primarily due to higher earnings related to new wind and solar generation and battery storage facilities that entered service during or after 2023.

Other Factors

Supplemental to the primary drivers of the changes in NEER's results discussed above, the discussion below describes changes in certain line items set forth in NEE's consolidated statements of income as they relate to NEER.

Operating Revenues

Operating revenues for 2024 decreased \$2,130 million primarily due to:

- the impact of non-qualifying commodity hedges due primarily to changes in energy prices (approximately \$66 million of losses during 2024 compared to \$2,529 million of gains for 2023), partly offset by,
- revenues from new investments of \$494 million.

Operating Expenses – net

Operating expenses – net for 2024 increased \$932 million primarily due to increases of \$568 million in depreciation and amortization expenses, \$175 million in O&M expenses and \$119 million in fuel, purchased power and interchange expenses. The increases were primarily associated with growth across the NEER businesses and higher depletion related to natural gas and oil production.

Gains on Disposal of Businesses/Assets – net

In 2024, the change in gains on disposal of businesses/assets – net primarily reflect the September 2024 sales of ownership interests in connection with the pipeline joint venture and the renewable assets joint venture. See Note 1 – Disposal of Businesses/Assets.

Equity in Earnings (Losses) of Equity Method Investees

NEER recognized \$267 million and \$649 million of equity in losses of equity method investees in 2024 and 2023, respectively. The change in 2024 primarily reflects a 2024 impairment charge of approximately \$0.8 billion (\$0.6 billion after tax) compared to

a 2023 impairment charge of \$1.2 billion (\$0.9 billion after tax) related to the investment in XPLR (see Note 4 – Nonrecurring Fair Value Measurements).

Income Taxes

NEER's effective income tax rate for 2024 and 2023 was approximately (165)% and 7%, respectively, and is primarily based on the composition of pretax income in 2024 and 2023 as well as the impact of renewable energy tax credits. PTCs from wind and solar projects and ITCs from solar, battery storage and certain wind projects are included in NEER's earnings. PTCs are recognized as wind and solar energy is generated and sold based on a per kWh rate prescribed in applicable federal and state statutes. During the year ended December 31, 2024, renewable energy tax credits increased by approximately \$477 million reflecting growth in NEER's business. See Note 1 – Income Taxes for a discussion of renewable energy tax credits, Note 5 and Note 16.

Corporate and Other: Results of Operations

Corporate and Other is primarily comprised of the operating results of other business activities, as well as corporate interest income and expenses. Corporate and Other allocates a portion of NEECH's corporate interest expense to NextEra Energy Resources. Interest expense is allocated based on a deemed capital structure of 70% debt and differential membership interests sold by NextEra Energy Resources' subsidiaries.

Corporate and Other's results increased \$904 million during 2024 primarily due to favorable after-tax impacts of approximately \$934 million, as compared to the prior year, related to non-qualifying hedge activity as a result of changes in the fair value of interest rate derivative instruments used to manage interest rate and foreign currency exchange rate risk associated primarily with outstanding and expected future debt issuances and borrowings (see Note 3).

LIQUIDITY AND CAPITAL RESOURCES

NEE and its subsidiaries require funds to support and grow their businesses. These funds are used for, among other things, working capital (see Note 1 – Storm Funds, Storm Reserves and Storm Cost Recovery), capital expenditures (see Note 15 – Commitments), investments in or acquisitions of assets and businesses (see Note 6), payment of maturing debt and related derivative obligations (see Note 13 and Note 3) and, from time to time, redemption or repurchase of outstanding debt or equity securities. It is anticipated that these requirements will be satisfied through a combination of cash flows from operations, short- and long-term borrowings, the issuance of short- and long-term debt (see Note 13) and, from time to time, equity securities, proceeds from differential membership investors, sales of renewable energy tax credits (see Note 1 – Income Taxes) and sales of ownership interests in assets/businesses (see Note 1 – Disposal of Businesses/Assets), consistent with NEE's and FPL's objective of maintaining, on a long-term basis, a capital structure that will support a strong investment grade credit rating. NEE, FPL and NEECH rely on access to credit and capital markets as significant sources of liquidity for capital requirements and other operations that are not satisfied by operating cash flows. The inability of NEE, FPL and NEECH to maintain their current credit ratings could affect their ability to raise short- and long-term capital, their cost of capital and the execution of their respective financing strategies, and could require the posting of additional collateral under certain agreements.

In October 2015, NEE authorized a program to purchase, from time to time, up to \$150 million of common units representing limited partner interests in XPLR. Under the program, purchases may be made in amounts, at prices and at such times as NEE or its subsidiaries deem appropriate, all subject to market conditions and other considerations. The purchases may be made in the open market or in privately negotiated transactions. Any purchases will be made in such quantities, at such prices, in such manner and on such terms and conditions as determined by NEE or its subsidiaries in their discretion, based on factors such as market and business conditions, applicable legal requirements and other factors. The common unit purchase program does not require NEE to acquire any specific number of common units and may be modified or terminated by NEE at any time. The purpose of the program is not to cause XPLR's common units to be delisted from the New York Stock Exchange or to cause the common units to be deregistered with the SEC. As of December 31, 2024, the dollar value of units that may yet be purchased by NEE under this program was \$114 million. At December 31, 2024, NEE had an approximately 52.6% noncontrolling interest in XPLR, primarily through its limited partner interest in XPLR OpCo.

Cash Flows

NEE's sources and uses of cash for 2024, 2023 and 2022 were as follows:

	Years Ended December 31,		
	2024	2023	2022
	(millions)		
Sources of cash:			
Cash flows from operating activities	\$ 13,260	\$ 11,301	\$ 8,262
Issuances of long-term debt, including premiums and discounts	24,769	13,857	13,856
Proceeds from differential membership investors	2,257	2,745	4,158
Proceeds from the sale of Florida City Gas business	—	924	—
Sale of independent power and other investments of NEER	2,659	1,883	1,564
Issuances of common stock/equity units	48	4,514	1,514
Net increase in commercial paper and other short-term debt	—	2,308	957
Cash swept from related parties – net	—	1,213	240
Other sources – net	—	—	89
Total sources of cash	42,993	38,745	30,640
Uses of cash:			
Capital expenditures, independent power and other investments and nuclear fuel purchases	(24,729)	(25,113)	(19,283)
Retirements of long-term debt	(10,113)	(7,978)	(4,525)
Net decrease in commercial paper and other short-term debt	(3,018)	—	—
Payments to differential membership investors	(740)	(75)	(179)
Repayments of swept cash to related parties – net	(1,371)	—	—
Dividends on common stock	(4,235)	(3,782)	(3,352)
Effects of currency translation on cash, cash equivalents and restricted cash	(791)	(1,814)	(1,169)
Total uses of cash	(44,997)	(38,762)	(28,508)
Net increase (decrease) in cash, cash equivalents and restricted cash	\$ (2,018)	\$ (21)	\$ 2,125

For significant financing activity that occurred subsequent to December 31, 2024, see Note 13.

NEE's primary capital requirements are for expanding and enhancing FPL's electric system and generation facilities to continue to provide reliable service to meet customer electricity demands and for funding NEER's investments in independent power and other projects. See Note 15 – Commitments for estimated capital expenditures in 2025 through 2029.

The following table provides a summary of capital investments for 2024, 2023 and 2022.

	Years Ended December 31,		
	2024	2023	2022
	(millions)		
FPL:			
Generation:			
New	\$ 2,479	\$ 3,163	\$ 2,079
Existing	967	1,441	1,804
Transmission and distribution	4,425	4,292	4,553
Nuclear fuel	222	98	118
General and other	636	688	581
Other, primarily change in accrued property additions and the exclusion of AFUDC – equity	(515)	(282)	50
Total	8,214	9,400	9,185
NEER:			
Wind	4,355	4,793	3,481
Solar (includes solar plus battery storage projects)	7,327	5,448	2,880
Other clean energy	2,213	2,837	1,052
Nuclear (includes nuclear fuel)	344	228	214
Customer supply – natural gas and oil production	1,167	1,575	1,215
Rate-regulated transmission	650	317	431
Other	336	454	372
Total	16,392	15,652	9,645
Corporate and Other	123	61	453
Total capital expenditures, independent power and other investments and nuclear fuel purchases	\$ 24,729	\$ 25,113	\$ 19,283

Liquidity

At December 31, 2024, NEE's total net available liquidity was approximately \$18.0 billion. The table below provides the components of FPL's and NEECH's net available liquidity at December 31, 2024.

	FPL	NEECH (millions)	Total	Maturity Date	
				FPL	NEECH
Syndicated revolving credit facilities ^(a)	\$ 3,420	\$ 10,667	\$ 14,087	2025 – 2029	2025 – 2029
Issued letters of credit	(4)	(708)	(712)		
	<u>3,416</u>	<u>9,959</u>	<u>13,375</u>		
Bilateral revolving credit facilities ^(b)	1,080	3,250	4,330	2025 – 2027	2025 – 2027
Borrowings ^(b)	—	—	—		
	<u>1,080</u>	<u>3,250</u>	<u>4,330</u>		
Letter of credit facilities ^(c)	—	9,854	9,854	2025 – 2029	2025 – 2029
Issued letters of credit	—	(2,930)	(2,930)		
	<u>—</u>	<u>924</u>	<u>924</u>		
Subtotal	4,496	14,133	18,629		
Cash and cash equivalents	32	1,451	1,483		
Commercial paper and other short-term borrowings outstanding	(1,430)	(457)	(1,887)		
Cash swept from unconsolidated entities	—	(250)	(250)		
Net available liquidity	<u>\$ 3,098</u>	<u>\$ 14,877</u>	<u>\$ 17,975</u>		

- (a) Provide for the funding of loans up to the amount of the credit facility and the issuance of letters of credit up to \$3,200 million (\$450 million for FPL and \$2,750 million for NEECH). The entire amount of the credit facilities is available for general corporate purposes and to provide additional liquidity in the event of a loss to the companies' or their subsidiaries' operating facilities (including, in the case of FPL, a transmission and distribution property loss). FPL's syndicated revolving credit facilities are also available to support the purchase of \$1,663 million of pollution control, solid waste disposal and industrial development revenue bonds in the event they are tendered by individual bondholders and not remarketed prior to maturity as well as the repayment of approximately \$1,979 million of floating rate notes in the event an individual noteholder requires repayment at specified dates prior to maturity. As of December 31, 2024, approximately \$575 million of FPL's and \$5,422 million of NEECH's syndicated revolving credit facilities expire over the next 12 months.
- (b) Only available for the funding of loans. As of December 31, 2024, approximately \$925 million of FPL's and \$2,600 million of NEECH's bilateral revolving credit facilities expire over the next 12 months.
- (c) Only available for the issuance of letters of credit. As of December 31, 2024, approximately \$1,180 million of the letter of credit facilities expire over the next 12 months.

Approximately 74 banks, located globally, participate in FPL's and NEECH's revolving credit facilities, with no one bank providing more than 5% of the combined revolving credit facilities. Pursuant to a 1998 guarantee agreement, NEE guarantees the payment of NEECH's debt obligations under its revolving credit facilities. In order for FPL or NEECH to borrow or to have letters of credit issued under the terms of their respective revolving credit facilities and, also for NEECH, its letter of credit facilities, FPL, in the case of FPL, and NEE, in the case of NEECH, are required, among other things, to maintain a ratio of funded debt to total capitalization that does not exceed a stated ratio. The FPL and NEECH revolving credit facilities also contain default and related acceleration provisions relating to, among other things, failure of FPL and NEE, as the case may be, to maintain the respective ratio of funded debt to total capitalization at or below the specified ratio. At December 31, 2024, each of NEE and FPL was in compliance with its required ratio.

Capital Support

Guarantees, Letters of Credit, Surety Bonds and Indemnifications (Guarantee Arrangements)

Certain subsidiaries of NEE issue guarantees and obtain letters of credit and surety bonds, as well as provide indemnities, to facilitate commercial transactions with third parties and financings. Substantially all of the guarantee arrangements are on behalf of NEE's consolidated subsidiaries, as discussed in more detail below. See Note 8 regarding guarantees of obligations on behalf of XPLR subsidiaries. NEE is not required to recognize liabilities associated with guarantee arrangements issued on behalf of its consolidated subsidiaries unless it becomes probable that they will be required to perform. At December 31, 2024, NEE believes that there is no material exposure related to these guarantee arrangements.

NEE subsidiaries issue guarantees related to equity contribution agreements and engineering, procurement and construction agreements, associated with the development, construction and financing of certain power generation facilities (see Note 1 – Structured Payables) and a natural gas pipeline project, as well as a natural gas transportation agreement. Commitments associated with these activities are included in the contracts table in Note 15.

In addition, at December 31, 2024, NEE subsidiaries had approximately \$6.4 billion in guarantees related to obligations under PPAs and acquisition agreements, nuclear-related activities, payment obligations related to PTCs, support for NEE's retail electricity provider activities, as well as other types of contractual obligations (see Note 15 – Commitments).

In some instances, subsidiaries of NEE elect to issue guarantees instead of posting other forms of collateral required under certain financing arrangements, as well as for other project-level cash management activities. At December 31, 2024, these guarantees totaled approximately \$1.8 billion and support, among other things, cash management activities, including those related to debt service and operations and maintenance service agreements, as well as other specific project financing requirements.

Subsidiaries of NEE also issue guarantees to support customer supply and proprietary power and gas trading activities, including the buying and selling of wholesale energy commodities. At December 31, 2024, the estimated mark-to-market exposure (the total amount that these subsidiaries of NEE could be required to fund based on energy commodity market prices at December 31, 2024) plus contract settlement net payables, net of collateral posted for obligations under these guarantees totaled approximately \$1.6 billion.

At December 31, 2024, subsidiaries of NEE also had approximately \$5.6 billion of standby letters of credit and approximately \$1.6 billion of surety bonds to support certain of the commercial activities discussed above. FPL's and NEECH's credit facilities are available to support substantially all of the standby letters of credit.

In addition, as part of contract negotiations in the normal course of business, certain subsidiaries of NEE have agreed and in the future may agree to make payments to compensate or indemnify other parties, including those associated with asset divestitures, for possible unfavorable financial consequences resulting from specified events. The specified events may include, but are not limited to, an adverse judgment in a lawsuit, or the imposition of additional taxes due to a change in tax law or interpretations of the tax law. NEE is unable to estimate the maximum potential amount of future payments by its subsidiaries under some of these contracts because events that would obligate them to make payments have not occurred or, if any such event has occurred, they have not been notified of its occurrence.

NEECH, a 100% owned subsidiary of NEE, provides funding for, and holds ownership interests in, NEE's operating subsidiaries other than FPL. NEE has fully and unconditionally guaranteed certain payment obligations of NEECH, including most of its debt and all of its debentures registered pursuant to the Securities Act of 1933 and commercial paper issuances, as well as most of its payment guarantees and indemnifications, and NEECH has guaranteed certain debt and other obligations of subsidiaries within the NEER segment. Certain guarantee arrangements described above contain requirements for NEECH and FPL to maintain a specified credit rating. For a discussion of credit rating downgrade triggers, see Credit Ratings below.

NEE fully and unconditionally guarantees NEECH debentures pursuant to a guarantee agreement, dated as of June 1, 1999 (1999 guarantee) and NEECH junior subordinated debentures pursuant to an indenture, dated as of September 1, 2006 (2006 guarantee). The 1999 guarantee is an unsecured obligation of NEE and ranks equally and ratably with all other unsecured and unsubordinated indebtedness of NEE. The 2006 guarantee is unsecured and subordinate and junior in right of payment to NEE senior indebtedness (as defined therein). No payment on those junior subordinated debentures may be made under the 2006 guarantee until all NEE senior indebtedness has been paid in full in certain circumstances. NEE's and NEECH's ability to meet their financial obligations are primarily dependent on their subsidiaries' net income, cash flows and their ability to pay upstream dividends or to repay funds to NEE and NEECH. The dividend-paying ability of some of the subsidiaries is limited by contractual restrictions which are contained in outstanding financing agreements.

Summarized financial information of NEE and NEECH is as follows:

Year Ended December 31, 2024			
	Issuer/ Guarantor Combined ^(a)	NEECH Consolidated ^(b)	NEE Consolidated ^(b)
	(millions)		
Operating revenues	\$ (2)	\$ 7,846	\$ 24,753
Operating income (loss)	\$ (331)	\$ 1,254	\$ 7,479
Net income (loss)	\$ (12)	\$ 1,156	\$ 5,698
Net income (loss) attributable to NEE/NEECH	\$ (12)	\$ 2,405	\$ 6,946

December 31, 2024			
	Issuer/ Guarantor Combined ^(a)	NEECH Consolidated ^(b)	NEE Consolidated ^(b)
	(millions)		
Total current assets	\$ 557	\$ 7,166	\$ 11,951
Total noncurrent assets	\$ 2,625	\$ 85,583	\$ 178,193
Total current liabilities	\$ 6,563	\$ 18,080	\$ 25,355
Total noncurrent liabilities	\$ 33,793	\$ 58,074	\$ 103,928
Redeemable noncontrolling interests	\$ —	\$ 401	\$ 401
Noncontrolling interests	\$ —	\$ 10,359	\$ 10,359

(a) Excludes intercompany transactions, and investments in, and equity in earnings of, subsidiaries.

(b) Information has been prepared on the same basis of accounting as NEE's consolidated financial statements.

Shelf Registration

In March 2024, NEE, NEECH and FPL filed a shelf registration statement with the SEC for an unspecified amount of securities, which became effective upon filing. The amount of securities issuable by the companies is established from time to time by their respective boards of directors. Securities that may be issued under the registration statement include, depending on the registrant, senior debt securities, subordinated debt securities, junior subordinated debentures, first mortgage bonds, common stock, preferred stock, depositary shares, stock purchase contracts, stock purchase units, warrants and guarantees related to certain of those securities.

Credit Ratings

NEE's liquidity, ability to access credit and capital markets, cost of borrowings and collateral posting requirements under certain agreements is dependent on its and its subsidiaries credit ratings. At February 14, 2025, Moody's Investors Service, Inc. (Moody's), S&P Global Ratings (S&P) and Fitch Ratings, Inc. (Fitch) had assigned the following credit ratings to NEE, FPL and NEECH:

	Moody's ^(a)	S&P ^(a)	Fitch ^(a)
NEE: ^(b)			
Corporate credit rating	Baa1	A-	A-
FPL: ^(b)			
Corporate credit rating	A1	A	A
First mortgage bonds	Aa2	A+	AA-
Senior unsecured notes	A1	A	A+
Pollution control, solid waste disposal and industrial development revenue bonds ^(c)	VMIG-1/P-1	A-1	F1
Commercial paper	P-1	A-1	F1
NEECH: ^(b)			
Corporate credit rating	Baa1	A-	A-
Debentures	Baa1	BBB+	A-
Junior subordinated debentures	Baa2	BBB	BBB
Commercial paper	P-2	A-2	F2

(a) A security rating is not a recommendation to buy, sell or hold securities and should be evaluated independently of any other rating. The rating is subject to revision or withdrawal at any time by the assigning rating organization.

(b) The outlook indicated by each of Moody's, S&P and Fitch is stable.

(c) Short-term ratings are presented as all bonds outstanding are currently paying a short-term interest rate. At FPL's election, a portion or all of the bonds may be adjusted to a long-term interest rate.

NEE and its subsidiaries have no credit rating downgrade triggers that would accelerate the maturity dates of outstanding debt. A change in ratings is not an event of default under applicable debt instruments, and while there are conditions to drawing on the credit facilities noted above, the maintenance of a specific minimum credit rating is not a condition to drawing on these credit facilities.

Commitment fees and interest rates on loans under these credit facilities' agreements are tied to credit ratings. A ratings downgrade also could reduce the accessibility and increase the cost of commercial paper and other short-term debt issuances and borrowings and additional or replacement credit facilities. In addition, a ratings downgrade could result in, among other things, the requirement that NEE subsidiaries post collateral under certain agreements and guarantee arrangements, including, but not limited to, those related to fuel procurement, power sales and purchases, nuclear decommissioning funding, debt-related reserves and trading activities. FPL's and NEECH's credit facilities are available to support these potential requirements.

Covenants

NEE's charter does not limit the dividends that may be paid on its common stock. As a practical matter, the ability of NEE to pay dividends on its common stock is dependent upon, among other things, dividends paid to it by its subsidiaries. For example, FPL pays dividends to NEE in a manner consistent with FPL's long-term targeted capital structure. However, the mortgage securing FPL's first mortgage bonds contains provisions which, under certain conditions, restrict the payment of dividends to NEE and the issuance of additional first mortgage bonds. Additionally, in some circumstances, the mortgage restricts the amount of retained earnings that FPL can use to pay cash dividends on its common stock. The restricted amount may change based on factors set out in the mortgage. Other than this restriction on the payment of common stock dividends, the mortgage does not restrict FPL's use of retained earnings. At December 31, 2024, no retained earnings were restricted by these provisions of the mortgage and, in light of FPL's current financial condition and level of earnings, management does not expect that planned financing activities or dividends would be affected by these limitations.

FPL may issue first mortgage bonds under its mortgage subject to its meeting an adjusted net earnings test set forth in the mortgage, which generally requires adjusted net earnings to be at least twice the annual interest requirements on, or at least 10% of the aggregate principal amount of, FPL's first mortgage bonds including those to be issued and all indebtedness of FPL that ranks prior or equal to the first mortgage bonds. At December 31, 2024, coverage for the 12 months ended December 31, 2024 would have been approximately 7.5 times the annual interest requirements and approximately 3.3 times the aggregate principal requirements. New first mortgage bonds are also limited to an amount equal to the sum of 60% of unfunded property additions after adjustments to offset property retirements, the amount of retired first mortgage bonds or qualified lien bonds and the amount of cash on deposit with the mortgage trustee. At December 31, 2024, FPL could have issued in excess of \$36 billion of additional first mortgage bonds based on the unfunded property additions and retired first mortgage bonds. At December 31, 2024, no cash was deposited with the mortgage trustee for these purposes.

In September 2006, NEE and NEECH executed a Replacement Capital Covenant (as amended, September 2006 RCC) in connection with NEECH's offering of \$350 million principal amount of Series B Enhanced Junior Subordinated Debentures due 2066 (Series B junior subordinated debentures). The September 2006 RCC is for the benefit of persons that buy, hold or sell a specified series of long-term indebtedness (covered debt) of NEECH (other than the Series B junior subordinated debentures) or, in certain cases, of NEE. NEECH's 3.50% Debentures, Series due April 1, 2029 have been designated as the covered debt under the September 2006 RCC. The September 2006 RCC provides that NEECH may redeem, and NEE or NEECH may purchase, any Series B junior subordinated debentures on or before October 1, 2036, only to the extent that the redemption or purchase price does not exceed a specified amount of proceeds from the sale of qualifying securities, subject to certain limitations described in the September 2006 RCC. Qualifying securities are securities that have equity-like characteristics that are the same as, or more equity-like than, the Series B junior subordinated debentures at the time of redemption or purchase, which are sold within 365 days prior to the date of the redemption or repurchase of the Series B junior subordinated debentures.

In June 2007, NEE and NEECH executed a Replacement Capital Covenant (as amended, June 2007 RCC) in connection with NEECH's offering of \$400 million principal amount of its Series C Junior Subordinated Debentures due 2067 (Series C junior subordinated debentures). The June 2007 RCC is for the benefit of persons that buy, hold or sell a specified series of covered debt of NEECH (other than the Series C junior subordinated debentures) or, in certain cases, of NEE. NEECH's 3.50% Debentures, Series due April 1, 2029 have been designated as the covered debt under the June 2007 RCC. The June 2007 RCC provides that NEECH may redeem or purchase, or satisfy, discharge or defease (collectively, defease), and NEE and any majority-owned subsidiary of NEE or NEECH may purchase, any Series C junior subordinated debentures on or before June 15, 2037, only to the extent that the principal amount defeased or the applicable redemption or purchase price does not exceed a specified amount raised from the issuance, during the 365 days prior to the date of that redemption, purchase or defeasance, of qualifying securities that have equity-like characteristics that are the same as, or more equity-like than, the applicable characteristics of the Series C junior subordinated debentures at the time of redemption, purchase or defeasance, subject to certain limitations described in the June 2007 RCC.

CRITICAL ACCOUNTING ESTIMATES

Critical accounting estimates are those that NEE believes are both most important to the portrayal of its financial condition and results of operations, and require complex, subjective judgments, often as a result of the need to make assumptions about the effect of matters that are inherently uncertain. Judgments and uncertainties affecting the critical accounting estimates may result in materially different amounts being reported under different conditions or using different assumptions. NEE's significant accounting policies, including those requiring critical accounting estimates, are described in Note 1 to the consolidated financial statements, which were prepared under GAAP. Further details regarding NEE's critical accounting estimates are as follows:

Accounting for Derivatives and Hedging Activities

NEE uses derivative instruments (primarily swaps, options, futures and forwards) to manage the physical and financial risks inherent in the purchase and sale of fuel and electricity, as well as interest rate and foreign currency exchange rate risk associated primarily with outstanding and expected future debt issuances and borrowings. In addition, NEE, through NEER, uses derivatives to optimize the value of its power generation and natural gas and oil production assets and engages in power and fuel marketing and trading activities to take advantage of expected future favorable price movements.

Nature of Accounting Estimates

Accounting pronouncements require the use of fair value accounting if certain conditions are met, which may require significant judgment to measure the fair value of assets and liabilities. This applies not only to traditional financial derivative instruments, but to any contract having the accounting characteristics of a derivative. As a result, significant judgment must be used in applying derivatives accounting guidance to contracts. In the event changes in interpretation occur, it is possible that contracts that currently are excluded from derivatives accounting rules would have to be recorded on the balance sheet at fair value, with changes in the fair value recorded in the statement of income.

Assumptions and Accounting Approach

Derivative instruments, when required to be marked to market, are recorded on the balance sheet at fair value using a combination of market and income approaches. Fair values for some of the longer-term contracts where liquid markets are not available are derived through the use of industry-standard valuation techniques, such as internally developed models which estimate the fair value of a contract by calculating the present value of the difference between the contract price and the forward prices. Forward prices represent the price at which a buyer or seller could contract today to purchase or sell a commodity at a future date. The near-term forward market for electricity is generally liquid and therefore the prices in the early years of the forward curves reflect observable market quotes. However, in the later years, the market is much less liquid and forward price curves must be developed using factors including the forward prices for the commodities used as fuel to generate electricity, the expected system heat rate (which measures the efficiency of power plants in converting fuel to electricity) in the region where the purchase or sale takes place, and a fundamental forecast of expected spot prices based on modeled supply and demand in the region. NEE estimates the fair value of interest rate and foreign currency derivatives using an income approach based on a discounted cash flows valuation technique utilizing the net amount of estimated future cash inflows and outflows related to the

derivative agreements. The assumptions in these models are critical since any changes therein could have a significant impact on the fair value of the derivative.

At FPL, substantially all changes in the fair value of energy derivative transactions are deferred as a regulatory asset or liability until the contracts are settled, and, upon settlement, any gains or losses are passed through the fuel clause. See Note 3.

In NEE's non-rate regulated operations, predominantly NextEra Energy Resources, essentially all changes in the derivatives' fair value for power purchases and sales, fuel sales and trading activities are recognized on a net basis in operating revenues and the equity method investees' related activity is recognized in equity in earnings (losses) of equity method investees in NEE's consolidated statements of income.

For interest rate and foreign currency derivative instruments, all changes in the derivatives' fair value are recognized in interest expense and the equity method investees' related activity is recognized in equity in earnings (losses) of equity method investees in NEE's consolidated statements of income. NEE estimates the fair value of these derivatives using an income approach based on a discounted cash flows valuation technique utilizing observable inputs.

Certain derivative transactions at NEER are entered into as economic hedges but the transactions do not meet the requirements for hedge accounting, hedge accounting treatment is not elected or hedge accounting has been discontinued. Changes in the fair value of those transactions are marked to market and reported in the consolidated statements of income, resulting in earnings volatility. These changes in fair value are reflected in the non-qualifying hedge category in computing adjusted earnings and could be significant to NEER's results because the economic offset to the positions are not marked to market. As a consequence, NEE's net income reflects only the movement in one part of economically-linked transactions. For example, a gain (loss) in the non-qualifying hedge category for certain energy derivatives is offset by decreases (increases) in the fair value of related physical asset positions in the portfolio or contracts, which are not marked to market under GAAP. For this reason, NEE's management views results expressed excluding the unrealized mark-to-market impact of the non-qualifying hedges as a meaningful measure of current period performance. For additional information regarding derivative instruments, see Note 3, Overview and Energy Marketing and Trading and Market Risk Sensitivity.

Accounting for Pension Benefits

NEE sponsors a qualified noncontributory defined benefit pension plan for substantially all employees of NEE and its subsidiaries. Management believes that, based on actuarial assumptions and the well-funded status of the pension plan, NEE will not be required to make any cash contributions to the qualified pension plan in the near future. The qualified pension plan has a fully funded trust dedicated to providing benefits under the plan. NEE allocates net periodic income associated with the pension plan to its subsidiaries annually using specific criteria.

Nature of Accounting Estimates

For the pension plan, the benefit obligation is the actuarial present value, as of the December 31 measurement date, of all benefits attributed by the pension benefit formula to employee service rendered to that date. The amount of benefit to be paid depends on a number of future events incorporated into the pension benefit formula, including an estimate of the average remaining life of employees/survivors as well as the average years of service rendered. The projected benefit obligation is measured based on assumptions concerning future interest rates and future employee compensation levels. NEE derives pension income from actuarial calculations based on the plan's provisions and various management assumptions including discount rate, rate of increase in compensation levels and expected long-term rate of return on plan assets.

Assumptions and Accounting Approach

Accounting guidance requires recognition of the funded status of the pension plan in the balance sheet, with changes in the funded status recognized in other comprehensive income within shareholders' equity in the year in which the changes occur. Since NEE is the plan sponsor, and its subsidiaries do not have separate rights to the plan assets or direct obligations to their employees, this accounting guidance is reflected at NEE and not allocated to the subsidiaries. The portion of previously unrecognized actuarial gains and losses and prior service costs or credits that are estimated to be allocable to FPL as net periodic (income) cost in future periods and that otherwise would be recorded in accumulated other comprehensive income are classified as regulatory assets and liabilities at NEE in accordance with regulatory treatment.

Net periodic pension income is calculated using a number of actuarial assumptions. Those assumptions for the years ended December 31, 2024, 2023 and 2022 include:

	2024	2023	2022
Discount rate	4.88 %	5.05 %	2.87 %
Salary increase	4.90 %	4.90 %	4.90 %
Expected long-term rate of return, net of investment management fees	8.00 %	8.00 %	7.35 %
Weighted-average interest crediting rate	3.89 %	3.82 %	3.79 %

In developing these assumptions, NEE evaluated input, including other qualitative and quantitative factors, from its actuaries and consultants, as well as information available in the marketplace. Discount rates are established using the full yield curve approach. In addition, for the expected long-term rate of return on pension plan assets, NEE considered different models, capital market return assumptions and historical returns for a portfolio with an equity/bond asset mix similar to its pension fund, as well as its pension fund's historical compounded returns. NEE will continue to evaluate all of its actuarial assumptions, including its expected rate of return, at least annually, and will adjust them as appropriate.

NEE utilizes in its determination of pension income a market-related valuation of plan assets. This market-related valuation reduces year-to-year volatility and recognizes investment gains or losses over a five-year period following the year in which they occur. Investment gains or losses for this purpose are the difference between the expected return calculated using the market-related value of plan assets and the actual return realized on those plan assets. Since the market-related value of plan assets recognizes gains or losses over a five-year period, the future value of plan assets will be affected as previously deferred gains or losses are recognized. Such gains and losses together with other differences between actual results and the estimates used in the actuarial valuations are deferred and recognized in determining pension income only to the extent they exceed 10% of the greater of projected benefit obligations or the market-related value of plan assets.

The following table illustrates the effect on net periodic pension income of changing the critical actuarial assumptions discussed above, while holding all other assumptions constant:

Change in Assumption	Increase (Decrease) in 2024 Net Periodic Pension Income	
	NEE	FPL
	(millions)	
Expected long-term rate of return	0.5%	26 \$ 16
Discount rate	(0.5)%	\$ 1 \$ 1
Salary increase	0.5%	\$ (2) \$ (1)

NEE also utilizes actuarial assumptions about mortality to help estimate obligations of the pension plan. NEE has adopted the latest revised mortality tables and mortality improvement scales released by the Society of Actuaries, which did not have a material impact on the pension plan's obligation.

See Note 12.

Carrying Value of Long-Lived Assets

NEE evaluates long-lived assets for impairment when events or changes in circumstances indicate that the carrying amount may not be recoverable.

Nature of Accounting Estimates

The amount of future net cash flows, the timing of the cash flows and the determination of an appropriate interest rate all involve estimates and judgments about future events. In particular, the aggregate amount of cash flows determines whether an impairment exists, and the timing of the cash flows is critical in determining fair value. Because each assessment is based on the facts and circumstances associated with each long-lived asset, the effects of changes in assumptions cannot be generalized.

Assumptions and Accounting Approach

An impairment loss is required to be recognized if the carrying value of the asset exceeds the undiscounted future net cash flows associated with that asset. The impairment loss to be recognized is the amount by which the carrying value of the long-lived asset exceeds the asset's fair value. In most instances, the fair value is determined by discounting estimated future cash flows using an appropriate interest rate.

Carrying Value of Equity Method Investments

NEE tests its equity method investments for impairment whenever events or changes in circumstances indicate that the fair value of the investment is less than the carrying value.

Nature of Accounting Estimates

Indicators of impairment may include, but are not limited to, a series of operating losses of an investee, the absence of an ability to recover the carrying amount of the investment, the inability of the investee to sustain an earnings capacity and a current fair value of an investment that may be less than its carrying value. If indicators of impairment exist, an estimate of the investment's fair value will be calculated. Approaches for estimating fair value include, among others, an income approach using a probability-weighted discounted cash flows model, a market approach using an earnings before interest, taxes, depreciation and amortization (EBITDA) multiple model, and a market observable transaction. The probability assigned to each scenario as well as the cash flows and EBITDA multiple identified are critical in determining fair value.

Assumptions and Accounting Approach

An impairment loss is required to be recognized if the impairment is deemed to be other than temporary. Assessment of whether an investment is other than temporarily impaired involves, among other factors, consideration of the length of time that the fair value is below the carrying value, current expected performance relative to the expected performance when the investment was initially made, performance relative to peers, industry performance relative to the economy, credit rating, regulatory actions and legal and permitting challenges. If management is unable to reasonably assert that an impairment is temporary or believes that there will not be full recovery of the carrying value of its investment, then the impairment is considered to be other than temporary. Investments that are other than temporarily impaired are written down to their estimated fair value and cannot subsequently be written back up for increases in estimated fair value. Impairment losses are recorded in equity in earnings (losses) of equity method investees in NEE's consolidated statements of income. See Note 4 – Nonrecurring Fair Value Measurements.

Decommissioning and Dismantlement

NEE accounts for asset retirement obligations and conditional asset retirement obligations (collectively, AROs) under accounting guidance that requires a liability for the fair value of an ARO to be recognized in the period in which it is incurred if it can be reasonably estimated, with the offsetting associated asset retirement costs capitalized as part of the carrying amount of the long-lived assets. NEE's AROs relate primarily to decommissioning obligations of FPL's and NEER's nuclear units and to obligations for the dismantlement of certain of NEER's wind and solar facilities.

Nature of Accounting Estimates

The calculation of the future cost of retiring long-lived assets, including nuclear decommissioning and plant dismantlement costs, involves estimating the amount and timing of future expenditures and making judgments concerning whether or not such costs are considered a legal obligation. Estimating the amount and timing of future expenditures includes, among other things, making projections of when assets will be retired and ultimately decommissioned and how costs will escalate with inflation. In addition, NEE also makes interest rate and rate of return projections on its investments in determining recommended funding requirements for nuclear decommissioning costs. Periodically, NEE is required to update these estimates and projections which can affect the annual expense amounts recognized, the liabilities recorded and the annual funding requirements for nuclear decommissioning costs. For example, an increase of 0.25% in the assumed escalation rates for nuclear decommissioning costs would increase NEE's AROs at December 31, 2024 by approximately \$208 million.

Assumptions and Accounting Approach

FPL – For ratemaking purposes, FPL accrues and funds for nuclear plant decommissioning costs over the expected service life of each unit based on studies that are approved by the FPSC. The most recent studies, filed in 2020, reflect, among other things, the expiration dates of the operating licenses for FPL's nuclear units at the time of the studies. FPL's portion of the future cost of decommissioning its four nuclear units, including spent fuel storage above what is expected to be refunded by the DOE under a spent fuel settlement agreement, is estimated to be approximately \$9.6 billion, or \$2.5 billion expressed in 2024 dollars. The ultimate costs of decommissioning reflect the applications submitted to the NRC for the extension of St. Lucie Units Nos. 1 and 2 licenses for an additional 20 years, as well as the license renewals for Turkey Point Units No. 3 and 4 approved in 2024.

FPL accrues the cost of dismantling its other generation plants over the expected service life of each unit based on studies filed with the FPSC. Unlike nuclear decommissioning, dismantlement costs are not funded. The most recent studies became effective January 1, 2022. At December 31, 2024, FPL's portion of the ultimate cost to dismantle its other generation units is approximately \$2.5 billion, or \$1.2 billion expressed in 2024 dollars. The majority of the dismantlement costs are not reported as AROs. FPL accrues for interim removal costs over the life of the related assets based on depreciation studies approved by the FPSC. Any differences between the amount of the ARO and the amount recorded for ratemaking purposes are reported as a regulatory asset or liability in accordance with regulatory accounting.

The components of FPL's decommissioning of nuclear plants, dismantlement of plants and other accrued asset removal costs are as follows:

	Nuclear Decommissioning		Other Generation Plant Dismantlement		Interim Removal Costs and Other		Total	
	December 31,		December 31,		December 31,		December 31,	
	2024	2023	2024	2023	2024	2023	2024	2023
	(millions)							
ARO's ^(a)	\$ 1,959	\$ 1,882	\$ 331	\$ 283	\$ 5	\$ 5	\$ 2,295	\$ 2,170
Less capitalized ARO asset net of accumulated depreciation	58	59	82	28	—	—	140	87
Accrued asset removal costs ^(b)	509	480	191	182	(1,375)	(1,023)	(675)	(361)
Asset retirement obligation regulatory expense difference ^(c)	4,936	4,202	(130)	(150)	—	—	4,806	4,052
Accrued decommissioning, dismantlement and other accrued asset removal costs ^(d)	\$ 7,346	\$ 6,505	\$ 310	\$ 287	\$ (1,370)	\$ (1,018)	\$ 6,286	\$ 5,774

(a) See Note 11.

(b) Included in noncurrent regulatory liabilities on NEE's and FPL's consolidated balance sheets, except for \$1,373 million and \$1,021 million which are related to interim removal costs and are included in noncurrent regulatory assets as of December 31, 2024 and 2023, respectively. See Note 1 – Rate Regulation.

(c) Included in noncurrent regulatory liabilities on NEE's and FPL's consolidated balance sheets, except for \$3 million and \$14 million which are related to other generation plant dismantlement and are included in noncurrent regulatory assets as of December 31, 2024 and 2023, respectively. See Note 1 – Rate Regulation.

(d) Represents total amount accrued for ratemaking purposes.

NEER – NEER records liabilities for the present value of its expected nuclear plant decommissioning and its expected wind and solar facilities dismantlement costs which are determined using various internal and external data and applying a probability percentage to a variety of scenarios regarding the life of the plant and facilities, as well as the timing of decommissioning or dismantlement. The liabilities are being accreted using the interest method through the date decommissioning or dismantlement activities are expected to be complete. At December 31, 2024 and 2023, the AROs for decommissioning of NEER's nuclear plants approximated \$646 million and \$607 million, respectively. NEER's portion of the ultimate cost of decommissioning its nuclear plants, including costs associated with spent fuel storage above what is expected to be refunded by the DOE under a spent fuel settlement agreement, is estimated to be approximately \$9.8 billion, or \$2.2 billion expressed in 2024 dollars. At December 31, 2024 and 2023, the AROs for dismantling certain of NEER's wind facilities approximated \$329 million and \$296 million, respectively, and for dismantling certain of NEER's solar facilities approximated \$315 million and \$256 million, respectively.

See Note 1 – Asset Retirement Obligations and – Decommissioning of Nuclear Plants, Dismantlement of Plants and Other Accrued Asset Removal Costs and Note 11.

Regulatory Accounting

Certain of NEE's businesses are subject to rate regulation which results in the recording of regulatory assets and liabilities. See Note 1 – Rate Regulation for details regarding NEE's regulatory assets and liabilities.

Nature of Accounting Estimates

Regulatory assets and liabilities represent probable future revenues that will be recovered from or refunded to customers through the ratemaking process. Regulatory assets and liabilities are included in rate base or otherwise earn (pay) a return on investment during the recovery period.

Assumptions and Accounting Approach

Accounting guidance allows regulators to create assets and impose liabilities that would not be recorded by non-rate regulated entities. If NEE's rate-regulated entities, primarily FPL, were no longer subject to cost-based rate regulation, the existing regulatory assets and liabilities would be written off unless regulators specify an alternative means of recovery or refund. In addition, the regulators, including the FPSC for FPL, have the authority to disallow recovery of costs that they consider excessive or imprudently incurred. Such costs may include, among others, fuel and O&M expenses, the cost of replacing power lost when generation facilities are unavailable, storm restoration costs and costs associated with the construction or acquisition of new facilities. The continued applicability of regulatory accounting is assessed at each reporting period.

ENERGY MARKETING AND TRADING AND MARKET RISK SENSITIVITY

NEE and FPL are exposed to risks associated with adverse changes in commodity prices, interest rates and equity prices. Financial instruments and positions affecting the financial statements of NEE and FPL described below are held primarily for purposes other than trading. Market risk is measured as the potential loss in fair value resulting from hypothetical reasonably possible changes in commodity prices, interest rates or equity prices over the next year. Management has established risk management policies to monitor and manage such market risks, as well as credit risks.

Commodity Price Risk

NEE and FPL use derivative instruments (primarily swaps, options, futures and forwards) to manage the physical and financial risks inherent in the purchase and sale of fuel and electricity. In addition, NEE, through NEER, uses derivatives to optimize the value of its power generation and natural gas and oil production assets and engages in power and fuel marketing and trading activities to take advantage of expected future favorable price movements. See Critical Accounting Policies and Estimates – Accounting for Derivatives and Hedging Activities and Note 3.

During 2023 and 2024, the changes in the fair value of NEE's consolidated subsidiaries' energy contract derivative instruments were as follows:

	Hedges on Owned Assets			
	Trading	Non- Qualifying	FPL Cost Recovery Clauses	NEE Total
	(millions)			
Fair value of contracts outstanding at December 31, 2022	\$ 1,177	\$ (3,921)	\$ 16	\$ (2,728)
Reclassification to realized at settlement of contracts	(369)	154	(9)	(224)
Value of contracts acquired	6	95	—	101
Net option premium purchases (issuances)	183	17	—	200
Changes in fair value excluding reclassification to realized	340	2,178	5	2,523
Fair value of contracts outstanding at December 31, 2023	1,337	(1,477)	12	(128)
Reclassification to realized at settlement of contracts	(373)	190	(24)	(207)
Value of contracts acquired	2	24	—	26
Net option premium purchases (issuances)	(2)	23	—	21
Changes in fair value excluding reclassification to realized	380	(284)	50	146
Fair value of contracts outstanding at December 31, 2024	<u>1,344</u>	<u>(1,524)</u>	<u>38</u>	<u>(142)</u>
Net margin cash collateral paid (received)				(475)
Total mark-to-market energy contract net assets (liabilities) at December 31, 2024	<u>\$ 1,344</u>	<u>\$ (1,524)</u>	<u>\$ 38</u>	<u>\$ (617)</u>

NEE's total mark-to-market energy contract net assets (liabilities) at December 31, 2024 shown above are included on the consolidated balance sheets as follows:

	December 31, 2024
	(millions)
Current derivative assets	\$ 734
Noncurrent derivative assets	1,391
Current derivative liabilities	(1,600)
Noncurrent derivative liabilities	(1,782)
NEE's total mark-to-market energy contract net liabilities	<u>\$ (617)</u>

The sources of fair value estimates and maturity of energy contract derivative instruments at December 31, 2024 were as follows:

	Maturity						
	2025	2026	2027	2028	2029	Thereafter	Total
	(millions)						
Trading:							
Quoted prices in active markets for identical assets	\$ (239)	\$ 14	\$ 5	\$ 66	\$ 45	\$ 33	\$ (76)
Significant other observable inputs	448	257	185	54	25	(12)	957
Significant unobservable inputs	145	24	4	2	9	279	463
Total	354	295	194	122	79	300	1,344
Owned Assets – Non-Qualifying:							
Quoted prices in active markets for identical assets	(72)	(48)	(24)	3	3	6	(129)
Significant other observable inputs	(363)	(313)	(236)	(118)	(86)	(169)	(1,285)
Significant unobservable inputs	(22)	(35)	(42)	6	13	(18)	(110)
Total	(457)	(396)	(299)	(121)	(70)	(181)	(1,524)
Owned Assets – FPL Cost Recovery Clauses:							
Quoted prices in active markets for identical assets	—	—	—	—	—	—	—
Significant other observable inputs	4	—	—	—	—	—	4
Significant unobservable inputs	27	6	1	—	—	—	34
Total	31	6	1	—	—	—	38
Total sources of fair value	\$ (72)	\$ (95)	\$ (104)	\$ 1	\$ 9	\$ 119	\$ (142)

With respect to commodities, NEE's Exposure Management Committee (EMC), which is comprised of certain members of senior management, and NEE's chief executive officer are responsible for the overall approval of market risk management policies and the delegation of approval and authorization levels. The EMC and NEE's chief executive officer receive periodic updates on market positions and related exposures, credit exposures and overall risk management activities.

NEE uses a value-at-risk (VaR) model to measure commodity price market risk in its trading and mark-to-market portfolios. The VaR is the estimated loss of market value based on a one-day holding period at a 95% confidence level using historical simulation methodology. The VaR figures are as follows:

	Trading ^(a)			Non-Qualifying Hedges and Hedges in FPL Cost Recovery Clauses ^(b)			Total		
	FPL	NEER	NEE	FPL	NEER	NEE	FPL	NEER	NEE
	(millions)								
December 31, 2023	\$ —	\$ 4	\$ 4	\$ 2	\$ 114	\$ 116	\$ 2	\$ 113	\$ 111
December 31, 2024	\$ —	\$ 6	\$ 6	\$ 3	\$ 99	\$ 98	\$ 3	\$ 89	\$ 88
Average for the year ended December 31, 2024	\$ —	\$ 4	\$ 4	\$ 4	\$ 100	\$ 100	\$ 4	\$ 100	\$ 99

(a) The VaR figures for the trading portfolio include positions that are marked to market. Taking into consideration offsetting unmarked non-derivative positions, such as physical inventory, the trading VaR figures were approximately \$6 million and \$1 million at December 31, 2024 and 2023, respectively.

(b) Non-qualifying hedges are employed to reduce the market risk exposure to physical assets or contracts which are not marked to market. The VaR figures for the non-qualifying hedges and hedges in FPL cost recovery clauses category do not represent the economic exposure to commodity price movements.

Interest Rate Risk

NEE's and FPL's financial results are exposed to risk resulting from changes in interest rates as a result of their respective outstanding and expected future issuances of debt, investments in special use funds and other investments. NEE and FPL manage their respective interest rate exposure by monitoring current interest rates, entering into interest rate contracts and using a combination of fixed-rate and variable-rate debt. Interest rate contracts are used to mitigate and adjust interest rate exposure when deemed appropriate based upon market conditions or when required by financing agreements.

The following are estimates of the fair value of NEE's and FPL's financial instruments that are exposed to interest rate risk:

	December 31, 2024		December 31, 2023	
	Carrying Amount	Estimated Fair Value ^(a)	Carrying Amount	Estimated Fair Value ^(a)
(millions)				
NEE:				
Special use funds	\$ 2,294	\$ 2,294	\$ 2,222	\$ 2,222
Other investments, primarily debt securities	\$ 2,007	\$ 2,007	\$ 1,802	\$ 1,802
Long-term debt, including current portion	\$ 80,446	\$ 76,428	\$ 68,306	\$ 64,103
Interest rate contracts – net unrealized gains (losses)	\$ 293	\$ 293	\$ (249)	\$ (249)
FPL:				
Special use funds	\$ 1,741	\$ 1,741	\$ 1,658	\$ 1,658
Long-term debt, including current portion	\$ 26,745	\$ 24,718	\$ 25,274	\$ 23,430

(a) See Note 3 and Note 4.

The special use funds of NEE and FPL consist of restricted funds set aside to cover the cost of storm damage for FPL and for the decommissioning of NEE's and FPL's nuclear power plants. See Note 1 – Storm Funds, Storm Reserves and Storm Cost Recovery. A portion of these funds is invested in fixed income debt securities primarily carried at estimated fair value. At FPL, changes in fair value, including any credit losses, result in a corresponding adjustment to the related regulatory asset or liability accounts based on current regulatory treatment. The changes in fair value for NEE's non-rate regulated operations result in a corresponding adjustment to other comprehensive income, except for credit losses and unrealized losses on available for sale securities intended or required to be sold prior to recovery of the amortized cost basis, which are reported in current period earnings. Because the funds set aside by FPL for storm damage could be needed at any time, the related investments are generally more liquid and, therefore, are less sensitive to changes in interest rates. The nuclear decommissioning funds, in contrast, are generally invested in longer-term securities.

At December 31, 2024, NEE had interest rate contracts with a net notional amount of approximately \$35.2 billion to manage exposure to the variability of cash flows primarily associated with expected future and outstanding debt issuances at NEECH and NEER.

Based upon a hypothetical 10% decrease in interest rates, the fair value of NEE's net liabilities would increase by approximately \$3,475 million (\$1,153 million for FPL) at December 31, 2024.

Equity Price Risk

NEE and FPL are exposed to risk resulting from changes in prices for equity securities. For example, NEE's nuclear decommissioning reserve funds include marketable equity securities carried at their market value of approximately \$6,164 million and \$5,290 million (\$4,219 million and \$3,536 million for FPL) at December 31, 2024 and 2023, respectively. NEE's and FPL's investment strategy for equity securities in their nuclear decommissioning reserve funds emphasizes marketable securities which are broadly diversified. At December 31, 2024, a hypothetical 10% decrease in the prices quoted on stock exchanges would result in an approximately \$577 million (\$388 million for FPL) reduction in fair value. For FPL, a corresponding adjustment would be made to the related regulatory asset or liability accounts based on current regulatory treatment, and for NEE's non-rate regulated operations, a corresponding amount would be recorded in change in unrealized gains (losses) on equity securities held in NEER's nuclear decommissioning funds – net in NEE's consolidated statements of income.

Credit Risk

NEE and its subsidiaries, including FPL, are also exposed to credit risk through their energy marketing and trading operations. Credit risk is the risk that a financial loss will be incurred if a counterparty to a transaction does not fulfill its financial obligation. NEE manages counterparty credit risk for its subsidiaries with energy marketing and trading operations through established policies, including counterparty credit limits, and in some cases credit enhancements, such as cash prepayments, letters of credit, cash and other collateral and guarantees.

Credit risk is also managed through the use of master netting agreements. NEE's credit department monitors current and forward credit exposure to counterparties and their affiliates, both on an individual and an aggregate basis. For all derivative and contractual transactions, NEE's energy marketing and trading operations, which include FPL's energy marketing and trading division, are exposed to losses in the event of nonperformance by counterparties to these transactions. Some relevant considerations when assessing NEE's energy marketing and trading operations' credit risk exposure include the following:

- Operations are primarily concentrated in the energy industry.
- Trade receivables and other financial instruments are predominately with energy, utility and financial services related companies, as well as municipalities, cooperatives and other trading companies in the U.S.
- Overall credit risk is managed through established credit policies and is overseen by the EMC.
- Prospective and existing customers are reviewed for creditworthiness based upon established standards, with customers not meeting minimum standards providing various credit enhancements or secured payment terms, such as letters of credit or the posting of margin cash collateral.
- Master netting agreements are used to offset cash and noncash gains and losses arising from derivative instruments with the same counterparty. NEE's policy is to have master netting agreements in place with significant counterparties.

Based on NEE's policies and risk exposures related to credit, NEE and FPL do not anticipate a material adverse effect on their financial statements as a result of counterparty nonperformance. At December 31, 2024, NEE's credit risk exposure associated with its energy marketing and trading operations, taking into account collateral and contractual netting rights, totaled approximately \$2.6 billion (\$64 million for FPL), of which approximately 88% (99% for FPL) was with companies that have investment grade credit ratings. See Note 3.

Item 7A. Quantitative and Qualitative Disclosures About Market Risk

See Management's Discussion – Energy Marketing and Trading and Market Risk Sensitivity.

Item 8. Financial Statements and Supplementary Data

MANAGEMENT'S REPORT ON INTERNAL CONTROL OVER FINANCIAL REPORTING

NextEra Energy, Inc.'s (NEE) and Florida Power & Light Company's (FPL) management are responsible for establishing and maintaining adequate internal control over financial reporting as defined in the Securities Exchange Act of 1934 Rules 13a-15(f) and 15d-15(f). The consolidated financial statements, which in part are based on informed judgments and estimates made by management, have been prepared in conformity with generally accepted accounting principles applied on a consistent basis.

To aid in carrying out this responsibility, we, along with all other members of management, maintain a system of internal accounting control which is established after weighing the cost of such controls against the benefits derived. In the opinion of management, the overall system of internal accounting control provides reasonable assurance that the assets of NEE and FPL and their subsidiaries are safeguarded and that transactions are executed in accordance with management's authorization and are properly recorded for the preparation of financial statements. In addition, management believes the overall system of internal accounting control provides reasonable assurance that material errors or irregularities would be prevented or detected on a timely basis by employees in the normal course of their duties. Any system of internal accounting control, no matter how well designed, has inherent limitations, including the possibility that controls can be circumvented or overridden and misstatements due to error or fraud may occur and not be detected. Also, because of changes in conditions, internal control effectiveness may vary over time. Accordingly, even an effective system of internal control will provide only reasonable assurance with respect to financial statement preparation and reporting.

The system of internal accounting control is supported by written policies and guidelines, the selection and training of qualified employees, an organizational structure that provides an appropriate division of responsibility and a program of internal auditing. NEE's written policies include a Code of Business Conduct & Ethics that states management's policy on conflicts of interest and ethical conduct. Compliance with the Code of Business Conduct & Ethics is confirmed annually by key personnel.

The Board of Directors pursues its oversight responsibility for financial reporting and accounting through its Audit Committee. This Committee, which is comprised entirely of independent directors, meets regularly with management, the internal auditors and the independent auditors to make inquiries as to the manner in which the responsibilities of each are being discharged. The independent auditors and the internal audit staff have free access to the Committee without management present to discuss auditing, internal accounting control and financial reporting matters.

Management assessed the effectiveness of NEE's and FPL's internal control over financial reporting as of December 31, 2024, using the criteria set forth by the Committee of Sponsoring Organizations of the Treadway Commission in the *Internal Control – Integrated Framework (2013)*. Based on this assessment, management believes that NEE's and FPL's internal control over financial reporting was effective as of December 31, 2024.

NEE's and FPL's independent registered public accounting firm, Deloitte & Touche LLP, is engaged to express an opinion on NEE's and FPL's consolidated financial statements and an opinion on NEE's and FPL's internal control over financial reporting. Their reports are based on procedures believed by them to provide a reasonable basis to support such opinions. These reports appear on the following pages.

JOHN W. KETCHUM

John W. Ketchum
Chairman, President and Chief Executive Officer of NEE and
Chairman of FPL

BRIAN W. BOLSTER

Brian W. Bolster
Executive Vice President, Finance and Chief Financial Officer
of NEE and FPL

JAMES M. MAY

James M. May
Vice President, Controller and Chief Accounting Officer
of NEE

ARMANDO PIMENTEL, JR.

Armando Pimentel, Jr.
President and Chief Executive Officer of FPL

KEITH FERGUSON

Keith Ferguson
Vice President, Accounting and Controller of FPL

REPORT OF INDEPENDENT REGISTERED PUBLIC ACCOUNTING FIRM

To the shareholders and the Board of Directors of
NextEra Energy, Inc. and Florida Power & Light Company

Opinion on Internal Control over Financial Reporting

We have audited the internal control over financial reporting of NextEra Energy, Inc. and subsidiaries (NEE) and Florida Power & Light Company and subsidiaries (FPL) as of December 31, 2024, based on criteria established in *Internal Control – Integrated Framework (2013)* issued by the Committee of Sponsoring Organizations of the Treadway Commission (COSO). In our opinion, NEE and FPL maintained, in all material respects, effective internal control over financial reporting as of December 31, 2024, based on criteria established in *Internal Control – Integrated Framework (2013)* issued by COSO.

We have also audited, in accordance with the standards of the Public Company Accounting Oversight Board (United States) (PCAOB), the consolidated financial statements as of and for the year ended December 31, 2024 of NEE and FPL and our report dated February 14, 2025, expressed unqualified opinions on those financial statements.

Basis for Opinion

NEE's and FPL's management are responsible for maintaining effective internal control over financial reporting and for their assessments of the effectiveness of internal control over financial reporting, included in the accompanying Management's Report on Internal Control Over Financial Reporting. Our responsibility is to express opinions on NEE's and FPL's internal control over financial reporting based on our audits. We are a public accounting firm registered with the PCAOB and are required to be independent with respect to NEE and FPL in accordance with the U.S. federal securities laws and the applicable rules and regulations of the Securities and Exchange Commission and the PCAOB.

We conducted our audits in accordance with the standards of the PCAOB. Those standards require that we plan and perform the audits to obtain reasonable assurance about whether effective internal control over financial reporting was maintained in all material respects. Our audits included obtaining an understanding of internal control over financial reporting, assessing the risk that a material weakness exists, testing and evaluating the design and operating effectiveness of internal control based on the assessed risk, and performing such other procedures as we considered necessary in the circumstances. We believe that our audits provide a reasonable basis for our opinions.

Definition and Limitations of Internal Control over Financial Reporting

A company's internal control over financial reporting is a process designed to provide reasonable assurance regarding the reliability of financial reporting and the preparation of financial statements for external purposes in accordance with generally accepted accounting principles. A company's internal control over financial reporting includes those policies and procedures that (1) pertain to the maintenance of records that, in reasonable detail, accurately and fairly reflect the transactions and dispositions of the assets of the company; (2) provide reasonable assurance that transactions are recorded as necessary to permit preparation of financial statements in accordance with generally accepted accounting principles, and that receipts and expenditures of the company are being made only in accordance with authorizations of management and directors of the company; and (3) provide reasonable assurance regarding prevention or timely detection of unauthorized acquisition, use, or disposition of the company's assets that could have a material effect on the financial statements.

Because of its inherent limitations, internal control over financial reporting may not prevent or detect misstatements. Also, projections of any evaluation of effectiveness to future periods are subject to the risk that controls may become inadequate because of changes in conditions, or that the degree of compliance with the policies or procedures may deteriorate.

DELOITTE & TOUCHE LLP

Boca Raton, Florida
February 14, 2025

REPORT OF INDEPENDENT REGISTERED PUBLIC ACCOUNTING FIRM

To the shareholders and the Board of Directors of
NextEra Energy, Inc. and Florida Power & Light Company

Opinion on the Financial Statements

We have audited the accompanying consolidated balance sheets of NextEra Energy, Inc. and subsidiaries (NEE) and the related separate consolidated balance sheets of Florida Power & Light Company and subsidiaries (FPL) as of December 31, 2024 and 2023, and NEE's and FPL's related consolidated statements of income and cash flows, NEE's consolidated statements of comprehensive income and equity, and FPL's consolidated statements of common shareholder's equity, for each of the three years in the period ended December 31, 2024, and the related notes (collectively referred to as the "financial statements"). In our opinion, the financial statements present fairly, in all material respects, the consolidated financial position of NEE and FPL as of December 31, 2024 and 2023, and the results of their operations and their cash flows for each of the three years in the period ended December 31, 2024, in conformity with accounting principles generally accepted in the United States of America.

We have also audited, in accordance with the standards of the Public Company Accounting Oversight Board (United States) (PCAOB), NEE's and FPL's internal control over financial reporting as of December 31, 2024, based on criteria established in *Internal Control – Integrated Framework (2013)* issued by the Committee of Sponsoring Organizations of the Treadway Commission and our report dated February 14, 2025, expressed unqualified opinions on NEE's and FPL's internal control over financial reporting.

Basis for Opinion

These financial statements are the responsibility of NEE's and FPL's management. Our responsibility is to express opinions on NEE's and FPL's financial statements based on our audits. We are a public accounting firm registered with the PCAOB and are required to be independent with respect to NEE and FPL in accordance with the U.S. federal securities laws and the applicable rules and regulations of the Securities and Exchange Commission and the PCAOB.

We conducted our audits in accordance with the standards of the PCAOB. Those standards require that we plan and perform the audits to obtain reasonable assurance about whether the financial statements are free of material misstatement, whether due to error or fraud. Our audits included performing procedures to assess the risks of material misstatement of the financial statements, whether due to error or fraud, and performing procedures that respond to those risks. Such procedures included examining, on a test basis, evidence regarding the amounts and disclosures in the financial statements. Our audits also included evaluating the accounting principles used and significant estimates made by management, as well as evaluating the overall presentation of the financial statements. We believe that our audits provide a reasonable basis for our opinions.

Critical Audit Matters

The critical audit matters communicated below are matters arising from the current-period audit of the financial statements of NEE and FPL that were communicated or required to be communicated to the audit committee and that (1) relate to accounts or disclosures that are material to the financial statements and (2) involved our especially challenging, subjective, or complex judgments. The communication of critical audit matters does not alter in any way our opinion on the financial statements, taken as a whole, and we are not, by communicating the critical audit matters below, providing separate opinions on the critical audit matters or on the accounts or disclosures to which they relate.

NEE – Operating Revenue – Unrealized Losses – Refer to Note 3 to the financial statements

Critical Audit Matter Description

NEE enters into complex energy derivatives and transacts in certain markets that are thinly traded, which may result in subjective estimates of fair value that include unobservable inputs. Changes in the derivatives' fair value for power purchases and sales, fuel sales and trading activities are primarily recognized on a net basis in operating revenues. For the year ended December 31, 2024, unrealized losses associated with Level 3 transactions of \$25 million are included in operating revenues in the consolidated statement of income of NEE.

Given management uses complex proprietary models and unobservable inputs to estimate the fair value of Level 3 derivative assets and liabilities, performing audit procedures to evaluate the appropriateness of these models and inputs required a high degree of auditor judgment and an increased extent of effort, including the need to involve our firm specialists who possess significant quantitative and modeling expertise.

How the Critical Audit Matter Was Addressed in the Audit

Our audit procedures related to operating revenue – unrealized losses included the following, among others:

- We tested the effectiveness of controls relating to commodity valuation models, their related Level 3 unobservable inputs, and market data validation.
- We selected a sample of transactions, obtained an understanding of the business rationale of transactions, and read the underlying contractual agreements.
- We used personnel in our firm who specialize in energy transacting to independently value Level 3 transactions. For certain fair value models, we used our firm specialists to directly test the underlying assumptions of the unobservable inputs used by management.
- We evaluated NEE's disclosures related to the proprietary models and unobservable inputs to estimate the fair value of Level 3 derivative assets and liabilities, including the balances recorded and significant assumptions.

FPL – Impact of Rate Regulation on the Financial Statements – Refer to Note 1 to the financial statements

Critical Audit Matter Description

FPL is subject to rate regulation by the Florida Public Service Commission (the "FPSC"), which has jurisdiction with respect to the rates of electric utility companies. Management has determined it meets the requirements under accounting principles generally accepted in the United States of America to prepare its financial statements applying the specialized rules to account for the effects of cost-based rate regulation. Accounting for the economics of rate regulation impacts multiple financial statement line items and disclosures, such as property, plant, and equipment; regulatory assets and liabilities; operating revenues; fuel expense; operation and maintenance expense; and depreciation expense.

Rates are determined and approved in regulatory proceedings based on an analysis of FPL's costs to provide utility service and a return on, and recovery of, FPL's investment in the assets required to deliver utility service. Accounting guidance for FPL's regulated operations provides that rate-regulated entities report assets and liabilities consistent with the recovery of those incurred costs in rates, if it is probable that such rates will be charged and collected. The FPSC has the authority to disallow recovery of costs that it considers excessive or imprudently incurred. Future FPSC decisions could impact the accounting for regulated operations, including decisions about the amount of recoverable costs and any refunds that may be required. As a result of this cost-based regulation, FPL follows the accounting guidance that allows regulators to create assets and impose liabilities, based on the probability of future cash flows, that would not be recorded by non-rate regulated entities. Regulatory assets and liabilities represent probable future revenues that will be recovered from or refunded to customers through the ratemaking process.

We identified the impact of rate regulation as a critical audit matter due to the requirement to have auditors with deep knowledge of and significant experience with accounting for rate regulation and the rate setting process due to its inherent complexities.

How the Critical Audit Matter Was Addressed in the Audit

Our audit procedures related to the impact of rate regulation included the following, among others:

- We tested the effectiveness of management's controls over the evaluation of the likelihood of (1) the recovery in future rates of costs incurred as property, plant, and equipment and deferred as regulatory assets, and (2) a refund or a future reduction in rates that should be reported as regulatory liabilities. We also tested the effectiveness of management's controls over the initial recognition of amounts as property, plant, and equipment and regulatory assets or liabilities, including storm restoration costs; the depreciation and amortization of such amounts in accordance with FPSC orders; and the monitoring and evaluation of regulatory developments that may affect the likelihood of recovering costs recognized as property, plant and equipment and regulatory assets in future rates or of a refund or future reduction in rates that should be recognized as a regulatory liability.
- We assessed the likelihood of (1) recovery of recorded regulatory assets and (2) obligations requiring future reductions in rates by obtaining, reading, and evaluating relevant regulatory orders issued by the FPSC to FPL, and considering regulatory precedents established by the FPSC. We also evaluated such regulatory orders and other publicly available filings made by FPL and compared them to management's recorded regulatory asset and liability balances for completeness.
- We evaluated FPL's disclosures related to the impacts of rate regulation, including the balances recorded and regulatory developments.

DELOITTE & TOUCHE LLP

Boca Raton, Florida
February 14, 2025

We have served as NEE's and FPL's auditor since 1950.

NEXTERA ENERGY, INC.
CONSOLIDATED STATEMENTS OF INCOME
(millions, except per share amounts)

	Years Ended December 31,		
	2024	2023	2022
OPERATING REVENUES	\$ 24,753	\$ 28,114	\$ 20,956
OPERATING EXPENSES			
Fuel, purchased power and interchange	5,029	5,457	6,389
Other operations and maintenance	4,857	4,681	4,428
Depreciation and amortization	5,462	5,879	4,503
Taxes other than income taxes and other – net	2,278	2,265	2,077
Total operating expenses – net	17,626	18,282	17,397
GAINS ON DISPOSAL OF BUSINESSES/ASSETS – NET	352	405	522
OPERATING INCOME	7,479	10,237	4,081
OTHER INCOME (DEDUCTIONS)			
Interest expense	(2,235)	(3,324)	(585)
Equity in earnings (losses) of equity method investees	(246)	(648)	203
Allowance for equity funds used during construction	198	161	112
Gains on disposal of investments and other property – net	163	125	80
Change in unrealized gains (losses) on equity securities held in NEER's nuclear decommissioning funds – net	107	159	(461)
Other net periodic benefit income	235	245	202
Other – net	336	333	200
Total other income (deductions) – net	(1,442)	(2,949)	(249)
INCOME BEFORE INCOME TAXES	6,037	7,288	3,832
INCOME TAXES	339	1,006	586
NET INCOME	5,698	6,282	3,246
NET LOSS ATTRIBUTABLE TO NONCONTROLLING INTERESTS	1,248	1,028	901
NET INCOME ATTRIBUTABLE TO NEE	\$ 6,946	\$ 7,310	\$ 4,147
Earnings per share attributable to NEE:			
Basic	\$ 3.38	\$ 3.61	\$ 2.10
Assuming dilution	\$ 3.37	\$ 3.60	\$ 2.10

The accompanying Notes to Consolidated Financial Statements are an integral part of these statements.

NEXTERA ENERGY, INC.
CONSOLIDATED STATEMENTS OF COMPREHENSIVE INCOME
(millions)

	Years Ended December 31,		
	2024	2023	2022
NET INCOME	\$ 5,698	\$ 6,282	\$ 3,246
OTHER COMPREHENSIVE INCOME (LOSS), NET OF TAX			
Reclassification of unrealized losses on cash flow hedges from accumulated other comprehensive loss to net income (net of \$1 tax benefit, \$1 tax benefit and \$2 tax benefit, respectively)	1	2	6
Net unrealized gains (losses) on available for sale securities:			
Net unrealized gains (losses) on securities still held (net of \$1 tax benefit, \$6 tax expense and \$29 tax benefit, respectively)	(3)	17	(84)
Reclassification from accumulated other comprehensive loss to net income (net of \$2 tax benefit, \$4 tax benefit and \$3 tax benefit, respectively)	5	13	10
Defined benefit pension and other benefits plans:			
Net unrealized gains (losses) and unrecognized prior service benefit (cost) (net of \$19 tax expense, \$7 tax expense and \$41 tax benefit, respectively)	60	21	(133)
Reclassification from accumulated other comprehensive loss to net income (net of \$0 tax benefit, \$0 tax benefit and \$2 tax benefit, respectively)	—	1	7
Net unrealized gains (losses) on foreign currency translation	(27)	13	(44)
Other comprehensive income related to equity method investees (net of \$0 tax expense, \$0 tax expense and \$0 tax expense, respectively)	1	1	1
Total other comprehensive income (loss), net of tax	37	68	(237)
COMPREHENSIVE INCOME	5,735	6,350	3,009
COMPREHENSIVE LOSS ATTRIBUTABLE TO NONCONTROLLING INTERESTS	1,238	1,025	920
COMPREHENSIVE INCOME ATTRIBUTABLE TO NEE	\$ 6,973	\$ 7,375	\$ 3,929

The accompanying Notes to Consolidated Financial Statements are an integral part of these statements.

NEXTERA ENERGY, INC.
CONSOLIDATED BALANCE SHEETS
(millions, except par value)

	December 31,	
	2024	2023
ASSETS		
Current assets:		
Cash and cash equivalents	\$ 1,487	\$ 2,690
Customer receivables, net of allowances of \$56 and \$52, respectively	3,336	3,609
Other receivables	1,180	944
Materials, supplies and fuel inventory	2,214	2,106
Regulatory assets	1,417	1,460
Derivatives	879	1,730
Contract assets	252	1,487
Other	1,186	1,335
Total current assets	11,951	18,611
Other assets:		
Property, plant and equipment — net (\$25,632 and \$26,900 related to VIEs, respectively)	138,852	25,776
Special use funds	9,800	8,698
Investment in equity method investees	6,118	6,156
Prepaid benefit costs	2,496	2,112
Regulatory assets	4,828	4,801
Derivatives	1,774	1,790
Goodwill	4,866	5,091
Other	9,459	7,704
Total other assets	178,193	162,128
TOTAL ASSETS	\$ 190,144	\$ 177,489
LIABILITIES, REDEEMABLE NONCONTROLLING INTERESTS AND EQUITY		
Current liabilities:		
Commercial paper	\$ 1,670	\$ 4,650
Other short-term debt	217	255
Current portion of long-term debt (\$25 and \$66 related to VIEs, respectively)	8,061	6,901
Accounts payable (\$631 and \$1,718 related to VIEs, respectively)	6,982	8,504
Customer deposits	694	638
Accrued interest and taxes	1,016	970
Derivatives	1,073	845
Accrued construction-related expenditures	2,346	1,861
Regulatory liabilities	279	340
Other	3,017	2,999
Total current liabilities	25,355	27,963
Other liabilities and deferred credits:		
Long-term debt (\$436 and \$1,374 related to VIEs, respectively)	72,385	61,405
Asset retirement obligations	3,671	3,403
Deferred income taxes	11,749	10,142
Regulatory liabilities	10,635	10,049
Derivatives	2,008	2,741
Other	3,480	2,762
Total other liabilities and deferred credits	103,928	90,502
TOTAL LIABILITIES	129,283	118,465
COMMITMENTS AND CONTINGENCIES		
REDEEMABLE NONCONTROLLING INTERESTS — VIEs	401	1,256
EQUITY		
Common stock (\$0.01 par value, authorized shares — 3,200; outstanding shares — 2,057 and 2,052, respectively)	21	21
Additional paid-in capital	17,260	17,365
Retained earnings	32,946	30,235
Accumulated other comprehensive loss	(126)	(153)
Total common shareholders' equity	50,101	47,468
Noncontrolling interests (\$10,206 and \$10,180 related to VIEs, respectively)	10,359	10,300
TOTAL EQUITY	60,460	57,768
TOTAL LIABILITIES, REDEEMABLE NONCONTROLLING INTERESTS AND EQUITY	\$ 190,144	\$ 177,489

The accompanying Notes to Consolidated Financial Statements are an integral part of these statements.

NEXTERA ENERGY, INC.
CONSOLIDATED STATEMENTS OF CASH FLOWS
(millions)

	Years Ended December 31,		
	2024	2023	2022
CASH FLOWS FROM OPERATING ACTIVITIES			
Net income	\$ 5,698	\$ 6,282	\$ 3,246
Adjustments to reconcile net income to net cash provided by operating activities:			
Depreciation and amortization	5,462	5,879	4,503
Nuclear fuel and other amortization	299	272	287
Unrealized losses (gains) on marked to market derivative contracts – net	(492)	(1,949)	1,378
Unrealized losses (gains) on equity securities held in NEER's nuclear decommissioning funds et	107	(159)	461
Foreign currency transaction losses (gains)	(85)	92	(104)
Deferred income taxes	1,308	708	534
Cost recovery clauses and franchise fees	1,016	1,104	(1,465)
Equity in losses (earnings) of equity method investees	246	648	(203)
Distributions of earnings from equity method investees	811	712	541
Gains on disposal of businesses, assets and investments – net	(515)	(530)	(602)
Recoverable storm-related costs	(676)	(399)	(811)
Other – net	135	34	85
Changes in operating assets and liabilities:			
Current assets	(382)	58	(1,340)
Noncurrent assets	(473)	(408)	(89)
Current liabilities	767	(1,109)	1,702
Noncurrent liabilities	248	66	139
Net cash provided by operating activities	13,260	11,301	8,262
CASH FLOWS FROM INVESTING ACTIVITIES			
Capital expenditures of FPL	(7,992)	(9,302)	(9,067)
Independent power and other investments of NEER	(16,215)	(15,565)	(9,541)
Nuclear fuel purchases	(399)	(185)	(223)
Other capital expenditures	(123)	(61)	(452)
Proceeds from the sale of Florida City Gas business	—	924	—
Sale of independent power and other investments of NEER	2,659	1,883	1,564
Proceeds from sale or maturity of securities in special use funds and other investments	5,445	4,875	3,857
Purchases of securities in special use funds and other investments	(5,623)	(5,926)	(4,586)
Other – net	(16)	(110)	89
Net cash used in investing activities	(22,264)	(23,467)	(18,359)
CASH FLOWS FROM FINANCING ACTIVITIES			
Issuances of long-term debt, including premiums and discounts	24,769	13,857	13,856
Retirement of long-term debt	(10,413)	(7,874)	(4,525)
Proceeds from differential membership investors	2,257	2,745	4,158
Payments to differential membership investors	(740)	(75)	(179)
Net change in commercial paper	(2,980)	2,941	327
Proceeds from other short-term debt	6,575	1,980	1,755
Repayments of other short-term debt	(6,613)	(2,613)	(1,125)
Cash swept from (repayments to) related parties – net	(1,371)	1,213	240
Issuances of common stock/equity units	48	4,514	1,514
Dividends on common stock	(4,235)	(3,782)	(3,352)
Other – net	(597)	(653)	(440)
Net cash provided by financing activities	7,000	12,149	12,229
Effects of currency translation on cash, cash equivalents and restricted cash	(14)	(4)	(7)
Net increase (decrease) in cash, cash equivalents and restricted cash	(2,018)	(21)	2,125
Cash, cash equivalents and restricted cash at beginning of year	3,420	3,441	1,316
Cash, cash equivalents and restricted cash at end of year	\$ 1,402	\$ 3,420	\$ 3,441
SUPPLEMENTAL DISCLOSURES OF CASH FLOW INFORMATION			
Cash paid for interest (net of amount capitalized)	\$ 2,737	\$ 2,463	\$ 1,375
Cash paid (received) for income taxes – net	\$ (760)	\$ 321	\$ (32)
SUPPLEMENTAL SCHEDULE OF NONCASH INVESTING AND FINANCING ACTIVITIES			
Accrued property additions	\$ 6,835	\$ 7,104	\$ 6,005
Decrease in property, plant and equipment – net and contract liabilities (2023 and 2022 activity, see Note 1)	\$ —	51	668
Right-of-use asset in exchange for finance lease liability	\$ 533	\$ 124	\$ 204

The accompanying Notes to Consolidated Financial Statements are an integral part of these statements.

NEXTERA ENERGY, INC.
CONSOLIDATED STATEMENTS OF EQUITY
(millions)

	Common Stock		Additional Paid-In Capital	Accumulated Other Comprehensive Income (Loss)	Retained Earnings	Total Common Shareholders' Equity	Non- controlling Interests	Total Equity	Redeemable Non- controlling Interests
	Shares	Aggregate Par Value							
Balances, December 31, 2021	1,963	\$ 20	\$ 11,271	\$ —	\$ 25,911	\$ 37,202	\$ 8,222	<u>\$ 45,424</u>	\$ 245
Net income (loss)	—	—	—	—	4,147	4,147	(909)		8
Issuances of common stock/equity units – net	22	—	1,446	—	—	1,446	—		—
Share-based payment activity	2	—	171	—	—	171	—		—
Dividends on common stock ^(a)	—	—	—	—	(3,352)	(3,352)	—		—
Other comprehensive loss	—	—	—	(218)	—	(218)	(19)		—
Premium on equity units	—	—	(127)	—	—	(127)	—		—
Other differential membership interests activity	—	—	(39)	—	—	(39)	3,131		859
Disposal of subsidiaries with noncontrolling interests ^(b)	—	—	—	—	—	—	(1,494)		—
Other – net	—	—	(2)	—	1	(1)	166		(2)
Balances, December 31, 2022	2,007	20	12,720	(218)	26,707	39,229	9,011	<u>\$ 48,326</u>	1,110
Net income (loss)	—	—	—	—	7,310	7,310	(1,049)		21
Issuances of common stock/equity units – net	61	1	4,513	—	—	4,514	—		—
Share-based payment activity	4	—	155	—	—	155	—		—
Dividends on common stock ^(a)	—	—	—	—	(3,782)	(3,782)	—		—
Other comprehensive income	—	—	—	65	—	65	3		—
Other differential membership interests activity	—	—	(21)	—	—	(21)	2,545		125
Disposal of subsidiaries with noncontrolling interests ^(b)	—	—	—	—	—	—	(165)		—
Other – net	—	—	(2)	—	—	(2)	(131)		—
Balances, December 31, 2023	2,052	21	17,365	(153)	30,235	47,468	10,300	<u>\$ 57,768</u>	1,256
Net income (loss)	—	—	—	—	6,946	6,946	(1,266)		18
Issuances of common stock/equity units – net	—	—	(70)	—	—	(70)	—		—
Share-based payment activity	5	—	255	—	—	255	—		—
Dividends on common stock ^(a)	—	—	—	—	(4,235)	(4,235)	—		—
Other comprehensive income	—	—	—	27	—	27	10		—
Premium on equity units	—	—	(226)	—	—	(226)	—		—
Other differential membership interests activity	—	—	(10)	—	—	(10)	2,380		(873)
Disposal of subsidiaries with noncontrolling interests ^(b)	—	—	—	—	—	—	(846)		—
Other – net	—	—	(54)	—	—	(54)	(219)		—
Balances, December 31, 2024	<u>2,057</u>	<u>\$ 21</u>	<u>\$ 17,260</u>	<u>\$ (126)</u>	<u>\$ 32,946</u>	<u>\$ 50,101</u>	<u>\$ 10,359</u>	<u>\$ 60,460</u>	<u>\$ 401</u>

(a) Dividends per share were \$2.06, \$1.87 and \$1.70 for the years ended December 31, 2024, 2023 and 2022, respectively.

(b) See Note 1 – Disposal of Businesses/Assets.

The accompanying Notes to Consolidated Financial Statements are an integral part of these statements.

FLORIDA POWER & LIGHT COMPANY
CONSOLIDATED STATEMENTS OF INCOME
(millions)

	Years Ended December 31,		
	2024	2023	2022
OPERATING REVENUES	\$ 17,019	\$ 18,365	\$ 17,282
OPERATING EXPENSES			
Fuel, purchased power and interchange	4,188	4,761	5,688
Other operations and maintenance	1,609	1,666	1,857
Depreciation and amortization	2,827	3,789	2,695
Taxes other than income taxes and other – net	1,904	1,959	1,752
Total operating expenses – net	10,528	12,175	11,992
GAINS ON DISPOSAL OF BUSINESSES/ASSETS – NET	1	407	4
OPERATING INCOME	6,492	6,597	5,294
OTHER INCOME (DEDUCTIONS)			
Interest expense	(1,178)	(1,114)	(768)
Allowance for equity funds used during construction	189	155	105
Other – net	10	37	17
Total other deductions – net	(979)	(922)	(646)
INCOME BEFORE INCOME TAXES	5,513	5,675	4,648
INCOME TAXES	970	1,123	947
NET INCOME ^(a)	\$ 4,543	\$ 4,552	\$ 3,701

(a) FPL's comprehensive income is the same as reported net income.

The accompanying Notes to Consolidated Financial Statements are an integral part of these statements.

**FLORIDA POWER & LIGHT COMPANY
CONSOLIDATED BALANCE SHEETS
(millions, except share amount)**

	December 31,	
	2024	2023
ASSETS		
Current assets:		
Cash and cash equivalents	\$ 32	\$ 57
Customer receivables, net of allowances of \$9 and \$8, respectively	1,400	1,706
Other receivables	380	319
Materials, supplies and fuel inventory	1,309	1,339
Regulatory assets	1,405	1,431
Other	257	144
Total current assets	4,783	4,996
Other assets:		
Electric utility plant and other property – net	76,166	70,608
Special use funds	6,875	6,050
Prepaid benefit costs	1,954	1,853
Regulatory assets	4,464	4,343
Goodwill	2,965	2,965
Other	934	654
Total other assets	93,358	86,473
TOTAL ASSETS	\$ 98,141	\$ 91,469
LIABILITIES AND EQUITY		
Current liabilities:		
Commercial paper	\$ 1,43	\$ 2,374
Other short-term debt	—	255
Current portion of long-term debt	1,719	1,665
Accounts payable	996	977
Customer deposits	669	610
Accrued interest and taxes	443	661
Accrued construction-related expenditures	860	486
Regulatory liabilities	273	335
Other	1,105	713
Total current liabilities	7,495	8,076
Other liabilities and deferred credits:		
Long-term debt	25,026	23,609
Asset retirement obligations	2,276	2,143
Deferred income taxes	9,438	8,542
Regulatory liabilities	10,465	9,893
Other	365	371
Total other liabilities and deferred credits	47,570	44,558
TOTAL LIABILITIES	55,065	52,634
COMMITMENTS AND CONTINGENCIES		
EQUITY		
Common stock (no par value, 1,000 shares authorized, issued and outstanding)	1,373	1,373
Additional paid-in capital	26,868	23,470
Retained earnings	14,835	13,992
TOTAL EQUITY	43,076	38,835
TOTAL LIABILITIES AND EQUITY	\$ 98,141	\$ 91,469

The accompanying Notes to Consolidated Financial Statements are an integral part of these statements.

FLORIDA POWER & LIGHT COMPANY
CONSOLIDATED STATEMENTS OF CASH FLOWS
(millions)

	Years Ended December 31,		
	2024	2023	2022
CASH FLOWS FROM OPERATING ACTIVITIES			
Net income	\$ 4,543	\$ 4,552	\$ 3,701
Adjustments to reconcile net income to net cash provided by operating activities:			
Depreciation and amortization	2,827	3,789	2,695
Nuclear fuel and other amortization	172	158	177
Deferred income taxes	602	(161)	942
Cost recovery clauses and franchise fees	1,016	1,104	(1,465)
Gains on disposal of businesses/assets – net	(1)	(407)	(4)
Recoverable storm-related costs	(676)	(399)	(811)
Other – net	(14)	(27)	20
Changes in operating assets and liabilities:			
Current assets	262	(200)	(534)
Noncurrent assets	(167)	(185)	(73)
Current liabilities	(23)	60	175
Noncurrent liabilities	(35)	12	71
Net cash provided by operating activities	8,506	8,296	4,894
CASH FLOWS FROM INVESTING ACTIVITIES			
Capital expenditures	(7,992)	(9,302)	(9,067)
Nuclear fuel purchases	(222)	(98)	(118)
Proceeds from the sale of Florida City Gas business	—	924	—
Proceeds from sale or maturity of securities in special use funds	3,628	3,730	2,437
Purchases of securities in special use funds	(3,801)	(3,754)	(2,607)
Other – net	3	(15)	(3)
Net cash used in investing activities	(8,384)	(8,515)	(9,358)
CASH FLOWS FROM FINANCING ACTIVITIES			
Issuances of long-term debt, including premiums and discounts	3,205	5,678	2,942
Retirements of long-term debt	(1,721)	(1,548)	(441)
Net change in commercial paper	(944)	665	327
Proceeds from other short-term debt	—	55	—
Repayments of other short-term debt	(255)	—	—
Capital contributions from NEE	3,400	—	3,625
Dividends to NEE	(3,700)	(4,545)	(2,000)
Other – net	(46)	(72)	(39)
Net cash provided by (used in) financing activities	(61)	233	4,414
Net increase (decrease) in cash, cash equivalents and restricted cash	61	14	(50)
Cash, cash equivalents and restricted cash at beginning of year	72	58	108
Cash, cash equivalents and restricted cash at end of year	\$ 133	\$ 72	\$ 58
SUPPLEMENTAL DISCLOSURES OF CASH FLOW INFORMATION			
Cash paid for interest (net of amount capitalized)	\$ 1,143	\$ 1,034	\$ 707
Cash paid for income taxes – net	\$ 640	\$ 981	\$ 22
SUPPLEMENTAL SCHEDULE OF NONCASH INVESTING AND FINANCING ACTIVITIES			
Accrued property additions	\$ 1,169	\$ 958	\$ 1,024

The accompanying Notes to Consolidated Financial Statements are an integral part of these statements.

FLORIDA POWER & LIGHT COMPANY
CONSOLIDATED STATEMENTS OF COMMON SHAREHOLDER'S EQUITY
(millions)

	Common Stock	Additional Paid-In Capital	Retained Earnings	Common Shareholder's Equity
Balances, December 31, 2021	\$ 1,373	\$ 19,933	\$ 12,289	\$ 33,594
Net income	—	—	3,701	
Capital contributions from NEE	—	3,625	—	
Dividends to NEE	—	—	(2,000)	
Balances, December 31, 2022	1,373	23,561	13,986	\$ 38,920
Net income	—	—	4,552	
Dividends to NEE	—	—	(4,545)	
Distribution of a subsidiary to NEE	—	(90)	—	
Other	—	(1)	(1)	
Balances, December 31, 2023	1,373	23,470	13,992	\$ 38,835
Net income	—	—	4,543	
Capital contributions from NEE	—	3,400	—	
Dividends to NEE	—	—	(3,700)	
Other	—	(2)	—	
Balances, December 31, 2024	\$ 1,373	\$ 26,868	\$ 14,835	\$ 43,076

The accompanying Notes to Consolidated Financial Statements are an integral part of these statements.

NEXTERA ENERGY, INC. AND FLORIDA POWER & LIGHT COMPANY
NOTES TO CONSOLIDATED FINANCIAL STATEMENTS
Years Ended December 31, 2024, 2023 and 2022

1. Summary of Significant Accounting and Reporting Policies

Basis of Presentation – The operations of NextEra Energy, Inc. (NEE) are conducted primarily through Florida Power & Light Company (FPL), a wholly owned subsidiary, and NextEra Energy Resources, LLC (NextEra Energy Resources) and NextEra Energy Transmission, LLC (NEET) (collectively, NEER), wholly owned indirect subsidiaries that are combined for segment reporting purposes.

FPL's principal business is a rate-regulated electric utility which supplies electric service to more than six million customer accounts throughout most of the east and lower west coasts of Florida and eight counties throughout northwest Florida. NEER invests in independent power projects through both controlled and consolidated entities and noncontrolling ownership interests in joint ventures. NEER participates in natural gas, natural gas liquids and oil production primarily through operating and non-operating ownership interests and in pipeline infrastructure through noncontrolling or joint venture interests. NEER also invests in rate-regulated transmission facilities and transmission lines that connect its electric generation facilities to the electric grid through controlled and consolidated entities and a noncontrolling ownership interest.

The consolidated financial statements of NEE and FPL include the accounts of their respective controlled subsidiaries. They also include NEE's and FPL's share of the undivided interest in certain assets, liabilities, revenues and expenses. Amounts representing NEE's interest in entities it does not control, but over which it exercises significant influence, are included in investment in equity method investees; the earnings/losses of these entities is included in equity in earnings (losses) of equity method investees. Intercompany balances and transactions have been eliminated in consolidation. Certain amounts included in prior years' consolidated financial statements have been reclassified to conform to the current year's presentation. The preparation of financial statements requires the use of estimates and assumptions that affect the reported amounts of assets, liabilities, revenues and expenses and the disclosure of contingent assets and liabilities. Actual results could differ from those estimates.

Operating Revenues – FPL and NEER generate substantially all of NEE's operating revenues, which primarily include revenues from contracts with customers as further discussed in Note 2, as well as, at NEER, derivative and lease transactions. FPL's operating revenues include amounts resulting from base rates, cost recovery clauses (see Rate Regulation below), franchise fees, gross receipts taxes and surcharges related to storms (see Storm Funds, Storm Reserves and Storm Cost Recovery below). Franchise fees and gross receipts taxes are imposed on FPL; however, the Florida Public Service Commission (FPSC) allows FPL to include in the amounts charged to customers the amount of the gross receipts tax for all customers and the franchise fee for those customers located in the jurisdiction that imposes the amount. Accordingly, FPL's franchise fees and gross receipts taxes are reported gross in operating revenues and taxes other than income taxes and other in NEE's and FPL's consolidated statements of income and were approximately \$1,053 million, \$1,139 million and \$1,035 million in 2024, 2023 and 2022, respectively. FPL also collects municipal utility taxes which are reported gross in customer receivables and accounts payable on NEE's and FPL's consolidated balance sheets. Certain NEER commodity contracts for the purchase and sale of power that meet the definition of a derivative are recorded at fair value with subsequent changes in fair value recognized as revenue. See Energy Trading below and Note 3.

Rate Regulation – FPL, the most significant of NEE's rate-regulated subsidiaries, is subject to rate regulation by the FPSC and the Federal Energy Regulatory Commission (FERC). Its rates are designed to recover the cost of providing service to its customers including a reasonable rate of return on invested capital. As a result of this cost-based regulation, FPL follows the accounting guidance that allows regulators to create assets and impose liabilities that would not be recorded by non-rate regulated entities. Regulatory assets and liabilities represent probable future revenues that will be recovered from or refunded to customers through the ratemaking process.

NEXTERA ENERGY, INC. AND FLORIDA POWER & LIGHT COMPANY
NOTES TO CONSOLIDATED FINANCIAL STATEMENTS (Continued)

NEE's and FPL's regulatory assets and liabilities are as follows:

	NEE		FPL	
	December 31,		December 31,	
	2024	2023	2024	2023
	(millions)			
Regulatory assets:				
Current:				
Early retirement of generation facilities and transmission assets ^(a)	\$ 162	\$ 160	\$ 162	\$ 160
Deferred clause and franchise expenses ^(b)	98	1,014	98	1,014
Storm restoration costs	1,019 ^(c)	95	1,019 ^(c)	95
Other	138	251	126	222
Total	<u>\$ 1,417</u>	<u>\$ 1,460</u>	<u>\$ 1,405</u>	<u>\$ 1,431</u>
Noncurrent:				
Early retirement of generation facilities and transmission assets ^(a)	\$ 2,037	\$ 2,166	\$ 2,037	\$ 2,166
Accrued asset removal costs ^(d)	1,398	1,021	1,373	1,021
Other	1,393	1,614	1,054	1,156
Total	<u>\$ 4,828</u>	<u>\$ 4,801</u>	<u>\$ 4,464</u>	<u>\$ 4,343</u>
Regulatory liabilities:				
Current:				
Deferred clause revenues	\$ 224	\$ 330	\$ 224	\$ 330
Other	55	10	49	5
Total	<u>\$ 279</u>	<u>\$ 340</u>	<u>\$ 273</u>	<u>\$ 335</u>
Noncurrent:				
Asset retirement obligation regulatory expense difference	\$ 4,809	\$ 4,066	\$ 4,809	\$ 4,066
Accrued asset removal costs ^(d)	745	701	698	660
Deferred taxes	3,594	3,890	3,491	3,786
Other	1,487	1,392	1,467	1,381
Total	<u>\$ 10,635</u>	<u>\$ 10,049</u>	<u>\$ 10,465</u>	<u>\$ 9,893</u>

(a) The majority of these regulatory assets are being amortized over 20 years.

(b) The majority of these regulatory assets are being amortized over a 21-month period that began April 2023.

(c) The majority of these regulatory assets are being amortized over a 12-month period that began in January 2025. See Storm Funds, Storm Reserves and Storm Cost Recovery below.

(d) See Electric Plant, Depreciation and Amortization below.

Cost recovery clauses, which are designed to permit full recovery of certain costs and provide a return on certain assets allowed to be recovered through various clauses, include substantially all fuel, purchased power and interchange expense, costs associated with an FPSC-approved transmission and distribution storm protection plan, certain costs associated with the acquisition and retirement of several electric generation facilities, certain construction-related costs for certain of FPL's solar generation facilities, and conservation and certain environmental-related costs. Revenues from cost recovery clauses are recorded when billed; FPL achieves matching of costs and related revenues by deferring the net under-recovery or over-recovery. Any under-recovered costs or over-recovered revenues are collected from or returned to customers in subsequent periods.

If FPL were no longer subject to cost-based rate regulation, the existing regulatory assets and liabilities would be written off unless regulators specify an alternative means of recovery or refund. In addition, the FPSC has the authority to disallow recovery of costs that it considers excessive or imprudently incurred. The continued applicability of regulatory accounting is assessed at each reporting period. Regulatory assets and liabilities are discussed within various subsections below.

Base Rates Effective January 2022 through December 2025 – In December 2021, the FPSC issued a final order approving a stipulation and settlement between FPL and several intervenors in FPL's base rate proceeding (2021 rate agreement).

Key elements of the 2021 rate agreement, which is effective from January 2022 through December 2025, include, among other things, the following:

- New retail base rates and charges were established resulting in the following increases in annualized retail base revenues:
 - \$692 million beginning January 1, 2022, and
 - \$560 million beginning January 1, 2023.

**NEXTERA ENERGY, INC. AND FLORIDA POWER & LIGHT COMPANY
NOTES TO CONSOLIDATED FINANCIAL STATEMENTS (Continued)**

- In addition, FPL received base rate increases associated with the addition of up to 894 megawatts (MW) annually of new solar generation (through a Solar Base Rate Adjustment (SoBRA) mechanism) in each of 2024 and 2025. FPL's recovery through the SoBRA mechanism was limited to an installed cost cap of \$1,250 per kilowatt.
- FPL's authorized regulatory return on common equity (ROE) was 10.60%, with a range of 9.70% to 11.70%. However, in the event the average 30-year U.S. Treasury rate was 2.49% or greater over a consecutive six-month period, FPL was authorized to increase the regulatory ROE to 10.80% with a range of 9.80% to 11.80%. During August 2022, this provision was triggered and effective September 1, 2022, FPL's authorized regulatory ROE and ROE range were increased. If FPL's earned regulatory ROE falls below 9.80%, FPL may seek retail base rate relief. If the earned regulatory ROE rises above 11.80%, any party with standing may seek a review of FPL's retail base rates.
- Subject to certain conditions, FPL may amortize, over the term of the 2021 rate agreement, up to \$1.45 billion of depreciation reserve surplus, provided that in any year of the 2021 rate agreement FPL must amortize at least enough reserve amount to maintain its minimum authorized regulatory ROE and also may not amortize any reserve amount that would result in an earned regulatory ROE in excess of its maximum authorized regulatory ROE.
- FPL is authorized to expand SolarTogether[®], a voluntary community solar program that gives FPL electric customers an opportunity to participate directly in the expansion of solar energy where participants pay a fixed monthly subscription charge and receive credits on their related monthly customer bill, by constructing an additional 1,788 MW of solar generation from 2022 through 2025, such that the total capacity of SolarTogether[®] would be 3,278 MW.
- Future storm restoration costs would be recoverable on an interim basis beginning 60 days from the filing of a cost recovery petition, but capped at an amount that produces a surcharge of no more than \$4 for every 1,000 kilowatt-hour (kWh) of usage on residential bills during the first 12 months of cost recovery. Any additional costs would be eligible for recovery in subsequent years. If storm restoration costs exceed \$800 million in any given calendar year, FPL may request an increase to the \$4 surcharge. See Storm Funds, Storm Reserves and Storm Cost Recovery below.
- If federal or state permanent corporate income tax changes become effective during the term of the 2021 rate agreement, FPL will prospectively adjust base rates after a review by the FPSC.

In March 2024, the FPSC issued a supplemental final order regarding FPL's 2021 rate agreement. The order affirmed the FPSC's prior approval of the 2021 rate agreement and is intended to further document, as requested by the Florida Supreme Court, how the evidence presented led to and supports the FPSC's decision to approve FPL's 2021 rate agreement. In April 2024, Florida Rising, Inc., Environmental Confederation of Southwest Florida, Inc. and League of United Latin American Citizens of Florida (collectively, the appellants) submitted a notice of appeal to the Florida Supreme Court regarding the FPSC's supplemental final order. The Florida Supreme Court issued an order granting FPL's motion to expedite the schedule. Oral arguments were held in October 2024, and the appeal remains pending.

FPL 2025 Base Rate Proceeding – On December 30, 2024, FPL filed a formal notification with the FPSC indicating its intent to initiate a base rate proceeding by submitting a four-year rate plan that would begin in January 2026 replacing the 2021 rate agreement. The notification states that, based on preliminary estimates, FPL expects to request a general base revenue requirement increase of approximately \$1.55 billion effective January 2026 and a subsequent increase of approximately \$930 million effective January 2027. The plan is also expected to request authority for a Solar and Battery Base Rate Adjustment mechanism to recover, subject to FPSC review, the revenue requirements associated with building and operating additional solar and battery storage projects in 2028 and 2029. In addition, FPL expects to propose an allowed regulatory ROE midpoint of 11.90% and to incorporate the continued application of FPL's longstanding equity ratio approved in prior base rate cases. FPL expects to file its formal request to initiate a base rate proceeding on or around February 28, 2025.

Electric Plant, Depreciation and Amortization – The cost of additions to units of property of FPL and NEER is added to electric plant in service and other property. In accordance with regulatory accounting, the cost of FPL's and NEER's rate-regulated transmission businesses' units of utility property retired, less estimated net salvage value, is charged to accumulated depreciation. Maintenance and repairs of property as well as replacements and renewals of items determined to be less than units of utility property are charged to other operations and maintenance (O&M) expenses. The American Recovery and Reinvestment Act of 2009, as amended, provided for an option to elect a cash grant (convertible investment tax credits (ITCs)) for certain renewable energy property (renewable property). Convertible ITCs are recorded as a reduction in property, plant and equipment on NEE's and FPL's consolidated balance sheets and are amortized as a reduction to depreciation and amortization expense over the estimated life of the related property. At December 31, 2024 and 2023, convertible ITCs, net of amortization, were approximately \$607 million (\$100 million at FPL) and \$633 million (\$106 million at FPL).

Depreciation of FPL's electric property is provided on a straight-line basis, primarily over its average remaining useful life. FPL includes in depreciation expense a provision for electric generation plant dismantlement, interim asset removal costs, accretion related to asset retirement obligations (see Decommissioning of Nuclear Plants, Dismantlement of Plants and Other Accrued Asset Removal Costs below) and storm recovery amortization. For substantially all of FPL's property, depreciation studies are performed periodically and filed with the FPSC which result in updated depreciation rates. Reserve amortization is recorded as either an increase or decrease to accrued asset removal costs which is reflected in noncurrent regulatory assets on NEE's and FPL's consolidated balance sheets. FPL files a twelve-month forecast with the FPSC each year which contains a regulatory ROE intended to be earned based on the best information FPL has at that time assuming normal weather. This forecast establishes a targeted regulatory ROE. In order to earn the targeted regulatory ROE in each reporting period subject to the conditions of the

**NEXTERA ENERGY, INC. AND FLORIDA POWER & LIGHT COMPANY
NOTES TO CONSOLIDATED FINANCIAL STATEMENTS (Continued)**

effective rate agreement, reserve amortization is calculated using a trailing thirteen-month average of retail rate base and capital structure in conjunction with the trailing twelve months regulatory retail base net operating income, which primarily includes the retail base portion of base and other revenues, net of O&M, depreciation and amortization, interest and tax expenses. In general, the net impact of these income statement line items is adjusted, in part, by reserve amortization or its reversal to earn the targeted regulatory ROE. See Rate Regulation – Base Rates Effective January 2022 through December 2025 above.

NEER's electric plant in service and other property less salvage value, if any, are depreciated primarily using the straight-line method over their estimated useful lives. NEER reviews the estimated useful lives of its fixed assets on an ongoing basis. NEER's natural gas and oil production assets are accounted for under the successful efforts method. Depletion expenses for the acquisition of reserve rights and development costs are recognized using the unit of production method. Depreciation of NEER's rate-regulated transmission assets are provided on a straight-line basis, primarily over their average remaining useful life. NEER includes in depreciation expense a provision for dismantlement, interim asset removal costs and accretion related to asset retirement obligations. For substantially all of NEER's rate-regulated transmission assets, depreciation studies are performed periodically and filed with FERC which result in updated depreciation rates.

Nuclear Fuel – FPL and NEER have several contracts for the supply of uranium and the conversion, enrichment and fabrication of nuclear fuel. See Note 15 – Contracts. FPL's and NEER's nuclear fuel costs are charged to fuel expense on a unit of production method.

Construction Activity – Allowance for funds used during construction (AFUDC) is a noncash item which represents the allowed cost of capital, including an ROE, used to finance construction projects. FPL records the portion of AFUDC attributable to borrowed funds as a reduction of interest expense and the remainder as other income. FPSC rules limit the recording of AFUDC to projects that have an estimated cost in excess of 0.4% of a utility's plant in service balance and require more than one year to complete. FPSC rules allow construction projects below the applicable threshold as a component of rate base.

FPL's construction work in progress includes construction materials, progress payments on major equipment contracts, engineering costs, AFUDC and other costs directly associated with the construction of various projects. Upon completion of the projects, these costs are transferred to electric utility plant in service and other property. Capitalized costs associated with construction activities are charged to O&M expenses when recoverability is no longer probable.

NEER capitalizes project development costs once it is probable that such costs will be realized through the ultimate construction of the related asset or sale of development rights. At December 31, 2024 and 2023, NEER's capitalized development costs totaled approximately \$1.6 billion and \$1.5 billion, respectively, which are included in noncurrent other assets on NEE's consolidated balance sheets. These costs include land rights and other third-party costs directly associated with the development of a new project. Upon commencement of construction, these costs either are transferred to construction work in progress or remain in other assets, depending upon the nature of the cost. Capitalized development costs are charged to O&M expenses when it is probable that these costs will not be realized.

NEER's construction work in progress includes construction materials, progress payments on major equipment contracts, third-party engineering costs, capitalized interest and other costs directly associated with the construction and development of various projects. Interest expense allocated from NextEra Energy Capital Holdings, Inc. (NEECH) to NextEra Energy Resources is based on a deemed capital structure of 70% debt and differential membership interests sold by NextEra Energy Resources' subsidiaries. Upon commencement of project operation, costs associated with construction work in progress are transferred to electric plant in service and other property.

Asset Retirement Obligations – NEE and FPL each account for asset retirement obligations and conditional asset retirement obligations (collectively, AROs) under accounting guidance that requires a liability for the fair value of an ARO to be recognized in the period in which it is incurred if it can be reasonably estimated, with the offsetting associated asset retirement costs capitalized as part of the carrying amount of the long-lived assets. NEE's AROs relate primarily to decommissioning obligations of FPL's and NEER's nuclear units and to obligations for the dismantlement of certain of NEER's wind and solar facilities. See Decommissioning of Nuclear Plants, Dismantlement of Plants and Other Accrued Asset Removal Costs below and Note 11.

For NEE's rate-regulated operations, including FPL, the asset retirement cost is allocated to a regulatory liability or regulatory asset using a systematic and rational method over the asset's estimated useful life. Changes in the ARO resulting from the passage of time are recognized as an increase in the carrying amount of the ARO and a decrease in the regulatory liability or regulatory asset. Changes resulting from revisions to the timing or amount of the original estimate of cash flows are recognized as an increase or a decrease in the ARO and asset retirement cost, or regulatory liability when asset retirement cost is depleted.

For NEE's non-rate regulated operations, the asset retirement cost is allocated to expense using a systematic and rational method over the asset's estimated useful life. Changes in the ARO resulting from the passage of time are recognized as an increase in the carrying amount of the liability and as accretion expense, which is included in depreciation and amortization expense in NEE's consolidated statements of income. Changes resulting from revisions to the timing or amount of the original

NEXTERA ENERGY, INC. AND FLORIDA POWER & LIGHT COMPANY
NOTES TO CONSOLIDATED FINANCIAL STATEMENTS (Continued)

estimate of cash flows are recognized as an increase or a decrease in the ARO and asset retirement cost, or income when asset retirement cost is depleted.

Decommissioning of Nuclear Plants, Dismantlement of Plants and Other Accrued Asset Removal Costs – For ratemaking purposes, FPL accrues for the cost of end of life retirement and disposal of its nuclear and other generation plants over the expected service life of each unit based on nuclear decommissioning and other generation dismantlement studies periodically filed with the FPSC. In addition, FPL accrues for interim removal costs over the life of the related assets based on depreciation studies approved by the FPSC. As approved by the FPSC, FPL previously suspended its annual nuclear decommissioning accrual. Any differences between expense recognized for financial reporting purposes and the amount recovered through rates are reported as a regulatory asset or liability in accordance with regulatory accounting. See Rate Regulation, Electric Plant, Depreciation and Amortization, and Asset Retirement Obligations above and Note 11.

Nuclear decommissioning studies are performed at least every five years and are filed with the FPSC for approval. FPL filed updated nuclear decommissioning studies with the FPSC in December 2020. These studies reflect, among other things, the expiration dates of the operating licenses for FPL's nuclear units at the time of the studies. The 2020 studies provide for the dismantlement of Turkey Point Units Nos. 3 and 4 following the end of plant operation with decommissioning activities commencing in 2052 and 2053, respectively; however, in 2022, the U.S. Nuclear Regulatory Commission (NRC) amended Turkey Point Units Nos. 3 and 4 license renewals by removing the 20 additional years of operation reflected in the studies. FPL filed a site-specific environmental impact statement with the NRC related to the previously approved 20-year renewal application for both Turkey Point operating licenses. Approval of the additional 20 years occurred in September 2024. The studies filed in 2020 also provide for St. Lucie Unit No. 1 to be mothballed beginning in 2036 with decommissioning activities to be integrated with the dismantlement of St. Lucie Unit No. 2 in 2043. These studies also assume that FPL will be storing spent fuel on site pending removal to a United States (U.S.) government facility. FPL's portion of the ultimate costs of decommissioning its four nuclear units, including costs associated with spent fuel storage above what is expected to be refunded by the U.S. Department of Energy (DOE) under a spent fuel settlement agreement, is estimated to be approximately \$9.6 billion, or \$2.5 billion expressed in 2024 dollars. The ultimate costs of decommissioning reflect the applications submitted to the NRC for the extension of St. Lucie Units Nos. 1 and 2 licenses for an additional 20 years.

Restricted funds for the payment of future expenditures to decommission FPL's nuclear units are included in nuclear decommissioning reserve funds, which are included in special use funds on NEE's and FPL's consolidated balance sheets. Marketable securities held in the decommissioning funds are primarily carried at fair value. See Note 4. Fund earnings, consisting of dividends, interest and realized gains and losses, net of taxes, are reinvested in the funds. Fund earnings, as well as any changes in unrealized gains and losses and estimated credit losses on debt securities, are not recognized in income and are reflected as a corresponding offset in the related regulatory asset or liability accounts. FPL does not currently make contributions to the decommissioning funds, other than the reinvestment of fund earnings. During 2024, 2023 and 2022 fund earnings on decommissioning funds were approximately \$238 million, \$144 million and \$58 million, respectively. The tax effects of amounts not yet recognized for tax purposes are included in deferred income taxes.

Other generation plant dismantlement studies are performed periodically and are submitted to the FPSC for approval. As part of the 2021 rate agreement, the FPSC approved an annual expense of \$48 million based on FPL's dismantlement studies which became effective January 1, 2022. At December 31, 2024, FPL's portion of the ultimate cost to dismantle its other generation units is approximately \$2.5 billion, or \$1.2 billion expressed in 2024 dollars.

NEER's AROs primarily include nuclear decommissioning liabilities for Seabrook Station (Seabrook), Duane Arnold Energy Center (Duane Arnold) and Point Beach Nuclear Power Plant (Point Beach) and dismantlement liabilities for its wind and solar facilities. The liabilities are being accreted using the interest method through the date decommissioning or dismantlement activities are expected to be complete. See Note 11. At December 31, 2024 and 2023, NEER's ARO was approximately \$1.4 billion and \$1.3 billion, respectively, and was determined using various internal and external data and applying a probability percentage to a variety of scenarios regarding the life of the plant and timing of decommissioning or dismantlement. NEER's portion of the ultimate cost of decommissioning its nuclear plants, including costs associated with spent fuel storage above what is expected to be refunded by the DOE under a spent fuel settlement agreement, is estimated to be approximately \$9.8 billion, or \$2.2 billion expressed in 2024 dollars. The ultimate cost to dismantle NEER's wind and solar facilities is estimated to be approximately \$3.6 billion.

Seabrook files a comprehensive nuclear decommissioning study with the New Hampshire Nuclear Decommissioning Financing Committee (NDFC) every four years; the most recent study was filed in 2023. Seabrook's decommissioning funding plan is also subject to annual review by the NDFC. Currently, there are no ongoing decommissioning funding requirements for Seabrook, Duane Arnold and Point Beach, however, the NRC, and in the case of Seabrook, the NDFC, has the authority to require additional funding in the future. NEER's portion of Seabrook's, Duane Arnold's and Point Beach's restricted funds for the payment of future expenditures to decommission these plants is included in nuclear decommissioning reserve funds, which are included in special use funds on NEE's consolidated balance sheets. Marketable securities held in the decommissioning funds are primarily carried at fair value. See Note 4. Market adjustments for debt securities result in a corresponding adjustment to other comprehensive income (OCI), except for estimated credit losses and unrealized losses on debt securities intended or

NEXTERA ENERGY, INC. AND FLORIDA POWER & LIGHT COMPANY
NOTES TO CONSOLIDATED FINANCIAL STATEMENTS (Continued)

required to be sold prior to recovery of the amortized cost basis, which are recognized in other – net in NEE's consolidated statements of income. Market adjustments for equity securities are recorded in change in unrealized gains (losses) on equity securities held in NEER's nuclear decommissioning funds – net in NEE's consolidated statements of income. Fund earnings, consisting of dividends, interest and realized gains and losses are recognized in income and are reinvested in the funds. The tax effects of amounts not yet recognized for tax purposes are included in deferred income taxes.

Major Maintenance Costs – FPL expenses costs associated with planned maintenance for its non-nuclear electric generation plants as incurred. FPL recognizes costs associated with planned major nuclear maintenance in accordance with regulatory treatment. FPL defers nuclear maintenance costs for each nuclear unit's planned outage to a regulatory asset as the costs are incurred. FPL amortizes the costs to O&M expense using the straight-line method over the period from the end of the current outage to the next planned outage where the respective work scope is performed.

NEER uses the deferral method to account for certain planned major maintenance costs. NEER's major maintenance costs for its nuclear generation units, combustion turbines and battery storage are capitalized (included in noncurrent other assets on NEE's consolidated balance sheets) and amortized to O&M expense using the straight-line method over the period from the end of the current outage to the next planned outage where the respective work scope is performed.

Cash Equivalents – Cash equivalents consist of short-term, highly liquid investments with original maturities of generally three months or less.

Restricted Cash – At December 31, 2024 and 2023, NEE had approximately \$159 million (\$101 million for FPL) and \$730 million (\$15 million for FPL), respectively, of restricted cash, which, at December 31, 2024, was offset by \$244 million of cash received on exchange-traded derivative positions resulting in a balance of \$(85) million. Restricted cash accounts are included in current other assets on NEE's and FPL's consolidated balance sheets and primarily relate to debt service payments and margin cash collateral requirements (funding) at NEER and bond proceeds held for construction at FPL. In addition, where offsetting positions exist, restricted cash related to margin cash collateral of \$279 million is netted against derivative assets at December 31, 2024 and \$194 million is netted against derivative assets and \$815 million is netted against derivative liabilities at December 31, 2023. See Note 3.

Allowance for Doubtful Accounts and Credit Losses – NEE, including FPL, follows the current expected credit loss model to account for credit losses for financial assets measured at amortized cost, which includes customer accounts receivable. FPL maintains an accumulated provision for uncollectible customer accounts receivable that is estimated using a percentage derived from historical revenue and write-off trends, adjusted for current events and forecasts. NEER regularly reviews collectibility of its receivables and establishes a provision for losses estimated as a percentage of accounts receivable based on the historical bad debt write-off trends, adjusted for current events and forecasts. When necessary, NEER uses the specific identification method for all other receivables. NEE's credit department monitors current and forward credit exposure to counterparties and their affiliates using established standards and credit quality indicators such as credit ratings, certain financial ratios and delinquency trends. NEE requires credit enhancements or secured payment terms from customers who do not meet the minimum criteria.

For the years ended December 31, 2024, 2023 and 2022, NEE recorded approximately \$52 million, \$77 million and \$113 million, respectively, of bad debt expense, including credit losses, which are included in O&M expenses in NEE's consolidated statements of income.

Inventory – FPL values materials, supplies and fuel inventory using a weighted-average cost method. NEER's materials, supplies and fuel inventories, which include emissions allowances and renewable energy credits, are carried at the lower of weighted-average cost and net realizable value, unless evidence indicates that the weighted-average cost will be recovered with a normal profit upon sale in the ordinary course of business.

Energy Trading – NEE provides full energy and capacity requirements services primarily to distribution utilities, which include load-following services and various ancillary services, in certain markets and engages in power and fuel marketing and trading activities to optimize the value of electricity and fuel contracts, generation facilities and natural gas and oil production assets, as well as to take advantage of projected favorable commodity price movements. Trading contracts that meet the definition of a derivative are accounted for at fair value and realized gains and losses from all trading contracts, including those where physical delivery is required, are recorded net for all periods presented. See Note 3.

Storm Funds, Storm Reserves and Storm Cost Recovery – The storm funds provide coverage toward FPL's storm damage costs. Marketable securities held in the storm funds are carried at fair value. See Note 4. Fund earnings, consisting of dividends, interest and realized gains and losses, net of taxes, are reinvested in the funds. Fund earnings, as well as any changes in unrealized gains and losses, are not recognized in income and are reflected as a corresponding adjustment to the storm reserve. The tax effects of amounts not yet recognized for tax purposes are included in deferred income taxes. The storm funds are included in special use funds and the storm reserves in noncurrent regulatory liabilities or, in the case of a deficit, in regulatory assets on NEE's and FPL's consolidated balance sheets.

NEXTERA ENERGY, INC. AND FLORIDA POWER & LIGHT COMPANY
NOTES TO CONSOLIDATED FINANCIAL STATEMENTS (Continued)

In December 2024, the FPSC approved FPL's request to begin a surcharge to recover eligible storm costs and replenish the storm reserve totaling approximately \$1.2 billion, related to Hurricanes Debby, Helene and Milton which impacted FPL's service area in 2024. The amount is being collected through an interim surcharge that will apply for a 12-month period that began January 2025 and is subject to refund based on an FPSC prudence review. Recoverable storm costs are recorded as current regulatory assets on NEE's and FPL's consolidated balance sheets. The unpaid portion of the storm restoration costs at December 31, 2024, of approximately \$557 million, including estimated capital costs, is included in current other liabilities on NEE's and FPL's 2024 consolidated balance sheet.

During 2023, the FPSC approved FPL's request to recover eligible storm costs and replenishment of the storm reserve totaling approximately \$1.3 billion primarily related to Hurricanes Ian and Nicole which impacted FPL's service area in 2022. The amount was collected through an interim surcharge for a 12-month period that concluded in March 2024.

Contract Assets – From time to time, NEER enters into agreements to build and sell renewable generation facilities and other assets to third parties. At December 31, 2024 and 2023, contract assets on NEE's consolidated balance sheets primarily represent costs for such facilities and assets that are expected to be sold in less than 12 months.

Impairment of Long-Lived Assets – NEE evaluates long-lived assets for impairment when events or changes in circumstances indicate that the carrying amount may not be recoverable. The impairment loss to be recognized is the amount by which the carrying value of the long-lived asset exceeds the asset's fair value. In most instances, the fair value is determined by discounting estimated future cash flows using an appropriate interest rate.

Impairment of Equity Method Investments – NEE evaluates its equity method investments for impairment when events or changes in circumstances indicate that the fair value of the investment is less than the carrying value and the investment may be other than temporarily impaired (OTTI). An impairment loss is required to be recognized if the impairment is deemed to be other than temporary. Investments that are OTTI are written down to their estimated fair value and cannot subsequently be written back up for increases in estimated fair value. Impairment losses are recorded in equity in earnings (losses) of equity method investees in NEE's consolidated statements of income. See Note 4 – Nonrecurring Fair Value Measurements.

Goodwill and Other Intangible Assets – NEE's goodwill and other intangible assets are as follows:

	Weighted-Average Useful Lives (years)	December 31,	
		2024	2023
		(millions)	
Goodwill (by reporting unit):			
FPL segment, primarily rate-regulated utilities		\$ 2,965	\$ 2,965
NEER segment:			
Rate-regulated assets, primarily transmission		1,167	1,218
Gas infrastructure ^(a)		—	487
Clean energy assets		424	315
Customer supply		299	95
Corporate and Other		11	11
Total goodwill		\$ 4,866	\$ 5,091
Other intangible assets not subject to amortization, primarily land easements		\$ 137	\$ 136
Other intangible assets subject to amortization:			
Purchased power agreements (see Note 6)	17	\$ 633	\$ 988
Biogas rights agreements (see Note 6)	28	933	531
Other, primarily transportation contracts and customer lists	19	214	187
Total		1,780	1,706
Accumulated amortization		(202)	(150)
Total other intangible assets subject to amortization – ne		\$ 1,578	\$ 1,556

(a) During the fourth quarter of 2024, as a result of selling ownership interests in certain natural gas and oil shale formations and in certain natural gas pipeline facilities (see Disposal of Businesses/Assets below), NEER reassessed and changed its reporting unit structure to no longer report gas infrastructure as a separate reporting unit.

NEE's, including FPL's, goodwill relates to various acquisitions which were accounted for using the acquisition method of accounting. Other intangible assets are included in noncurrent other assets on NEE's consolidated balance sheets. NEE's other intangible assets subject to amortization are amortized, primarily on a straight-line basis, over their estimated useful lives. Amortization of the other intangible assets was approximately \$62 million, \$58 million and \$18 million for the years ended

NEXTERA ENERGY, INC. AND FLORIDA POWER & LIGHT COMPANY
NOTES TO CONSOLIDATED FINANCIAL STATEMENTS (Continued)

December 31, 2024, 2023 and 2022, respectively, and is expected to be approximately \$55 million, \$54 million, \$50 million, \$46 million and \$45 million for 2025, 2026, 2027, 2028 and 2029, respectively.

Goodwill and other intangible assets not subject to amortization are assessed for impairment at least annually by applying a fair value-based analysis. Other intangible assets subject to amortization are periodically reviewed when impairment indicators are present to assess recoverability from future operations using undiscounted future cash flows.

Pension Plan – NEE records the service cost component of net periodic benefit income to O&M expense and the non-service cost component to other net periodic benefit income in NEE's consolidated statements of income. NEE allocates net periodic pension income to its subsidiaries based on the pensionable earnings of the subsidiaries' employees. Accounting guidance requires recognition of the funded status of the pension plan in the balance sheet, with changes in the funded status recognized in other comprehensive income within shareholders' equity in the year in which the changes occur. Since NEE is the plan sponsor, and its subsidiaries do not have separate rights to the plan assets or direct obligations to their employees, this accounting guidance is reflected at NEE and not allocated to the subsidiaries. The portion of previously unrecognized actuarial gains and losses and prior service costs or credits that are estimated to be allocable to FPL as net periodic (income) cost in future periods and that otherwise would be recorded in accumulated other comprehensive income (loss) (AOCI) are classified as regulatory assets and liabilities at NEE in accordance with regulatory treatment. See Note 12 – Employee Pension Plan and Other Benefits Plans.

Stock-Based Compensation – NEE accounts for stock-based payment transactions based on grant-date fair value. Compensation costs for awards with graded vesting are recognized on a straight-line basis over the requisite service period for the entire award. Forfeitures of stock-based awards are recognized as they occur. See Note 14 – Stock-Based Compensation.

Retirement of Long-Term Debt – For NEE's rate-regulated subsidiaries, including FPL, gains and losses that result from differences in reacquisition cost and the net book value of long-term debt which is retired are deferred as a regulatory asset or liability and amortized to interest expense ratably over the remaining life of the original issue, which is consistent with their treatment in the ratemaking process. NEE's non-rate regulated subsidiaries recognize such differences in interest expense at the time of retirement.

Structured Payables – Under NEE's structured payables program, subsidiaries of NEE issue negotiable drafts, backed by NEECH guarantees, to settle invoices with suppliers with payment terms (on average approximately 90 days) that extend the original invoice due date (typically 30 days) and include a service fee. At their discretion, the suppliers may assign the negotiable drafts and the rights under the NEECH guarantees to financial institutions. NEE and its subsidiaries are not party to any contractual agreements between their suppliers and the applicable financial institutions.

At December 31, 2024 and 2023, NEE's outstanding obligations under its structured payables program were approximately \$4.0 billion and \$4.7 billion, respectively, substantially all of which is included in accounts payable on NEE's consolidated balance sheets.

A rollforward of NEE's structured payables is as follows:

	December 31,
	2024
	(millions)
Obligations outstanding at the beginning of the year	\$ 4,701
Invoices added to the program	6,363
Invoices paid	(7,076)
Obligations outstanding at the end of the year	<u>\$ 3,988</u>

Income Taxes – Deferred income taxes are recognized on all significant temporary differences between the financial statement and tax bases of assets and liabilities, and are presented as noncurrent on NEE's and FPL's consolidated balance sheets. In connection with the tax sharing agreement between NEE and certain of its subsidiaries, the income tax provision at each applicable subsidiary reflects the use of the "separate return method," except that tax benefits that could not be used on a separate return basis, but are used on the consolidated tax return, are recorded by the applicable subsidiary that generated the tax benefits. Any remaining consolidated income tax benefits or expenses are recorded at the corporate level. Included in other regulatory assets and other regulatory liabilities on NEE's and FPL's consolidated balance sheets is the revenue equivalent of the difference in deferred income taxes computed under accounting rules, as compared to regulatory accounting rules. The net regulatory liability totaled \$2,916 million (\$2,880 million for FPL) and \$3,195 million (\$3,145 million for FPL) at December 31, 2024 and 2023, respectively, and is being amortized in accordance with the regulatory treatment over the estimated lives of the assets or liabilities for which the deferred tax amount was initially recognized.

Production tax credits (PTCs) are recognized as wind and solar energy is generated and sold based on a per kWh rate prescribed in applicable federal and state statutes and are recorded as a reduction of current income taxes payable, unless

**NEXTERA ENERGY, INC. AND FLORIDA POWER & LIGHT COMPANY
NOTES TO CONSOLIDATED FINANCIAL STATEMENTS (Continued)**

limited by tax law in which instance they are recorded as deferred tax assets. NEER recognizes ITCs as a reduction to income tax expense when the related energy property is placed into service. FPL recognizes ITCs as a reduction to income tax expense over the depreciable life of the related energy property. At December 31, 2024 and 2023, FPL's accumulated deferred ITCs were approximately \$966 million and \$997 million, respectively, and are included in noncurrent regulatory liabilities on NEE's and FPL's consolidated balance sheets. For taxable years beginning after 2022, renewable energy tax credits generated during the taxable year can be transferred to an unrelated purchaser for cash and are accounted for under *Accounting Standards Codification 740 – Income Taxes*. Proceeds resulting from the sales of renewable energy tax credits for the years ended December 31, 2024 and 2023 of approximately \$1,304 million and \$370 million, respectively, are reported in the cash paid (received) for income taxes – net within the supplemental disclosures of cash flow information on NEE's consolidated statements of cash flows.

A valuation allowance is recorded to reduce the carrying amounts of deferred tax assets when it is more likely than not that such assets will not be realized. NEE recognizes interest income (expense) related to unrecognized tax benefits (liabilities) in interest income and interest expense, respectively, net of the amount deferred at FPL. At FPL, the offset to accrued interest receivable (payable) on income taxes is classified as a regulatory liability (regulatory asset) which will be amortized to income (expense) over a five-year period upon settlement in accordance with regulatory treatment. All tax positions taken by NEE in its income tax returns that are recognized in the financial statements must satisfy a more-likely-than-not threshold. NEE and its subsidiaries file income tax returns in the U.S. federal jurisdiction and various states, the most significant of which is Florida, and certain foreign jurisdictions. Federal tax liabilities, with the exception of certain refund claims, are effectively settled for all years prior to 2019. State and foreign tax liabilities, which have varied statutes of limitations regarding additional assessments, are generally effectively settled for years prior to 2019. At December 31, 2024, NEE had unrecognized tax benefits of approximately \$130 million that, if recognized, could impact the annual effective income tax rate. The amounts of unrecognized tax benefits and related interest accruals may change within the next 12 months; however, NEE and FPL do not expect these changes to have a significant impact on NEE's or FPL's financial statements. See Note 5.

Noncontrolling Interests – Noncontrolling interests represent the portions of net assets in consolidated entities that are not owned by NEE and are reported as a component of equity on NEE's consolidated balance sheets. At December 31, 2024, noncontrolling interests on NEE's consolidated balance sheets primarily reflects the interests related to differential membership interests discussed below, as well as other noncontrolling interests in certain wind and solar generation and transmission facilities sold to non-affiliated parties and XPLR Infrastructure Partners, LP (XPLR) (formerly NextEra Energy Partners, LP).

Certain subsidiaries of NextEra Energy Resources have sold Class B noncontrolling membership interests in entities that have ownership interests in wind generation, solar generation and battery storage facilities, with generating/storage capacity in operation or under construction totaling approximately 11,258 MW, 4,084 MW and 1,919 MW, respectively, at December 31, 2024, to third-party investors (differential membership interests). The third-party investors are allocated earnings, tax attributes and cash flows in accordance with the respective limited liability company agreements. Those economics are allocated primarily to the third-party investors until they receive a targeted return (the flip date) and thereafter to NEE. NEE has the right to call the third-party interests at specified amounts if and when the flip date occurs. NEE has determined the allocation of economics between the controlling party and third-party investor should not follow the respective ownership percentages for each wind generation, solar generation and battery storage project but rather the hypothetical liquidation of book value (HLBV) method based on the governing provisions in each respective limited liability company agreement. Under the HLBV method, the amounts of income and loss attributable to the noncontrolling interest reflects changes in the amount the owners would hypothetically receive at each balance sheet date under the respective liquidation provisions, assuming the net assets of these entities were liquidated at the recorded amounts, after taking into account any capital transactions, such as contributions and distributions, between the entities and the owners. At the point in time that the third-party investor, in hypothetical liquidation, would achieve its targeted return, NEE attributes the additional hypothetical proceeds to the differential membership interests based on the call price. A loss attributable to noncontrolling interests on NEE's consolidated statements of income represents earnings attributable to NEE.

At December 31, 2024 and 2023, approximately \$9,062 million and \$8,857 million, respectively, of noncontrolling interests on NEE's consolidated balance sheets relates to differential membership interests. For the years ended December 31, 2024, 2023 and 2022, NEE recorded earnings of approximately \$1,329 million, \$1,135 million and \$987 million, respectively, associated with differential membership interests, which is reflected as net loss attributable to noncontrolling interests on NEE's consolidated statements of income.

Redeemable Noncontrolling Interests – Certain subsidiaries of NextEra Energy Resources sold Class B noncontrolling membership interests in entities that have ownership interests in wind generation, as well as solar and solar plus battery storage facilities to third-party investors. As specified in the respective limited liability company agreements, if, subject to certain contingencies, certain events occur, including, among others, those that would delay completion or cancel any of the underlying projects, an investor has the option to require NEER to return all or part of its investment. As these potential redemptions were outside of NEER's control, these balances were classified as redeemable noncontrolling interests on NEE's consolidated balance sheets as of December 31, 2024 and 2023. During 2024, the contingencies associated with the December 31, 2023 balance

**NEXTERA ENERGY, INC. AND FLORIDA POWER & LIGHT COMPANY
NOTES TO CONSOLIDATED FINANCIAL STATEMENTS (Continued)**

were resolved and reclassified to noncontrolling interests. The contingencies associated with the December 31, 2024 balance are expected to be resolved in 2025.

Variable Interest Entities (VIEs) – An entity is considered to be a VIE when its total equity investment at risk is not sufficient to permit the entity to finance its activities without additional subordinated financial support, or its equity investors, as a group, lack the characteristics of having a controlling financial interest. A reporting company is required to consolidate a VIE as its primary beneficiary when it has both the power to direct the activities of the VIE that most significantly impact the VIE's economic performance, and the obligation to absorb losses or the right to receive benefits from the VIE that could potentially be significant to the VIE. NEE and FPL evaluate whether an entity is a VIE whenever reconsideration events as defined by the accounting guidance occur. See Note 9.

Leases – NEE and FPL determine if an arrangement is a lease at inception. NEE and FPL recognize a right-of-use (ROU) asset and a lease liability for operating and finance leases by recognizing and measuring leases at the commencement date based on the present value of lease payments over the lease term. For sales-type leases, the book value of the leased asset is removed from the balance sheet and a net investment in sales-type lease is recognized based on fixed payments under the contract and the residual value of the asset being leased. NEE and FPL have elected not to apply the recognition requirements to short-term leases and not to separate nonlease components from associated lease components for all classes of underlying assets except for purchased power agreements. ROU assets are included in noncurrent other assets, lease liabilities are included in current and noncurrent other liabilities and net investments in sales-type leases are included in current and noncurrent other assets on NEE's and FPL's consolidated balance sheets. Operating lease expense is included in O&M or fuel, purchased power and interchange expenses, interest and amortization expenses associated with finance leases are included in interest expense and depreciation and amortization expense, respectively, and rental income associated with operating leases and interest income associated with sales-type leases are included in operating revenues in NEE's and FPL's consolidated statements of income. See Note 10.

Disposal of Businesses/Assets – In 2023, FPL sold its ownership interests in its Florida City Gas business for cash proceeds of approximately \$924 million. In connection with the sale, a gain of approximately \$406 million (\$306 million after tax at NEE and \$300 million after tax at FPL) was recorded in NEE's and FPL's consolidated statements of income for the year ended December 31, 2023 and is included in gains on disposal of businesses/assets – net.

In September 2024, subsidiaries of NextEra Energy Resources sold 100% ownership interests in certain natural gas and oil shale formations and, as part of a joint venture (pipeline joint venture), sold an ownership interest, representing an approximately 15% economic interest, in three natural gas pipeline facilities located in the southern U.S. for total cash proceeds of approximately \$101 million (subject to post-closing adjustments). A NextEra Energy Resources subsidiary has operated and continues to operate two of the pipeline facilities included in the sale. In connection with the sale, a gain of approximately \$120 million (\$77 million after tax) was recorded in NEE's consolidated statements of income for the year ended December 31, 2024 and is included in gains on disposal of businesses/assets – net. Total assets of approximately \$2,211 million, primarily property, plant and equipment and investment in equity method investees, and total liabilities of approximately \$1,833 million, primarily long-term debt, were removed from NEE's balance sheet and an equity method investment of approximately \$396 million was recorded as a result of the transaction. NEE's remaining interest, an approximately 85% economic interest, in the pipeline joint venture is a noncontrolling interest based on the governance structure of the joint venture. The fair value of NEE's retained interest was calculated based on significant estimates and assumptions, including Level 3 (unobservable) inputs. Estimates and assumptions include the projected timing and amount of future cash flows, discount rates reflecting risk inherent in future cash flows and future market prices.

In September 2024, subsidiaries of NextEra Energy Resources sold an ownership interest, representing an approximately 65% economic interest, as part of a joint venture (renewable assets joint venture), consisting of a portfolio of five wind generation facilities and three solar generation facilities located in geographically diverse locations throughout the U.S. with a total generating capacity of 1,634 MW, for cash proceeds of approximately \$900 million. A NextEra Energy Resources subsidiary continues to operate the facilities included in the sale. In connection with the sale, a gain of approximately \$103 million (\$76 million after tax) was recorded in NEE's consolidated statements of income for the year ended December 31, 2024 and is included in gains on disposal of businesses/assets – net. Total assets of approximately \$2,520 million, primarily property, plant and equipment, and total noncontrolling interests of approximately \$844 million were removed from NEE's balance sheet and an equity method investment of approximately \$831 million was recorded as a result of the transaction. NEE's remaining interest, an approximately 35% economic interest, in the renewable assets joint venture is a noncontrolling interest based on the governance structure of the joint venture. Upon the projects in the renewable assets joint venture obtaining financing in the fourth quarter of 2024, NEE received a distribution of approximately \$386 million. The fair value of NEE's retained interest was calculated based on significant estimates and assumptions, including Level 3 (unobservable) inputs. Estimates and assumptions include the projected timing and amount of future cash flows, discount rates reflecting risk inherent in future cash flows and future market prices.

In 2023, subsidiaries of NextEra Energy Resources sold to an XPLR subsidiary their 100% ownership interests in five wind generation facilities and three solar generation facilities located in geographically diverse locations throughout the U.S. with a

**NEXTERA ENERGY, INC. AND FLORIDA POWER & LIGHT COMPANY
NOTES TO CONSOLIDATED FINANCIAL STATEMENTS (Continued)**

total generating capacity of 688 MW for cash proceeds of approximately \$566 million, plus working capital of \$32 million. A NextEra Energy Resources subsidiary continues to operate the facilities included in the sale.

In 2022, subsidiaries of NextEra Energy Resources sold (i) a 49% controlling ownership interest in three wind generation facilities and one solar plus battery facility located in geographically diverse locations throughout the U.S. with a total generating capacity of 1,437 MW and 65 MW of battery storage capacity, two of which facilities were under construction, and (ii) their 100% ownership interest in three wind generation facilities located in the Midwest region of the U.S. with a total generating capacity of 347 MW to an XPLR subsidiary for cash proceeds of approximately \$805 million, plus working capital and other adjustments of \$8 million. NEER continued to consolidate one of the projects under construction for accounting purposes through March 2023 and the second project under construction through July 2023. A NextEra Energy Resources subsidiary continues to operate the facilities included in the sale. In connection with the sale, a gain of approximately \$301 million (\$230 million after tax) was recorded in NEE's consolidated statements of income for the year ended December 31, 2022 and is included in the gains on disposal of businesses/assets – net. In connection with the two facilities that were under construction, approximately \$251 million of cash received was recorded as contract liabilities on NEE's consolidated balance sheet. The contract liabilities related to sale proceeds from XPLR of approximately \$150 million and differential membership interests of approximately \$101 million. In 2023, the two facilities achieved commercial operations and approximately \$251 million of contract liabilities were reversed and the sale of those facilities was recognized for accounting purposes. In addition, NextEra Energy Resources was responsible to pay for all construction costs related to the portfolio. At December 31, 2023, approximately \$68 million was included in accounts payable on NEE's consolidated balance sheet and represented amounts owed by NextEra Energy Resources to XPLR to reimburse XPLR for construction costs.

In 2022, subsidiaries of NextEra Energy Resources sold to an XPLR subsidiary a 67% controlling ownership interest in a battery storage facility in California with storage capacity of 230 MW, for cash proceeds of approximately \$191 million, plus working capital and other adjustments of \$2 million. A NextEra Energy Resources subsidiary continues to operate the facility included in the sale. In connection with the sale, a gain of approximately \$87 million (\$66 million after tax) was recorded in NEE's consolidated statements of income for the year ended December 31, 2022 and is included in gains on disposal of businesses/assets – net.

In 2021, subsidiaries of NextEra Energy Resources sold their 100% ownership interest, comprised of a 50% controlling ownership interest to an XPLR subsidiary and a 50% noncontrolling ownership interest to a third party, in a portfolio of seven wind generation facilities and six solar generation facilities in geographically diverse locations throughout the U.S. representing a total generating capacity of 2,520 MW and 115 MW of battery storage capacity, three of which facilities were under construction. Total cash proceeds for these two separate transactions totaled approximately \$1.7 billion. NEER continued to consolidate the three projects under construction for accounting purposes through the first quarter of 2022. A NextEra Energy Resources subsidiary continues to operate the facilities included in the sales. In connection with the three facilities that were under construction, approximately \$668 million of cash received was recorded as contract liabilities on NEE's consolidated balance. Upon the three facilities achieving commercial operations and the resolution of contingencies, the contract liabilities were reversed and the sale of those facilities was recognized for accounting purposes. In addition, a gain of approximately \$117 million was recorded in NEE's consolidated statements of income for the year ended December 31, 2022 which is included in gains on disposal of businesses/assets – net.

2. Revenue from Contracts with Customers

Revenue is recognized when control of the promised goods or services is transferred to customers at an amount that reflects the consideration to which the entity expects to be entitled in exchange for those goods and services. The promised goods or services in the majority of NEE's contracts with customers is, at FPL, for the delivery of electricity based on tariff rates approved by the FPSC and, at NEER, for the delivery of energy commodities and the availability of electric capacity and electric transmission.

FPL and NEER generate substantially all of NEE's operating revenues, which primarily include revenues from contracts with customers, as well as derivative (see Note 3) and lease transactions at NEER. For the vast majority of contracts with customers, NEE believes that the obligation to deliver energy, capacity or transmission is satisfied over time as the customer simultaneously receives and consumes benefits as NEE performs. In 2024, 2023 and 2022, NEE's revenue from contracts with customers was approximately \$23.5 billion (\$16.9 billion at FPL), \$24.8 billion (\$18.2 billion at FPL) and \$23.0 billion (\$17.2 billion at FPL), respectively. NEE's and FPL's receivables are primarily associated with revenues earned from contracts with customers, as well as derivative and lease transactions at NEER, and consist of both billed and unbilled amounts, which are recorded in customer receivables and other receivables on NEE's and FPL's consolidated balance sheets. Receivables represent unconditional rights to consideration and reflect the differences in timing of revenue recognition and cash collections. For substantially all of NEE's and FPL's receivables, regardless of the type of revenue transaction from which the receivable originated, customer and counterparty credit risk is managed in the same manner and the terms and conditions of payment are similar.

NEXTERA ENERGY, INC. AND FLORIDA POWER & LIGHT COMPANY
NOTES TO CONSOLIDATED FINANCIAL STATEMENTS (Continued)

FPL – FPL’s revenues are derived primarily from tariff-based sales that result from providing electricity to retail customers in Florida with no defined contractual term. Electricity sales to retail customers account for approximately 90% of FPL’s 2024 operating revenues, the majority of which are to residential customers. FPL’s retail customers receive a bill monthly based on the amount of monthly kWh usage with payment due monthly. For these types of sales, FPL recognizes revenue as electricity is delivered and billed to customers, as well as an estimate for electricity delivered and not yet billed. The billed and unbilled amounts represent the value of electricity delivered to the customer. At December 31, 2024 and 2023, FPL’s unbilled revenues amounted to approximately \$573 million and \$633 million, respectively, and are included in customer receivables on NEE’s and FPL’s consolidated balance sheets. Certain contracts with customers contain a fixed price with maturity dates through 2054. As of December 31, 2024, FPL expects to record approximately \$590 million of revenues related to the fixed price components of such contracts over the remaining terms of the related contracts. Certain of these contracts also contain a variable price component for energy usage which FPL recognizes as revenue as the energy is delivered based on rates stipulated in the respective contracts.

NEER – NEER’s revenue from contracts with customers is derived primarily from the sale of energy commodities, electric capacity and electric transmission. For these types of sales, NEER recognizes revenue as energy commodities are delivered and as electric capacity and electric transmission are made available, consistent with the amounts billed to customers based on rates stipulated in the respective contracts as well as an accrual for amounts earned but not yet billed. The amounts billed and accrued represent the value of energy or transmission delivered and/or the capacity of energy or transmission available to the customer. Revenues yet to be earned under these contracts, which have maturity dates ranging from 2025 to 2055, will vary based on the volume of energy or transmission delivered and/or available. NEER’s customers typically receive bills monthly with payment due within 30 days. Certain contracts with customers contain a fixed price which primarily relate to electric capacity sales through 2038 and certain power purchase agreements with maturity dates through 2036. At December 31, 2024, NEER expects to record approximately \$800 million of revenues related to the fixed price components of such contracts over the remaining terms of the related contracts as the capacity is provided. The power purchase agreements also contain a variable price component for energy usage which NEER recognizes as revenue as the energy is delivered based on rates stipulated in the respective contracts.

3. Derivative Instruments

NEE and FPL use derivative instruments (primarily swaps, options, futures and forwards) to manage the physical and financial risks inherent in the purchase and sale of fuel and electricity, as well as interest rate and foreign currency exchange rate risk associated primarily with outstanding and expected future debt issuances and borrowings, and to optimize the value of NEER’s power generation and natural gas and oil production assets. NEE and FPL do not utilize hedge accounting for their cash flow and fair value hedges.

With respect to commodities related to NEE’s competitive energy business, NEER employs risk management procedures to conduct its activities related to optimizing the value of its power generation and natural gas and oil production assets, providing full energy and capacity requirements services primarily to distribution utilities, and engaging in power and fuel marketing and trading activities to take advantage of expected future favorable price movements and changes in the expected volatility of prices in the energy markets. These risk management activities involve the use of derivative instruments executed within prescribed limits to manage the risk associated with fluctuating commodity prices. Transactions in derivative instruments are executed on recognized exchanges or via the over-the-counter markets, depending on the most favorable credit terms and market execution factors. For NEER’s power generation and natural gas and oil production assets, derivative instruments are used to hedge all or a portion of the expected output of these assets. These hedges are designed to reduce the effect of adverse changes in the wholesale forward commodity markets associated with NEER’s power generation and natural gas and oil production assets. With regard to full energy and capacity requirements services, NEER is required to vary the quantity of energy and related services based on the load demands of the customers served. For this type of transaction, derivative instruments are used to hedge the anticipated electricity quantities required to serve these customers and reduce the effect of unfavorable changes in the forward energy markets. Additionally, NEER takes positions in energy markets based on differences between actual forward market levels and management’s view of fundamental market conditions, including supply/demand imbalances, changes in traditional flows of energy, changes in short- and long-term weather patterns and anticipated regulatory and legislative outcomes. NEER uses derivative instruments to realize value from these market dislocations, subject to strict risk management limits around market, operational and credit exposure.

Derivative instruments, when required to be marked to market, are recorded on NEE’s and FPL’s consolidated balance sheets as either an asset or liability measured at fair value. At FPL, substantially all changes in the derivatives’ fair value are deferred as a regulatory asset or liability until the contracts are settled, and, upon settlement, any gains or losses are passed through the fuel and purchased power cost recovery clause (fuel clause). For NEE’s non-rate regulated operations, predominantly NEER, essentially all changes in the derivatives’ fair value for power purchases and sales, fuel sales and trading activities are recognized on a net basis in operating revenues and the equity method investees’ related activity is recognized in equity in earnings (losses) of equity method investees in NEE’s consolidated statements of income. Settlement gains and losses are included within the line items in the consolidated statements of income to which they relate. Transactions for which physical delivery is deemed not to have occurred are presented on a net basis in the consolidated statements of income. For commodity

NEXTERA ENERGY, INC. AND FLORIDA POWER & LIGHT COMPANY
NOTES TO CONSOLIDATED FINANCIAL STATEMENTS (Continued)

derivatives, NEE believes that, where offsetting positions exist at the same location for the same time, the transactions are considered to have been netted and therefore physical delivery has been deemed not to have occurred for financial reporting purposes. Settlements related to derivative instruments are substantially all recognized in net cash provided by operating activities in NEE's and FPL's consolidated statements of cash flows.

For interest rate and foreign currency derivative instruments, all changes in the derivatives' fair value, as well as the transaction gain or loss on foreign denominated debt, are recognized in interest expense and the equity method investees' related activity is recognized in equity in earnings (losses) of equity method investees in NEE's consolidated statements of income. At December 31, 2024, NEE's AOCI included immaterial amounts related to discontinued interest rate cash flow hedges with expiration dates through October 2033 and foreign currency cash flow hedges with expiration dates through September 2030.

Fair Value Measurements of Derivative Instruments – The fair value of assets and liabilities are determined using either unadjusted quoted prices in active markets (Level 1) or other pricing inputs that are observable (Level 2) whenever that information is available and using unobservable inputs (Level 3) to estimate fair value only when relevant observable inputs are not available. NEE and FPL use different valuation techniques to measure the fair value of assets and liabilities, relying primarily on the market approach of using prices and other market information for identical and/or similar assets and liabilities for those assets and liabilities that are measured at fair value on a recurring basis. NEE's and FPL's assessment of the significance of any particular input to the fair value measurement requires judgment and may affect placement within the fair value hierarchy levels. Non-performance risk, including the consideration of a credit valuation adjustment, is also considered in the determination of fair value for all assets and liabilities measured at fair value.

NEE and FPL measure the fair value of commodity contracts using a combination of market and income approaches utilizing prices observed on commodities exchanges and in the non-exchange traded markets, or through the use of industry-standard valuation techniques, such as option modeling or discounted cash flows techniques, incorporating both observable and unobservable valuation inputs. The resulting measurements are the best estimate of fair value as represented by the transfer of the asset or liability through an orderly transaction in the marketplace at the measurement date.

Exchange-traded derivative assets and liabilities are valued using observable settlement prices from the exchanges and are classified as Level 1 or Level 2, depending on whether positions are in active or inactive markets.

NEE, through its subsidiaries, including FPL, also enters into non-exchange traded commodity derivatives. The majority of the valuation inputs are observable using exchange-quoted prices.

NEE, through NEER, also enters into full requirements contracts, which, in most cases, meet the definition of derivatives and are measured at fair value. These contracts typically have one or more inputs that are not observable and are significant to the valuation of the contract. In addition, certain non-exchange traded derivative options at NEE have one or more significant inputs that are not observable, and are valued using industry-standard option models.

In all cases where NEE and FPL use significant unobservable inputs for the valuation of a commodity contract, consideration is given to the assumptions that market participants would use in valuing the asset or liability. The primary input to the valuation models for commodity contracts is the forward commodity curve for the respective instruments. Other inputs include, but are not limited to, assumptions about market liquidity, volatility, correlation and contract duration as more fully described below in Significant Unobservable Inputs Used in Recurring Fair Value Measurements. In instances where the reference markets are deemed to be inactive or do not have transactions for a similar contract, the derivative assets and liabilities may be valued using significant other observable inputs and potentially significant unobservable inputs. In such instances, the valuation for these contracts is established using techniques including extrapolation from or interpolation between actively traded contracts, or estimated basis adjustments from liquid trading points. NEE and FPL regularly evaluate and validate the inputs used to determine fair value by a number of methods, consisting of various market price verification procedures, including the use of pricing services and broker quotes to support the market price of the various commodities. Where there are assumptions and models used to generate inputs for valuing derivative assets and liabilities, the review and verification of the assumptions and models are undertaken by individuals in an independent control function.

NEE uses interest rate contracts and foreign currency contracts to mitigate and adjust interest rate and foreign currency exchange exposure related primarily to certain outstanding and expected future debt issuances and borrowings when deemed appropriate based on market conditions or when required by financing agreements. NEE estimates the fair value of these derivatives using an income approach based on a discounted cash flows valuation technique utilizing the net amount of estimated future cash inflows and outflows related to the agreements.

NEXTERA ENERGY, INC. AND FLORIDA POWER & LIGHT COMPANY
NOTES TO CONSOLIDATED FINANCIAL STATEMENTS (Continued)

The tables below present NEE's and FPL's gross derivative positions at December 31, 2024 and 2023, as required by disclosure rules. However, the majority of the underlying contracts are subject to master netting agreements and generally would not be contractually settled on a gross basis. Therefore, the tables below also present the derivative positions on a net basis, which reflect the offsetting of positions of certain transactions within the portfolio, the contractual ability to settle contracts under master netting arrangements and the netting of margin cash collateral, as well as the location of the net derivative position on the consolidated balance sheets.

December 31, 2024						
	Level 1	Level 2	Level 3	Netting ^(a)	Total	
	(millions)					
Assets:						
NEE:						
Commodity contracts	\$ 1,778	\$ 3,040	\$ 1,339	\$ (4,032)	\$ 2,125	
Interest rate contracts	\$ —	\$ 577	\$ —	\$ (44)	533	
Foreign currency contracts	\$ —	\$ —	\$ —	\$ (5)	(5)	
Total derivative assets					<u>\$ 2,653</u>	
FPL – commodity contracts	\$ —	\$ 9	\$ 47	\$ (16)	\$ 40	
Liabilities:						
NEE:						
Commodity contracts	\$ 1,983	\$ 3,364	\$ 952	\$ (3,557)	\$ 2,742	
Interest rate contracts	\$ —	\$ 284	\$ —	\$ (44)	240	
Foreign currency contracts	\$ —	\$ 104	\$ —	\$ (5)	99	
Total derivative liabilities					<u>\$ 3,081</u>	
FPL – commodity contracts	\$ —	\$ —	\$ 13	\$ (11)	\$ 7	
Net fair value by NEE balance sheet line item:						
Current derivative assets ^(b)					\$ 879	
Noncurrent derivative assets ^(c)					<u>1,774</u>	
Total derivative assets					<u>\$ 2,653</u>	
Current derivative liabilities					\$ 1,073	
Noncurrent derivative liabilities					<u>2,008</u>	
Total derivative liabilities					<u>\$ 3,081</u>	
Net fair value by FPL balance sheet line item:						
Current other assets					\$ 31	
Noncurrent other assets					<u>40</u>	
Total derivative assets					<u>\$ 3</u>	
Current other liabilities					4	
Noncurrent other liabilities					<u>7</u>	
Total derivative liabilities					<u>\$ 7</u>	

- (a) Includes the effect of the contractual ability to settle contracts under master netting arrangements and the netting of margin cash collateral payments and receipts. NEE and FPL also have contract settlement receivable and payable balances that are subject to the master netting arrangements but are not offset within the consolidated balance sheets and are recorded in customer receivables – net and accounts payable, respectively.
- (b) Reflects the netting of approximately \$154 million in margin cash collateral received from counterparties.
- (c) Reflects the netting of approximately \$321 million in margin cash collateral received from counterparties.

NEXTERA ENERGY, INC. AND FLORIDA POWER & LIGHT COMPANY
NOTES TO CONSOLIDATED FINANCIAL STATEMENTS (Continued)

December 31, 2023					
	Level 1	Level 2	Level 3	Netting ^(a)	Total
	(millions)				
Assets:					
NEE:					
Commodity contracts	\$ 2,646	\$ 4,744	\$ 1,925	\$ (6,174)	\$ 3,135
Interest rate contracts	\$ —	\$ 304	\$ —	\$ 81	\$ 385
Foreign currency contracts	\$ —	\$ —	\$ —	\$ —	\$ —
Total derivative assets					\$ 3,520
FPL – commodity contracts	\$ —	\$ 1	\$ 29	\$ (3)	\$ 27
Liabilities:					
NEE:					
Commodity contracts	\$ 3,796	\$ 4,664	\$ 974	\$ (6,531)	\$ 2,903
Interest rate contracts	\$ —	\$ 553	\$ —	\$ 81	\$ 634
Foreign currency contracts	\$ —	\$ 49	\$ —	\$ —	\$ 49
Total derivative liabilities					\$ 3,586
FPL – commodity contracts	\$ —	\$ 13	\$ 5	\$ (3)	\$ 15
Net fair value by NEE balance sheet line item:					
Current derivative assets ^(b)					\$ 1,730
Noncurrent derivative assets ^(c)					1,790
Total derivative assets					\$ 3,520
Current derivative liabilities ^(d)					\$ 845
Noncurrent derivative liabilities					2,741
Total derivative liabilities					\$ 3,586
Net fair value by FPL balance sheet line item:					
Current other assets					\$ 13
Noncurrent other assets					14
Total derivative assets					\$ 27
Current other liabilities					\$ 9
Noncurrent other liabilities					6
Total derivative liabilities					\$ 15

(a) Includes the effect of the contractual ability to settle contracts under master netting arrangements and the netting of margin cash collateral payments and receipts. NEE and FPL also have contract settlement receivable and payable balances that are subject to the master netting arrangements but are not offset within the consolidated balance sheets and are recorded in customer receivables – net and accounts payable, respectively.

(b) Reflects the netting of approximately \$148 million in margin cash collateral received from counterparties.

(c) Reflects the netting of approximately \$307 million in margin cash collateral received from counterparties.

(d) Reflects the netting of approximately \$815 million in margin cash collateral paid to counterparties.

At December 31, 2024 and 2023, NEE had approximately \$47 million (\$2 million at FPL) and \$78 million (\$3 million at FPL), respectively, in margin cash collateral received from counterparties that was not offset against derivative assets in the above presentation. These amounts are included in current other liabilities on NEE's consolidated balance sheets. Additionally, at December 31, 2024 and 2023, NEE had approximately \$58 million (none at FPL) and \$73 million (none at FPL), respectively, in margin cash collateral paid to counterparties that was not offset against derivative assets or liabilities in the above presentation. These amounts are included in current other assets on NEE's consolidated balance sheets.

Significant Unobservable Inputs Used in Recurring Fair Value Measurements – The valuation of certain commodity contracts requires the use of significant unobservable inputs. All forward price, implied volatility, implied correlation and interest rate inputs used in the valuation of such contracts are directly based on third-party market data, such as broker quotes and exchange settlements, when that data is available. If third-party market data is not available, then industry standard methodologies are used to develop inputs that maximize the use of relevant observable inputs and minimize the use of unobservable inputs. Observable inputs, including some forward prices, implied volatilities and interest rates used for determining fair value are updated daily to reflect the best available market information. Unobservable inputs which are related to observable inputs, such as illiquid portions of forward price or volatility curves, are updated daily as well, using industry standard techniques such as interpolation and extrapolation, combining observable forward inputs supplemented by historical market and other relevant data. Other unobservable inputs, such as implied correlations, block-to-hourly price shaping, customer migration rates from full

NEXTERA ENERGY, INC. AND FLORIDA POWER & LIGHT COMPANY
NOTES TO CONSOLIDATED FINANCIAL STATEMENTS (Continued)

requirements contracts and some implied volatility curves, are modeled using proprietary models based on historical data and industry standard techniques.

The significant unobservable inputs used in the valuation of NEE's commodity contracts categorized as Level 3 of the fair value hierarchy at December 31, 2024 are as follows:

Transaction Type	Fair Value at December 31, 2024		Valuation Technique(s)	Significant Unobservable Inputs	Range	Weighted- average ^(a)
	Assets	Liabilities				
	(millions)					
Forward contracts – power	\$ 423	\$ 401	Discounted cash flow	Forward price (per MWh ^(b))	\$ (3) — \$233	\$52
Forward contracts – gas	296	46	Discounted cash flow	Forward price (per MMBtu ^(c))	\$1 — \$16	\$4
Forward contracts – congestion	53	39	Discounted cash flow	Forward price (per MWh ^(b))	\$ (49) — \$22	\$—
Options – power	9	6	Option models	Implied volatilities	78% — 360%	186%
Options – primarily gas	100	102	Option models	Implied correlations	56% — 100%	99%
				Implied volatilities	15% — 150%	52%
Full requirements and unit contingent contracts	209	203	Discounted cash flow	Forward price (per MWh ^(b))	\$20 — \$297	\$76
				Customer migration rate ^(d)	—% — 31%	1%
Forward contracts – other	249	155				
Total	\$ 1,339	\$ 952				

(a) Unobservable inputs were weighted by volume.

(b) Megawatt-hours

(c) One million British thermal units

(d) Applies only to full requirements contracts.

The sensitivity of NEE's fair value measurements to increases (decreases) in the significant unobservable inputs is as follows:

Significant Unobservable Input	Position	Impact on
		Fair Value Measurement
Forward price	Purchase power/gas	Increase (decrease)
	Sell power/gas	Decrease (increase)
Implied correlations	Purchase option	Decrease (increase)
	Sell option	Increase (decrease)
Implied volatilities	Purchase option	Increase (decrease)
	Sell option	Decrease (increase)
Customer migration rate	Sell power ^(a)	Decrease (increase)

(a) Assumes the contract is in a gain position.

NEXTERA ENERGY, INC. AND FLORIDA POWER & LIGHT COMPANY
NOTES TO CONSOLIDATED FINANCIAL STATEMENTS (Continued)

The reconciliation of changes in the fair value of derivatives that are based on significant unobservable inputs is as follows:

	Years Ended December 31,					
	2024		2023		2022	
	NEE	FPL	NEE	FPL	NEE	FPL
	(millions)					
Fair value of net derivatives based on significant unobservable inputs at December 31 of prior year	\$ 951	\$ 24	\$ (854)	\$ 9	\$ 170	\$ 8
Realized and unrealized gains (losses):						
Included in operating revenues	339		2,792	—	(2,343)	—
Included in regulatory assets and liabilities	49	49	23	23	158	158
Purchases	161	—	412	—	542	—
Settlements	(998)	(27)	(1,521)	(11)	992	(157)
Issuances	(128)	—	(139)	—	(362)	—
Transfers in ^(a)	20	(12)	(129)	1	(4)	—
Transfers out ^(a)	(7)	—	367	2	(7)	—
Fair value of net derivatives based on significant unobservable inputs at December 31	\$ 387	\$ 34	\$ 951	\$ 24	\$ (854)	\$ 9
Gains (losses) included in operating revenues attributable to the change in unrealized gains (losses) relating to derivatives held at the reporting date	\$ (25)	\$ —	\$ 1,482	\$ —	\$ (1,162)	\$ —

(a) Transfers into Level 3 were a result of decreased observability of market data. Transfers from Level 3 to Level 2 were a result of increased observability of market data.

Income Statement Impact of Derivative Instruments – Gains (losses) related to NEE's derivatives are recorded in NEE's consolidated statements of income as follows:

	Years Ended December 31,		
	2024	2023	2022
	(millions)		
Commodity contracts ^(a) – operating revenues (including \$8 unrealized gains, \$2,502 unrealized gains and \$2,346 unrealized losses, respectively)	\$ 97	\$ 2,513	\$ (3,297)
Foreign currency contracts – interest expense (including \$58 unrealized losses, \$81 unrealized gains and \$53 unrealized losses, respectively)	(71)	(62)	(61)
Interest rate contracts – interest expense (including \$542 unrealized gains, \$634 unrealized losses and \$1,021 unrealized gains, respectively)	1,349	(226)	1,221
Gains (losses) reclassified from AOCI to interest expense:			
Interest rate contracts	2	(1)	(5)
Foreign currency contracts	(3)	(2)	(3)
Total	\$ 1,374	\$ 2,222	\$ (2,145)

(a) For the years ended December 31, 2024, 2023 and 2022, FPL recorded gains of approximately \$50 million, \$5 million and \$211 million, respectively, related to commodity contracts as regulatory liabilities on its consolidated balance sheets.

Notional Volumes of Derivative Instruments – The following table represents net notional volumes associated with derivative instruments that are required to be reported at fair value in NEE's and FPL's consolidated financial statements. The table includes significant volumes of transactions that have minimal exposure to commodity price changes because they are variably priced agreements. These volumes are only an indication of the commodity exposure that is managed through the use of derivatives. They do not represent net physical asset positions or non-derivative positions and the related hedges, nor do they represent NEE's and FPL's net economic exposure, but only the net notional derivative positions that fully or partially hedge the related asset positions. NEE and FPL had derivative commodity contracts for the following net notional volumes:

Commodity Type	December 31, 2024		December 31, 2023	
	NEE	FPL	NEE	FPL
	(millions)			
Power	(189) MWh	—	(167) MWh	—
Natural gas	(1,131) MMBtu	503 MMBtu	(1,452) MMBtu	717 MMBtu
Oil	(25) barrels	—	(42) barrels	—

At December 31, 2024 and 2023, NEE had interest rate contracts with a net notional amount of approximately \$35.2 billion and \$25.6 billion, respectively, and foreign currency contracts with a notional amount of approximately \$1.2 billion and \$0.5 billion, respectively.

NEXTERA ENERGY, INC. AND FLORIDA POWER & LIGHT COMPANY
NOTES TO CONSOLIDATED FINANCIAL STATEMENTS (Continued)

Credit-Risk-Related Contingent Features – Certain derivative instruments contain credit-risk-related contingent features including, among other things, the requirement to maintain an investment grade credit rating from specified credit rating agencies and certain financial ratios, as well as credit-related cross-default and material adverse change triggers. At December 31, 2024 and 2023, the aggregate fair value of NEE's derivative instruments with credit-risk-related contingent features that were in a liability position was approximately \$3.8 billion (\$11 million for FPL) and \$4.7 billion (\$14 million for FPL), respectively.

If the credit-risk-related contingent features underlying these derivative agreements were triggered, certain subsidiaries of NEE, including FPL, could be required to post collateral or settle contracts according to contractual terms which generally allow netting of contracts in offsetting positions. Certain derivative contracts contain multiple types of credit-related triggers. To the extent these contracts contain a credit ratings downgrade trigger, the maximum exposure is included in the following credit ratings collateral posting requirements. If FPL's and NEECH's credit ratings were downgraded to BBB/Baa2 (a three level downgrade for FPL and a one level downgrade for NEECH from the current lowest applicable rating), applicable NEE subsidiaries would be required to post collateral such that the total posted collateral would be approximately \$500 million (none at FPL) and \$510 million (none at FPL) at December 31, 2024 and 2023, respectively. If FPL's and NEECH's credit ratings were downgraded to below investment grade, applicable NEE subsidiaries would be required to post additional collateral such that the total posted collateral would be approximately \$2.4 billion (\$25 million at FPL) and \$2.4 billion (\$15 million at FPL) at December 31, 2024 and 2023, respectively. Some derivative contracts do not contain credit ratings downgrade triggers, but do contain provisions that require certain financial measures be maintained and/or have credit-related cross-default triggers. In the event these provisions were triggered, applicable NEE subsidiaries could be required to post additional collateral of up to approximately \$1.4 billion (\$70 million at FPL) and \$1.7 billion (\$50 million at FPL) at December 31, 2024 and 2023, respectively.

Collateral related to derivatives, including amounts posted for margin, current exposures and future performance with exchanges and independent system operators, may be posted in the form of cash or credit support in the normal course of business. At December 31, 2024 and 2023, applicable NEE subsidiaries have posted approximately \$19 million (none at FPL) and \$691 million (none at FPL), respectively, in cash and \$1,334 million (none at FPL) and \$1,595 million (none at FPL), respectively, in the form of letters of credit and surety bonds each of which could be applied toward the collateral requirements described above. FPL and NEECH have capacity under their credit facilities generally in excess of the collateral requirements described above that would be available to support, among other things, derivative activities. Under the terms of the credit facilities, maintenance of a specific credit rating is not a condition to drawing on these credit facilities, although there are other conditions to drawing on these credit facilities.

Additionally, some contracts contain certain adequate assurance provisions whereby a counterparty may demand additional collateral based on subjective events and/or conditions. Due to the subjective nature of these provisions, NEE and FPL are unable to determine an exact value for these items and they are not included in any of the quantitative disclosures above.

4. Non-Derivative Fair Value Measurements

Non-derivative fair value measurements consist of NEE's and FPL's cash equivalents and restricted cash equivalents, special use funds and other investments. The fair value of these financial assets is determined by using the valuation techniques and inputs as described in Note 3 – Fair Value Measurements of Derivative Instruments as well as below.

Cash Equivalents and Restricted Cash Equivalents – NEE and FPL hold investments primarily in money market funds. The fair value of these funds is estimated using a market approach based on current observable market prices.

Special Use Funds and Other Investments – NEE and FPL hold primarily debt and equity securities directly, as well as indirectly through commingled funds. Substantially all directly held equity securities are valued at their quoted market prices. For directly held debt securities, multiple prices and price types are obtained from pricing vendors whenever possible, which enables cross-provider validations. A primary price source is identified based on asset type, class or issue of each security. Commingled funds, which are similar to mutual funds, are maintained by banks or investment companies and hold certain investments in accordance with a stated set of objectives. The fair value of commingled funds is primarily derived from the quoted prices in active markets of the underlying securities. Because the fund shares are offered to a limited group of investors, they are not considered to be traded in an active market.

Fair Value Measurement Alternative – NEE holds investments in equity securities without readily determinable fair values, which are initially recorded at cost, of approximately \$665 million and \$538 million at December 31, 2024 and 2023, respectively, and are included in noncurrent other assets on NEE's consolidated balance sheets. Adjustments to carrying values are recorded as a result of observable price changes in transactions for identical or similar investments of the same issuer.

Recurring Non-Derivative Fair Value Measurements – NEE's and FPL's financial assets and other fair value measurements made on a recurring basis by fair value hierarchy level are as follows:

NEXTERA ENERGY, INC. AND FLORIDA POWER & LIGHT COMPANY
NOTES TO CONSOLIDATED FINANCIAL STATEMENTS (Continued)

	December 31, 2024				
	Level 1	Level 2	Level 3	Total	
	(millions)				
Assets:					
Cash equivalents and restricted cash equivalents: ^(a)					
NEE – equity securities	\$ 677	\$ —	\$ —	\$	677
FPL – equity securities	\$ 101	\$ —	\$ —	\$	101
Special use funds: ^(b)					
NEE:					
Equity securities	\$ 2,614	\$ 3,321 ^(c)	\$ 229	\$	6,164
U.S. Government and municipal bonds	\$ 663	\$ 59	\$ —	\$	722
Corporate debt securities	\$ 5	\$ 680	\$ —	\$	685
Asset-backed securities	\$ —	\$ 873	\$ —	\$	873
Other debt securities	\$ —	\$ 14	\$ —	\$	14
FPL:					
Equity securities	\$ 1,028	\$ 2,987 ^(c)	\$ 204	\$	4,219
U.S. Government and municipal bonds	\$ 522	\$ 39	\$ —	\$	561
Corporate debt securities	\$ 4	\$ 506	\$ —	\$	510
Asset-backed securities	\$ —	\$ 660	\$ —	\$	660
Other debt securities	\$ —	\$ 10	\$ —	\$	10
Other investments: ^(d)					
NEE:					
Equity securities	\$ 48	\$ 1	\$ —	\$	49
U.S. Government and municipal bonds	\$ 158	\$ 3	\$ —	\$	161
Corporate debt securities	\$ —	\$ 758	\$ 111	\$	869
Other debt securities	\$ —	\$ 295	\$ 53	\$	348
FPL:					
Equity securities	\$ 8	\$ —	\$ —	\$	8

- (a) Includes restricted cash equivalents of approximately \$109 million (\$101 million for FPL) in current other assets on the consolidated balance sheets.
(b) Excludes investments accounted for under the equity method and loans not measured at fair value on a recurring basis. See Fair Value of Financial Instruments Recorded at Other than Fair Value below.
(c) Primarily invested in commingled funds whose underlying securities would be Level 1 if those securities were held directly by NEE or FPL.
(d) Included in noncurrent other assets on NEE's and FPL's consolidated balance sheets.

NEXTERA ENERGY, INC. AND FLORIDA POWER & LIGHT COMPANY
NOTES TO CONSOLIDATED FINANCIAL STATEMENTS (Continued)

		December 31, 2023			
		Level 1	Level 2	Level 3	Total
		(millions)			
Assets:					
Cash equivalents and restricted cash equivalents: ^(a)					
NEE – equity securities	\$	1,972	\$	—	\$ 1,972
FPL – equity securities	\$	12	\$	—	\$ 12
Special use funds: ^(b)					
NEE:					
Equity securities	\$	2,349	\$ 2,742 ^(c)	\$ 199	\$ 5,290
U.S. Government and municipal bonds	\$	700	\$ 57	\$ —	\$ 757
Corporate debt securities	\$	3	\$ 620	\$ —	\$ 623
Asset-backed securities	\$	—	\$ 822	\$ —	\$ 822
Other debt securities	\$	6	\$ 14	\$ —	\$ 20
FPL:					
Equity securities	\$	863	\$ 2,474 ^(c)	\$ 199	\$ 3,536
U.S. Government and municipal bonds	\$	556	\$ 27	\$ —	\$ 583
Corporate debt securities	\$	—	\$ 455	\$ —	\$ 458
Asset-backed securities	\$	—	\$ 606	\$ —	\$ 606
Other debt securities	\$	—	\$ 6	\$ —	\$ 11
Other investments: ^(d)					
NEE:					
Equity securities	\$	50	\$ —	\$ —	\$ 50
U.S. Government and municipal bonds	\$	288	\$ 3	\$ —	\$ 291
Corporate debt securities	\$	—	\$ 408	\$ 115	\$ 523
Other debt securities	\$	—	\$ 196	\$ 15	\$ 211
FPL:					
Equity securities	\$	9	\$ —	\$ —	\$ 9

- (a) Includes restricted cash equivalents of approximately \$34 million (\$11 million for FPL) in current other assets on the consolidated balance sheets.
(b) Excludes investments accounted for under the equity method and loans not measured at fair value on a recurring basis. See Fair Value of Financial Instruments Recorded at Other than Fair Value below.
(c) Primarily invested in commingled funds whose underlying securities would be Level 1 if those securities were held directly by NEE or FPL.
(d) Included in noncurrent other assets on NEE's and FPL's consolidated balance sheets.

Contingent Consideration – NEER had approximately \$124 million and \$126 million of contingent consideration liabilities related to acquisitions included in noncurrent other liabilities on NEE's consolidated balance sheets at December 31, 2024 and 2023, respectively. Significant inputs and assumptions used in the fair value measurement of the contingent consideration, some of which are Level 3 and require judgment, include the projected timing and amount of future cash flows, estimated probability of completing future development projects as well as discount rates.

NEXTERA ENERGY, INC. AND FLORIDA POWER & LIGHT COMPANY
NOTES TO CONSOLIDATED FINANCIAL STATEMENTS (Continued)

Fair Value of Financial Instruments Recorded at Other than Fair Value – The carrying amounts of commercial paper and other short-term debt approximate their fair values. The carrying amounts and estimated fair values of other financial instruments recorded at other than fair value are as follows:

	December 31, 2024		December 31, 2023	
	Carrying Amount	Estimated Fair Value	Carrying Amount	Estimated Fair Value
(millions)				
NEE:				
Special use funds ^(a)	\$ 1,342	\$ 1,343	\$ 1,186	\$ 1,187
Other receivables, net of allowances ^(b)	\$ 629	\$ 629	\$ 777	\$ 777
Long-term debt, including current portion	\$ 80,446	\$ 76,428 ^(c)	\$ 68,306	\$ 64,103 ^(c)
FPL:				
Special use funds ^(a)	\$ 915	\$ 916	\$ 856	\$ 856
Long-term debt, including current portion	\$ 26,745	\$ 24,718 ^(c)	\$ 25,274	\$ 23,436 ^(c)

- (a) Primarily represents investments accounted for under the equity method and loans not measured at fair value on a recurring basis (Level 2).
(b) Approximately \$396 million and \$567 million is included in current other assets and \$233 million and \$210 million is included in noncurrent other assets on NEE's consolidated balance sheets at December 31, 2024 and 2023, respectively (primarily Level 3).
(c) At December 31, 2024 and 2023, substantially all is Level 2 for NEE and FPL.

Special Use Funds and Other Investments Carried at Fair Value – The special use funds noted above and those carried at fair value (see Recurring Non-Derivative Fair Value Measurements above) consist primarily of NEE's nuclear decommissioning fund assets of approximately \$9,799 million (\$6,874 million for FPL) and \$8,697 million (\$6,049 million for FPL) at December 31, 2024 and 2023, respectively. The investments held in the special use funds and other investments consist of equity and available for sale debt securities which are primarily carried at estimated fair value. The amortized cost of debt securities is approximately \$3,720 million (\$1,780 million for FPL) and \$3,329 million (\$1,693 million for FPL) at December 31, 2024 and 2023, respectively. Debt securities included in the nuclear decommissioning funds have a weighted-average maturity at December 31, 2024 of approximately nine years at both NEE and FPL. Other investments primarily consist of debt securities with a weighted-average maturity at December 31, 2024 of approximately eight years. The cost of securities sold is determined using the specific identification method.

Unrealized gains (losses) recognized on equity securities held at December 31, 2024, 2023 and 2022 are as follows:

	NEE			FPL		
	Years Ended December 31,			Years Ended December 31,		
	2024	2023	2022	2024	2023	2022
(millions)						
Unrealized gains (losses)	\$ 917	\$ 881	\$ (1,028)	\$ 668	\$ 598	\$ (677)

Realized gains and losses and proceeds from the sale or maturity of available for sale debt securities are as follows:

	NEE			FPL		
	Years Ended December 31,			Years Ended December 31,		
	2024	2023	2022	2024	2023	2022
(millions)						
Realized gains	\$ 53	\$ 229	\$ 36	\$ 46	\$ 35	\$ 24
Realized losses	\$ 86	\$ 169	\$ 141	\$ 71	\$ 147	\$ 111
Proceeds from sale or maturity of securities	\$ 2,874	\$ 2,380	\$ 2,207	\$ 2,274	\$ 1,921	\$ 1,371

NEXTERA ENERGY, INC. AND FLORIDA POWER & LIGHT COMPANY
NOTES TO CONSOLIDATED FINANCIAL STATEMENTS (Continued)

The unrealized gains and unrealized losses on available for sale debt securities and the fair value of available for sale debt securities in an unrealized loss position are as follows:

	NEE		FPL	
	December 31,		December 31,	
	2024	2023	2024	2023
	(millions)			
Unrealized gains	\$ 25	\$ 41	\$ 16	\$ 31
Unrealized losses ^(a)	\$ 119	\$ 134	\$ 61	\$ 71
Fair value	\$ 2,224	\$ 862	\$ 1,160	\$ 972

(a) Unrealized losses on available for sale debt securities in an unrealized loss position for greater than twelve months at December 31, 2024 and 2023 were not material to NEE or FPL.

Regulations issued by the FERC and the NRC provide general risk management guidelines to protect nuclear decommissioning funds and to allow such funds to earn a reasonable return. The FERC regulations prohibit, among other investments, investments in any securities of NEE or its subsidiaries, affiliates or associates, excluding investments tied to market indices or mutual funds. Similar restrictions applicable to the decommissioning funds for NEE's nuclear plants are included in the NRC operating licenses for those facilities or in NRC regulations applicable to NRC licensees not in cost-of-service environments. With respect to the decommissioning fund for Seabrook, decommissioning fund contributions and withdrawals are also regulated by the NDFC pursuant to New Hampshire law.

The nuclear decommissioning reserve funds are managed by investment managers who must comply with the guidelines of NEE and FPL and the rules of the applicable regulatory authorities. The funds' assets are invested giving consideration to taxes, liquidity, risk, diversification and other prudent investment objectives.

Nonrecurring Fair Value Measurements – NEE tests its equity method investments for impairment whenever events or changes in circumstances indicate that the fair value of the investment is less than the carrying value. Indicators of impairment may include, among other things, an observable market price below NEE's carrying value. Investments that are OTTI are written down to their estimated fair value on the reporting date and an impairment loss is recognized.

NextEra Energy Resources owns a noncontrolling interest in XPLR, primarily through its limited partner interest in XPLR Infrastructure Operating Partners, LP (XPLR OpCo), and accounts for this ownership interest as an equity method investment. During the preparation of NEE's December 31, 2024 financial statements, it was determined that NextEra Energy Resources' investment in XPLR was OTTI as a result of a significant decline in trading price of XPLR's common units. The impairment reflected NEE's fair value analysis using the market approach and the observable trading price of XPLR's common units at December 31, 2024 of \$17.80. When making the OTTI determination, NEE considered, among other things, the extent to which the publicly traded unit price was less than cost. Based on the fair value analysis, the equity method investment with a carrying amount of approximately \$2.6 billion was written down to its estimated fair value of approximately \$1.8 billion, resulting in an impairment charge of \$0.8 billion (\$0.6 billion after tax), which is recorded in equity in earnings (losses) of equity method investees in NEE's consolidated statements of income for the year ended December 31, 2024. In January 2025, XPLR announced a strategic repositioning, including suspension of the distribution to common unit holders for an indefinite period. This has resulted in the trading price of XPLR's common units to trade below the December 31, 2024 trading price. Should NEE determine, based on future analysis which includes the current and future trading prices of XPLR's common units, that an additional impairment is other-than-temporary, an impairment loss would be recorded, which would impact NEE's consolidated statement of income.

During the preparation of NEE's September 30, 2023 financial statements, it was determined that NextEra Energy Resources' investment in XPLR was OTTI as a result of a significant decline in trading price of XPLR's common units during the final three trading days of the third quarter of 2023 following the announcement of a decrease in XPLR's distribution growth rate expectations. The impairment reflected NEE's fair value analysis using the market approach and the observable trading price of XPLR's common units at September 30, 2023 of \$29.70. When making the OTTI determination, NEE considered, among other things, the extent to which the publicly traded unit price was less than cost. Based on the fair value analysis, the equity method investment with a carrying amount of approximately \$4.2 billion was written down to its estimated fair value of approximately \$3.0 billion, resulting in an impairment charge of \$1.2 billion (\$0.9 billion after tax), which is recorded in equity in earnings (losses) of equity method investees in NEE's consolidated statements of income for the year ended December 31, 2023.

During the first quarter of 2022, NextEra Energy Resources recorded an impairment charge of approximately \$0.8 billion (\$0.6 billion after tax) related to an investment in Mountain Valley Pipeline, LLC (Mountain Valley Pipeline), which is reflected in equity in earnings (losses) of equity method investees in NEE's consolidated statements of income for the year ended December 31, 2022. The impairment reflected NextEra Energy Resources' fair value analysis based on the market approach and considered legal and regulatory challenges to the completion of construction and the resulting economic outlook for the pipeline. This impairment charge resulted in the complete write off of NextEra Energy Resources' equity method investment carrying

NEXTERA ENERGY, INC. AND FLORIDA POWER & LIGHT COMPANY
NOTES TO CONSOLIDATED FINANCIAL STATEMENTS (Continued)

amount as of March 31, 2022 of approximately \$0.6 billion, as well as the recording of a liability of approximately \$0.2 billion which reflected NextEra Energy Resources' share of estimated future dismantlement costs.

The Mountain Valley Pipeline fair value estimate was based on a probability-weighted earnings before interest, taxes, depreciation and amortization (EBITDA) multiple valuation technique using a market participant view of the potential different outcomes for the investment. As part of the valuation, NextEra Energy Resources used observable inputs where available, including the EBITDA multiples of recent pipeline transactions. Significant unobservable inputs (Level 3), including the probabilities assigned to the different potential outcomes, the forecasts of operating revenues and costs, and the projected capital expenditures to complete the project, were also used in the estimation of fair value. An increase in the revenue forecasts, a decrease in the projected operating or capital expenditures or an increase in the probability assigned to the full pipeline being completed would result in an increased fair market value. Changes in the opposite direction of those unobservable inputs would result in a decreased fair market value.

5. Income Taxes

The components of income taxes are as follows:

	NEE			FPL		
	Years Ended December 31,			Years Ended December 31,		
	2024	2023	2022	2024	2023	2022
	(millions)					
Federal:						
Current	\$ 208	\$ 507	\$ 11	\$ 252	\$ 990	\$ 3
Deferred	(150)	368	497	422	(179)	684
Total federal	58	875	508	674	811	687
State:						
Current	126	161	41	116	294	2
Deferred	155	(30)	37	180	18	258
Total state	281	131	78	296	312	260
Total income taxes	\$ 339	\$ 1,006	\$ 586	\$ 970	\$ 1,123	\$ 947

A reconciliation between the effective income tax rates and the applicable statutory rate is as follows:

	NEE			FPL		
	Years Ended December 31,			Years Ended December 31,		
	2024	2023	2022	2024	2023	2022
Statutory federal income tax rate	21.0 %	21.0 %	21.0 %	21.0 %	21.0 %	21.0 %
Increases (reductions) resulting from:						
State income taxes – net of federal income tax benefit	3.7	1.4	1.6	4.3	4.3	4.4
Taxes attributable to noncontrolling interests	4.3	3.0	4.9	—	—	—
Renewable energy tax credits	(19.9)	(8.3)	(6.8)	(4.3)	(2.0)	(1.1)
Amortization of deferred regulatory credit	(2.7)	(2.5)	(4.8)	(3.0)	(3.2)	(4.0)
Other – net	(0.8)	(0.8)	(0.6)	(0.4)	(0.3)	0.1
Effective income tax rate	5.6 %	13.8 %	15.3 %	17.6 %	19.8 %	20.4 %

NEXTERA ENERGY, INC. AND FLORIDA POWER & LIGHT COMPANY
NOTES TO CONSOLIDATED FINANCIAL STATEMENTS (Continued)

The income tax effects of temporary differences giving rise to consolidated deferred income tax liabilities and assets are as follows:

	NEE		FPL	
	December 31,		December 31,	
	2024	2023	2024	2023
	(millions)			
Deferred tax liabilities:				
Property-related	\$ 11,558	\$ 10,910	\$ 9,272	\$ 8,563
Pension	637	609	495	470
Investments in partnerships and joint ventures	2,534	2,459	3	3
Other	2,168	2,126	1,463	1,431
Total deferred tax liabilities	16,897	16,104	11,233	10,467
Deferred tax assets and valuation allowance:				
Decommissioning reserves	307	314	331	314
Net operating loss carryforwards	233	262	—	2
Tax credit carryforwards	3,057	3,674	—	—
ARO and accrued asset removal costs	233	227	116	111
Regulatory liabilities	1,153	1,237	1,129	1,212
Other	652	714	219	288
Valuation allowance ^(a)	(266)	(240)	—	—
Net deferred tax assets	5,369	6,188	1,795	1,927
Net deferred income taxes	\$ 11,528	\$ 9,916	\$ 9,438	\$ 8,540

(a) Reflects valuation allowances related to deferred state tax credits and state operating loss carryforwards.

Deferred tax assets and liabilities are included on the consolidated balance sheets as follows:

	NEE		FPL	
	December 31,		December 31,	
	2024	2023	2024	2023
	(millions)			
Noncurrent other assets	\$ 221	\$ 22	—	\$ 2
Deferred income taxes – noncurrent liabilities	(11,749)	(10,142)	(9,438)	(8,542)
Net deferred income taxes	\$ (11,528)	\$ (9,916)	\$ (9,438)	\$ (8,540)

The components of NEE's deferred tax assets relating to net operating loss carryforwards and tax credit carryforwards at December 31, 2024 are as follows:

	Amount	Expiration Dates
	(millions)	
Net operating loss carryforwards:		
Federal	\$ 1	Indefinite
State	214 ^(a)	2025 – 2044
Foreign	18 ^(b)	2028 – 2044
Net operating loss carryforwards	\$ 233	
Tax credit carryforwards:		
Federal	\$ 2,680	2036 – 2046
State	371 ^(c)	2025 – 2044
Foreign	6	2034 – 2044
Tax credit carryforwards	\$ 3,057	

(a) Includes \$78 million of net operating loss carryforwards with an indefinite expiration period.

(b) Includes \$1 million of net operating loss carryforwards with an indefinite expiration period.

(c) Includes \$192 million of renewable energy tax credit carryforwards with an indefinite expiration period.

NEXTERA ENERGY, INC. AND FLORIDA POWER & LIGHT COMPANY
NOTES TO CONSOLIDATED FINANCIAL STATEMENTS (Continued)

6. Acquisitions

RNG Acquisition – On March 21, 2023, a wholly owned subsidiary of NextEra Energy Resources acquired a portfolio of renewable energy projects from the owners of Energy Power Partners Fund I, L.P. and North American Sustainable Energy Fund, L.P., as well as the related service provider (RNG acquisition). The portfolio primarily consisted of 31 biogas projects, one of which is an operating renewable natural gas facility and the others of which are primarily operating landfill gas-to-electric facilities. The purchase price included approximately \$1.1 billion in cash consideration and the assumption of approximately \$34 million of debt, excluding post-closing adjustments.

Under the acquisition method, the purchase price was allocated to the assets acquired and liabilities assumed based on their fair value. NEE acquired identifiable assets of approximately \$1.3 billion, primarily relating to property, plant and equipment and intangible assets associated with biogas rights agreements and above-market purchased power agreements, and assumed liabilities of approximately \$0.3 billion and noncontrolling interests of approximately \$0.1 billion. The excess of the purchase price over the fair value of assets acquired and liabilities assumed resulted in approximately \$0.3 billion of goodwill which has been recognized on NEE's consolidated balance sheets, of which approximately \$0.2 billion is expected to be deductible for tax purposes. Goodwill associated with the RNG acquisition is reflected within NEER and, for impairment testing, is included in the clean energy assets reporting unit. The goodwill arising from the transaction represents expected benefits of synergies and expansion opportunities for NEE's clean energy businesses.

7. Property, Plant and Equipment

Property, plant and equipment consists of the following at December 31:

	NEE		FPL	
	2024	2023	2024	2023
	(millions)			
Electric plant in service and other property	\$ 151,677	\$ 139,049	\$ 87,596	\$ 79,801
Nuclear fuel	1,676	1,564	1,140	1,125
Construction work in progress	21,658	18,652	7,214	8,311
Property, plant and equipment, gross	175,011	159,265	95,950	89,237
Accumulated depreciation and amortization	(36,159)	(33,489)	(19,784)	(18,629)
Property, plant and equipment – net	\$ 138,852	\$ 125,776	\$ 76,166	\$ 70,608

FPL – At December 31, 2024, FPL's gross investment in electric plant in service and other property for the electric generation, transmission, distribution and general facilities of FPL represented approximately 43%, 14%, 36% and 7%, respectively; the respective amounts at December 31, 2023 were 43%, 14%, 36% and 7%. Substantially all of FPL's properties are subject to the lien of FPL's mortgage, which secures most debt securities issued by FPL. The weighted annual composite depreciation and amortization rate for FPL's electric plant in service, including capitalized software, but excluding the effects of decommissioning, dismantlement and the depreciation adjustments discussed in the following sentences, was approximately 3.5%, 3.4% and 3.6% for 2024, 2023 and 2022, respectively. In accordance with the 2021 rate agreement (see Note 1 – Rate Regulation – Base Rates Effective January 2022 through December 2025), FPL recorded reserve amortization in 2024 and 2023 of approximately \$328 million and \$227 million, respectively. In 2022, FPL recorded a one-time reserve amortization adjustment of approximately \$114 million, as required under the 2021 rate agreement, 50% of which was used to reduce the capital recovery regulatory asset balance and the other 50% to increase the storm reserve regulatory liability (see Note 1 – Storm Funds, Storm Reserves and Storm Cost Recovery). During 2024, 2023 and 2022, FPL recorded AFUDC of approximately \$245 million, \$190 million and \$136 million, respectively, including the equity component of AFUDC of approximately \$189 million, \$155 million and \$105 million, respectively.

NEER – At December 31, 2024, wind, solar, nuclear and rate-regulated transmission facilities represented approximately 45%, 23%, 6% and 5%, respectively, of NEER's depreciable electric plant in service and other property; the respective amounts at December 31, 2023 were 47%, 18%, 6% and 6%. The estimated useful lives of NEER's plants are primarily 30 to 35 years for wind facilities, 30 to 35 years for solar facilities, 23 to 47 years for nuclear facilities and 40 years for rate-regulated transmission facilities. NEER's natural gas and oil production assets represented approximately 15% and 16% of NEER's depreciable electric plant in service and other property at December 31, 2024 and 2023, respectively. A number of NEER's generation and regulated transmission facilities are encumbered by liens securing various financings. The net book value of NEER's assets serving as collateral was approximately \$30.1 billion at December 31, 2024. Interest capitalized on construction projects amounted to approximately \$439 million, \$310 million and \$172 million during 2024, 2023 and 2022, respectively.

NEXTERA ENERGY, INC. AND FLORIDA POWER & LIGHT COMPANY
NOTES TO CONSOLIDATED FINANCIAL STATEMENTS (Continued)

Jointly-Owned Electric Plants – Certain NEE subsidiaries own undivided interests in the jointly-owned facilities described below, and are entitled to a proportionate share of the output from those facilities. The subsidiaries are responsible for their share of the operating costs, as well as providing their own financing. Accordingly, each subsidiary's proportionate share of the facilities and related revenues and expenses is included in the appropriate balance sheet and statement of income captions. NEE's and FPL's respective shares of direct expenses for these facilities are included in fuel, purchased power and interchange expense, O&M expenses, depreciation and amortization expense and taxes other than income taxes and other – net in NEE's and FPL's consolidated statements of income.

NEE's and FPL's proportionate ownership interest in jointly-owned facilities is as follows:

		December 31, 2024			
	Approximate Ownership Interest	Gross Investment ^(a)	Accumulated Depreciation ^(a)	Construction Work in Progress	
			(millions)		
FPL:					
St. Lucie Unit No. 2	85 %	\$ 2,348	\$ 1,004	\$ 165	
Scherer Unit No. 3	25 %	\$ 413	\$ 194	\$ 1	
NEER:					
Seabrook	88 %	\$ 1,434	\$ 556	\$ 111	
Wyman Station Unit No. 4	91 %	\$ 36	\$ 15	\$ —	
Stanton	65 %	\$ 143	\$ 37	\$ 2	
Transmission substation assets located in Seabrook, New Hampshire	88 %	\$ 168	\$ 27	\$ 1	

(a) Excludes nuclear fuel.

8. Equity Method Investments

At December 31, 2024 and 2023, NEE's equity method investments totaled approximately \$6,118 million and \$6,156 million, respectively. At December 31, 2024, the principal entities included in investment in equity method investees on NEE's consolidated balance sheet were XPLR, Mountain Valley Pipeline (see Note 4 – Nonrecurring Fair Value Measurements), the renewable assets joint venture (Nitro Renewables Holdings, LLC) (see Note 1 – Disposal of Businesses/Assets), Emerald Breeze Holdings, LLC, the pipeline joint venture (SE Pipeline Holdings, LLC) (see Note 1 – Disposal of Businesses/Assets) and Silver State South Solar, LLC. Principal entities at December 31, 2023 were XPLR, Mountain Valley Pipeline and Sabal Trail Transmission, LLC (see Note 15 – Contracts). As of December 31, 2024, NEE's interest in the principal entities range from approximately 33.3% to 85.0%, and these entities primarily own electric generation facilities or natural gas pipelines.

Summarized combined information for these principal entities is as follows:

	2024	2023
	(millions)	
Operating revenue	\$ 2,121	\$ 1,565
Operating income (loss)	\$ (51)	\$ 291
Net income ^(a)	\$ 152	\$ 839
Total assets	\$ 38,929	\$ 34,415
Total liabilities	\$ 10,677	\$ 10,351
Partners'/members' equity ^(b)	\$ 28,288	\$ 24,064
NEE's share of underlying equity in the principal entities	\$ 6,118	\$ 6,156
Difference between investment carrying amount and underlying equity in net assets ^(c)	(1,677)	(1,205)
NEE's investment carrying amount for the principal entities	\$ 4,501	\$ 4,953

(a) In 2023, includes approximately \$450 million of income from discontinued operations related to XPLR's sale of natural gas pipelines in December 2023. The income from discontinued operations includes \$375 million of net gain on disposal.

(b) Reflects NEE's interest, as well as third-party interests, in XPLR.

(c) In 2024 and 2023, approximately \$(2.2) billion and \$(2.4) billion, respectively, is associated with Mountain Valley Pipeline, primarily reflecting impairment charges in 2022 and 2020. In addition, approximately \$0.3 billion in 2024 and \$1.1 billion in 2023 is associated with XPLR. The difference for 2024 reflects the approximately \$0.8 billion impairment charge in 2024 related to NextEra Energy Resources' investment in XPLR. See Note 4 – Nonrecurring Fair Value Measurements.

Through XPLR OpCo, XPLR owns, or has a partial ownership interest in, a portfolio of contracted renewable energy assets consisting of wind, solar and battery storage projects as well as a contracted natural gas pipeline. NEE has an approximately

NEXTERA ENERGY, INC. AND FLORIDA POWER & LIGHT COMPANY
NOTES TO CONSOLIDATED FINANCIAL STATEMENTS (Continued)

52.6% noncontrolling interest in XPLR, primarily through its limited partner interest in XPLR OpCo, and accounts for its ownership interest in XPLR as an equity method investment. NextEra Energy Resources operates essentially all of the energy projects owned by XPLR and provides services to XPLR under various related party operations and maintenance, administrative and management services agreements (service agreements). NextEra Energy Resources is also party to a cash sweep and credit support (CSCS) agreement with a subsidiary of XPLR. At December 31, 2024 and 2023, the cash sweep amounts (due to XPLR and its subsidiaries) held in accounts belonging to NextEra Energy Resources or its subsidiaries were approximately \$127 million and \$1,511 million, respectively, and are included in accounts payable. Fee income related to the CSCS agreement and the service agreements totaled approximately \$18 million, \$59 million and \$174 million for the years ended December 31, 2024, 2023 and 2022, respectively, and is included in operating revenues in NEE's consolidated statements of income. Amounts due from XPLR of approximately \$159 million and \$84 million are included in other receivables and \$128 million and \$114 million are included in noncurrent other assets at December 31, 2024 and 2023, respectively. NEECH or NextEra Energy Resources guaranteed or provided indemnifications, letters of credit or surety bonds totaling approximately \$1.3 billion at December 31, 2024 primarily related to obligations on behalf of XPLR's subsidiaries with maturity dates ranging from 2025 to 2059, including certain project performance obligations and obligations under financing and interconnection agreements. Payment guarantees and related contracts with respect to unconsolidated entities for which NEE or one of its subsidiaries are the guarantor are recorded on NEE's consolidated balance sheets at fair value. At December 31, 2024, approximately \$58 million related to the fair value of the credit support provided under the CSCS agreement is recorded as noncurrent other liabilities on NEE's consolidated balance sheet.

During 2024, 2023 and 2022, certain services, primarily engineering, construction, transportation, storage and maintenance services, were provided to subsidiaries of NEE by related parties that NEE accounts for under the equity method of accounting. Charges for these services amounted to approximately \$749 million, \$656 million and \$579 million for the years ended December 31, 2024, 2023 and 2022, respectively.

9. Variable Interest Entities (VIEs)

NEER – At December 31, 2024, NEE consolidates a number of VIEs within the NEER segment. Subsidiaries within the NEER segment are considered the primary beneficiary of these VIEs since they control the most significant activities of these VIEs, including operations and maintenance, and they have the obligation to absorb expected losses of these VIEs.

Eight indirect subsidiaries of NextEra Energy Resources have an ownership interest ranging from approximately 50% to 67% in entities which own and operate solar generation facilities with generating capacity of approximately 765 MW. Each of the subsidiaries is considered a VIE since the non-managing members have no substantive rights over the managing members, and is consolidated by NextEra Energy Resources. These entities sell their electric output to third parties under power sales contracts with expiration dates ranging from 2035 through 2052. These entities have third-party debt which is secured by liens against the assets of the entities. The debt holders have no recourse to the general credit of NextEra Energy Resources for the repayment of debt. The assets and liabilities of these VIEs were approximately \$1,708 million and \$520 million, respectively, at December 31, 2024. There were eight of these consolidated VIEs at December 31, 2023 and the assets and liabilities of those VIEs at such date totaled approximately \$1,796 million and \$1,085 million, respectively. At December 31, 2024 and 2023, the assets and liabilities of these VIEs consisted primarily of property, plant and equipment and long-term debt.

NextEra Energy Resources consolidates a VIE which has a 10% direct ownership interest in wind and solar generation facilities which have the capability of producing approximately 400 MW and 599 MW, respectively. These entities sell their electric output under power sales contracts to third parties with expiration dates ranging from 2025 through 2040. These entities are also considered a VIE because the holders of differential membership interests in these entities do not have substantive rights over the significant activities of these entities. The assets and liabilities of the VIE were approximately \$1,346 million and \$76 million, respectively, at December 31, 2024, and \$1,434 million and \$79 million, respectively, at December 31, 2023. At December 31, 2024 and 2023, the assets of this VIE consisted primarily of property, plant and equipment.

NextEra Energy Resources consolidates 30 VIEs that primarily relate to certain subsidiaries which have sold differential membership interests in entities which own and operate wind generation, solar generation and battery storage facilities with generating/storage capacity of approximately 10,446 MW, 3,485 MW and 1,719 MW, respectively, and own wind generation and battery storage facilities that, upon completion of construction, which is anticipated in 2025, are expected to have generating/storage capacity of approximately 412 MW and 200 MW, respectively. These entities sell, or will sell, their electric output either under power sales contracts to third parties with expiration dates ranging from 2025 through 2054 or in the spot market. These entities are considered VIEs because the holders of differential membership interests do not have substantive rights over the significant activities of these entities. NextEra Energy Resources has financing obligations with respect to these entities, including third-party debt which is secured by liens against the generation facilities and the other assets of these entities or by pledges of NextEra Energy Resources' ownership interest in these entities. The debt holders have no recourse to the general credit of NextEra Energy Resources for the repayment of debt. The assets and liabilities of these VIEs totaled approximately \$23,902 million and \$1,546 million, respectively, at December 31, 2024. There were 33 of these consolidated VIEs at December 31, 2023 and the assets and liabilities of those VIEs at such date totaled approximately \$24,250 million and \$3,148

**NEXTERA ENERGY, INC. AND FLORIDA POWER & LIGHT COMPANY
NOTES TO CONSOLIDATED FINANCIAL STATEMENTS (Continued)**

million, respectively. At December 31, 2024 and 2023, the assets and liabilities of these VIEs consisted primarily of property, plant and equipment and accounts payable.

Other – At December 31, 2024 and 2023, several NEE subsidiaries had investments totaling approximately \$5,848 million (\$4,506 million at FPL) and \$4,962 million (\$3,899 million at FPL), respectively, which are included in special use funds and noncurrent other assets on NEE's consolidated balance sheets and in special use funds on FPL's consolidated balance sheets. These investments represented primarily commingled funds and asset-backed securities. NEE subsidiaries, including FPL, are not the primary beneficiaries and therefore do not consolidate any of these entities because they do not control any of the ongoing activities of these entities, were not involved in the initial design of these entities and do not have a controlling financial interest in these entities.

Certain subsidiaries of NEE have noncontrolling interests in entities accounted for under the equity method, including NEE's noncontrolling interest in XPLR OpCo (see Note 8). These entities are limited partnerships or similar entity structures in which the limited partners or non-managing members do not have substantive rights over the significant activities of these entities, and therefore are considered VIEs. NEE is not the primary beneficiary because it does not have a controlling financial interest in these entities, and therefore does not consolidate any of these entities. NEE's investment in these entities totaled approximately \$3,315 million and \$3,913 million at December 31, 2024 and 2023, respectively. At December 31, 2024, subsidiaries of NEE had guarantees related to certain obligations of one of these entities, as well as commitments to invest an additional approximately \$175 million in several of these entities. See further discussion of such guarantees and commitments in Note 15 – Commitments and – Contracts, respectively.

10. Leases

NEE has operating and finance leases primarily related to land use agreements that convey exclusive use of the land during the arrangement for certain of its renewable energy projects and substations, as well as buildings and equipment. Operating and finance leases primarily have fixed payments with expected expiration dates ranging from 2025 to 2083, with the exception of operating leases related to three land use agreements with an expiration date of 2106, some of which include options to extend the leases up to 34 years and some have options to terminate at NEE's discretion. At December 31, 2024, NEE's ROU assets and lease liabilities for operating leases totaled approximately \$372 million and \$387 million, respectively; the respective amounts at December 31, 2023 were \$396 million and \$412 million. At December 31, 2024, NEE's ROU assets and lease liabilities for finance leases totaled approximately \$826 million and \$840 million, respectively; the respective amounts at December 31, 2023 were \$440 million and \$444 million. NEE's lease liabilities at December 31, 2024 and 2023 were calculated using a weighted-average incremental borrowing rate at the lease inception of 3.83% and 3.96%, respectively, for operating leases and 4.92% and 4.32%, respectively, for finance leases, and a weighted-average remaining lease term of 44 years and 44 years, respectively, for operating leases and 33 years and 32 years, respectively, for finance leases. At December 31, 2024, expected lease payments over the remaining terms of the leases were approximately \$2.6 billion with no one year being material. Operating and finance lease-related amounts were not material to NEE's consolidated statements of income or cash flows for the periods presented.

NEE has operating and sales-type leases primarily related to certain battery storage facilities and a natural gas and oil electric generation facility that sell their electric output under power sales agreements to third parties which provide the customers the ability to dispatch the facilities. At December 31, 2024, the power sales agreements have expiration dates from 2026 to 2044 and NEE expects to receive approximately \$3.9 billion of lease payments over the remaining terms of the power sales agreements with no one year being material. Operating and sales-type lease-related amounts were not material to NEE's consolidated statements of income or balance sheets for the periods presented.

11. Asset Retirement Obligations

NEE's AROs relate primarily to decommissioning obligations of FPL's and NEER's nuclear units and to obligations for the dismantlement of certain of NEER's wind and solar facilities. For NEE's rate-regulated operations, including FPL, the accounting provisions result in timing differences in the recognition of legal asset retirement costs for financial reporting purposes and the method the regulator allows for recovery in rates. See Note 1 – Rate Regulation and – Decommissioning of Nuclear Plants, Dismantlement of Plants and Other Accrued Asset Removal Costs.

NEXTERA ENERGY, INC. AND FLORIDA POWER & LIGHT COMPANY
NOTES TO CONSOLIDATED FINANCIAL STATEMENTS (Continued)

A rollforward of NEE's and FPL's AROs is as follows:

	NEE	FPL
	(millions)	(millions)
Balances, December 31, 2022	\$ 3,328	\$ 2,176
Liabilities incurred	100	—
Accretion expense	154	84
Liabilities settled	(90) ^(a)	(66)
Revision in estimated cash flows – net	(55)	(24)
Balances, December 31, 2023	3,437 ^(b)	2,170 ^(b)
Liabilities incurred	157	56
Accretion expense	165	87
Liabilities settled	(75) ^(a)	(31)
Revision in estimated cash flows – net	14	13
Balances, December 31, 2024	<u>\$ 3,698 ^(b)</u>	<u>\$ 2,295 ^(b)</u>

(a) Includes approximately \$39 million and \$18 million related to sales of businesses and assets during the years ending December 31, 2024 and 2023, respectively. See Note 1 – Disposal of Businesses/Assets.

(b) Includes the current portion of AROs as of December 31, 2024 and 2023 of approximately \$27 million (\$19 million for FPL) and \$34 million (\$27 million for FPL), respectively, which are included in current other liabilities on NEE's and FPL's consolidated balance sheets.

Restricted funds for the payment of future expenditures to decommission NEE's and FPL's nuclear units included in special use funds on NEE's and FPL's consolidated balance sheets are presented below (see Note 4). Duane Arnold is in a deferred decommissioning and was granted an exemption from the NRC, which allows for use of the funds for certain other site restoration activities in addition to decommissioning obligations recorded as AROs.

	NEE	FPL
	(millions)	(millions)
Balances, December 31, 2024	\$ 9,799	\$ 6,874
Balances, December 31, 2023	\$ 8,697	\$ 6,049

NEE and FPL have identified but not recognized ARO liabilities related to the majority of their electric transmission and distribution assets and pipelines resulting from easements over property not owned by NEE or FPL. These easements are generally perpetual and only require retirement action upon abandonment or cessation of use of the property or facility for its specified purpose. The related ARO liability is not estimable for such easements as NEE and FPL intend to use these properties indefinitely. In the event NEE or FPL decide to abandon or cease the use of a particular easement, an ARO liability would be recorded at that time.

12. Employee Retirement Benefits

Employee Pension Plan and Other Benefits Plans – NEE sponsors a qualified noncontributory defined benefit pension plan for substantially all employees of NEE and its subsidiaries. NEE also has a supplemental executive retirement plan (SERP), which includes a non-qualified supplemental defined benefit pension component that provides benefits to a select group of management and highly compensated employees, and sponsors a contributory postretirement plan for other benefits for retirees of NEE and its subsidiaries meeting certain eligibility requirements. The total accrued benefit cost of the SERP and postretirement plans is approximately \$212 million (\$86 million for FPL) and \$231 million (\$101 million for FPL) at December 31, 2024 and 2023, respectively.

NEXTERA ENERGY, INC. AND FLORIDA POWER & LIGHT COMPANY
NOTES TO CONSOLIDATED FINANCIAL STATEMENTS (Continued)

Pension Plan Assets, Benefit Obligations and Funded Status – The changes in assets, benefit obligations and the funded status of the pension plan are as follows:

	2024	2023
	(millions)	
Change in pension plan assets:		
Fair value of plan assets at January 1	\$ 4,897	\$ 4,543
Actual return on plan assets	469	591
Benefit payments	(245)	(237)
Fair value of plan assets at December 31	<u>\$ 5,121</u>	<u>\$ 4,897</u>
Change in pension benefit obligation:		
Obligation at January 1	\$ 2,785	\$ 2,711
Service cost	71	64
Interest cost	131	132
Special termination benefit ^(a)	27	—
Plan amendments	(3)	—
Actuarial losses (gains) – net ^(b)	(141)	115
Benefit payments	(245)	(237)
Obligation at December 31 ^(c)	<u>\$ 2,625</u>	<u>\$ 2,785</u>
Funded status:		
Prepaid pension benefit costs at NEE at December 31	<u>\$ 2,496</u>	<u>\$ 2,112</u>
Prepaid pension benefit costs at FPL at December 31 ^(d)	<u>\$ 1,954</u>	<u>\$ 1,853</u>

(a) Reflects enhanced early retirement benefit.

(b) Primarily due to the difference in actual versus expected discount rate.

(c) NEE's accumulated pension benefit obligation, which includes no assumption about future salary levels, at December 31, 2024 and 2023 was approximately \$2,553 million and \$2,719 million, respectively.

(d) Reflects FPL's allocated benefits under NEE's pension plan.

NEE's unrecognized amounts included in accumulated other comprehensive income (loss) yet to be recognized as components of prepaid pension benefit costs are as follows:

	2024	2023
	(millions)	
Unrecognized prior service benefit (net of \$1 tax expense and \$1 tax expense, respectively)	\$ 1	\$ 2
Unrecognized losses (net of \$3 tax benefit and \$22 tax benefit, respectively)	(12)	(73)
Total	<u>\$ (11)</u>	<u>\$ 1</u>

NEE's unrecognized losses included in regulatory assets (liabilities) yet to be recognized as components of net prepaid pension benefit costs were \$92 million and \$221 million at December 31, 2024 and 2023, respectively.

The following table provides the assumptions used to determine the benefit obligation for the pension plan. These rates are used in determining net periodic pension income in the following year.

	2024	2023
Discount rate	5.58 %	4.88 %
Salary increase	4.90 %	4.90 %
Weighted-average interest crediting rate	3.88 %	3.89 %

NEE's investment policy for the pension plan recognizes the benefit of protecting the plan's funded status, thereby avoiding the necessity of future employer contributions. Its broad objectives are to achieve a high rate of total return with a prudent level of risk taking while maintaining sufficient liquidity and diversification to avoid large losses and preserve capital over the long term.

The NEE pension plan fund's current target asset allocation, which is expected to be reached over time, is 43% equity investments, 32% fixed income investments, 20% alternative investments and 5% convertible securities. The pension fund's investment strategy emphasizes traditional investments, broadly diversified across the global equity and fixed income markets, using a combination of different investment styles and vehicles. The pension fund's equity and fixed income holdings consist of both directly held securities as well as commingled investment arrangements such as common and collective trusts, pooled separate accounts, registered investment companies and limited partnerships. The pension fund's convertible security assets are principally direct holdings of convertible securities and include a convertible security oriented limited partnership. The pension

NEXTERA ENERGY, INC. AND FLORIDA POWER & LIGHT COMPANY
NOTES TO CONSOLIDATED FINANCIAL STATEMENTS (Continued)

fund's alternative investments consist primarily of private equity and real estate oriented investments in limited partnerships as well as absolute return oriented limited partnerships that use a broad range of investment strategies on a global basis.

The fair value measurements of NEE's pension plan assets by fair value hierarchy level are as follows:

December 31, 2024 ^(a)				
	Quoted Prices in Active Markets for Identical Assets or Liabilities (Level 1)	Significant Other Observable Inputs (Level 2)	Significant Unobservable Inputs (Level 3)	Total
	(millions)			
Equity securities ^(b)	\$ 1,307	\$ 3	\$ 1	\$ 1,311
Equity commingled vehicles ^(c)	—	880	—	880
U.S. Government and municipal bonds	20	4	—	211
Corporate debt securities ^(d)	—	248	—	248
Asset-backed securities ^(e)	—	453	—	453
Debt security commingled vehicles	—	129	—	129
Convertible securities ^(f)	19	262	—	281
Total investments in the fair value hierarchy	\$ 1,533	\$ 1,979	\$ 1	3,513
Total investments measured at net asset value ^(g)				1,608
Total fair value of plan assets				\$ 5,121

- (a) See Note 3 and Note 4 for discussion of fair value measurement techniques and inputs.
(b) Includes foreign investments of \$528 million.
(c) Includes foreign investments of \$186 million.
(d) Includes foreign investments of \$69 million.
(e) Includes foreign investments of \$185 million.
(f) Includes foreign investments of \$28 million.
(g) Includes foreign investments of \$274 million.

December 31, 2023 ^(a)				
	Quoted Prices in Active Markets for Identical Assets or Liabilities (Level 1)	Significant Other Observable Inputs (Level 2)	Significant Unobservable Inputs (Level 3)	Total
	(millions)			
Equity securities ^(b)	\$ 1,444	\$ 5	\$ —	\$ 1,450
Equity commingled vehicles ^(c)	—	754	—	754
U.S. Government and municipal bonds	96	5	—	101
Corporate debt securities ^(d)	—	252	—	252
Asset-backed securities ^(e)	—	500	—	500
Debt security commingled vehicles ^(f)	—	184	—	184
Convertible securities ^(g)	8	247	—	255
Other ^(h)	6	2	—	8
Total investments in the fair value hierarchy	\$ 1,550	\$ 1,940	\$ 1	3,504
Total investments measured at net asset value ⁽ⁱ⁾				1,393
Total fair value of plan assets				\$ 4,897

- (a) See Note 3 and Note 4 for discussion of fair value measurement techniques and inputs.
(b) Includes foreign investments of \$591 million.
(c) Includes foreign investments of \$222 million.
(d) Includes foreign investments of \$72 million.
(e) Includes foreign investments of \$157 million.
(f) Includes foreign investments of \$2 million.
(g) Includes foreign investments of \$21 million.
(h) Includes foreign investments of \$2 million.
(i) Includes foreign investments of \$240 million.

NEXTERA ENERGY, INC. AND FLORIDA POWER & LIGHT COMPANY
NOTES TO CONSOLIDATED FINANCIAL STATEMENTS (Continued)

Expected Cash Flows – The following table provides information about benefit payments expected to be paid by the pension plan for each of the following calendar years (in millions):

2025	\$	221
2026	\$	226
2027	\$	217
2028	\$	216
2029	\$	210
2030 – 2034	\$	1,019

Net Periodic (Income) Cost – The components of net periodic (income) cost for the plans are as follows:

	Pension Benefits			Postretirement Benefits		
	2024	2023	2022	2024	2023	2022
	(millions)					
Service cost	\$ 74	\$ 64	\$ 80	\$ 9	\$ 9	\$ 1
Interest cost	131	132	77	9	9	5
Expected return on plan assets	(405)	(392)	(363)	—	—	—
Amortization of actuarial loss	—	—	—	—	—	3
Amortization of prior service benefit	—	—	(1)	—	—	(4)
Special termination benefit	27	—	52	—	—	—
Benefit plan settlement	—	—	27	—	—	—
Net periodic (income) cost at NEE	<u>\$ (176)</u>	<u>\$ (196)</u>	<u>\$ (122)</u>	<u>\$ 10</u>	<u>\$ 10</u>	<u>\$ 5</u>
Net periodic (income) cost allocated to FPL	<u>\$ (103)</u>	<u>\$ (127)</u>	<u>\$ (76)</u>	<u>\$ 8</u>	<u>\$ 8</u>	<u>\$ 4</u>

Other Comprehensive Income – The components of net periodic income (cost) recognized in OCI for the pension plan are as follows:

	2024	2023	2022
	(millions)		
Prior service benefit (cost) (net of \$0 tax expense and \$0 tax benefit, respectively)	\$ —	\$ 1	\$ (1)
Net gains (losses) (net of \$19 tax expense, \$7 tax expense and \$43 tax benefit, respectively)	60	23	(139)
Amortization of unrecognized losses (net of \$2 tax expense)	—	—	7
Total	<u>\$ 60</u>	<u>\$ 24</u>	<u>\$ (133)</u>

Regulatory Assets – The components of net periodic income recognized during the year in regulatory assets for the pension plan are as follows:

	2024	2023
	(millions)	
Prior service benefit	\$ —	\$ (2)
Unrecognized gains	(129)	(56)
Total	<u>\$ (129)</u>	<u>\$ (58)</u>

The assumptions used to determine net periodic pension income for the pension plan are as follows:

	2024	2023	2022
Discount rate	4.88 %	5.05 %	2.87 %
Salary increase	4.90 %	4.90 %	4.90 %
Expected long-term rate of return, net of investment management fees	8.00 %	8.00 %	7.35 %
Weighted-average interest crediting rate	3.89 %	3.82 %	3.79 %

Employee Contribution Plan – NEE offers an employee retirement savings plan which allows eligible participants to contribute a percentage of qualified compensation through payroll deductions. NEE makes matching contributions to participants' accounts. Defined contribution expense pursuant to this plan was approximately \$83 million, \$78 million and \$68 million for NEE (\$44 million, \$43 million and \$41 million for FPL) for the years ended December 31, 2024, 2023 and 2022, respectively.

NEXTERA ENERGY, INC. AND FLORIDA POWER & LIGHT COMPANY
NOTES TO CONSOLIDATED FINANCIAL STATEMENTS (Continued)

13. Debt

Long-term debt consists of the following:

	December 31,				
	2024		2023		
	Maturity Date	Balance (millions)	Weighted-Average Interest Rate	Balance (millions)	Weighted-Average Interest Rate
FPL:					
First mortgage bonds – fixed	2025-2054	\$ 21,990	4.41 %	\$ 19,790	4.26 %
Pollution control, solid waste disposal and industrial development revenue bonds – variable ^(a)	2027-2054	1,663	2.98 %	1,319	3.75 %
Senior unsecured notes – primarily variable ^{(b)(c)}	2026-2074	3,194	4.30 %	4,027	5.04 %
Other long-term debt – primarily fixed	2026-2046	167	6.08 %	387	4.74 %
Unamortized debt issuance costs and discounts		(269)		(249)	
Total long-term debt of FPL		26,745		25,274	
Less current portion of long-term debt		1,719		1,665	
Long-term debt of FPL, excluding current portion		25,026		23,609	
NEER:					
NextEra Energy Resources:					
Senior secured limited-recourse long-term debt – variable ^{(c)(d)}	2026-2035	8,399	6.47 %	5,943	7.53 %
Senior secured limited-recourse long-term loans – fixed	2029-2049	1,667	5.29 %	2,350	3.45 %
Other long-term debt – primarily variable ^{(c)(d)}	2026-2048	3,231	6.62 %	1,183	7.19 %
NEET – long-term debt – primarily fixed ^(d)	2025-2054	2,058	5.35 %	2,524	5.38 %
Unamortized debt issuance costs, discounts, and premiums		(266)		(174)	
Total long-term debt of NEER		15,089		11,826	
Less current portion of long-term debt		700		1,031	
Long-term debt of NEER, excluding current portion		14,389		10,795	
NEECH:					
Debentures – fixed	2025-2062	24,280	4.29 %	24,365	4.06 %
Debentures – variable ^(c)	2026	600	5.34 %	400	6.40 %
Debentures, related to NEES equity units – fixed	2025-2029	5,500	6.30 %	2,000	4.60 %
Junior subordinated debentures – primarily fixed ^(d)	2054-2082	5,923	5.84 %	3,723	5.47 %
Canadian dollar denominated long-term debt – fixed ^(e)	2034	697	4.85 %	—	— %
Australian dollar denominated long-term debt – fixed ^(e)	2026	308	2.20 %	339	2.20 %
Other long-term debt – fixed ^(e)	2025-2030	1,210	2.73 %	228	1.45 %
Other long-term debt – variable ^(c)	2027	300	5.44 %	300	6.02 %
Unamortized debt issuance costs, discounts, and premiums		(206)		(149)	
Total long-term debt of NEECH		38,612		31,206	
Less current portion of long-term debt		5,642		4,205	
Long-term debt of NEECH, excluding current portion		32,970		27,001	
Total long-term debt		\$ 72,385		\$ 67,405	

- (a) Includes tax exempt bonds that permit individual bondholders to tender the bonds for purchase at any time prior to maturity. In the event these tax exempt bonds are tendered for purchase, they would be remarketed by a designated remarketing agent in accordance with the related indenture. If the remarketing is unsuccessful, FPL would be required to purchase these tax exempt bonds. At December 31, 2024, these tax exempt bonds totaled approximately \$1,663 million. All tax exempt bonds tendered for purchase have been successfully remarketed. FPL's syndicated revolving credit facilities are available to support the purchase of the tax exempt bonds. Variable interest rate is established at various intervals by the remarketing agent.
- (b) At December 31, 2024, includes approximately \$1,979 million of floating rate notes that permit individual noteholders to require repayment at specified dates prior to maturity. FPL's syndicated revolving credit facilities are available to support the purchase of the floating rate notes.
- (c) Variable rate is based on an underlying index plus a specified margin.
- (d) Interest rate contracts, primarily swaps, have been entered into with respect to certain of these debt issuances. See Note 3.
- (e) Foreign currency contracts have been entered into with respect to certain of these debt issuances. See Note 3.

As of December 31, 2024, minimum annual maturities of long-term debt for NEE are approximately \$8,064 million, \$3,358 million, \$11,519 million, \$7,357 million and \$9,919 million for 2025, 2026, 2027, 2028 and 2029, respectively. The respective amounts for FPL are approximately \$1,720 million, \$641 million, \$328 million, \$1,992 million and \$948 million.

At December 31, 2024 and 2023, short-term borrowings had a weighted-average interest rate of 4.82% (4.59% for FPL) and 5.62% (5.50% for FPL), respectively. Subsidiaries of NEE, including FPL, had credit facilities with total capacity at December 31, 2024 of approximately \$22.3 billion (\$4.5 billion for FPL) which provide for the funding of loans and/or issuance of letters of

NEXTERA ENERGY, INC. AND FLORIDA POWER & LIGHT COMPANY
NOTES TO CONSOLIDATED FINANCIAL STATEMENTS (Continued)

credit. At December 31, 2024, letters of credit outstanding under these credit facilities totaled approximately \$3.6 billion (\$4.0 million for FPL). There were no borrowings outstanding under these facilities at December 31, 2024.

NEE has guaranteed certain payment obligations of NEECH, including most of those under NEECH's debt, including all of its debentures and commercial paper issuances, as well as most of its payment guarantees and indemnifications. NEECH has guaranteed certain debt and other obligations of subsidiaries within the NEER segment.

In August 2022, NEECH completed a remarketing of \$1.5 billion aggregate principal amount of its Series J Debentures due September 1, 2024 that were issued in September 2019 as components of equity units issued concurrently by NEE (September 2019 equity units). The debentures were fully and unconditionally guaranteed by NEE. In connection with the remarketing of the debentures, the interest rate on the debentures was reset to 4.255% per year, and interest is payable on March 1 and September 1 of each year, commencing September 1, 2022. In connection with the settlement of the contracts to purchase NEE common stock that were issued as components of the September 2019 equity units, on September 1, 2022, NEE issued approximately 21.6 million shares of common stock in exchange for \$1.5 billion.

In March 2023, NEECH completed a remarketing of \$2.5 billion aggregate principal amount of its Series K Debentures due March 1, 2025 that were issued in February 2020 as components of equity units issued concurrently by NEE (February 2020 equity units). The debentures are fully and unconditionally guaranteed by NEE. In connection with the remarketing of the debentures, the interest rate on the debentures was reset to 6.051% per year, and interest is payable on March 1 and September 1 of each year, commencing September 1, 2023. In connection with the settlement of the contracts to purchase NEE common stock that were issued as components of the February 2020 equity units, on March 1, 2023, NEE issued approximately 33.4 million shares of common stock in exchange for \$2.5 billion.

In August 2023, NEECH completed a remarketing of \$2.0 billion aggregate principal amount of its Series L Debentures due September 1, 2025 that were issued in September 2020 as components of equity units issued concurrently by NEE (September 2020 equity units). The debentures are fully and unconditionally guaranteed by NEE. In connection with the remarketing of the debentures, the interest rate on the debentures was reset to 5.749% per year, and interest is payable on March 1 and September 1 of each year, commencing September 1, 2023. In connection with the settlement of the contracts to purchase NEE common stock that were issued as components of the September 2020 equity units, on September 1, 2023, NEE issued approximately 27.3 million shares of common stock in exchange for \$2.0 billion.

In March 2024, NEECH issued \$1.0 billion principal amount of its exchangeable senior notes due 2027 (the notes). A holder may exchange all or a portion of its notes at any time prior to the maturity date in accordance with the related indenture. Upon exchange, NEECH will pay cash up to the aggregate principal amount of the notes being exchanged and has the right, at its sole discretion, to pay or deliver cash, shares of NEE common stock or a combination of both, in respect of the remainder, if any, of NEECH's exchange obligation in excess of the aggregate principal amount of the notes being exchanged. At December 31, 2024, the exchange rate, which is subject to certain adjustments as set forth in the indenture, is 14.6927 shares of NEE common stock per \$1,000 in principal amount of notes, which is equivalent to an exchange price of approximately \$68.06 per share of NEE common stock.

NEECH used \$52 million of the net proceeds from the sale of the notes to enter into capped call transactions. Under the capped call transactions, NEECH purchased capped call options with an initial strike price of \$68.06 and an initial cap price of \$83.34 in each case per share of NEE common stock and subject to adjustment in certain circumstances. The capped call transactions may be settled with cash or, at NEE's election, with shares of NEE common stock. Any capped call settlement value is expected to offset the value to be delivered upon exchange of the notes as a result of share price improvement up to the cap price.

In September 2022, NEE sold \$2.0 billion of equity units (initially consisting of Corporate Units). Each equity unit has a stated amount of \$50 and consists of a contract to purchase NEE common stock (stock purchase contract) and, initially, a 5% undivided beneficial ownership interest in a Series M Debenture due September 1, 2027, issued in the principal amount of \$1,000 by NEECH. Each stock purchase contract requires the holder to purchase by no later than September 1, 2025 (the final settlement date) for a price of \$50 in cash, a number of shares of NEE common stock (subject to antidilution adjustments) based on a price per share range described in the following sentence. If purchased on the final settlement date, as of December 31, 2024, the number of shares issued per equity unit would (subject to antidilution adjustments) range from 0.5670 shares if the applicable market value of a share of NEE common stock is less than or equal to \$88.88 (the reference price) to 0.4534 shares if the applicable market value of a share is equal to or greater than \$111.10 (the threshold appreciation price), with the applicable market value to be determined using the average closing prices of NEE common stock over a 20-day trading period ending August 27, 2025. Total annual distributions on the equity units are at the rate of 6.926%, consisting of interest on the debentures (4.60% per year) and payments under the stock purchase contracts (2.326% per year). The interest rate on the debentures is expected to be reset on or after March 1, 2025. A holder of an equity unit may satisfy its purchase obligation with proceeds raised from remarketing the NEECH debentures that are part of its equity unit. The undivided beneficial ownership interest in the NEECH debenture that is a component of each Corporate Unit is pledged to NEE to secure the holder's obligation to purchase NEE common stock under the related stock purchase contract. If a successful remarketing does not occur on or before the third business day prior to the final settlement date, and a holder has not notified NEE of its intention to settle the stock purchase

**NEXTERA ENERGY, INC. AND FLORIDA POWER & LIGHT COMPANY
NOTES TO CONSOLIDATED FINANCIAL STATEMENTS (Continued)**

contract with cash, the debentures that are components of the Corporate Units will be used to satisfy in full the holders' obligations to purchase NEE common stock under the related stock purchase contracts on the final settlement date. The debentures are fully and unconditionally guaranteed by NEE.

In June 2024, NEE sold \$2.0 billion of equity units (initially consisting of Corporate Units). Each equity unit has a stated amount of \$50 and consists of a contract to purchase NEE common stock (stock purchase contract) and, initially, a 5% undivided beneficial ownership interest in a Series N Debenture due June 1, 2029, issued in the principal amount of \$1,000 by NEECH. Each stock purchase contract requires the holder to purchase by no later than June 1, 2027 (the final settlement date) for a price of \$50 in cash, a number of shares of NEE common stock (subject to antidilution adjustments), based on a price per share range described in the following sentence. If purchased on the final settlement date, as of December 31, 2024, the number of shares issued per equity unit would (subject to antidilution adjustments) range from 0.6915 shares if the applicable market value of a share of NEE common stock is less than or equal to \$72.31 (the reference price) to 0.5532 shares if the applicable market value of a share is equal to or greater than \$90.38 (the threshold appreciation price), with the applicable market value to be determined using the average closing prices of NEE common stock over a 20-day trading period ending on May 26, 2027. Total annual distributions on the equity units are at the rate of 7.299%, consisting of interest on the debentures (5.15% per year) and payments under the stock purchase contracts (2.149% per year). The interest rate on the debentures is expected to be reset on or after December 1, 2026. A holder of an equity unit may satisfy its purchase obligation with proceeds raised from remarketing the NEECH debentures that are part of its equity unit. The undivided beneficial ownership interest in the NEECH debenture that is a component of each Corporate Unit is pledged to NEE to secure the holder's obligation to purchase NEE common stock under the related stock purchase contract. If a successful remarketing does not occur on or before the third business day prior to the final settlement date, and a holder has not notified NEE of its intention to settle the stock purchase contract with cash, the debentures that are components of the Corporate Units will be used to satisfy in full the holders' obligations to purchase NEE common stock under the related stock purchase contracts on the final settlement date. The debentures are fully and unconditionally guaranteed by NEE.

In October 2024, NEE sold \$1.5 billion of equity units (initially consisting of Corporate Units). Each equity unit has a stated amount of \$50 and consists of a contract to purchase NEE common stock (stock purchase contract) and, initially, a 5% undivided beneficial ownership interest in a Series O Debenture due November 1, 2029, issued in the principal amount of \$1,000 by NEECH. Each stock purchase contract requires the holder to purchase by no later than November 1, 2027 (the final settlement date) for a price of \$50 in cash, a number of shares of NEE common stock (subject to antidilution adjustments), based on a price per share range described in the following sentence. If purchased on the final settlement date, as of December 31, 2024, the number of shares issued per equity unit would (subject to antidilution adjustments) range from 0.6034 shares if the applicable market value of a share of NEE common stock is less than or equal to \$82.87 (the reference price) to 0.4827 shares if the applicable market value of a share is equal to or greater than \$103.58 (the threshold appreciation price), with the applicable market value to be determined using the average closing prices of NEE common stock over a 20-day trading period ending on October 27, 2027. Total annual distributions on the equity units are at the rate of 7.234%, consisting of interest on the debentures (4.635% per year) and payments under the stock purchase contracts (2.599% per year). The interest rate on the debentures is expected to be reset on or after May 1, 2027. A holder of an equity unit may satisfy its purchase obligation with proceeds raised from remarketing the NEECH debentures that are part of its equity unit. The undivided beneficial ownership interest in the NEECH debenture that is a component of each Corporate Unit is pledged to NEE to secure the holder's obligation to purchase NEE common stock under the related stock purchase contract. If a successful remarketing does not occur on or before the third business day prior to the final settlement date, and a holder has not notified NEE of its intention to settle the stock purchase contract with cash, the debentures that are components of the Corporate Units will be used to satisfy in full the holders' obligations to purchase NEE common stock under the related stock purchase contracts on the final settlement date. The debentures are fully and unconditionally guaranteed by NEE.

Prior to the issuance of NEE's common stock, the stock purchase contracts, if dilutive, will be reflected in NEE's diluted earnings per share calculations using the treasury stock method. Under this method, the number of shares of NEE common stock used in calculating diluted earnings per share is deemed to be increased by the excess, if any, of the number of shares that would be issued upon settlement of the stock purchase contracts over the number of shares that could be purchased by NEE in the market, at the average market price during the period, using the proceeds receivable upon settlement.

On February 4, 2025, NEECH sold a total of \$4.5 billion principal amount of its fixed-rate debentures, with interest rates ranging from 4.85% to 5.90% and maturity dates ranging from 2028 to 2055, and \$500 million of its floating-rate debentures due in 2028.

On February 6, 2025, NEECH sold \$1.5 billion principal amount of its Series S Junior Subordinated Debentures due August 15, 2055 and \$1.0 billion principal amount of its Series T Junior Subordinated Debentures due August 15, 2055, bearing interest at a rate of 6.375% to August 15, 2030 and 6.50% to August 15, 2035, respectively, and thereafter will bear interest based on an underlying index plus a specified margin, reset every five years, provided that the interest rate will not be lower than the respective initial interest rate.

NEXTERA ENERGY, INC. AND FLORIDA POWER & LIGHT COMPANY
NOTES TO CONSOLIDATED FINANCIAL STATEMENTS (Continued)

14. Equity

Earnings Per Share – The reconciliation of NEE's basic and diluted earnings per share attributable to NEE is as follows:

	Years Ended December 31,		
	2024	2023	2022
	(millions, except per share amounts)		
Numerator – net income attributable to NEE	\$ 6,946	\$ 7,310	\$ 4,147
Denominator:			
Weighted-average number of common shares outstanding – basic	2,052.9	2,026.1	1,972.6
Equity units, stock options, performance share awards, restricted stock and exchangeable notes ^(a)	6.3	4.7	6.0
Weighted-average number of common shares outstanding assuming dilution	2,059.2	2,030.8	1,978.6
Earnings per share attributable to NEE:			
Basic	\$ 3.38	\$ 3.61	\$ 2.10
Assuming dilution	\$ 3.37	\$ 3.60	\$ 2.10

(a) Calculated primarily using the treasury stock method. Performance share awards are included in diluted weighted-average number of common shares outstanding based upon what would be issued if the end of the reporting period was the end of the term of the award.

Common shares issuable pursuant to equity units, stock options, performance share awards and/or exchangeable notes, as well as restricted stock which were not included in the denominator above due to their antidilutive effect were approximately 33.9 million, 39.1 million and 38.1 million for the years ended December 31, 2024, 2023 and 2022, respectively.

Common Stock Dividend Restrictions – NEE's charter does not limit the dividends that may be paid on its common stock. FPL's mortgage securing FPL's first mortgage bonds contains provisions which, under certain conditions, restrict the payment of dividends and other distributions to NEE. These restrictions do not currently limit FPL's ability to pay dividends to NEE.

Stock-Based Compensation – Net income for the years ended December 31, 2024, 2023 and 2022 includes approximately \$138 million, \$139 million and \$142 million, respectively, of compensation costs and \$29 million, \$26 million and \$20 million, respectively, of income tax benefits related to stock-based compensation arrangements. Compensation cost capitalized for the years ended December 31, 2024, 2023 and 2022 was not material. At December 31, 2024, there were approximately \$207 million of unrecognized compensation costs related to nonvested/nonexercisable stock-based compensation arrangements. These costs are expected to be recognized over a weighted-average period of 2.0 years.

At December 31, 2024, approximately 68 million shares of common stock were authorized for awards to officers, employees and non-employee directors of NEE and its subsidiaries under NEE's: (a) 2021 Long Term Incentive Plan, (b) 2017 Non-Employee Directors Stock Plan and (c) earlier equity compensation plans under which shares are reserved for issuance under existing grants, but no additional shares are available for grant under the earlier plans. NEE satisfies restricted stock and performance share awards by issuing new shares of its common stock or by purchasing shares of its common stock in the open market. NEE satisfies stock option exercises by issuing new shares of its common stock. NEE generally grants most of its stock-based compensation awards in the first quarter of each year.

Restricted Stock and Performance Share Awards – Restricted stock typically vests within three years after the date of grant and is subject to, among other things, restrictions on transferability prior to vesting. The fair value of restricted stock is measured based upon the closing market price of NEE common stock as of the date of grant. Performance share awards are typically payable at the end of a three-year performance period if the specified performance criteria are met. The fair value for the majority of performance share awards is estimated based upon the closing market price of NEE common stock as of the date of grant less the present value of expected dividends, multiplied by an estimated performance multiple which is subsequently trued up based on actual performance.

NEXTERA ENERGY, INC. AND FLORIDA POWER & LIGHT COMPANY
NOTES TO CONSOLIDATED FINANCIAL STATEMENTS (Continued)

The activity in restricted stock and performance share awards for the year ended December 31, 2024 was as follows:

	Shares/Units	Weighted-Average Grant Date Fair Value Per Share/Units
Restricted Stock:		
Nonvested balance, January 1, 2024	2,661,237	\$ 75.93
Granted	1,647,461	\$ 61.78
Vested	(924,575)	\$ 74.17
Forfeited	(220,348)	\$ 87.19
Nonvested balance, December 31, 2024	<u>3,163,775</u>	\$ 68.44
Performance Share Awards:		
Nonvested balance, January 1, 2024	1,387,253	\$ 71.27
Granted	1,230,737	\$ 63.23
Vested	(647,038)	\$ 79.28
Forfeited	(126,224)	\$ 63.46
Nonvested balance, December 31, 2024	<u>1,844,728</u>	\$ 61.48

The weighted-average grant date fair value per share of restricted stock granted for the years ended December 31, 2023 and 2022 was \$72.24 and \$75.13, respectively. The weighted-average grant date fair value per share of performance share awards granted for the years ended December 31, 2023 and 2022 was \$71.79 and \$58.67, respectively.

The total fair value of restricted stock and performance share awards vested was \$106 million, \$106 million and \$175 million for the years ended December 31, 2024, 2023 and 2022, respectively.

Options – Options typically vest within three years after the date of grant and have a maximum term of ten years. The exercise price of each option granted equals the closing market price of NEE common stock on the date of grant. The fair value of the options is estimated on the date of the grant using the Black-Scholes option-pricing model and based on the following assumptions:

	2024	2023	2022
Expected volatility ^(a)	21.34 – 22.09%	19.72 – 20.57%	17.91 – 19.37%
Expected dividends	2.55 – 3.02%	2.45 – 2.86%	2.32 – 2.50%
Expected term (years) ^(b)	6.6	6.6	6.5
Risk-free rate	3.79 – 4.43%	3.50 – 4.50%	1.91 – 3.85%

(a) Based on historical experience.

(b) Based on historical exercise and post-vesting cancellation experience adjusted for outstanding awards.

Option activity for the year ended December 31, 2024 was as follows:

	Shares Underlying Options	Weighted-Average Exercise Price Per Share	Weighted-Average Remaining Contractual Term (years)	Aggregate Intrinsic Value (millions)
Balance, January 1, 2024	10,983,132	\$ 52.78		
Granted	1,265,263	\$ 58.05		
Exercised	(1,555,235)	\$ 30.53		
Forfeited	(95,814)	\$ 64.47		
Expired	(16,181)	\$ 74.40		
Balance, December 31, 2024	<u>10,581,165</u>	\$ 56.54	5.2	\$ 181
Exercisable, December 31, 2024	8,411,495	\$ 54.18	4.3	\$ 165

The weighted-average grant date fair value of options granted was \$11.62, \$14.46 and \$10.49 per share for the years ended December 31, 2024, 2023 and 2022, respectively. The total intrinsic value of stock options exercised was approximately \$68 million, \$22 million and \$37 million for the years ended December 31, 2024, 2023 and 2022, respectively.

NEXTERA ENERGY, INC. AND FLORIDA POWER & LIGHT COMPANY
NOTES TO CONSOLIDATED FINANCIAL STATEMENTS (Continued)

Cash received from option exercises was approximately \$47 million, \$14 million and \$14 million for the years ended December 31, 2024, 2023 and 2022, respectively. The tax benefits realized from options exercised were approximately \$16 million, \$5 million and \$9 million for the years ended December 31, 2024, 2023 and 2022, respectively.

Preferred Stock – NEE's charter authorizes the issuance of 100 million shares of serial preferred stock, \$0.01 par value, none of which are outstanding. FPL's charter authorizes the issuance of 10,414,100 shares of preferred stock, \$100 par value, 5 million shares of subordinated preferred stock, no par value, and 5 million shares of preferred stock, no par value, none of which are outstanding.

Accumulated Other Comprehensive Income (Loss) – The components of AOCI, net of tax, are as follows:

	Accumulated Other Comprehensive Income (Loss)					
	Net Unrealized Gains on Cash Flow Hedges	Net Unrealized Gains (Losses) on Available for Sale Securities	Defined Benefit Pension and Other Benefits Plans (millions)	Net Unrealized Gains (Losses) on Foreign Currency Translation	Other Comprehensive Income Related to Equity Method Investees	Total
Balances, December 31, 2021	\$ 14	\$ 5	\$ 25	\$ (49)	\$ 5	\$ —
Other comprehensive income (loss) before reclassifications	—	(84)	(133)	(44)	1	(260)
Amounts reclassified from AOCI	6 ^(a)	10 ^(b)	7 ^(c)	—	—	23
Net other comprehensive income (loss)	6	(74)	(126)	(44)	1	(237)
Less other comprehensive loss attributable to noncontrolling interests	—	—	—	19	—	19
Balances, December 31, 2022	20	(69)	(101)	(74)	6	(218)
Other comprehensive income before reclassifications	—	17	21	13	1	52
Amounts reclassified from AOCI	2 ^(a)	13 ^(b)	1 ^(c)	—	—	16
Net other comprehensive income	2	30	22	13	1	68
Less other comprehensive income attributable to noncontrolling interests	—	—	—	(3)	—	(3)
Balances, December 31, 2023	22	(39)	(79)	(64)	7	(153)
Other comprehensive income (loss) before reclassifications	—	(3)	60	(27)	1	31
Amounts reclassified from AOCI	1 ^(a)	5 ^(b)	—	—	—	6
Net other comprehensive income (loss)	1	2	60	(27)	1	37
Less other comprehensive income attributable to noncontrolling interests	—	—	—	(10)	—	(10)
Balances, December 31, 2024	\$ 23	\$ (37)	\$ (19)	\$ (101)	\$ 8	\$ (126)
Attributable to noncontrolling interests	\$ —	\$ —	\$ —	\$ —	\$ —	\$ —

(a) Reclassified to interest expense in NEE's consolidated statements of income. See Note 3 – Income Statement Impact of Derivative Instruments.

(b) Reclassified to gains on disposal of investments and other property – net in NEE's consolidated statements of income.

(c) Reclassified to other net periodic benefit income in NEE's consolidated statements of income.

NEXTERA ENERGY, INC. AND FLORIDA POWER & LIGHT COMPANY
NOTES TO CONSOLIDATED FINANCIAL STATEMENTS (Continued)

15. Commitments and Contingencies

Commitments – NEE and its subsidiaries have made commitments in connection with a portion of their projected capital expenditures. Capital expenditures at FPL include, among other things, the cost for construction of additional facilities and equipment to meet customer demand, as well as capital improvements to and maintenance of existing facilities. At NEER, capital expenditures include, among other things, the cost, including capitalized interest, for development, construction and maintenance of its competitive energy businesses. Also see Note 4 – Contingent Consideration.

At December 31, 2024, estimated capital expenditures, on an accrual basis, for 2025 through 2029 were as follows:

	2025	2026	2027	2028	2029	Total
	(millions)					
FPL:						
Generation: ^(a)						
New ^(b)	\$ 2,185	\$ 3,925	\$ 3,385	\$ 3,385	\$ 3,510	\$ 16,390
Existing	945	1,160	1,325	1,275	1,275	5,980
Transmission and distribution ^(c)	4,310	4,255	4,080	4,325	4,710	21,680
Nuclear fuel	205	300	305	395	375	1,580
General and other	788	888	888	798	785	3,975
Total	<u>\$ 8,425</u>	<u>\$ 10,520</u>	<u>\$ 9,905</u>	<u>\$ 10,170</u>	<u>\$ 10,585</u>	<u>\$ 49,605</u>
NEER: ^(d)						
Wind ^(e)	\$ 1,380	\$ 1,525	\$ 85	\$ 55	\$ —	\$ 3,045
Solar ^(f)	4,865	9,358	8,968	105	45	9,725
Other clean energy ^(g)	2,810	1,070	1,325	270	—	5,475
Nuclear, including nuclear fuel	425	360	385	340	385	1,895
Rate-regulated transmission ^(h)	1,130	930	460	480	545	3,545
Other	435	250	225	220	220	1,350
Total	<u>\$ 11,045</u>	<u>\$ 7,485</u>	<u>\$ 3,840</u>	<u>\$ 1,470</u>	<u>\$ 1,195</u>	<u>\$ 25,035</u>

(a) Includes AFUDC of approximately \$115 million, \$170 million, \$180 million, \$175 million and \$160 million for 2025 through 2029, respectively.

(b) Includes land, generation structures, transmission interconnection and integration and licensing.

(c) Includes AFUDC of approximately \$80 million, \$80 million, \$75 million, \$110 million and \$140 million for 2025 through 2029, respectively.

(d) Represents capital expenditures for which applicable internal approvals and also, if required, regulatory approvals have been received.

(e) Consists of capital expenditures for new wind projects and repowering of existing wind projects totaling approximately 2,228 MW, and related transmission.

(f) Includes capital expenditures for new solar projects (including solar plus battery storage projects) totaling approximately 8,205 MW and related transmission.

(g) Includes capital expenditures primarily for battery storage projects totaling approximately 4,265 MW and related transmission, as well as natural gas pipelines and renewable fuels projects.

(h) Includes AFUDC of approximately \$10 million, \$10 million, \$20 million, \$10 million and \$10 million for 2025 through 2029, respectively

The above estimates are subject to continuing review and adjustment and actual capital expenditures may vary significantly from these estimates.

In addition to guarantees noted in Note 8 with regards to XPLR, NEECH has guaranteed or provided indemnifications or letters of credit related to third parties, including certain obligations of investments in joint ventures accounted for under the equity method, totaling approximately \$705 million at December 31, 2024. These obligations primarily related to guaranteeing the residual value of certain financing leases and obligations under purchased power agreements. Payment guarantees and related contracts with respect to unconsolidated entities for which NEE or one of its subsidiaries are the guarantor are recorded at fair value and are included in noncurrent other liabilities on NEE's consolidated balance sheets. Management believes that the exposure associated with these guarantees is not material.

Contracts – In addition to the commitments made in connection with the estimated capital expenditures included in the table in Commitments above, FPL has firm commitments under long-term contracts primarily for the transportation of natural gas with expiration dates through 2042.

At December 31, 2024, NEER has entered into contracts primarily for the purchase of wind turbines, wind towers, solar modules and batteries and related construction and development activities, as well as for the supply of uranium, and the conversion, enrichment and fabrication of nuclear fuel with expiration dates through 2033. Approximately \$3.2 billion of related commitments are included in the estimated capital expenditures table in Commitments above. In addition, NEER has contracts primarily for the transportation and storage of natural gas with expiration dates through 2041.

NEXTERA ENERGY, INC. AND FLORIDA POWER & LIGHT COMPANY
NOTES TO CONSOLIDATED FINANCIAL STATEMENTS (Continued)

The required capacity and/or minimum payments under contracts, including those discussed above at December 31, 2024, were estimated as follows:

	2025	2026	2027	2028	2029	Thereafter
	(millions)					
FPL ^(a)	\$ 1,155	\$ 1,145	\$ 1,115	\$ 1,080	\$ 1,050	\$ 7,165
NEER ^{(b)(c)}	\$ 3,945	\$ 815	\$ 250	\$ 120	\$ 70	\$ 370

(a) Includes approximately \$405 million, \$400 million, \$400 million, \$400 million, \$395 million and \$4,765 million in 2025 through 2029 and thereafter, respectively, of firm commitments related to natural gas transportation agreements with affiliates. The charges associated with these agreements are recoverable through the fuel clause and totaled approximately \$409 million, \$417 million and \$418 million for the years ended December 31, 2024, 2023 and 2022, respectively, of which \$73 million, \$99 million and \$102 million, respectively, were eliminated in consolidation at NEE.

(b) Includes approximately \$175 million of commitments to invest in technology and other investments through 2031. See Note 9 – Other.

(c) Includes approximately \$870 million and \$40 million for 2025 and 2026, respectively, of joint obligations of NEECH and NEER.

Insurance – Liability for accidents at nuclear power plants is governed by the Price-Anderson Act, which limits the liability of nuclear reactor owners to the amount of insurance available from both private sources and an industry retrospective payment plan. In accordance with this Act, NEE maintains \$500 million of private liability insurance per site, which is the maximum obtainable, except at Duane Arnold which obtained an exemption from the NRC and maintains a \$100 million private liability insurance limit. Each site, except Duane Arnold, participates in a secondary financial protection system, which provides up to \$15.8 billion of liability insurance coverage per incident at any nuclear reactor in the U.S. Under the secondary financial protection system, NEE is subject to retrospective assessments of up to \$1,161 million (\$664 million for FPL), plus any applicable taxes, per incident at any nuclear reactor in the U.S., payable at a rate not to exceed \$173 million (\$99 million for FPL) per incident per year. NextEra Energy Resources and FPL are contractually entitled to recover a proportionate share of such assessments from the owners of minority interests in Seabrook and St. Lucie Unit No. 2, which approximates \$20 million and \$25 million, plus any applicable taxes, per incident, respectively.

NEE participates in a nuclear insurance mutual company, Nuclear Electric Insurance Limited (NEIL), which provides property damage, nuclear accident decontamination and premature decommissioning insurance for each plant for losses resulting from damage to its nuclear facilities, either due to accidents or acts of terrorism. Additionally, NEIL provides accidental outage coverage for losses in the event of a major accidental outage at an insured nuclear plant. Pursuant to regulations of the NRC, each company's property damage insurance policies provide that all proceeds from such insurance be applied first to place the plant in a safe and stable condition after a qualifying accident, and second, to decontaminate the plant before any proceeds can be used for decommissioning, plant repair or restoration.

NEE and FPL nuclear facilities each have accident property damage, nuclear accident decontamination and premature decommissioning liability insurance from NEIL with limits of \$1.5 billion, except for Duane Arnold which has a limit of \$50 million due to being in a deferred decommissioning. All the nuclear facilities, except for Duane Arnold, also share an additional \$1.25 billion nuclear accident insurance limit above their dedicated underlying limit. This shared additional excess limit is not subject to reinstatement in the event of a loss. All coverages are subject to sublimits and deductibles.

NEE also participates in an insurance program that provides limited coverage for replacement power costs if a nuclear plant is out of service for an extended period of time because of an accident. In the event of an accident at one of NEE's or another participating insured's nuclear plants, NEE could be assessed up to \$167 million (\$104 million for FPL), plus any applicable taxes, in retrospective premiums in a policy year. NextEra Energy Resources and FPL are contractually entitled to recover a proportionate share of such assessments from the owners of minority interests in Seabrook, Duane Arnold and St. Lucie Unit No. 2, which approximates \$3 million, \$2 million and \$4 million, plus any applicable taxes, respectively.

Due to the high cost and limited coverage available from third-party insurers, NEE does not have property insurance coverage for a substantial portion of either its transmission and distribution property or natural gas pipeline assets. If FPL's storm restoration costs exceed the storm reserve, such storm restoration costs may be recovered, subject to prudence review by the FPSC, through surcharges approved by the FPSC or through securitization provisions pursuant to Florida law. See Note 1 – Storm Funds, Storm Reserves and Storm Cost Recovery.

In the event of a loss, the amount of insurance available might not be adequate to cover property damage and other expenses incurred. Uninsured losses and other expenses, to the extent not recovered from customers in the case of FPL, would be borne by NEE and FPL and could have a material adverse effect on NEE's and FPL's financial condition, results of operations and liquidity.

**NEXTERA ENERGY, INC. AND FLORIDA POWER & LIGHT COMPANY
NOTES TO CONSOLIDATED FINANCIAL STATEMENTS (Continued)**

Legal Proceedings – FPL is the defendant in a purported class action lawsuit filed in the Miami-Dade County Circuit Court in February 2018 that seeks from FPL unspecified damages for alleged breach of contract and gross negligence based on service interruptions that occurred as a result of Hurricane Irma in 2017. A class previously had been certified that encompassed all persons and business owners who reside in and are otherwise citizens of the state of Florida that contracted with FPL for electrical services, were charged storm charges, experienced a power outage after Hurricane Irma and suffered consequential damages because of FPL's alleged breach of contract or gross negligence. Florida's Third District Court of Appeal (3rd DCA) reconsidered and revoked its previous order approving certification of the class and remanded and stayed the case unless and until the plaintiffs take action at the FPSC regarding FPL's actions during Hurricane Irma. In December 2024, the Florida Supreme Court denied the plaintiffs' request to review the 3rd DCA's order.

NEE, FPL, and certain current and former executives, are the named defendants in a purported shareholder securities class action lawsuit filed in the U.S. District Court for the Southern District of Florida in June 2023 and amended in December 2023 that seeks from the defendants unspecified damages allegedly resulting from alleged false or misleading statements regarding NEE's alleged campaign finance and other political activities. The alleged class of plaintiffs are all persons or entities who purchased or otherwise acquired NEE securities between December 2, 2021 and January 30, 2023. In September 2024, the class action lawsuit was dismissed with prejudice by the U.S. District Court for the Southern District of Florida. In October 2024, the lead plaintiffs filed a notice of appeal with the U.S. Court of Appeals for the 11th Circuit. NEE is vigorously defending against the claims in this proceeding.

NEE, along with certain current and former executives and directors are the named defendants in purported shareholder derivative actions filed in the 15th Judicial Circuit in Palm Beach County, Florida in July 2023 and March 2024, in the U.S. District Court for the Southern District of Florida in October 2023 and November 2023 (which were consolidated in January 2024) and in the U.S. District Court for the Southern District of Florida in July 2024 seeking unspecified damages allegedly resulting from, among other things, breaches of fiduciary duties and, in the consolidated cases and the July 2024 case, violations of the federal securities laws, all purporting to relate to alleged campaign finance law violations and associated matters. The defendants are vigorously defending against the claims in these proceedings. NEE and the plaintiffs in the derivative actions have agreed to a specified stay. NEE also has received demand letters and books and records requests from counsel representing other purported shareholders and containing similar allegations. These demands seek, among other things, a Board of Directors investigation of, and/or documentation regarding, these allegations. NEE and certain of the shareholders demanding an investigation have agreed to a specified stay of all material activities related to the demand.

In September 2023, a participant in the NEE Employee Retirement Savings Plan (Plan), purportedly on behalf of the Plan and all persons who were participants in or beneficiaries of the Plan, at any time between September 25, 2016 and September 25, 2023 (Plan participants), filed a putative ERISA class action lawsuit in the U.S. District Court for the Southern District of Florida against NEE. The complaint alleges that NEE violated its fiduciary duties under the Plan by permitting a third-party administrative recordkeeper to charge allegedly excessive fees for the services provided and allegedly by allowing a large volume of plan assets to be invested in NEE common stock. The plaintiff seeks declaratory, equitable and monetary relief on behalf of the Plan and Plan participants. NEE and the plaintiff have agreed to a specified stay of the action to permit the plaintiff to exhaust the administrative remedies available under the Plan.

In November 2024, NEE was named as defendant in an antitrust lawsuit (Avangrid, Inc. et al. v. NextEra Energy, Inc.) filed in the U.S. District Court for the District of Massachusetts. This lawsuit seeks damages of \$350 million, which are tripled in the event of a finding of monopolization under the Sherman Act, from the defendants for alleged violations of federal and state antitrust laws, as well as Massachusetts state laws. In January 2025, NEE filed a motion to dismiss and a motion to transfer venue. NEE does not believe that it should have any liability with respect to the claims in this matter.

16. Segment Information

Effective January 1, 2024, NEE and FPL adopted an accounting standards update that provides guidance on segment reporting and requires additional disclosures related to significant segment expenses and increases the frequency of segment reporting to interim periods (updated segment standard). NEE and FPL adopted the updated segment standard using the full retrospective approach, which changed the presentation of the segment information below.

The tables below present information for NEE's two reportable segments, FPL, a rate-regulated utility business, and NEER, which is comprised of competitive energy and rate-regulated transmission businesses. Corporate and Other represents other business activities, includes eliminating entries, and may include the net effect of rounding. FPL has a single reportable segment. See Note 2 for information regarding NEE's and FPL's operating revenues.

NEE's and FPL's chief operating decision maker (CODM) is NEE's chief executive officer. The CODM makes key operating decisions and evaluates the reportable segment's operating results, including net income attributable to NEE, for financial planning, analysis of performance and resource allocation.

NEXTERA ENERGY, INC. AND FLORIDA POWER & LIGHT COMPANY
NOTES TO CONSOLIDATED FINANCIAL STATEMENTS (Continued)

Net income attributable to NEE and significant expenses for NEE's reportable segments and the FPL reportable segment are shown below.

	December 31, 2024		
	FPL	NEER	Total
		(millions)	
Operating revenues	\$ 17,019	\$ 7,542	\$ 24,561
Corporate and Other			192
Total consolidated revenues			\$ 24,753
Less:			
Fuel, purchased power and interchange	4,188	914	
Other operations and maintenance	1,609	2,776	
Depreciation and amortization	2,827	2,577	
Taxes other than income taxes and other – net	1,904	371	
Interest expense	1,178	1,114 ^(a)	
Income tax expense (benefit) ^(b)	970	(655)	
Other segment items ^(c)	200	1,854	
Net income attributable to NEE for reportable segments	4,543	2,299	6,842
Reconciliation of segment profit/(loss)			
Corporate and Other			104
Net income attributable to NEE	\$ 4,543	\$ 2,299	\$ 6,946

- (a) Interest expense allocated from NEECH to NextEra Energy Resources is based on a deemed capital structure of 70% debt and differential membership interests sold by NextEra Energy Resources' subsidiaries. Residual NEECH corporate interest expense is included in Corporate and Other.
- (b) Includes amounts that were recognized based on the tax sharing agreement with NEE. See Note 1 – Income Taxes.
- (c) Other segment items for each reportable segment include:
FPL – Gains on disposal of businesses/assets – net, allowance for equity funds used during construction and other – net
NEER – Gains on disposal of businesses/assets – net, equity in losses of equity method investees, allowance for equity funds used during construction, gains on disposal of investments and other property – net, change in unrealized gains (losses) on equity securities held in NEER's nuclear decommissioning funds – net, other – net and net loss attributable to noncontrolling interests

	December 31, 2023		
	FPL	NEER	Total
		(millions)	
Operating revenues	\$ 18,365	\$ 9,672	\$ 28,037
Corporate and Other			77
Total consolidated revenues			\$ 28,114
Less:			
Fuel, purchased power and interchange	4,761	795	
Other operations and maintenance	1,666	2,641	
Depreciation and amortization	3,789	2,009	
Taxes other than income taxes and other – net	1,959	301	
Interest expense	1,114	1,129 ^(a)	
Income tax expense (benefit) ^(b)	1,123	177	
Other segment items ^(c)	599	898	
Net income attributable to NEE for reportable segments	4,552	3,558	8,110
Reconciliation of segment profit/(loss)			
Corporate and Other			(800)
Net income attributable to NEE	\$ 4,552	\$ 3,558	\$ 7,310

- (a) Interest expense allocated from NEECH to NextEra Energy Resources is based on a deemed capital structure of 70% debt and differential membership interests sold by NextEra Energy Resources' subsidiaries. Residual NEECH corporate interest expense is included in Corporate and Other.
- (b) Includes amounts that were recognized based on the tax sharing agreement with NEE. See Note 1 – Income Taxes.
- (c) Other segment items for each reportable segment include:
FPL – Gains on disposal of businesses/assets – net, allowance for equity funds used during construction and other – net
NEER – Losses on disposal of businesses/assets – net, equity in losses of equity method investees, allowance for equity funds used during construction, gains on disposal of investments and other property – net, change in unrealized gains (losses) on equity securities held in NEER's nuclear decommissioning funds – net, other – net and net loss attributable to noncontrolling interests

NEXTERA ENERGY, INC. AND FLORIDA POWER & LIGHT COMPANY
NOTES TO CONSOLIDATED FINANCIAL STATEMENTS (Continued)

	December 31, 2022		
	FPL	NEER (millions)	Total
Operating revenues	\$ 17,282	\$ 3,720	\$ 21,002
Corporate and Other			(46)
Total consolidated revenues			20,956
Less:			
Fuel, purchased power and interchange	5,688	836	
Other operations and maintenance	1,857	2,259	
Depreciation and amortization	2,695	1,722	
Taxes other than income taxes and other – net	1,752	323	
Interest expense	768	128 ^(a)	
Income tax expense (benefit) ^(b)	947	(391)	
Other segment items ^(c)	126	1,442	
Net income attributable to NEE for reportable segments	3,701	285	3,986
<i>Reconciliation of segment profit/(loss)</i>			
Corporate and Other			161
Net income attributable to NEE	\$ 3,701	\$ 285	\$ 4,147

- (a) Interest expense allocated from NEECH to NextEra Energy Resources is based on a deemed capital structure of 70% debt and differential membership interests sold by NextEra Energy Resources' subsidiaries. Residual NEECH corporate interest expense is included in Corporate and Other.
- (b) Includes amounts that were recognized based on the tax sharing agreement with NEE. See Note 1 – Income Taxes.
- (c) Other segment items for each reportable segment include:
FPL – Gains on disposal of businesses/assets – net, allowance for equity funds used during construction and other – net
NEER – Gains on disposal of businesses/assets – net, equity in earnings of equity method investees, allowance for equity funds used during construction, gains on disposal of investments and other property – net, change in unrealized gains (losses) on equity securities held in NEER's nuclear decommissioning funds – net, other – net and net loss attributable to noncontrolling interests

NEE's and FPL's additional segment information is as follows:

	2024				
	FPL	NEER	Total Reportable Segments (millions)	Corp. and Other	Total Consolidated
Gains (losses) on disposal of businesses/assets – net	\$ 1	\$ 361	\$ 362	\$ (10)	\$ 352
Equity in earnings (losses) of equity method investees	\$ —	\$ (267)	\$ (267)	\$ 21	\$ (246)
Net loss attributable to noncontrolling interests	\$ —	\$ 1,248	\$ 1,248	\$ —	\$ 1,248
Capital expenditures, independent power and other investments and nuclear fuel purchases	\$ 8,214	\$ 16,392	\$ 24,606	\$ 123	\$ 24,729
Property, plant and equipment – net	\$ 76,166	\$ 62,526	\$ 138,692	\$ 160	\$ 138,852
Total assets	\$ 98,141	\$ 89,398	\$ 187,539	\$ 2,605	\$ 190,144
Investment in equity method investees	\$ —	\$ 6,118	\$ 6,118	\$ —	\$ 6,118
	2023				
	FPL	NEER	Total Reportable Segments (millions)	Corp. and Other	Total Consolidated
Gains (losses) on disposal of businesses/assets – net	\$ 407	\$ (3)	\$ 404	\$ 1	\$ 405
Equity in earnings (losses) of equity method investees	\$ —	\$ (649)	\$ (649)	\$ 1	\$ (648)
Net loss attributable to noncontrolling interests	\$ —	\$ 1,028	\$ 1,028	\$ —	\$ 1,028
Capital expenditures, independent power and other investments and nuclear fuel purchases	\$ 9,400	\$ 15,652	\$ 25,052	\$ 61	\$ 25,113
Property, plant and equipment – net	\$ 70,608	\$ 55,034	\$ 125,642	\$ 134	\$ 125,776
Total assets	\$ 91,469	\$ 83,145	\$ 174,614	\$ 2,875	\$ 177,489
Investment in equity method investees	\$ —	\$ 6,145	\$ 6,145	\$ 11	\$ 6,156

NEXTERA ENERGY, INC. AND FLORIDA POWER & LIGHT COMPANY
NOTES TO CONSOLIDATED FINANCIAL STATEMENTS (Concluded)

	2022				
	FPL	NEER	Total Reportable Segments (millions)	Corp. and Other	Total Consolidated
Gains (losses) on disposal of businesses/assets – net	\$ 4	\$ 536	\$ 540	\$ (18)	\$ 522
Equity in earnings of equity method investees	\$ —	\$ 202	\$ 202	\$ 1	\$ 203
Net loss attributable to noncontrolling interests	\$ —	\$ 901	\$ 901	\$ —	\$ 901
Capital expenditures, independent power and other investments and nuclear fuel purchases	\$ 9,185	\$ 9,645	\$ 18,830	\$ 453	\$ 19,283
Property, plant and equipment – net	\$ 64,693	\$ 45,840	\$ 110,533	\$ 526	\$ 111,059
Total assets	\$ 86,559	\$ 70,713	\$ 157,272	\$ 1,663	\$ 158,935
Investment in equity method investees	\$ —	\$ 6,572	\$ 6,572	\$ 10	\$ 6,582

Item 9. Changes in and Disagreements With Accountants on Accounting and Financial Disclosure

None

Item 9A. Controls and Procedures

Disclosure Controls and Procedures

As of December 31, 2024, each of NEE and FPL had performed an evaluation, under the supervision and with the participation of its management, including NEE's and FPL's chief executive officer and chief financial officer, of the effectiveness of the design and operation of each company's disclosure controls and procedures (as defined in the Securities Exchange Act of 1934 Rules 13a-15(e) and 15d-15(e)). Based upon that evaluation, the chief executive officer and the chief financial officer of each of NEE and FPL concluded that the company's disclosure controls and procedures were effective as of December 31, 2024.

Internal Control Over Financial Reporting

- (a) Management's Annual Report on Internal Control Over Financial Reporting

See Item 8. Financial Statements and Supplementary Data.

- (b) Attestation Report of the Independent Registered Public Accounting Firm

See Item 8. Financial Statements and Supplementary Data.

- (c) Changes in Internal Control Over Financial Reporting

NEE and FPL are continuously seeking to improve the efficiency and effectiveness of their operations and of their internal controls. This results in refinements to processes throughout NEE and FPL. However, there has been no change in NEE's or FPL's internal control over financial reporting (as defined in the Securities Exchange Act of 1934 Rules 13a-15(f) and 15d-15(f)) that occurred during NEE's and FPL's most recent fiscal quarter that has materially affected, or is reasonably likely to materially affect, NEE's or FPL's internal control over financial reporting.

Item 9B. Other Information

- (b) On November 5, 2024, James May, Vice President, Controller and Chief Accounting Officer, adopted a Rule 10b5-1 trading arrangement that is intended to satisfy the affirmative defense of Rule 10b5-1(c) for the sale of 2,177 shares of NEE's common stock until November 5, 2025.

Item 9C. Disclosure Regarding Foreign Jurisdictions that Prevent Inspections

Not applicable

PART III

Item 10. Directors, Executive Officers and Corporate Governance

The information required by this item will be included under the headings "Business of the Annual Meeting," "Information About NextEra Energy and Management" and "Corporate Governance and Board Matters" in NEE's Proxy Statement which will be filed with the SEC in connection with the 2025 Annual Meeting of Shareholders (NEE's Proxy Statement) and is incorporated herein by reference, or is included in Item 1. Business – Information About Our Executive Officers.

NEE has adopted the NextEra Energy, Inc. Code of Ethics for Senior Executive and Financial Officers (the Senior Financial Executive Code), which is applicable to the chief executive officer, the chief financial officer, the chief accounting officer and other senior executive and financial officers. The Senior Financial Executive Code is available under Corporate Governance in the Investor Relations section of NEE's internet website at www.nexteraenergy.com. Any amendments or waivers of the Senior Financial Executive Code which are required to be disclosed to shareholders under SEC rules will be disclosed on the NEE website at the address listed above.

Item 11. Executive Compensation

The information required by this item will be included in NEE's Proxy Statement under the headings "Executive Compensation" and "Corporate Governance and Board Matters" and is incorporated herein by reference.

Item 12. Security Ownership of Certain Beneficial Owners and Management and Related Stockholder Matters

The information required by this item relating to security ownership of certain beneficial owners and management will be included in NEE's Proxy Statement under the heading "Information About NextEra Energy and Management" and is incorporated herein by reference.

Securities Authorized For Issuance Under Equity Compensation Plans^(a)

NEE's equity compensation plan information at December 31, 2024 is as follows:

Plan Category	Number of securities to be issued upon exercise of outstanding options, warrants and rights (a)	Weighted-average exercise price of outstanding options, warrants and rights (b)	Number of securities remaining available for future issuance under equity compensation plans (excluding securities reflected in column (a)) (c)
Equity compensation plans approved by security holders	15,200,609 ^(a)	\$ 56.54 ^(b)	57,829,832 ^(c)
Equity compensation plans not approved by security holders	—	—	—
Total	<u>5,200,609</u>	<u>\$ 56.54</u>	<u>57,829,832</u>

(a) Includes an aggregate of 10,581,165 outstanding options, 4,126,194 unvested performance share awards (at maximum payout), 44,036 deferred fully vested performance shares, 391,727 unvested restricted stock units (including future reinvested dividends) under the NextEra Energy, Inc. 2021 Long Term Incentive Plan and former long term incentive plans, and 57,487 fully vested shares deferred by directors under the NextEra Energy, Inc. 2017 Non-Employee Directors Stock Plan, and its predecessors, the 2007 Non-Employee Directors Stock Plan and the FPL Group, Inc. Amended and Restated Non-Employee Directors Stock Plan.

(b) Relates to outstanding options only.

(c) Includes 56,094,128 shares under the NextEra Energy, Inc. 2021 Long Term Incentive Plan and 1,735,704 shares under the NextEra Energy, Inc. 2017 Non-Employee Directors Stock Plan.

Item 13. Certain Relationships and Related Transactions, and Director Independence

The information required by this item, to the extent applicable, will be included in NEE's Proxy Statement under the heading "Corporate Governance and Board Matters" and is incorporated herein by reference.

Item 14. Principal Accountant Fees and Services

NEE – The information required by this item will be included in NEE's Proxy Statement under the heading "Audit-Related Matters" and is incorporated herein by reference.

FPL – The following table presents fees billed for professional services rendered by Deloitte & Touche LLP, the member firms of Deloitte Touche Tohmatsu, and their respective affiliates (collectively, Deloitte & Touche) for the fiscal years ended December 31, 2024 and 2023. The amounts presented below reflect allocations from NEE for FPL's portion of the fees, as well as amounts billed directly to FPL.

	2024	2023
Audit fees ^(a)	\$ 4,046,000	\$ 4,402,000
Audit-related fees ^(b)	236,000	102,000
Tax fees ^(c)	497,000	390,000
All other fees ^(d)	13,000	187,000
Total	<u>\$ 4,792,000</u>	<u>\$ 5,081,000</u>

- (a) Audit fees consist of fees billed for professional services rendered for the audit of FPL's and NEE's annual consolidated financial statements for the fiscal year, the reviews of the financial statements included in FPL's and NEE's Quarterly Reports on Form 10-Q during the fiscal year and the audit of the effectiveness of internal control over financial reporting, comfort letters, and consents.
- (b) Audit-related fees consist of fees billed for assurance and related services that are reasonably related to the performance of the audit or review of FPL's and NEE's consolidated financial statements and are not reported under audit fees. These fees primarily relate to audits of subsidiary financial statements and financial systems pre-implementation internal control assessment.
- (c) Tax fees consist of fees billed for professional services rendered for tax compliance, tax advice and tax planning. These fees primarily relate to research and development tax credit advice and planning services.
- (d) All other fees consist of fees for products and services other than the services reported under the other named categories. In 2024, these fees relate to training, and in 2023, these fees relate to training and advisory services for IT job architecture and skills descriptions.

In accordance with the requirements of the Sarbanes-Oxley Act of 2002, the Audit Committee Charter and the Audit Committee's pre-approval policy for services provided by the independent registered public accounting firm, all services performed by Deloitte & Touche are approved in advance by the Audit Committee, except for audits of certain trust funds where the fees are paid by the trust. Permitted services specifically identified in an appendix to the pre-approval policy are pre-approved by the Audit Committee each year. This pre-approval allows management to request the specified permitted services on an as-needed basis during the year, provided any such services are reviewed with the Audit Committee at its next regularly scheduled meeting. Any permitted service for which the fee is expected to exceed \$500,000, or that involves a service not listed on the pre-approval list, must be specifically approved by the Audit Committee prior to commencement of such service. The Audit Committee has delegated to the Chair of the committee the right to approve audit, audit-related, tax and other services, within certain limitations, between meetings of the Audit Committee, provided any such decision is presented to the Audit Committee at its next regularly scheduled meeting. At each Audit Committee meeting (other than meetings held to review earnings materials), the Audit Committee reviews a schedule of services for which Deloitte & Touche has been engaged since the prior Audit Committee meeting under existing pre-approvals and the estimated fees for those services. In 2024 and 2023, none of the amounts presented above represent services provided to NEE or FPL by Deloitte & Touche that were approved by the Audit Committee after services were rendered pursuant to Rule 2-01(c)(7)(i)(C) of Regulation S-X (which provides for a waiver of the otherwise applicable pre-approval requirement if certain conditions are met).

PART IV

Item 15. Exhibits and Financial Statement Schedules

	<u>Page(s)</u>
(a) 1. Financial Statements	
Management's Report on Internal Control Over Financial Reporting	57
Attestation Report of Independent Registered Public Accounting Firm	58
Report of Independent Registered Public Accounting Firm (PCAOB ID 34)	59
NEE:	
Consolidated Statements of Income	61
Consolidated Statements of Comprehensive Income	62
Consolidated Balance Sheets	63
Consolidated Statements of Cash Flows	64
Consolidated Statements of Equity	65
FPL:	
Consolidated Statements of Income	66
Consolidated Balance Sheets	67
Consolidated Statements of Cash Flows	68
Consolidated Statements of Common Shareholder's Equity	69
Notes to Consolidated Financial Statements	70 – 113
2. Financial Statement Schedules – Schedules are omitted as not applicable or not required.	
3. Exhibits (including those incorporated by reference)	
Certain exhibits listed below refer to "FPL Group" and "FPL Group Capital," and were effective prior to the change of the name FPL Group, Inc. to NextEra Energy, Inc., and of the name FPL Group Capital Inc to NextEra Energy Capital Holdings, Inc., during 2010.	

Exhibit Number	Description	NEE	FPL
*3(i)a	Restated Articles of Incorporation of NextEra Energy, Inc. (filed as Exhibit 3(i) to Form 8-K dated October 26, 2020, File No. 1-8841)	x	
*3(i)b	Restated Articles of Incorporation of Florida Power & Light Company (filed as Exhibit 3(i)b to Form 10-K for the year ended December 31, 2010, File No. 2-27612)		x
*3(i)c	Articles of Merger of Florida Power & Light Company and Gulf Power Company (filed as Exhibit 3(i)(c) to Form 10-K for the year ended December 31, 2020, File No. 2-27612)		x
*3(ii)a	Amended and Restated Bylaws of NextEra Energy, Inc., effective October 14, 2016 (filed as Exhibit 3(ii)(b) to Form 8-K dated October 14, 2016, File No. 1-8841)	x	
*3(ii)b	Amended and Restated Bylaws of Florida Power & Light Company, as amended through October 17, 2008 (filed as Exhibit 3(ii)b to Form 10-Q for the quarter ended September 30, 2008, File No. 2-27612)		x

Exhibit Number	Description	NEE	FPL
*4(a)	Mortgage and Deed of Trust dated as of January 1, 1944, as amended, between Florida Power & Light Company and Deutsche Bank Trust Company Americas, Trustee (filed as Exhibit B-3, File No. 2-4845; Exhibit 7(a), File No. 2-7126; Exhibit 7(a), File No. 2-7523; Exhibit 7(a), File No. 2-7990; Exhibit 7(a), File No. 2-9217; Exhibit 4(a)-5, File No. 2-10093; Exhibit 4(c), File No. 2-11491; Exhibit 4(b)-1, File No. 2-12900; Exhibit 4(b)-1, File No. 2-13255; Exhibit 4(b)-1, File No. 2-13705; Exhibit 4(b)-1, File No. 2-13925; Exhibit 4(b)-1, File No. 2-15088; Exhibit 4(b)-1, File No. 2-15677; Exhibit 4(b)-1, File No. 2-20501; Exhibit 4(b)-1, File No. 2-22104; Exhibit 2(c), File No. 2-23142; Exhibit 2(c), File No. 2-24195; Exhibit 4(b)-1, File No. 2-25677; Exhibit 2(c), File No. 2-27612; Exhibit 2(c), File No. 2-29001; Exhibit 2(c), File No. 2-30542; Exhibit 2(c), File No. 2-33038; Exhibit 2(c), File No. 2-37679; Exhibit 2(c), File No. 2-39006; Exhibit 2(c), File No. 2-41312; Exhibit 2(c), File No. 2-44234; Exhibit 2(c), File No. 2-46502; Exhibit 2(c), File No. 2-48679; Exhibit 2(c), File No. 2-49726; Exhibit 2(c), File No. 2-50712; Exhibit 2(c), File No. 2-52826; Exhibit 2(c), File No. 2-53272; Exhibit 2(c), File No. 2-54242; Exhibit 2(c), File No. 2-56228; Exhibits 2(c) and 2(d), File No. 2-60413; Exhibits 2(c) and 2(d), File No. 2-65701; Exhibit 2(c), File No. 2-66524; Exhibit 2(c), File No. 2-67239; Exhibit 4(c), File No. 2-69716; Exhibit 4(c), File No. 2-70767; Exhibit 4(b), File No. 2-71542; Exhibit 4(b), File No. 2-73799; Exhibits 4(c), 4(d) and 4(e), File No. 2-75762; Exhibit 4(c), File No. 2-77629; Exhibit 4(c), File No. 2-79557; Exhibit 99(a) to Post-Effective Amendment No. 5 to Form S-8, File No. 33-18669; Exhibit 99(a) to Post-Effective Amendment No. 1 to Form S-3, File No. 33-46076; Exhibit 4(b) to Form 10-Q for the quarter ended June 30, 1995, File No. 1-3545; Exhibit 4(a) to Form 10-Q for the quarter ended March 31, 1996, File No. 1-3545; Exhibit 4(o), File No. 333-102169; Exhibit 4(k) to Post-Effective Amendment No. 1 to Form S-3, File No. 333-102172; Exhibit 4(l) to Post-Effective Amendment No. 2 to Form S-3, File No. 333-102172; Exhibit 4(m) to Post-Effective Amendment No. 3 to Form S-3, File No. 333-102172; Exhibit 4(f) to Amendment No. 1 to Form S-3, File No. 333-125275; Exhibit 4(y) to Post-Effective Amendment No. 2 to Form S-3, File Nos. 333-116300, 333-116300-01 and 333-116300-02; Exhibit 4(z) to Post-Effective Amendment No. 3 to Form S-3, File Nos. 333-116300, 333-116300-01 and 333-116300-02; Exhibit 4(b) to Form 10-Q for the quarter ended March 31, 2006, File No. 2-27612; Exhibit 4(a) to Form 8-K dated April 17, 2007, File No. 2-27612; Exhibit 4 to Form 8-K dated January 16, 2008, File No. 2-27612; Exhibit 4(a) to Form 8-K dated March 17, 2009, File No. 2-27612; Exhibit 4 to Form 8-K dated February 9, 2010, File No. 2-27612; Exhibit 4 to Form 8-K dated December 9, 2010, File No. 2-27612; Exhibit 4(a) to Form 8-K dated June 10, 2011, File No. 2-27612; Exhibit 4 to Form 8-K dated December 13, 2011, File No. 2-27612; Exhibit 4 to Form 8-K dated May 15, 2012, File No. 2-27612; Exhibit 4 to Form 8-K dated December 20, 2012, File No. 2-27612; Exhibit 4 to Form 8-K dated June 5, 2013, File No. 2-27612; Exhibit 4 to Form 8-K dated May 15, 2014, File No. 2-27612; Exhibit 4 to Form 8-K dated September 10, 2014, File No. 2-27612; Exhibit 4 to Form 8-K dated November 19, 2015, File No. 2-27612; Exhibit 4(b) to Form 10-K for the year ended December 31, 2017, File No. 2-27612; Exhibit 4(a) to Form 10-Q for the quarter ended March 31, 2018, File No. 2-27612; Exhibit 4(j), File Nos. 333-226056, 333-226056-01 and 333-226056-02; Exhibit 4(k), File Nos. 333-226056, 333-226056-01 and 333-226056-02; Exhibit 4(a) to Form 10-Q for the quarter ended March 31, 2019, File No. 2-27612; Exhibit 4(f) to Form 10-Q for the quarter ended September 30, 2019, File No. 2-27612; Exhibit 4(e) to Form 10-Q for the quarter ended March 31, 2020, File No. 2-27612; Exhibit 4(b) to Form 10-K for the year ended December 31, 2020, File No. 2-27612; Exhibit 4(b) to Form 10-K for the year ended December 31, 2021, File No. 2-27612; Exhibit 4(c) to Form 10-K for the year ended December 31, 2021, File No. 2-27612; Exhibit 4(g) to Form 10-Q for the quarter ended March 31, 2023, File No. 2-27612; Exhibit 4(a) to Form 10-Q for the quarter ended June 30, 2023, File No. 2-27612; Exhibit 4(a) to Form 10-Q for the quarter ended June 30, 2024, File No. 2-27612; and Exhibit 4 to Form 10-Q for the quarter ended September 30, 2024, File No. 2-27612)	x	x
*4(b)	Indenture (For Unsecured Debt Securities), dated as of November 1, 2017, between Florida Power & Light Company and The Bank of New York Mellon (as Trustee) (filed as Exhibit 4(a) to Form 8-K dated November 6, 2017, File No. 2-27612)	x	x
*4(c)	Officer's Certificate of Florida Power & Light Company, dated June 15, 2018, creating the Floating Rate Notes, Series due June 15, 2068 (filed as Exhibit 4 to Form 8-K dated June 15, 2018, File No. 2-27612)	x	x
*4(d)	Officer's Certificate of Florida Power & Light Company, dated November 14, 2018, creating the Floating Rate Notes, Series due November 14, 2068 (filed as Exhibit 4 to Form 8-K dated November 14, 2018, File No. 2-27612)	x	x
*4(e)	Officer's Certificate of Florida Power & Light Company, dated March 27, 2019, creating the Floating Rate Notes, Series due March 27, 2069 (filed as Exhibit 4(b) to Form 8-K dated March 27, 2019, File No. 2-27612)	x	x
*4(f)	Officer's Certificate of Florida Power & Light Company, dated March 13, 2020, creating the Floating Rate Notes, Series due March 13, 2070 (filed as Exhibit 4 to Form 8-K dated March 13, 2020, File No. 2-27612)	x	x
*4(g)	Officer's Certificate of Florida Power & Light Company, dated August 24, 2020, creating the Floating Rate Notes, Series due August 24, 2070 (filed as Exhibit 4 to Form 8-K dated August 24, 2020, File No. 2-27612)	x	x

Exhibit Number	Description	NEE	FPL
*4(h)	Officer's Certificate of Florida Power & Light Company, dated March 1, 2021, creating the Floating Rate Notes, Series due March 1, 2071 (filed as Exhibit 4 to Form 8-K dated March 1, 2021, File No. 2-27612)	x	x
*4(i)	Officer's Certificate of Florida Power & Light Company, dated June 7, 2022, creating the Floating Rate Notes, Series due June 15, 2072 (filed as Exhibit 4 to Form 8-K dated June 7, 2022, File No. 2-27612)	x	x
*4(j)	Officer's Certificate of Florida Power & Light Company, dated May 18, 2023, creating the 4.45% Notes, Series due May 15, 2026 (filed as Exhibit 4(b) to Form 10-Q for the quarter ended June 30, 2023, File No. 2-27612)	x	x
*4(k)	Officer's Certificate of Florida Power & Light Company, dated June 20, 2023, creating the Floating Rate Notes, Series due June 20, 2073 (filed as Exhibit 4 to Form 8-K dated June 20, 2023, File No. 2-27612)	x	x
*4(l)	Officer's Certificate of Florida Power & Light Company, dated July 1, 2024, creating the Floating Rate Notes, Series due July 2, 2074 (filed as Exhibit 4(f) to Form 10-Q for the quarter ended June 30, 2024, File No. 2-27612)	x	x
*4(m)	Indenture (For Unsecured Debt Securities), dated as of June 1, 1999, between FPL Group Capital Inc and The Bank of New York Mellon (as Trustee) (filed as Exhibit 4(a) to Form 8-K dated July 16, 1999, File No. 1-8841)	x	
*4(n)	First Supplemental Indenture to Indenture (For Unsecured Debt Securities) dated as of June 1, 1999, dated as of September 21, 2012, between NextEra Energy Capital Holdings, Inc. and The Bank of New York Mellon, as Trustee (filed as Exhibit 4(e) to Form 10-Q for the quarter ended September 30, 2012, File No. 1-8841)	x	
*4(o)	Guarantee Agreement, dated as of June 1, 1999, between FPL Group, Inc. (as Guarantor) and The Bank of New York Mellon (as Guarantee Trustee) (filed as Exhibit 4(b) to Form 8-K dated July 16, 1999, File No. 1-8841)	x	
*4(p)	Officer's Certificate of NextEra Energy Capital Holdings, Inc., dated April 28, 2017, creating the 3.55% Debentures, Series due May 1, 2027 (filed as Exhibit 4 to Form 8-K dated April 28, 2017, File No. 1-8841)	x	
*4(q)	Officer's Certificate of NextEra Energy Capital Holdings, Inc., dated April 4, 2019, creating the 3.50% Debentures, Series due April 1, 2029 (filed as Exhibit 4(d) to Form 8-K dated April 4, 2019, File No. 1-8841)	x	
*4(r)	Officer's Certificate of NextEra Energy Capital Holdings, Inc., dated October 3, 2019, creating the 2.75% Debentures, Series due November 1, 2029 (filed as Exhibit 4 to Form 8-K dated October 3, 2019, File No. 1-8841)	x	
*4(s)	Officer's Certificate of NextEra Energy Capital Holdings, Inc., dated February 21, 2020, creating the Series K Debentures due March 1, 2025 (filed as Exhibit 4(c) to Form 10-Q for the quarter ended March 31, 2020, File No. 1-8841)	x	
*4(t)	Letter, dated March 1, 2023, from NextEra Energy Capital Holdings, Inc. to The Bank of New York Mellon, as trustee, setting forth certain terms of the Series K Debentures due March 1, 2025 effective March 1, 2023 (filed as Exhibit 4(b) to Form 8-K dated March 1, 2023, File No. 1-8841)	x	
*4(u)	Officer's Certificate of NextEra Energy Capital Holdings, Inc., dated May 12, 2020, creating the 2.25% Debentures, Series due June 1, 2030 (filed as Exhibit 4 to Form 8-K dated May 12, 2020, File No. 1-8841)	x	
*4(v)	Officer's Certificate of NextEra Energy Capital Holdings, Inc., dated September 18, 2020, creating the Series L Debentures due September 1, 2025 (filed as Exhibit 4(e) to Form 10-Q for the quarter ended September 30, 2020, File No. 1-8841)	x	
*4(w)	Letter, dated August 10, 2023, from NextEra Energy Capital Holdings, Inc. to The Bank of New York Mellon, as trustee, setting forth certain terms of the Series L Debentures due September 1, 2025 effective August 10, 2023 (filed as Exhibit 4(b) to Form 8-K dated August 10, 2023, File No. 1-8841)	x	
*4(x)	Officer's Certificate of NextEra Energy Capital Holdings, Inc., dated June 8, 2021, creating the 1.90% Debentures, Series due June 15, 2028 (filed as Exhibit 4 to Form 8-K dated June 8, 2021, File No. 1-8841)	x	
*4(y)	Officer's Certificate of NextEra Energy Capital Holdings, Inc., dated December 13, 2021, creating the 1.875% Debentures, Series due January 15, 2027 (filed as Exhibit 4(a) to Form 8-K dated December 13, 2021, File No. 1-8841)	x	

Exhibit Number	Description	NEE	FPL
*4(z)	Officer's Certificate of NextEra Energy Capital Holdings, Inc., dated December 13, 2021, creating the 2.440% Debentures, Series due January 15, 2032 (filed as Exhibit 4(b) to Form 8-K dated December 13, 2021, File No. 1-8841)	x	
*4(aa)	Officer's Certificate of NextEra Energy Capital Holdings, Inc., dated December 13, 2021, creating the 3.000% Debentures, Series due January 15, 2052 (filed as Exhibit 4(c) to Form 8-K dated December 13, 2021, File No. 1-8841)	x	
*4(bb)	Officer's Certificate of NextEra Energy Capital Holdings, Inc., dated March 24, 2022, creating the 4.30% Debentures, Series due 2062 (filed as Exhibit 4 to Form 8-K dated March 24, 2022, File No. 1-8841)	x	
*4(cc)	Officer's Certificate of NextEra Energy Capital Holdings, Inc., dated June 23, 2022, creating the 4.45% Debentures, Series due June 20, 2025 (filed as Exhibit 4(b) to Form 8-K dated June 23, 2022, File No. 1-8841)	x	
*4(dd)	Officer's Certificate of NextEra Energy Capital Holdings, Inc., dated June 23, 2022, creating the 4.625% Debentures, Series due July 15, 2027 (filed as Exhibit 4(c) to Form 8-K dated June 23, 2022, File No. 1-8841)	x	
*4(ee)	Officer's Certificate of NextEra Energy Capital Holdings, Inc., dated June 23, 2022, creating the 5.00% Debentures, Series due July 15, 2032 (filed as Exhibit 4(d) to Form 8-K dated June 23, 2022, File No. 1-8841)	x	
*4(ff)	Officer's Certificate of NextEra Energy Capital Holdings, Inc., dated September 19, 2022, creating the Series M Debentures due September 1, 2027 (filed as Exhibit 4(e) to Form 10-Q for the quarter ended September 30, 2022, File No. 1-8841)	x	
*4(gg)	Officer's Certificate of NextEra Energy Capital Holdings, Inc., dated February 9, 2023, creating the 4.90% Debentures, Series due February 28, 2028 (filed as Exhibit 4(a) to Form 8-K dated February 9, 2023, File No. 1-8841)	x	
*4(hh)	Officer's Certificate of NextEra Energy Capital Holdings, Inc., dated February 9, 2023, creating the 5.00% Debentures, Series due February 28, 2030 (filed as Exhibit 4(b) to Form 8-K dated February 9, 2023, File No. 1-8841)	x	
*4(ii)	Officer's Certificate of NextEra Energy Capital Holdings, Inc., dated February 9, 2023, creating the 5.05% Debentures, Series due February 28, 2033 (filed as Exhibit 4(c) to Form 8-K dated February 9, 2023, File No. 1-8841)	x	
*4(jj)	Officer's Certificate of NextEra Energy Capital Holdings, Inc., dated February 9, 2023, creating the 5.25% Debentures, Series due February 28, 2053 (filed as Exhibit 4(d) to Form 8-K dated February 9, 2023, File No. 1-8841)	x	
*4(kk)	Officer's Certificate of NextEra Energy Capital Holdings, Inc., dated January 31, 2024, creating the 4.95% Debentures, Series due January 29, 2026 (filed as Exhibit 4(oo) to Form 10-K for the year ended December 31, 2023, File No. 1-8841)	x	
*4(ll)	Officer's Certificate of NextEra Energy Capital Holdings, Inc., dated January 31, 2024, creating the 4.90% Debentures, Series due March 15, 2029 (filed as Exhibit 4(pp) to Form 10-K for the year ended December 31, 2023, File No. 1-8841)	x	
*4(mm)	Officer's Certificate of NextEra Energy Capital Holdings, Inc., dated January 31, 2024, creating the 5.25% Debentures, Series due March 15, 2034 (filed as Exhibit 4(qq) to Form 10-K for the year ended December 31, 2023, File No. 1-8841)	x	
*4(nn)	Officer's Certificate of NextEra Energy Capital Holdings, Inc., dated January 31, 2024, creating the 5.55% Debentures, Series due March 15, 2054 (filed as Exhibit 4(rr) to Form 10-K for the year ended December 31, 2023, File No. 1-8841)	x	
*4(oo)	Officer's Certificate of NextEra Energy Capital Holdings, Inc., dated January 31, 2024, creating the Floating Rate Debentures, Series due January 29, 2026 (filed as Exhibit 4(ss) to Form 10-K for the year ended December 31, 2023, File No. 1-8841)	x	
*4(pp)	Officer's Certificate of NextEra Energy Capital Holdings, Inc., dated March 7, 2024, creating the 4.85% Debentures, Series due April 30, 2031 (filed as Exhibit 4(at), File Nos. 333-278184, 333-278184-01, and 333-278184-02)	x	
*4(qq)	Officer's Certificate of NextEra Energy Holdings, Inc., dated June 20, 2024, creating the Series N Debentures due June 1, 2029 (filed as Exhibit 4(e) to Form 10-Q for the quarter ended June 30, 2024, File No. 1-8841)	x	
4(rr)	Officer's Certificate of NextEra Energy Holdings, Inc., dated October 31, 2024, creating the Series O Debentures due November 1, 2029	x	

Exhibit Number	Description	NEE	FPL
4(ss)	Officer's Certificate of NextEra Energy Capital Holdings, Inc., dated February 4, 2025, creating the 4.85% Debentures, Series due February 4, 2028	x	
4(tt)	Officer's Certificate of NextEra Energy Capital Holdings, Inc., dated February 4, 2025, creating the 5.05% Debentures, Series due March 15, 2030	x	
4(uu)	Officer's Certificate of NextEra Energy Capital Holdings, Inc., dated February 4, 2025, creating the 5.30% Debentures, Series due March 15, 2032	x	
4(vv)	Officer's Certificate of NextEra Energy Capital Holdings, Inc., dated February 4, 2025, creating the 5.45% Debentures, Series due March 15, 2035	x	
4(ww)	Officer's Certificate of NextEra Energy Capital Holdings, Inc., dated February 4, 2025, creating the 5.90% Debentures, Series due March 15, 2055	x	
4(xx)	Officer's Certificate of NextEra Energy Capital Holdings, Inc., dated February 4, 2025, creating the Floating Rate Debentures, Series due February 4, 2028	x	
*4(yy)	Indenture (For Unsecured Subordinated Debt Securities relating to Trust Securities), dated as of March 1, 2004, among FPL Group Capital Inc, FPL Group, Inc. (as Guarantor) and The Bank of New York Mellon (as Trustee) (filed as Exhibit 4(a) to Post-Effective Amendment No. 3 to Form S-3, File Nos. 333-102173, 333-102173-01, 333-102173-02 and 333-102173-03)	x	
*4(zz)	Indenture (For Unsecured Subordinated Debt Securities), dated as of September 1, 2006, among FPL Group Capital Inc, FPL Group, Inc. (as Guarantor) and The Bank of New York Mellon (as Trustee) (filed as Exhibit 4(a) to Form 8-K dated September 19, 2006, File No. 1-8841)	x	
*4(aaa)	First Supplemental Indenture to Indenture (For Unsecured Subordinated Debt Securities) dated as of September 1, 2006, dated as of November 19, 2012, between NextEra Energy Capital Holdings, Inc., NextEra Energy, Inc. as Guarantor, and The Bank of New York Mellon, as Trustee (filed as Exhibit 2 to Form 8-A dated January 16, 2013, File No. 1-33028)	x	
*4(bbb)	Officer's Certificate of FPL Group Capital Inc and FPL Group, Inc., dated September 19, 2006, creating the Series B Enhanced Junior Subordinated Debentures due 2066 (filed as Exhibit 4(c) to Form 8-K dated September 19, 2006, File No. 1-8841)	x	
*4(ccc)	Replacement Capital Covenant, dated September 19, 2006, by FPL Group Capital Inc and FPL Group, Inc. relating to FPL Group Capital Inc's Series B Enhanced Junior Subordinated Debentures due 2066 (filed as Exhibit 4(d) to Form 8-K dated September 19, 2006, File No. 1-8841)	x	
*4(ddd)	Amendment, dated November 9, 2016, to the Replacement Capital Covenant, dated September 19, 2006, by NextEra Energy Capital Holdings, Inc. (formerly known as FPL Group Capital Holdings Inc) and NextEra Energy, Inc. (formerly known as FPL Group, Inc.), relating to FPL Group Capital Inc's Series B Enhanced Junior Subordinated Debentures due 2066 (filed as Exhibit 4(cc) to Form 10-K for the year ended December 31, 2016, File No. 1-8841)	x	
*4(eee)	Officer's Certificate of FPL Group Capital Inc and FPL Group, Inc., dated June 12, 2007, creating the Series C Junior Subordinated Debentures due 2067 (filed as Exhibit 4(a) to Form 8-K dated June 12, 2007, File No. 1-8841)	x	
*4(fff)	Replacement Capital Covenant, dated June 12, 2007, by FPL Group Capital Inc and FPL Group, Inc. relating to FPL Group Capital Inc's Series C Junior Subordinated Debentures due 2067 (filed as Exhibit 4(b) to Form 8-K dated June 12, 2007, File No. 1-8841)	x	
*4(ggg)	Amendment, dated November 9, 2016, to the Replacement Capital Covenant, dated June 12, 2007 by NextEra Energy Capital Holdings, Inc. (formerly known as FPL Group Capital Holdings Inc) and NextEra Energy, Inc. (formerly known as FPL Group, Inc.), relating to FPL Group Capital Inc's Series C Junior Subordinated Debentures due 2067 (filed as Exhibit 4(hh) to Form 10-K for the year ended December 31, 2016, File No. 1-8841)	x	
*4(hhh)	Officer's Certificate of NextEra Energy Capital Holdings, Inc. and NextEra Energy, Inc., dated September 29, 2017, creating the Series L Junior Subordinated Debentures due September 29, 2057 (filed as Exhibit 4(c) to Form 8-K dated September 29, 2017, File No. 1-8841)	x	
*4(iii)	Officer's Certificate of NextEra Energy Capital Holdings, Inc. and NextEra Energy, Inc., dated November 2, 2017, creating the Series M Junior Subordinated Debentures due December 1, 2077 (filed as Exhibit 4(a) to Form 8-K dated November 2, 2017, File No. 1-8841)	x	
*4(jjj)	Officer's Certificate of NextEra Energy Capital Holdings, Inc. and NextEra Energy, Inc., dated March 15, 2019, creating the Series N Junior Subordinated Debentures due March 1, 2079 (filed as Exhibit 4 to Form 8-K dated March 15, 2019, File No. 1-8841)	x	

Exhibit Number	Description	NEE	FPL
*4(kkk)	Officer's Certificate of NextEra Energy Capital Holdings, Inc. and NextEra Energy, Inc., dated April 4, 2019, creating the Series O Junior Subordinated Debentures due May 1, 2079 (filed as Exhibit 4(e) to Form 8-K dated April 4, 2019, File No. 1-8841)	x	
*4(III)	Officer's Certificate of NextEra Energy Capital Holdings, Inc., dated December 14, 2021, creating the Series P Junior Subordinated Debentures due March 15, 2082 (filed as Exhibit 4 to Form 8-K dated December 14, 2021, File No. 1-8841)	x	
*4(mmm)	Officer's Certificate of NextEra Energy Capital Holdings, Inc., dated March 1, 2024, creating the Series Q Junior Subordinated Debentures due September 1, 2054 (filed as Exhibit 4(bn), File Nos. 333-278184, 333-278184-01, and 333-278184-02)	x	
*4(nnn)	Officer's Certificate of NextEra Energy Capital Holdings, Inc., dated June 7, 2024, creating the Series R Junior Subordinated Debentures due June 15, 2054 (filed as Exhibit 4(d) to Form 10-Q for the quarter ended June 30, 2024, File No. 1-8841)	x	
4(ooo)	Officer's Certificate of NextEra Energy Capital Holdings, Inc., dated February 6, 2025, creating the Series S Junior Subordinated Debentures due August 15, 2055	x	
4(ppp)	Officer's Certificate of NextEra Energy Capital Holdings, Inc., dated February 6, 2025, creating the Series T Junior Subordinated Debentures due August 15, 2055	x	
*4(qqq)	Purchase Contract Agreement, dated as of September 1, 2022, between NextEra Energy, Inc. and The Bank of New York Mellon, as Purchase Contract Agent (filed as Exhibit 4(c) to Form 10-Q for the quarter ended September 30, 2022, File No. 1-8841)	x	
*4(rrr)	Pledge Agreement, dated as of September 1, 2022, between NextEra Energy, Inc., Deutsche Bank Trust Company Americas, as Collateral Agent, Custodial Agent and Securities Intermediary, and the Bank of New York Mellon, as Purchase Contract Agent (filed as Exhibit 4(d) to Form 10-Q for the quarter ended September 30, 2022, File No. 1-8841)	x	
*4(sss)	Purchase Contract Agreement, dated as of June 1, 2024, between NextEra Energy, Inc. and The Bank of New York Mellon, as Purchase Contract Agent (filed as Exhibit 4(b) to Form 10-Q for the quarter ended June 30, 2024, File No. 1-8841)	x	
*4(ttt)	Pledge Agreement, dated as of June 1, 2024, between NextEra Energy, Inc., Deutsche Bank Trust Company Americas, as Collateral Agent, Custodial Agent and Securities Intermediary, and The Bank of New York Mellon, as Purchase Contract Agent (filed as Exhibit 4(c) to Form 10-Q for the quarter ended June 30, 2024, File No. 1-8841)	x	
4(uuu)	Purchase Contract Agreement, dated as of October 1, 2024, between NextEra Energy, Inc. and The Bank of New York Mellon, as Purchase Contract Agent	x	
4(vvv)	Pledge Agreement, dated as of October 1, 2024, between NextEra Energy, Inc., Deutsche Bank Trust Company Americas, as Collateral Agent, Custodial Agent and Securities Intermediary, and the Bank of New York Mellon, as Purchase Contract Agent	x	
*4(www)	Indenture, dated as of March 1, 2024, by and among NextEra Energy Capital Holdings, Inc., NextEra Energy, Inc. (as Guarantor) and The Bank of New York Mellon (as Trustee) (filed as Exhibit 4 to Form 8-K dated March 4, 2024, File No. 1-8841)	x	
*4(xxx)	Senior Note Indenture dated as of January 1, 1998, between Florida Power & Light Company (as successor to Gulf Power Company) and Computershare Trust Company, N.A., as Successor Trustee, and certain indentures supplemental thereto (filed as Exhibit 4.1 to Form 8-K dated June 17, 1998, File No. 0-2429; Exhibit 4.2 to Form 8-K dated September 9, 2010, File No. 1-31737; Exhibit 4.2 to Form 8-K dated June 10, 2013, File No. 1-31737; Exhibit 4.2 to Form 8-K dated September 16, 2014, File No. 1-31737; Exhibit 4.2 to Form 8-K dated May 15, 2017, File No. 1-31737; and Exhibit 4(ddd) to Form 10-K for the year ended December 31, 2020, File No. 2-27612)	x	x
4(yyy)	Description of Securities Registered Pursuant to Section 12 of the Securities Exchange Act of 1934	x	
*10(a)	FPL Group, Inc. Supplemental Executive Retirement Plan, amended and restated effective April 1, 1997 (SERP) (filed as Exhibit 10(a) to Form 10-K for the year ended December 31, 1999, File No. 1-8841)	x	x
*10(b)	FPL Group, Inc. Supplemental Executive Retirement Plan, amended and restated effective January 1, 2005 (Restated SERP) (filed as Exhibit 10(b) to Form 8-K dated December 12, 2008, File No. 1-8841)	x	x
*10(c)	Amendment Number 1 to the Restated SERP changing name to NextEra Energy, Inc. Supplemental Executive Retirement Plan (filed as Exhibit 10(b) to Form 10-Q for the quarter ended June 30, 2010, File No. 1-8841)	x	x

Exhibit Number	Description	NEE	FPL
*10(d)	Appendix A1 (revised as of March 16, 2016) to the NextEra Energy, Inc. Supplemental Executive Retirement Plan (filed as Exhibit 10(d) to Form 10-K dated December 31, 2017, File No. 1-8841)	x	x
*10(e)	Appendix A2 (revised as of October 1, 2017) to the NextEra Energy, Inc. Supplemental Executive Retirement Plan (filed as Exhibit 10(e) to Form 10-K dated December 31, 2017, File No. 1-8841)	x	x
*10(f)	Supplement to the Restated SERP relating to a special credit to certain executive officers and other officers effective February 15, 2008 (filed as Exhibit 10(g) to Form 10-K for the year ended December 31, 2007, File No. 1-8841)	x	x
*10(g)	NextEra Energy, Inc. Amended and Restated 2011 Long Term Incentive Plan (filed as Exhibit 10(c) to Form 8-K dated March 16, 2012, File No. 1-8841)	x	x
*10(h)	Form of Restricted Stock Unit Agreement under the NextEra Energy, Inc. Amended and Restated 2011 Long Term Incentive Plan for certain executive officers (filed as Exhibit 10(d) to Form 10-Q for the quarter ended March 31, 2021, File No. 1-8841)	x	x
*10(i)	Form of Non-Qualified Stock Option Agreement under the NextEra Energy, Inc. Amended and Restated 2011 Long Term Incentive Plan for certain executive officers (filed as Exhibit 10(f) to Form 10-Q for the quarter ended March 31, 2016, File No. 1-8841)	x	x
*10(j)	Form of Non-Qualified Stock Option Agreement under the NextEra Energy, Inc. Amended and Restated 2011 Long Term Incentive Plan for certain executive officers (filed as Exhibit 10(g) to Form 10-Q for the quarter ended March 31, 2016, File No. 1-8841)	x	x
*10(k)	Form of Non-Qualified Stock Option agreement under the NextEra Energy, Inc. Amended and Restated 2011 Long Term Incentive Plan for certain executive officers (filed as Exhibit 10(d) to Form 10-Q for the quarter ended March 31, 2018, File No. 1-8841)	x	x
*10(l)	Form of Non-Qualified Stock Option Agreement under the NextEra Energy, Inc. Amended and Restated 2011 Long Term Incentive Plan for certain executive officers (filed as Exhibit 10(e) to Form 10-Q for the quarter ended March 31, 2021, File No. 1-8841)	x	x
*10(m)	Form of Non-Qualified Stock Option Agreement under the NextEra Energy, Inc. Amended and Restated 2011 Long Term Incentive Plan for certain executive officers (filed as Exhibit 10(f) to Form 10-Q for the quarter ended March 31, 2021, File No. 1-8841)	x	x
*10(n)	NextEra Energy, Inc. 2021 Long Term Incentive Plan (filed as Exhibit 10 to Form 8-K dated May 20, 2021, File No. 1-8841)	x	x
*10(o)	Form of Non-Qualified Stock Option Agreement under the NextEra Energy, Inc. 2021 Long Term Incentive Plan for certain executive officers (filed as Exhibit 10(b) to Form 10-Q for the quarter ended June 30, 2021, File No. 1-8841)	x	x
*10(p)	Form of Non-Qualified Stock Option Agreement under the NextEra Energy, Inc. 2021 Long Term Incentive Plan for certain executive officers (filed as Exhibit 10(b) to Form 10-Q for the quarter ended March 31, 2022, File No. 1-8841)	x	x
*10(q)	Form of Non-Qualified Stock Option Agreement under the NextEra Energy, Inc. 2021 Long Term Incentive Plan for certain executive officers (filed as Exhibit 10(e) to Form 10-Q for the quarter ended March 31, 2023, File No. 1-8841)	x	x
*10(r)	Form of Restricted Stock Award Agreement under the NextEra Energy, Inc. 2021 Long Term Incentive Plan for certain executive officers (filed as Exhibit 10(a) to Form 10-Q for the quarter ended June 30, 2024, File No. 1-8841)	x	x
*10(s)	Form of Restricted Stock Award Agreement under the NextEra Energy, Inc. 2021 Long Term Incentive Plan for certain executive officers (filed as Exhibit 10(b) to Form 10-Q for the quarter ended June 30, 2024, File No. 1-8841)	x	x
*10(t)	NextEra Energy, Inc. 2023 Executive Annual Incentive Plan (filed as Exhibit 10(a) to Form 8-K dated December 16, 2022, File No. 1-8841)	x	x
*10(u)	NextEra Energy, Inc. Deferred Compensation Plan effective January 1, 2005 as amended and restated through February 11, 2016 (filed as Exhibit 10(h) to Form 10-Q for the quarter ended March 31, 2016, File No. 1-8841)	x	x
*10(v)	FPL Group, Inc. Deferred Compensation Plan, amended and restated effective January 1, 2003 (filed as Exhibit 10(k) to Form 10-K for the year ended December 31, 2002, File No. 1-8841)	x	x
*10(w)	FPL Group, Inc. Executive Long-Term Disability Plan effective January 1, 1995 (filed as Exhibit 10(g) to Form 10-K for the year ended December 31, 1995, File No. 1-8841)	x	x

Exhibit Number	Description	NEE	FPL
*10(x)	FPL Group, Inc. Amended and Restated Non-Employee Directors Stock Plan, as amended and restated October 13, 2006 (filed as Exhibit 10(b) to Form 10-Q for the quarter ended September 30, 2006, File No. 1-8841)	x	
*10(y)	FPL Group, Inc. 2007 Non-Employee Directors Stock Plan (filed as Exhibit 99 to Form S-8, File No. 333-143739)	x	
*10(z)	NextEra Energy, Inc. 2017 Non-Employee Directors Stock Plan, as amended and restated as of May 18, 2017 (filed as Exhibit 10 to Form 10-Q for the quarter ended June 30, 2017, File No. 1-8841)	x	
*10(aa)	NextEra Energy, Inc. Non-Employee Director Compensation Summary effective January 1, 2023 (filed as Exhibit 10(mm) to Form 10-K for the year ended December 31, 2022, File No. 1-8841)	x	
*10(bb)	NextEra Energy, Inc. Non-Employee Director Compensation Summary effective January 1, 2024 (filed as Exhibit 10(ii) to Form 10-K for the year ended December 31, 2023, File No. 1-8841)	x	
10(cc)	NextEra Energy, Inc. Non-Employee Director Compensation Summary effective January 1, 2025	x	
*10(dd)	Form of Amended and Restated Executive Retention Employment Agreement effective December 10, 2009 between FPL Group, Inc. and Charles E. Sieving (filed as Exhibit 10(nn) to Form 10-K for the year ended December 31, 2009, File No. 1-8841)	x	x
*10(ee)	Form of 2012 409A Amendment to NextEra Energy, Inc. Executive Retention Employment Agreement effective October 11, 2012 between NextEra Energy, Inc. and Charles E. Sieving (filed as Exhibit 10(ddd) to Form 10-K for the year ended December 31, 2012, File No. 1-8841)	x	x
*10(ff)	Executive Retention Employment Agreement between NextEra Energy, Inc. and John W. Ketchum dated as of March 4, 2016 (filed as Exhibit 10(i) to Form 10-Q for the quarter ended March 31, 2016, File No. 1-8841)	x	x
*10(gg)	Executive Retention Employment Agreement between NextEra Energy, Inc. and Rebecca J. Kujawa dated as of March 1, 2019 (filed as Exhibit 10(b) to Form 10-Q for the quarter ended March 31, 2019, File No. 1-8841)	x	x
*10(hh)	Executive Retention Employment Agreement between NextEra Energy, Inc. and Ronald Reagan dated as of January 1, 2020 (filed as Exhibit 10(tt) to Form 10-K for the year ended December 31, 2019, File No. 1-8841)	x	x
*10(ii)	Executive Retention Employment Agreement between NextEra Energy, Inc. and Robert P. Coffey dated as of June 14, 2021 (filed as Exhibit 10(e) to Form 10-Q for the quarter ended June 30, 2021, File No. 1-8841)	x	x
*10(jj)	Executive Retention Employment Agreement between NextEra Energy, Inc. and T. Kirk Crews II dated as of March 1, 2022 (filed as Exhibit 10 to Form 10-Q for the quarter ended September 30, 2022, File No. 1-8841)	x	x
*10(kk)	Executive Retention Employment Agreement between NextEra Energy, Inc. and Mark Lemasney dated as of January 1, 2023 (filed as Exhibit 10(xx) to Form 10-K for the year ended December 31, 2022, File No. 1-8841)	x	x
*10(ll)	Executive Retention Employment Agreement between NextEra Energy, Inc. and Armando Pimentel, Jr. dated as of February 15, 2023 (filed as Exhibit 10(f) to Form 10-Q for the quarter ended March 31, 2023, File No. 1-8841)	x	x
*10(mm)	Executive Retention Employment Agreement between NextEra Energy, Inc. and Nicole J. Daggs dated as of January 1, 2024 (filed as Exhibit 10(tt) to Form 10-K for the year ended December 31, 2023, File No. 1-8841)	x	x
*10(nn)	Executive Retention Employment Agreement between NextEra Energy, Inc. and Brian Bolster dated as of May 6, 2024 (filed as Exhibit 10(c) to Form 10-Q for the quarter ended June 30, 2024, File No. 1-8841)	x	x
*10(oo)	NextEra Energy, Inc. Executive Severance Benefit Plan effective February 26, 2013 (filed as Exhibit 10(eee) to Form 10-K for the year ended December 31, 2012, File No. 1-8841)	x	x
*10(pp)	Guarantee Agreement between FPL Group, Inc. and FPL Group Capital Inc, dated as of October 14, 1998 (filed as Exhibit 10(y) to Form 10-K for the year ended December 31, 2001, File No. 1-8841)	x	
*10(qq)	NextEra Energy Partners, LP 2014 Long-Term Incentive Plan (filed as Exhibit 10.8 to Form 8-K dated July 1, 2014, File No. 1-36518)	x	

Exhibit Number	Description	NEE	FPL
*10(rr)	Form of Restricted Unit Award Agreement under the NextEra Energy Partners, LP 2014 Long-Term Incentive Plan (filed as Exhibit 10.2 to Form 10-Q for the quarter ended March 31, 2022, File No. 1-36518)	x	
*10(ss)	Form of Restricted Unit Award Agreement under the NextEra Energy Partners, LP 2014 Long-Term Incentive Plan (filed as Exhibit 10.3 to Form 10-Q for the quarter ended March 31, 2023, File No. 1-36518)	x	
10(tt)	XPLR Infrastructure, LP 2024 Long Term Incentive Plan	x	
10(uu)	Form of Restricted Unit Award Agreement under the XPLR Infrastructure, LP 2024 Long Term Incentive Plan	x	
19	Insider Trading Policies and Procedures	x	x
*1	Subsidiaries of NextEra Energy, Inc	x	
22	Guaranteed Securities	x	
28	Consent of Independent Registered Public Accounting Firm	x	
31(a)	Rule 13a-14(a)/15d-14(a) Certification of Chief Executive Officer of NextEra Energy, Inc.	x	
31(b)	Rule 13a-14(a)/15d-14(a) Certification of Chief Financial Officer of NextEra Energy, Inc.	x	
31(c)	Rule 13a-14(a)/15d-14(a) Certification of Chief Executive Officer of Florida Power & Light Company		x
31(d)	Rule 13a-14(a)/15d-14(a) Certification of Chief Financial Officer of Florida Power & Light Company		x
32(a)	Section 1350 Certification of NextEra Energy, Inc.	x	
32(b)	Section 1350 Certification of Florida Power & Light Company		x
*97	Incentive Compensation Recoupment Policy (filed as Exhibit 97 to Form 10-K for the year ended December 31, 2023, File No. 1-8841)	x	x
101.INS	XBRL Instance Document – the instance document does not appear in the Interactive Data File because its XBRL tags are embedded within the Inline XBRL document	x	x
101.SCH	Inline XBRL Schema Document	x	x
101.PRE	Inline XBRL Presentation Linkbase Document	x	x
101.CAL	Inline XBRL Calculation Linkbase Document	x	x
101.LAB	Inline XBRL Label Linkbase Document	x	x
101.DEF	Inline XBRL Definition Linkbase Document	x	x
104	Cover Page Interactive Data File (formatted as Inline XBRL and contained in Exhibit 101)	x	x

* Incorporated herein by reference

NEE and FPL agree to furnish to the SEC upon request any instrument with respect to long-term debt that NEE and FPL have not filed as an exhibit pursuant to the exemption provided by Item 601(b)(4)(iii)(A) of Regulation S-K.

Item 16. Form 10-K Summary

Not applicable

NEXTERA ENERGY, INC. SIGNATURES

Pursuant to the requirements of Section 13 or 15(d) of the Securities Exchange Act of 1934, the registrant has duly caused this report to be signed on its behalf by the undersigned, thereunto duly authorized and in the capacities and on the date indicated.

NextEra Energy, Inc.

JOHN W. KETCHUM

John W. Ketchum

Chairman, President and Chief Executive Officer
and Director
(Principal Executive Officer)

Date: February 14, 2025

Pursuant to the requirements of the Securities Exchange Act of 1934, this report has been signed below by the following persons on behalf of the registrant and in the capacities and on the date indicated.

Signature and Title as of February 14, 2025:

BRIAN W. BOLSTER

Brian W. Bolster

Executive Vice President, Finance
and Chief Financial Officer
(Principal Financial Officer)

JAMES M. MAY

James M. May

Vice President, Controller and Chief Accounting
Officer
(Principal Accounting Officer)

Directors:

NICOLE S. ARNABOLDI

Nicole S. Arnaboldi

GEOFFREY S. MARTHA

Geoffrey S. Martha

JAMES L. CAMAREN

James L. Camaren

DAVID L. PORGES

David L. Porges

NAREN K. GURSAHANEY

Naren K. Gursahaney

DEV STAHLKOPF

Dev Stahlkopf

KIRK S. HACHIGIAN

Kirk S. Hachigian

JOHN A. STALL

John A. Stall

MARIA HENRY

Maria Henry

DARRYL L. WILSON

Darryl L. Wilson

AMY B. LANE

Amy B. Lane

FLORIDA POWER & LIGHT COMPANY SIGNATURES

Pursuant to the requirements of Section 13 or 15(d) of the Securities Exchange Act of 1934, the registrant has duly caused this report to be signed on its behalf by the undersigned, thereunto duly authorized and in the capacities and on the date indicated.

Florida Power & Light Company

ARMANDO PIMENTEL, JR.

Armando Pimentel, Jr.

President and Chief Executive Officer and Director
(Principal Executive Officer)

Date: February 14, 2025

Pursuant to the requirements of the Securities Exchange Act of 1934, this report has been signed below by the following persons on behalf of the registrant and in the capacities and on the date indicated.

Signature and Title as of February 14, 2025:

BRIAN W. BOLSTER

Brian W. Bolster

Executive Vice President, Finance
and Chief Financial Officer and Director
(Principal Financial Officer)

KEITH FERGUSON

Keith Ferguson

Vice President, Accounting and Controller
(Principal Accounting Officer)

Director:

JOHN W. KETCHUM

John W. Ketchum

Supplemental Information to be Furnished With Reports Filed Pursuant to Section 15(d) of the Securities Exchange Act of 1934 by Registrants Which Have Not Registered Securities Pursuant to Section 12 of the Securities Exchange Act of 1934

No annual report, proxy statement, form of proxy or other proxy soliciting material has been sent to security holders of FPL during the period covered by this Annual Report on Form 10-K for the fiscal year ended December 31, 2024.

Exhibit 31(a)

Rule 13a-14(a)/15d-14(a) Certification

I, John W. Ketchum, certify that:

1. I have reviewed this Form 10-K for the annual period ended December 31, 2024 of NextEra Energy, Inc. (the registrant);
2. Based on my knowledge, this report does not contain any untrue statement of a material fact or omit to state a material fact necessary to make the statements made, in light of the circumstances under which such statements were made, not misleading with respect to the period covered by this report;
3. Based on my knowledge, the financial statements, and other financial information included in this report, fairly present in all material respects the financial condition, results of operations and cash flows of the registrant as of, and for, the periods presented in this report;
4. The registrant's other certifying officer and I are responsible for establishing and maintaining disclosure controls and procedures (as defined in Exchange Act Rules 13a-15(e) and 15d-15(e)) and internal control over financial reporting (as defined in Exchange Act Rules 13a-15(f) and 15d-15(f)) for the registrant and have:
 - (a) Designed such disclosure controls and procedures, or caused such disclosure controls and procedures to be designed under our supervision, to ensure that material information relating to the registrant, including its consolidated subsidiaries, is made known to us by others within those entities, particularly during the period in which this report is being prepared;
 - (b) Designed such internal control over financial reporting, or caused such internal control over financial reporting to be designed under our supervision, to provide reasonable assurance regarding the reliability of financial reporting and the preparation of financial statements for external purposes in accordance with generally accepted accounting principles;
 - (c) Evaluated the effectiveness of the registrant's disclosure controls and procedures and presented in this report our conclusions about the effectiveness of the disclosure controls and procedures, as of the end of the period covered by this report based on such evaluation; and
 - (d) Disclosed in this report any change in the registrant's internal control over financial reporting that occurred during the registrant's most recent fiscal quarter (the registrant's fourth fiscal quarter in the case of an annual report) that has materially affected, or is reasonably likely to materially affect, the registrant's internal control over financial reporting; and
5. The registrant's other certifying officer and I have disclosed, based on our most recent evaluation of internal control over financial reporting, to the registrant's auditors and the audit committee of the registrant's board of directors (or persons performing the equivalent functions):
 - (a) All significant deficiencies and material weaknesses in the design or operation of internal control over financial reporting which are reasonably likely to adversely affect the registrant's ability to record, process, summarize and report financial information; and
 - (b) Any fraud, whether or not material, that involves management or other employees who have a significant role in the registrant's internal control over financial reporting.

Date: February 14, 2025

JOHN W. KETCHUM

John W. Ketchum
Chairman, President and Chief Executive Officer
of NextEra Energy, Inc.

Exhibit 31(b)

Rule 13a-14(a)/15d-14(a) Certification

I, Brian W. Bolster, certify that:

1. I have reviewed this Form 10-K for the annual period ended December 31, 2024 of NextEra Energy, Inc. (the registrant);
2. Based on my knowledge, this report does not contain any untrue statement of a material fact or omit to state a material fact necessary to make the statements made, in light of the circumstances under which such statements were made, not misleading with respect to the period covered by this report;
3. Based on my knowledge, the financial statements, and other financial information included in this report, fairly present in all material respects the financial condition, results of operations and cash flows of the registrant as of, and for, the periods presented in this report;
4. The registrant's other certifying officer and I are responsible for establishing and maintaining disclosure controls and procedures (as defined in Exchange Act Rules 13a-15(e) and 15d-15(e)) and internal control over financial reporting (as defined in Exchange Act Rules 13a-15(f) and 15d-15(f)) for the registrant and have:
 - (a) Designed such disclosure controls and procedures, or caused such disclosure controls and procedures to be designed under our supervision, to ensure that material information relating to the registrant, including its consolidated subsidiaries, is made known to us by others within those entities, particularly during the period in which this report is being prepared;
 - (b) Designed such internal control over financial reporting, or caused such internal control over financial reporting to be designed under our supervision, to provide reasonable assurance regarding the reliability of financial reporting and the preparation of financial statements for external purposes in accordance with generally accepted accounting principles;
 - (c) Evaluated the effectiveness of the registrant's disclosure controls and procedures and presented in this report our conclusions about the effectiveness of the disclosure controls and procedures, as of the end of the period covered by this report based on such evaluation; and
 - (d) Disclosed in this report any change in the registrant's internal control over financial reporting that occurred during the registrant's most recent fiscal quarter (the registrant's fourth fiscal quarter in the case of an annual report) that has materially affected, or is reasonably likely to materially affect, the registrant's internal control over financial reporting; and
5. The registrant's other certifying officer and I have disclosed, based on our most recent evaluation of internal control over financial reporting, to the registrant's auditors and the audit committee of the registrant's board of directors (or persons performing the equivalent functions):
 - (a) All significant deficiencies and material weaknesses in the design or operation of internal control over financial reporting which are reasonably likely to adversely affect the registrant's ability to record, process, summarize and report financial information; and
 - (b) Any fraud, whether or not material, that involves management or other employees who have a significant role in the registrant's internal control over financial reporting.

Date: February 14, 2025

BRIAN W. BOLSTER

Brian W. Bolster
Executive Vice President, Finance and
Chief Financial Officer
of NextEra Energy, Inc.

Exhibit 31(c)

Rule 13a-14(a)/15d-14(a) Certification

I, Armando Pimentel, Jr., certify that:

1. I have reviewed this Form 10-K for the annual period ended December 31, 2024 of Florida Power & Light Company (the registrant);
2. Based on my knowledge, this report does not contain any untrue statement of a material fact or omit to state a material fact necessary to make the statements made, in light of the circumstances under which such statements were made, not misleading with respect to the period covered by this report;
3. Based on my knowledge, the financial statements, and other financial information included in this report, fairly present in all material respects the financial condition, results of operations and cash flows of the registrant as of, and for, the periods presented in this report;
4. The registrant's other certifying officer and I are responsible for establishing and maintaining disclosure controls and procedures (as defined in Exchange Act Rules 13a-15(e) and 15d-15(e)) and internal control over financial reporting (as defined in Exchange Act Rules 13a-15(f) and 15d-15(f)) for the registrant and have:
 - (a) Designed such disclosure controls and procedures, or caused such disclosure controls and procedures to be designed under our supervision, to ensure that material information relating to the registrant, including its consolidated subsidiaries, is made known to us by others within those entities, particularly during the period in which this report is being prepared;
 - (b) Designed such internal control over financial reporting, or caused such internal control over financial reporting to be designed under our supervision, to provide reasonable assurance regarding the reliability of financial reporting and the preparation of financial statements for external purposes in accordance with generally accepted accounting principles;
 - (c) Evaluated the effectiveness of the registrant's disclosure controls and procedures and presented in this report our conclusions about the effectiveness of the disclosure controls and procedures, as of the end of the period covered by this report based on such evaluation; and
 - (d) Disclosed in this report any change in the registrant's internal control over financial reporting that occurred during the registrant's most recent fiscal quarter (the registrant's fourth fiscal quarter in the case of an annual report) that has materially affected, or is reasonably likely to materially affect, the registrant's internal control over financial reporting; and
5. The registrant's other certifying officer and I have disclosed, based on our most recent evaluation of internal control over financial reporting, to the registrant's auditors and the audit committee of the registrant's board of directors (or persons performing the equivalent functions):
 - (a) All significant deficiencies and material weaknesses in the design or operation of internal control over financial reporting which are reasonably likely to adversely affect the registrant's ability to record, process, summarize and report financial information; and
 - (b) Any fraud, whether or not material, that involves management or other employees who have a significant role in the registrant's internal control over financial reporting.

Date: February 14, 2025

ARMANDO PIMENTEL, JR.

Armando Pimentel, Jr.
President and Chief Executive Officer
of Florida Power & Light Company

Exhibit 31(d)

Rule 13a-14(a)/15d-14(a) Certification

I, Brian W. Bolster, certify that:

1. I have reviewed this Form 10-K for the annual period ended December 31, 2024 of Florida Power & Light Company (the registrant);
2. Based on my knowledge, this report does not contain any untrue statement of a material fact or omit to state a material fact necessary to make the statements made, in light of the circumstances under which such statements were made, not misleading with respect to the period covered by this report;
3. Based on my knowledge, the financial statements, and other financial information included in this report, fairly present in all material respects the financial condition, results of operations and cash flows of the registrant as of, and for, the periods presented in this report;
4. The registrant's other certifying officer and I are responsible for establishing and maintaining disclosure controls and procedures (as defined in Exchange Act Rules 13a-15(e) and 15d-15(e)) and internal control over financial reporting (as defined in Exchange Act Rules 13a-15(f) and 15d-15(f)) for the registrant and have:
 - (a) Designed such disclosure controls and procedures, or caused such disclosure controls and procedures to be designed under our supervision, to ensure that material information relating to the registrant, including its consolidated subsidiaries, is made known to us by others within those entities, particularly during the period in which this report is being prepared;
 - (b) Designed such internal control over financial reporting, or caused such internal control over financial reporting to be designed under our supervision, to provide reasonable assurance regarding the reliability of financial reporting and the preparation of financial statements for external purposes in accordance with generally accepted accounting principles;
 - (c) Evaluated the effectiveness of the registrant's disclosure controls and procedures and presented in this report our conclusions about the effectiveness of the disclosure controls and procedures, as of the end of the period covered by this report based on such evaluation; and
 - (d) Disclosed in this report any change in the registrant's internal control over financial reporting that occurred during the registrant's most recent fiscal quarter (the registrant's fourth fiscal quarter in the case of an annual report) that has materially affected, or is reasonably likely to materially affect, the registrant's internal control over financial reporting; and
5. The registrant's other certifying officer and I have disclosed, based on our most recent evaluation of internal control over financial reporting, to the registrant's auditors and the audit committee of the registrant's board of directors (or persons performing the equivalent functions):
 - (a) All significant deficiencies and material weaknesses in the design or operation of internal control over financial reporting which are reasonably likely to adversely affect the registrant's ability to record, process, summarize and report financial information; and
 - (b) Any fraud, whether or not material, that involves management or other employees who have a significant role in the registrant's internal control over financial reporting.

Date: February 14, 2025

BRIAN W. BOLSTER

Brian W. Bolster
Executive Vice President, Finance
and Chief Financial Officer
of Florida Power & Light Company

Exhibit 32(a)

Section 1350 Certification

We, John W. Ketchum and Brian W. Bolster, certify, pursuant to Section 906 of the Sarbanes-Oxley Act of 2002, that:

- (1) The Annual Report on Form 10-K of NextEra Energy, Inc. (the registrant) for the annual period ended December 31, 2024 (Report) fully complies with the requirements of Section 13(a) or 15(d) of the Securities Exchange Act of 1934; and
- (2) The information contained in the Report fairly presents, in all material respects, the financial condition and results of operations of the registrant.

Dated: February 14, 2025

JOHN W. KETCHUM

John W. Ketchum
Chairman, President and Chief Executive Officer
of NextEra Energy, Inc.

BRIAN W. BOLSTER

Brian W. Bolster
Executive Vice President, Finance and
Chief Financial Officer
of NextEra Energy, Inc.

A signed original of this written statement required by Section 906 has been provided to the registrant and will be retained by the registrant and furnished to the Securities and Exchange Commission or its staff upon request.

The foregoing certification is being furnished as an exhibit to the Report pursuant to Item 601(b)(32) of Regulation S-K and Section 906 of the Sarbanes-Oxley Act of 2002 and, accordingly, is not being filed with the Securities and Exchange Commission as part of the Report and is not to be incorporated by reference into any filing of the registrant under the Securities Act of 1933 or the Securities Exchange Act of 1934 (whether made before or after the date of the Report, irrespective of any general incorporation language contained in such filing).

Exhibit 32(b)

Section 1350 Certification

We, Armando Pimentel, Jr. and Brian W. Bolster, certify, pursuant to Section 906 of the Sarbanes-Oxley Act of 2002, that:

- (1) The Annual Report on Form 10-K of Florida Power & Light Company (the registrant) for the annual period ended December 31, 2024 (Report) fully complies with the requirements of Section 13(a) or 15(d) of the Securities Exchange Act of 1934; and
- (2) The information contained in the Report fairly presents, in all material respects, the financial condition and results of operations of the registrant.

Dated: February 14, 2025

ARMANDO PIMENTEL, JR.

Armando Pimentel, Jr.
President and Chief Executive Officer
of Florida Power & Light Company

BRIAN W. BOLSTER

Brian W. Bolster
Executive Vice President, Finance
and Chief Financial Officer
of Florida Power & Light Company

A signed original of this written statement required by Section 906 has been provided to the registrant and will be retained by the registrant and furnished to the Securities and Exchange Commission or its staff upon request.

The foregoing certification is being furnished as an exhibit to the Report pursuant to Item 601(b)(32) of Regulation S-K and Section 906 of the Sarbanes-Oxley Act of 2002 and, accordingly, is not being filed with the Securities and Exchange Commission as part of the Report and is not to be incorporated by reference into any filing of the registrant under the Securities Act of 1933 or the Securities Exchange Act of 1934 (whether made before or after the date of the Report, irrespective of any general incorporation language contained in such filing).

THIS PAGE INTENTIONALLY LEFT BLANK

BOARD OF DIRECTORS

JOHN W. KETCHUM

Chairman of the Board, President and Chief Executive Officer,
NextEra Energy, Inc.
Director since 2022.
Chair: Executive Committee.
Member: Nuclear Committee.

NICOLE S. ARNABOLDI

Partner, Oak Hill Capital
(investment firm)
Director since 2022.
Member: Audit Committee, Finance & Investment Committee.

JAMES L. CAMAREN

Private Investor. Formerly Chairman and Chief Executive Officer,
Utilities, Inc.
(water utilities)
Director since 2002.
Member: Compensation Committee, Finance & Investment Committee.

NAREN K. GURSAHANEY

Retired. Formerly President and Chief Executive Officer, ADT Corporation
(electronic security services)
Director since 2014.
Chair: Audit Committee.
Member: Executive Committee, Governance & Nominating Committee.

KIRK S. HACHIGIAN

Retired. Formerly Chairman of the Board, JELD-WEN, Inc.
(window and door manufacturer)
Director since 2013.
Chair: Compensation Committee.
Member: Executive Committee, Governance & Nominating Committee.

MARIA G. HENRY

Retired. Formerly Chief Financial Officer, Kimberly-Clark Corporation
(paper products manufacturer)
Director since 2023.
Member: Audit Committee, Finance & Investment Committee.

AMY B. LANE

Retired. Formerly Investment Banker, Merrill Lynch & Co., Inc.
(investment banking firm)
Director since 2015.
Lead Director.
Chair: Governance & Nominating Committee.
Member: Compensation Committee, Executive Committee.

GEOFFREY S. MARTHA

Chairman and Chief Executive Officer, Medtronic plc
(healthcare technology company)
Director since 2024.
Member: Finance & Investment Committee.

DAVID L. PORGES

Retired. Formerly Chairman of the Board, Equitrans Midstream Corporation
(natural gas midstream operator)
Director since 2020.
Chair: Finance & Investment Committee.
Member: Executive Committee, Governance & Nominating Committee.

DEBORAH L. "DEV" STAHLKOPF

Executive Vice President and Chief Legal Officer, Cisco Systems, Inc.
(communications technology company)
Director since 2023.
Member: Audit Committee, Compensation Committee.

JOHN A. STALL

Retired. Formerly President, Nuclear Division, NextEra Energy, Inc.
Director since 2022.
Chair: Nuclear Committee.
Member: Finance & Investment Committee.

DARRYL L. WILSON

Retired. Formerly Vice President, Commercial, GE Power
(power generation manufacturing)
Director since 2018.
Member: Audit Committee, Compensation Committee.

PROPOSED 2025 COMMON STOCK DIVIDEND DATES*

Declaration	Ex-Dividend	Record	Payment
February 14	February 28	February 28	March 17
May 22	June 2	June 2	June 16
July 24	August 28	August 28	September 15
October 23	November 21	November 21	December 15

* Declaration of dividends and dates shown are subject to the discretion of the Board of Directors of NextEra Energy, Inc. Dates shown are based on the assumption that past patterns will prevail.

INVESTOR INFORMATION

CORPORATE OFFICES

NextEra Energy, Inc.
700 Universe Blvd.
Juno Beach, FL 33408

EXCHANGE LISTING

Common Stock
New York Stock Exchange
Ticker Symbol: NEE

NextEra Energy Capital Holdings, Inc.
Series N Junior Subordinated
Debentures

New York Stock Exchange
Ticker Symbol: NEE.PRN

NextEra Energy, Inc.
6.926% Corporate Units
New York Stock Exchange
Ticker Symbol: NEE.PRR

NextEra Energy, Inc.
7.299% Corporate Units
New York Stock Exchange
Ticker Symbol: NEE.PRS

NextEra Energy, Inc.
7.234% Corporate Units
New York Stock Exchange
Ticker Symbol: NEE.PRT

NEWSPAPER LISTING

Common Stock: NEE

TRANSFER, PAYING AGENT AND REGISTRAR

NextEra Energy, Inc.
Common Stock

NextEra Energy, Inc.
c/o Computershare Trust Company, N.A.
P.O. Box 43006
Providence, RI 02940-3006
888-218-4392

TRUSTEES, PAYING AGENTS AND REGISTRARS

Florida Power & Light Company
First Mortgage Bonds

Deutsche Bank Trust Company
Americas
5022 Gate Parkway
Suite 200
Jacksonville, FL 32256
800-735-7777

Florida Power & Light Company
Senior Notes

Computershare Trust Company, N.A.
Corporate Trust Operations
1505 Energy Park Drive
St. Paul, MN 55108
800-344-5128

Florida Power & Light Company
Notes

NextEra Energy Capital Holdings, Inc.
Debentures

NextEra Energy Capital Holdings, Inc.
Junior Subordinated Debentures

NextEra Energy, Inc. Corporate Units

The Bank of New York Mellon
2322 French Settlement Road,
Bldg. 25
Dallas, TX 75212
Attn: Transfers/Redemptions
800-254-2826

SHAREHOLDER INQUIRIES

Communications concerning transfer requirements, lost certificates, dividend checks, address changes, stock accounts and the dividend reinvestment and direct stock purchase plan should be directed to Computershare: 888-218-4392 or www.computershare.com/NEE.

Other shareholder communications to: Shareholder Services: 561-694-4696.

ELECTRONIC PROXY MATERIAL

Shareholders may elect to receive proxy materials electronically by accessing <https://enroll.icsdelivery.com/NEE>.

DIRECT DEPOSIT OF DIVIDENDS

Cash dividends may be deposited directly to personal accounts at financial institutions. Call Computershare for authorization forms.

DIVIDEND REINVESTMENT AND DIRECT STOCK PURCHASE PLAN

NextEra Energy offers a plan for the reinvestment of dividends and the purchase of common stock. Enrollment materials may be obtained by calling Computershare or by accessing www.computershare.com/NEE.

DIRECT REGISTRATION SERVICES

NextEra Energy common stock can be issued in direct registration (book entry) form.

ONLINE INVESTOR INFORMATION

Visit our investor information site at www.Investor.NextEraEnergy.com to get stock quotes, earnings reports, financial releases, SEC filings and other news. You can also request and receive information via email. Shareholders of record can receive secure online account access through a link to Computershare.

SEC FILINGS

All Securities and Exchange Commission filings appear at www.Investor.NextEraEnergy.com. Copies of SEC filings also are available without charge by writing to NextEra Energy, Shareholder Services at the corporate offices or by calling: 561-694-4696.

NEWS AND FINANCIAL INFORMATION

Get the latest news and financial information about NextEra Energy by visiting www.NextEraEnergy.com.

ANALYST INQUIRIES

Investor Relations
561-694-4697

NEWS MEDIA INQUIRIES

Media Relations
561-694-4442

CERTIFIED PUBLIC ACCOUNTANTS

Deloitte & Touche LLP
1800 North Military Trail
Suite 200
Boca Raton, FL 33431-6386

NEXTERA ENERGY, INC.

NextEra Energy, Inc. (NYSE: NEE) is one of the largest electric power and energy infrastructure companies in North America and a leader in the renewable energy industry. NextEra Energy has two principal businesses, Florida Power & Light Company (FPL) and NextEra Energy Resources, LLC. FPL is the largest electric utility in the state of Florida and one of the largest electric utilities in the U.S. FPL's strategic focus is centered on investing in generation, transmission and distribution facilities to deliver on its value proposition of keeping customer bills as low as possible and delivering high reliability, outstanding customer service and energy from diverse generation sources for the benefit of more than 6 million customer accounts. Through its subsidiaries, NextEra Energy Resources is the world's largest generator of renewable energy from the wind and sun, as well as a world leader in battery storage capacity. NextEra Energy Resources' strategic focus is centered on the development, construction and operation of long-term contracted assets throughout the U.S. and Canada, primarily renewable generation facilities and electric transmission facilities, as well as providing other energy solutions to customers. Through its subsidiaries, NextEra Energy generates clean, emissions-free electricity from seven commercial nuclear power units in Florida, New Hampshire and Wisconsin. For more information about NextEra Energy companies, visit these websites: www.NextEraEnergy.com, www.FPL.com, www.NextEraEnergyResources.com.

THIS PAGE INTENTIONALLY LEFT BLANK



NextEra Energy, Inc.
700 Universe Blvd.
Juno Beach, FL 33408

For more information:

www.NextEraEnergy.com

www.FPL.com

www.NextEraEnergyResources.com



MIX

Paper | Supporting
responsible forestry

FSC® C110426

FLORIDA PUBLIC SERVICE COMMISSION
Company: FLORIDA POWER & LIGHT COMPANY
AND SUBSIDIARIES

Explanation: Provide a copy of the "Business Contracts with Officers,
Directors and Affiliates" schedule included in the company's
most recently filed Annual Report as required by Rule 25-6.135,
Florida Administrative Code. Provide any subsequent changes
affecting the test year.

Type of Data Shown:
☒ Projected Test Year Ended 12/31/26
☐ Prior Year Ended / /
☒ Historical Test Year Ended 12/31/24

DOCKET NO.: 20250011-EI

Witness: Jessica Buttress

Line No.	Name of Officer or Director	Name and Address of Affiliated Entity	Relationship With Affiliated Entity	Amount of Contract or Transaction	Description of Product or Service
	(1)				
1					
2	SEE ATTACHMENT 1, FPL'S MOST RECENTLY FILED BUSINESS CONTRACTS WITH OFFICERS, DIRECTORS AND AFFILIATES SCHEDULE.				
3					
4					
5					
6					
7					
8					
9					
10					
11					
12					
13					
14					
15					
16					
17					
18					
19					
20					
21					
22					
23					
24					
25					
26					
27					
28					
29					
30					

Supporting Schedules:

Recap Schedules:

Business Contracts with Officers, Directors and Affiliates

Florida Power & Light Company

For the Year Ended December 31, 2024

List all contracts, agreements, or other business arrangements* entered into during the calendar year (other than compensation-related to position with respondent) between the respondent and each officer and director listed in Part 1 of the Executive Summary. In addition, provide the same information with respect to professional services for each firm, partnership, or organization with which the officer or director is affiliated.

Note: * Business agreement, for this schedule, shall mean any oral or written business deal which binds the concerned parties for products or services during the reporting year or future years.

Name of Officer or Director	Name and Address of Affiliated Entity	Amount	Identification of Product or Service
No such contracts, agreements or other business arrangements to report.			
<p>Note: The above listing excludes contributions, payments to educational institutions, hospitals and industry associations and other dues. See pages 454 through 463 for disclosure of diversification activity.</p>			